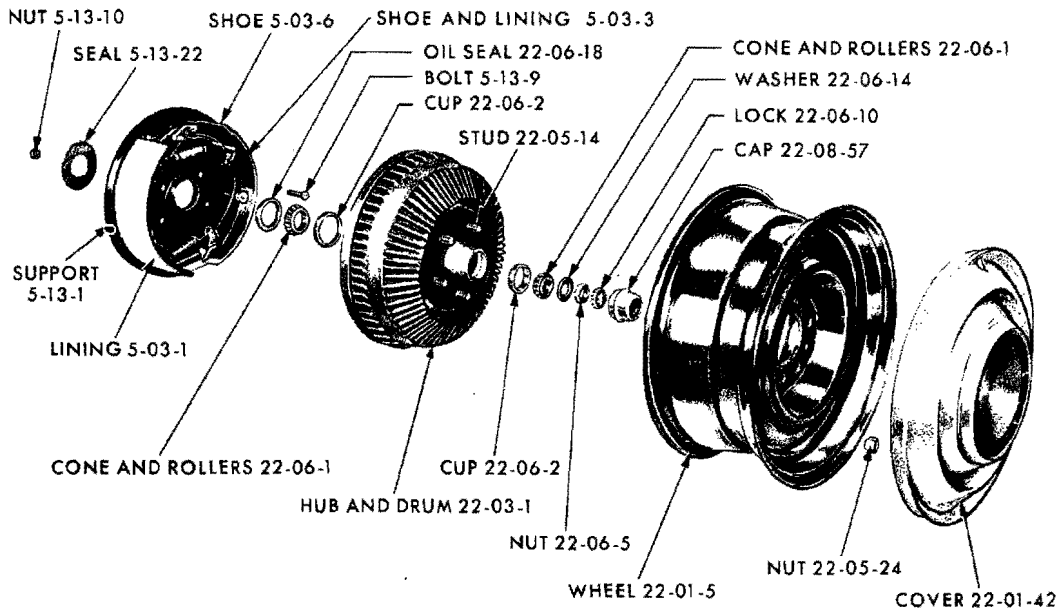
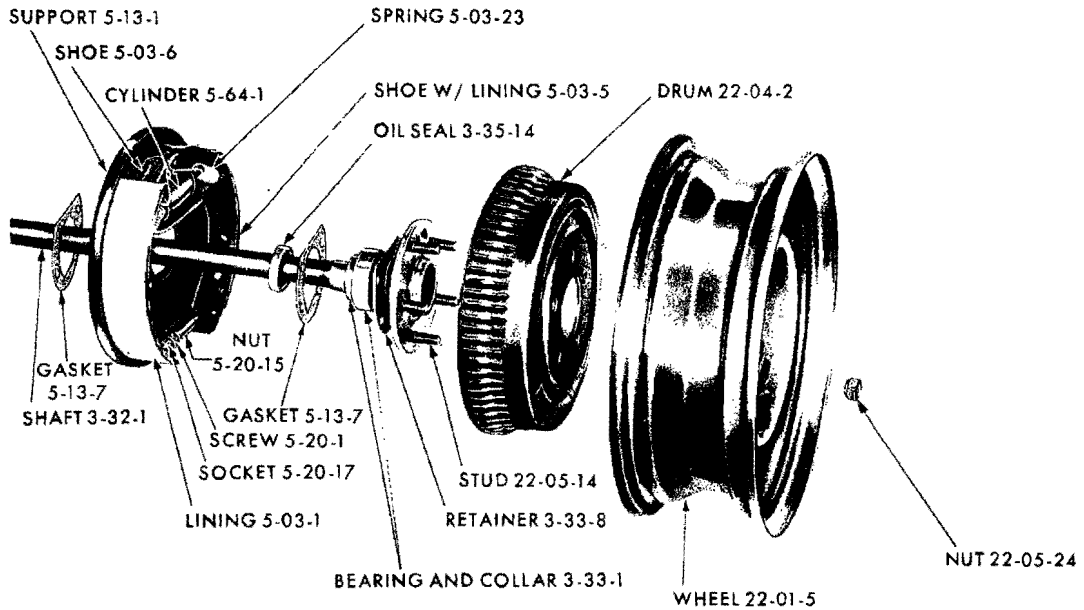


GROUP 22 - WHEELS




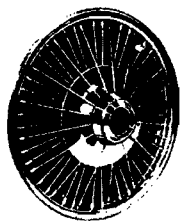



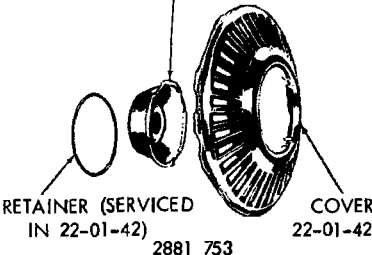
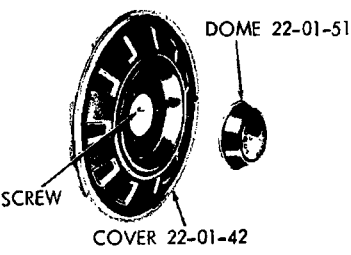
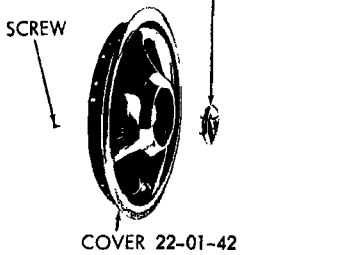

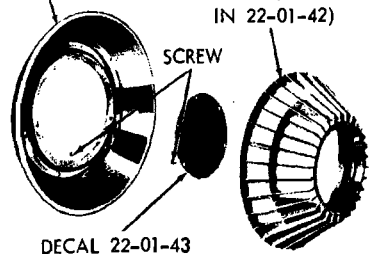


19x9691B

FRONT WHEEL



19x8787E

REAR WHEEL

 <p>COVER 22-01-42 2881 752 VALIANT</p>	 <p>COVER 22-01-42 2881 787 VALIANT AND BARRACUDA</p>	 <p>COVER 22-01-42 2823 010 VALIANT, BARRACUDA, BELVEDERE</p>	 <p>COVER 22-01-42 2881 796 13" DART</p>
 <p>DISC (SERVICED IN 22-01-42) NUT (SERVICED IN 22-01-42) SCREW COVER (SERVICED IN 22-01-42) 2881 769 DART, CORONET AND DODGE "MAG"</p>	 <p>MEDALLION (SERVICED IN 22-01-42) RETAINER (SERVICED IN 22-01-42) 2881 753 PLYMOUTH, DODGE, CHRYSLER WITHOUT DISC BRAKES (15" WHEEL) COVER 22-01-42</p>	 <p>SCREW DOVE 22-01-51 COVER 22-01-42 2881 764 DART AND CORONET</p>	 <p>APPLIQUE 22-01-43 SCREW COVER 22-01-42 2881 779 CORONET AND DODGE</p>
 <p>COVER 22-01-42 2881 758 PLYMOUTH</p>	 <p>COVER (SERVICED IN 22-01-42) APPLIQUE (SERVICED IN 22-01-42) SCREW DECAL 22-01-43 2944 165 PLYMOUTH</p>	 <p>COVER (SERVICED IN 22-01-42) HUB (SERVICED IN 22-01-42) RING (SERVICED IN 22-01-42) 2881 775 PLYMOUTH</p>	 <p>COVER 22-01-42 2881 750 15" PLYMOUTH 19a2605</p>

WHEEL COVERS

<p>COVER (SERVICED IN 22-01-42) RING (SERVICED IN 22-01-42) SCREW</p> <p>RING (SERVICED IN 22-01-42) 2944 076 15" PLYMOUTH</p>	<p>COVER 22-01-42 APPLIQUE 22-01-43</p> <p>2881 782 DODGE</p>	<p>APPLIQUE (SERVICED IN 22-01-42) COVER (SERVICED IN 22-01-42) RING (SERVICED IN 22-01-42) SCREW</p> <p>RING (SERVICED IN 22-01-42) 2944 080 15" DODGE</p>	<p>COVER 22-01-42</p> <p>2881 770 CHRYSLER (STATION WAGON) AND NEW YORKER</p>
<p>COVER 22-01-42</p> <p>2881 774 CHRYSLER</p>	<p>COVER 22-01-42</p> <p>2881 824 CHRYSLER 300</p>	<p>RING (SERVICED IN 22-01-42) COVER (SERVICED IN 22-01-42) APPLIQUE (SERVICED IN 22-01-42) SCREW</p> <p>RING (SERVICED IN 22-01-42) 2881 759 15" CHRYSLER</p>	<p>SPRING 22-01-58 RING 22-01-43 COVER 22-01-42 RETAINER MEDALLION 22-01-43</p> <p>SPACER (SERVICED IN 22-01-42) COVER (SERVICED IN 22-01-42) IMPERIAL NO PART NO. - ORDER BY COLOR</p>
<p>SPRING 22-01-58 SCREW DOME 22-01-51</p> <p>COVER (SERVICED IN 22-01-42) 2823 004 DODGE CORONET</p>	<p>COVER 22-01-42 RING 22-01-41</p> <p>2944 092 DART, CORONET AND CHARGER</p>		<p>19a2606B</p>

WHEEL COVERS

1969

PASSENGER CAR
APPLICATION SECTION

PLYMOUTH

VALIANT - BARRACUDA - BELVEDERE - SATELLITE - FURY

DODGE

DART - CORONET - CHARGER - POLARA - MONACO

CHRYSLER

NEWPORT - 300 - NEW YORKER

(C-1)

(C-2)

(C-3)

CL/CE

CM

CH

IMPERIAL

CROWN - LE BARON

REVISED

LOOSE-LEAF PARTS CATALOG

JANUARY 1971

SUPERSEDES

81-690-0889

Printed in U.S.A.

PARTS DIVISION  **CHRYSLER**
MOTORS CORPORATION

81-690-0933

1969 PASSENGER CAR PARTS CATALOG

WHEELS

CODE	PART NAME	ENG. TYPE OR CU.IN.	V	B	L	R	W	P	D	C	C	C	Y	PART NUMBER
			1-2	1-2	1-2	1-2	1-2	1-2	1-2	1	2	3	1	
22-01-0 WHEELS Cont'd.														
22-01-5	WHEELS													
	14 x 4 50		5	5	5	—	—	—	—	—	—	—	—	2660 308
	13 x 4 50		5	—	5	—	—	—	—	—	—	—	—	3004 876
	14 x 5 50		5	5	5	—	—	—	—	—	—	—	—	2660 312
	14 x 5 00, except Sta Wgn		—	—	—	5	5	—	—	—	—	—	—	3004 756
	14 x 5 00, except Sta Wgn (Budd Wheel)		—	—	—	5	5	—	—	—	—	—	—	2881 820
	14 x 5 50, Deep Dish (Budd Wheel)		—	—	—	5	5	—	—	—	—	—	—	3004 892
	14 x 5 50, Deep Dish (Motor Wheel)		—	—	—	5	5	—	—	—	—	—	—	2534 702
	14 x 5 50, Chrome		—	—	—	4	4	—	—	—	—	—	—	2944 162
	14 x 5 50, Sta Wgn		—	—	—	5	5	—	—	—	—	—	—	3004 892
	15 x 5 00, except Sta Wgn		—	—	—	—	—	5	—	—	—	—	—	3004 988
	15 x 5 50, except Sta Wgn (Motor Wheel)		—	—	—	—	—	5	5	5	5	—	—	3004 989
	15 x 6 00		—	—	—	5	5	—	—	—	—	—	—	2944 169
	15 x 6 00 H-Duty		—	—	—	—	—	5	5	—	—	—	—	2944 169
	15 x 600 Extra H-Duty 4-D C-E, C-H, and Sta Wgn		—	—	—	—	—	—	—	5	—	5	—	# 2944 323
	15 16 x 6 00,		—	—	—	—	—	5	5	5	5	5	—	3004 987
	15 x 6,00, except Sta Wgn		—	—	—	—	—	—	—	5	5	5	—	3004 987
	15 x 6 50, Sta Wgn		—	—	—	—	—	5	5	5	—	—	—	2944 155
	15 x 6 00		—	—	—	—	—	—	—	—	—	—	5	2534 842
22-01-41	RING, w/14" Wheel		—	—	—	4	4	—	—	—	—	—	—	2944 161
22-01-42	COVER, Wheel, w/13" Wheel, w/Plymouth Division Letters		4	—	—	—	—	—	—	—	—	—	—	2881 752
	w/13" Wheel, w/Dodge Emblem		—	—	4	—	—	—	—	—	—	—	—	2881 796
	w/14" Wheel, w/Decal, Plymouth Division		4	4	—	—	—	—	—	—	—	—	—	2944 165
	w/14" Wheel, Simulated Wire Wheel		4	4	—	—	—	—	—	—	—	—	—	2881 787
	w/14" Wheel, w/o Dome		4	4	—	4	—	—	—	—	—	—	—	2823 010
	w/14" Wheel, w/Dome		4	4	—	—	—	—	—	—	—	—	—	2823 014
	w/14" Wheel, w/Dome		—	—	—	—	4	—	—	—	—	—	—	2823 004
	w/14" Wheel, w/Plymouth Division Letters		—	—	—	4	—	—	—	—	—	—	—	2881 758
	w/14" Wheel, w/Dome, Dodge Division		—	—	4	—	4	—	—	—	—	—	—	2881 764
	w/14" Wheel, w/Dome		—	—	—	4	—	—	—	—	—	—	—	2881 773
	w/14" Wheel, w/Applique		—	—	—	—	4	—	—	—	—	—	—	2881 779
	w/14" Wheel, w/Emblem		—	—	—	4	4	—	—	—	—	—	—	2944 092
	w/15" Wheel,		—	—	—	4	4	—	—	—	—	—	—	2881 753
	w/Plymouth Division, Class I (w/24 Embosments)		—	—	—	—	—	4	—	—	—	—	—	2881 750
	w/Plymouth Division, Class II, (w/HUB)		—	—	—	—	—	4	—	—	—	—	—	2881 775
	w/Plymouth Division, Class III, (w/5 Embassments)		—	—	—	—	—	4	—	—	—	—	—	2944 398
	w/Dodge Letters		—	—	—	—	—	—	4	—	—	—	—	2944 080
	w/Dodge Emblem		—	—	—	—	—	—	4	—	—	—	—	2881 782
	w/26 Depressions		—	—	—	—	—	—	—	4	—	—	—	2881 774
	w/300 Emblem		—	—	—	—	—	—	—	—	4	—	—	2881 824
	w/Ribs, Sta Wgn and C-H		—	—	—	—	—	—	—	4	4	4	—	2881 770
	w/Applique Walnut		—	—	—	—	—	—	—	4	4	4	—	2881 759
	Tan		—	—	—	—	—	—	—	—	—	—	4	2944 117
	Blue		—	—	—	—	—	—	—	—	—	—	4	2944 118
	Green		—	—	—	—	—	—	—	—	—	—	4	2944 119
	White		—	—	—	—	—	—	—	—	—	—	4	2944 121
	Black		—	—	—	—	—	—	—	—	—	—	4	2944 122
TYPE LETTERS Indicates			V - Valiant L - Dart	R - Belvedere W - Coronet	P - Plymouth D - Dodge	C - Chrysler Y - Imperial								

AR Indicates use as required.

= Indicates parts not listed in any previous parts book.

Numerals in parentheses () refer to notes.

★ Indicates change or addition.

Printed in U.S.A.
January 1971

CODE	PART NAME	ENG. TYPE OR CU.IN.	V	B	L	R	W	P	D	C	C	C	Y	PART NUMBER
			1-2	1-2	1-2	1-2	1-2	1-2	1-2	1	2	3	1	
22-01-0 WHEELS Cont'd.														
22-01-43	DECAL, Cover Applique, Plymouth Division		4	4	—	4	—	—	—	—	—	—	—	2881 785
	APPLIQUE, Cover, w/Dodge Emblem		—	—	—	—	4	—	—	—	—	—	—	2881 777
	APPLIQUE, Cover, w/Dodge Emblem		—	—	—	—	—	—	4	—	—	—	—	2881 751
	MEDALLION, Cover, Eagle		—	—	—	—	—	—	—	—	—	—	4	2534 220
	RING, Inner, w/Imperial Letters		—	—	—	—	—	—	—	—	—	—	4	2534 219
	RING, Outer, Spoked		—	—	—	—	—	—	—	—	—	—	4	2823 048
22-01-46	EXTENSION PACKAGE, Valve Stem, 1/2" lgh		1	1	1	1	1	1	1	1	1	1	—	2660 315
	3/4" lgh		—	—	—	1	1	1	1	1	1	1	—	2401 840
	1 1/4" lgh		—	—	—	—	—	—	—	—	—	—	1	2401 841
22-01-49	RETAINER, Dome		—	—	—	4	4	—	—	—	—	—	—	2823 845
	RETAINER, Cover Medallion		—	—	—	—	—	—	—	—	—	—	4	2534 223
22-01-51	DOME, Cover (Dodge Division)		—	—	4	—	4	—	—	—	—	—	—	2881 762
	DOME, Cover, use w/Chrome Wheel		—	—	—	4	4	—	—	—	—	—	—	2823 842
22-01-58	SPRING, Cover Inner Ring Retention		—	—	—	—	—	—	—	—	—	—	12	2409 840

22-03-0 FRONT HUB AND BRAKE DRUM

NOTE: EXAMPLE - Brake Size - 9" x 2 1/2" First Number (9") refers to Diameter of Drum Second Number (2 1/2") refers to Width of Brake Lining

22-03-1	HUB and BRAKE DRUM, 9" x 2 1/2"													
	Brakes, Steel Encased	6	1	1	1	—	—	—	—	—	—	—	—	2267 080-1
	9" x 2 1/2" Brakes, Cast Iron, w/Steel Back	6	1	1	1	—	—	—	—	—	—	—	—	3004 728-9
	10" x 2 1/4"		1	1	1	—	—	—	—	—	—	—	—	3004 730-1
	10" x 2 1/2" Brakes, Budd Housing Stamped "CB51"		—	—	—	1	1	—	—	—	—	—	—	3004 732-3
	10" x 2 1/2" Brakes, Motor Wheel Housing, Stamped "MW"		—	—	—	1	1	—	—	—	—	—	—	3004 732-3
	11" x 3" Brakes, Motor Wheel Housing, Stamped "L-35919"		—	—	—	1	1	—	—	—	—	—	—	2781 564-5
	11" x 2 3/4" Brakes, P-All, D,C, Exc Sta Wgn, w/o Cooling Fins		—	—	—	—	—	1	1	1	1	1	—	3004 734-5
	11" x 2 3/4" Brakes Kelsey Hayes Housing, Stamped "K-H" P-all, D, C, except Sta Wgn		—	—	—	—	—	—	1	1	1	1	—	3004 974
	Rt w/Cooling Fin		—	—	—	—	—	—	1	1	1	1	—	3004 973
	Lt w/Cooling Fin		—	—	—	—	—	—	1	1	1	1	—	3004 973
	11" x 3" Brakes, P, D, Police and Taxi, Motor Wheel Housing, Stamped "MW"		—	—	—	—	—	1	1	1	1	1	—	2781 576-7
	11" x 3" Brakes, Heavy Duty, Motor Wheel Housing, Stamped "MW"		—	—	—	—	—	1	1	1	1	1	—	2781 576-7
	11" x 3" Brakes, Motor Wheel Housing Stamped "MW" w/440 Eng (Heavy Duty)		—	—	—	—	—	1	1	1	1	1	—	2944 822-3
	11" x 3" Brakes, Motor Wheel Housing, Stamped "MW", w/440 Eng		—	—	—	—	—	1	1	1	1	1	—	3004 736-7

DISC BRAKES

HUB, w/Brake DISC	1	1	1	—	—	—	—	—	—	—	—	—	—	2660 296-7
	—	—	—	1	1	—	—	—	—	—	—	—	—	2823 284-5
	—	—	—	—	—	1	1	1	1	1	1	—	—	2925 174-5
	—	—	—	—	—	—	—	—	—	—	—	1	—	2534 896-7

TYPE LETTERS Indicates B - Barracuda V - Valiant L - Dart R - Belvedere W - Coronet P - Plymouth D - Dodge C - Chrysler Y - Imperial

AR Indicates use as required.
= Indicates parts not listed in any previous parts book.

Numerals in parentheses () refer to notes.
★ Indicates change or addition.

Printed in U.S.A.
January 1971