




New

COLOR INFORMATION



FOR YOUR DITZLER COLOR BOOK

DITZLER COLOR DIVISION • PITTSBURGH PLATE GLASS CO. • DETROIT 4, MICH.

Advance Bulletin
11-6-58

1959 CHRYSLER & IMPERIAL INTERIOR COLORS

1959 CHRYSLER INTERIOR COLORS

Ditzler Code
Lacquer
DL DAL

Name

ASH TRAY FACE PLATE - FRONT, COWL TRIM PANEL - RETAINER, GEAR
SHIFT LEVER ARM & GLOVE BOX DOOR FACE, GLOVE BOX DOOR INSIDE,
LOWER INSTRUMENT PANEL

Twilight Blue Poly	11786
* Saddle Beige	21181
Elwood Beige Poly	21551
Vanguard Gray Poly	31857
Meadow Green Poly	42262
Granada Green Poly	42263
Toro Ruby Poly	50509
Porto Red	70878

ASH TRAY FACE PLATE - SEAT BACK

Opal White	3182
* Jewel Black	9000
Dona Blue	11837
* Saddle Beige	21181
Calfskin Brown	21645
Glory Turquoise Poly	42318
Hampton Green	42319
Orient Ruby Poly	50511
Porto Red	70878

GARNISH MOULDINGS - DOOR & SILL - WINDSHIELD UPPER


* Jewel Black	9000
Dona Blue	11837
Calfskin Brown	21645
* Vanguard Gray Poly	31857
Granada Green Poly	42263
Toro Ruby Poly	50509
Orient Ruby Poly	50511
Hampton Green	42319

(Over)



New

COLOR INFORMATION



FOR YOUR DITZLER COLOR BOOK

DITZLER COLOR DIVISION • PITTSBURGH PLATE GLASS CO. • DETROIT 4, MICH.

Advance Bulletin (Cont.)

Page 2

1959 CHRYSLER INTERIOR COLORS (CONT.)

<u>Name</u>	<u>Ditzler Code</u>	
	<u>Lacquer</u>	
	<u>DL</u>	<u>DAL</u>
<u>ROOF RAIL MOULDING</u>		
* Jewel Black		9000
Dona Blue		11837
Calfskin Brown		21645
* Vanguard Gray Poly		31857
Granada Green Poly		42263
Hampton Green		42319
Toro Ruby Poly		50509

STEERING COLUMN & BRACKET

Twilight Blue Poly		11786
* Saddle Beige		21181
Elwood Beige Poly		21551
* Vanguard Gray Poly		31857
Meadow Green Poly		42262
Granada Green Poly		42263
Hampton Green		42319
Toro Ruby Poly		50509
Porto Red		70878

WAGON DECK FLOOR, SEAT PANS, REAR CUSHION BRACKET & PARTS, SUBURBAN QUARTER WINDOW, TAILGATE OPENING & ROOF RAIL GARNISH.

* Jewel Black		9000
Dona Blue		11837
Calfskin Brown		21645
Orient Ruby Poly		50511


CENTER PILLARS

* Jewel Black		9000
Dona Blue		11837
Calfskin Brown		21645
* Vanguard Gray Poly		31857
Granada Green Poly		42263
Hampton Green		42319
Toro Ruby Poly		50509
Porto Red		70878



New

COLOR INFORMATION



FOR YOUR DITZLER COLOR BOOK
DITZLER COLOR DIVISION • PITTSBURGH PLATE GLASS CO. • DETROIT 4, MICH.

Advance Bulletin (Cont)

Page 3

1959 CHRYSLER INTERIOR COLORS (CONT.)

<u>Name</u>	Ditzler Code Lacquer <u>DL DAL</u>
<u>INSTRUMENT PANEL EXTENSION - RIGHT & LEFT</u>	
Twilight Blue Poly	11786
* Saddle Beige	21181
Elwood Beige Poly	21551
* Vanguard Gray Poly	31857
Meadow Green Poly	42262
Granada Green Poly	42263
Toro Ruby Poly	50509

CONVERTABLE TOP BOWS & MECHANICAL PARTS

El Greco Beige	21447
----------------	-------

DEFROSTER OUTLET & FRAME, GRANISH MOULDING WINDSHIELD - LOWER, AIR CONDITIONING, RADIO, REAR SHELF PARTS & DEFROSTER OUTLETS, UPPER INSTRUMENT PANEL & HOUSING, GEAR SELECTOR BRACKET, BACK LIGHT MOULDING.

Jewel Black Semi-Gloss	9028
Dona Blue Semi-Gloss	11846
Calfskin Brown Semi-Gloss	21640
Hampton Green Semi-Gloss	42328
Orient Ruby Semi-Gloss	50516

1959 IMPERIAL INTERIOR COLORS

ASH TRAY FACE PLATES - SEAT BACK


Twilight Blue Poly	11786
Elwood Beige Poly	21551
* Vanguard Gray Poly	31857
Meadow Green Poly	42262
Granada Turquoise Poly	42263
Toro Ruby Poly	50509

(Over)



New

COLOR INFORMATION



FOR YOUR DITZLER COLOR BOOK

DITZLER COLOR DIVISION • PITTSBURGH PLATE GLASS CO. • DETROIT 4, MICH.

Advance Bulletin (CONT.)

Page 4

1959 IMPERIAL INTERIOR COLORS (CONT.)

Ditzler Code
Lacquer
DL DAL

Name

INSTRUMENT PANEL, STEERING COLUMN CAP

Dona Blue	11837
* Jewel Black	9000
Calfskin Brown	21645
Hampton Green	42319
Orient Ruby Poly	50511

INSTRUMENT PANEL LOWER, GLOVE BOX DOOR-INSIDE, STEERING COLUMN BRACKET.

Ascot Gray Semi-Gloss	31744
-----------------------	-------

COWL TRIM PANEL RETAINER, HEATER DUCT, RADIO SPEAKER GRILLE & FRAME

Dona Blue Semi-Gloss	11846
Jewel Black Semi-Gloss	9028
Calfskin Brown Semi-Gloss	21640
Hampton Green Semi-Gloss	42328
Orient Ruby Semi-Gloss	50516

* Carried over from 1958 production.

COLOR COMBINATION IDENTIFICATION

CHRYSLER

AA-1, BB-1, ETC.—SINGLE TONE

WINDSOR AND SARATOGA

WA-2 FIRST LETTER IS ROOF AND INSERT COLOR,
SECOND IS BASIC CAR COLOR.

NEW YORKER

WA-2 FIRST LETTER IS ROOF COLOR,
SECOND IS BASIC CAR COLOR.

IMPÉRIAL

AA-1, BB-1, ETC.—SINGLE TONE

CUSTOM AND CROWN

AB-2 FIRST LETTER IS INSERT COLOR,
SECOND IS BASIC BODY COLOR.

LE BARON

AB-2 FIRST LETTER INDICATES STEEL INSERT,
SECOND IS BASIC BODY COLOR.

1963 CHRYSLER INTERIOR COLORS

GLOSS FINISH COLORS

USED ON: Windshield Upper and Side Garnish Mouldings, Instrument Panel Upper and Lower Roof Rail Moulding, Back Lite Moulding, Door Upper Garnish Moulding, Wagon Quarter Window and Garnish Mouldings, Wagon Tailgate Window Moulding, Sedan Center Pillars.

**Convertible Top Bows and Mechanism.

COLOR NAME	DITZLER CODE
*RAVEN BLACK	9000
CADET BLUE	12576
OSAGE TAN	22167
YUKON GOLD	22231
ASPEN GREEN	42987
SIERRA TURQUOISE	43007
AUTUMN RED POLY.	71284

USED ON: Air Conditioner (Wagon) Unit Assembly.
BIRCH WHITE 32154

SEMI-GLOSS FINISH COLORS

USED ON: Lower Windshield Garnish Moulding, Instrument Panel Air Discharge Outlet-Upper, Rear Shell Air Conditioner and Defroster Outlets.

**Instrument Panel Center Section.

COLOR NAME	DITZLER CODE
*JEWEL BLACK	9028
CADET BLUE	12575
OSAGE TAN	22166
YUKON GOLD	22232
ASPEN GREEN	42988
SIERRA TURQUOISE	42995
MOHAWK RED POLY.	71283

USED ON: Radio Grille, Instrument Panel Center (Textured Metal)
**Lower Windshield Garnish

*JEWEL BLACK	9028
ALASKA BLUE	12568
ICE BLUE	12705
SABLE BROWN	22156
SAND BEIGE POLY.	22277
HUNTER GREEN	42986
HOPi TURQUOISE	42999
BURGUNDY RED POLY.	71280

USED ON: Instrument Panel Instrument Cluster, Left and Right Push Button Cover Plates.

JEWEL BLACK	9028
ALASKA BLUE	12568
ICE BLUE	12705
SABLE BROWN	22156
SAND BEIGE POLY.	22277
ALABASTER (EXPORT)	32256
HUNTER GREEN	42986
HOPi TURQUOISE	42999
BURGUNDY RED POLY.	71280

USED ON: Textured Metal Cowl Panels.

EBONY BLACK	9293
PAHADE BLUE	12587
BEECHWOOD TAN	22183
INDIAN TURQUOISE	43014
MARINE GREEN	43015
AUTUMN RED POLY.	71292

1963 IMPERIAL INTERIOR COLORS

GLOSS FINISH COLORS

USED ON: Instrument Panel Instrument Housing, Steering Column Cap.

COLOR NAME	DITZLER CODE
CADET BLUE	12576
OSAGE TAN	22167
YUKON GOLD	22231
CHARCOAL BLACK	32193
GLOUSTER GREY	32201
SIERRA TURQUOISE	43007
AUTUMN RED POLY.	71284

USED ON: Convertible Top Bow Assembly.

RAVEN BLACK	9000
-------------	------

SEMI-GLOSS COLORS

USED ON: Instrument Panel Upper and Lower, Exposed Parts of Glove Box and Ash Receptacle Doors.

COLOR NAME	DITZLER CODE
JEWEL BLACK	9028















USED ON: INSTRUMENT Panel End Extensions, Instrument Panel Radio Speaker Grille and Defroster Outlets, Instrument Panel, Air Conditioner Outlets, Lower Windshield Garnish Moulding and Center Joint Cover, Outside Rear View Mirror Bezel and Dummy Nut, Rear Shell Air Conditioner Outlet, Park Sprag Housing.

CADET BLUE	12575
OSAGE TAN	22166
YUKON GOLD	22232
CHARCOAL BLACK	32193
GLOUSTER GREY	32199
SIERRA TURQUOISE	42995
MOHAWK RED POLY.	71283

USED ON: Cowl Panel, Seat Side Shield.

CORNFLOWER BLUE	12572
DESERT TAN	22165
HARVEST GOLD	22233
PEWTER BLACK	32193
MIST GREY	32197
ALABASTER	32200
TAOS TURQUOISE	43000
AUTUMN RED POLY.	71292

1963 INTERIOR COLORS

COLOR CHIP NO.	DUCO® STOCK OR FORMULA FILE NO.	COMB. NO.	COMB. NO.	DUCO® STOCK OR FORMULA FILE NO.	COLOR CHIP NO.
30	 96529 Suede Tan Metallic	8582-B	3281-SB	 96520 Hunter Green	37
31	 96530 Osage Tan	8584-B, SB	3292-B, SB	 96521 Sierra Turquoise	38
32	 96531 Yukon Gold	8173-B, SB	3294-SB	 96522 Hopi Turquoise	39
33	 96523 Sable Brown	4112-SB	2254-B	 4263 Fantasy Blue Metallic	40
34	 96524 Gloucester Gray	5216-B, SB	2286-B, SB	 96515 Cadet Blue	41
35	 96525 Charcoal	5211-B, SB	2287-SB	 96516 Alaska Blue	42
36	 96519 Aspen Green Metallic	3290-B, SB	7117-SB	 96528-L Burgundy Red Metallic	43

1964 CHRYSLER INTERIOR COLORS

GLOSS FINISH COLORS

USED ON: Windshield upper and side garnish, Instrument Panel upper and lower, Steering Column and cover, Roof Rail, Bocklight Moulding, Upper Door Garnish, Wagon Quarter Window and Tailgate Garnish, Wagon Seat Pans, Brackets and exposed deck areas, Sedan Center Pillar, Seal Back Ash Receiver Frame.

COLOR NAME	DITZLER CODE
RAVEN BLACK	9000
PEACOCK TURQUOISE POLY.	12725
ANNAPOLIS BLUE POLY.	12742
ESPRESSO POLY.	22300
VELVET GREEN POLY.	43149
MAROON POLY.	50638
COMANCHE RED POLY.	71393

SEMI-GLOSS FINISH COLORS

USED ON: Convertible Top Mechanism and Suburban Air Condition Unit.

COLOR NAME	DITZLER CODE
IVORY	8355

USED ON: Cowl Panel (Textured Metal).

EBONY BLACK	9293
MARINE TURQUOISE	12727
AIRLINE BLUE	12758
COLONIAL TAN	22309
TROPIC GREEN	43136
MULBERRY	50641
COMANCHE RED POLY.	71301

LOW GLOSS FINISH COLORS

USED ON: Windshield Garnish Lower, Instrument Panel Air Discharge Outlets Upper, Rear Shelf Air Conditioner and Defroster Outlets, Bucket Seat Track—Manual (All colors except Velvet Green Poly.).

COLOR NAME	DITZLER CODE
JEWEL BLACK	9028
ANNAPOLIS BLUE POLY.	12756
PEACOCK TURQUOISE POLY.	12757
ESPRESSO POLY.	22308
VELVET GREEN POLY.	43137
MAROON POLY.	50649
COMANCHE RED	71362

USED ON: Instrument Panel Center (Textured Metal), Instrument Panel Radio Speaker Grille (Die-Cast—Same Texture as Center Instrument Panel).

JEWEL BLACK	9028
TWILIGHT TURQUOISE POLY.	12728
LUCERNE BLUE POLY.	12743
SAND BEIGE POLY.	22277
JADE GREEN POLY.	43150
MAUVE POLY.	50638
COMANCHE RED	71302

USED ON: Instrument Panel Transmission Controls Trim Plate and Dummy Cover, Instrument Panel Heater and Air Conditioning Controls Trim Plate and Cover Plate, Instrument Panel Instrument Cluster Face (*Fluorometer and Police).

BLACK	9028
MEDIUM TURQUOISE POLY.	12728
MEDIUM BLUE POLY.	12743
MEDIUM GOLD POLY.	22277
ALABASTER	32200
MEDIUM YELLOW GREEN POLY.	43150
MEDIUM MAUVE POLY.	50638
DARK RED POLY.	71302

1964 IMPERIAL INTERIOR COLORS

GLOSS FINISH COLORS

USED ON: Steering Column Jacket, Rear Speaker Medallion.

COLOR NAME	DITZLER CODE
RAVEN BLACK	9000
PEACOCK TURQUOISE POLY.	12725
ANNAPOLIS BLUE POLY.	12742
ESPRESSO POLY.	22300
VELVET GREEN POLY.	43149
MAROON POLY.	50638
COMANCHE RED POLY.	71393

SEMI-GLOSS FINISH COLORS

USED ON: Seat Side Shields (** Also Convertible Top Mechanism).

COLOR NAME	DITZLER CODE
IVORY	8355
EBONY BLACK	9293
DAWN TURQUOISE	12735
CHINA BLUE	12744
ADOBE TAN	22292
TROPIC GREEN	43136
SATIN MAUVE	50642
COMANCHE RED POLY.	71361

LOW GLOSS FINISH COLORS

USED ON: Instrument Panel Trim End Caps, Garnish Lower Windshield Right and Left and Joint Cover, Instrument Panel Radio Speaker Grille, Instrument Panel Air Discharge Outlets, Rear Air Conditioning Outlets, Air Conditioning Inlet Grille (** Also Instrument Panel Upper and Lower, Glove Box and Ash Receiver Doors).

COLOR NAME	DITZLER CODE
JEWEL BLACK	9028
ANNAPOLIS BLUE POLY.	12756
PEACOCK TURQUOISE POLY.	12757
ESPRESSO POLY.	22308
VELVET GREEN POLY.	43137
MAROON POLY.	50649
COMANCHE RED POLY.	71362

CHRYSLER MODEL 300K EXTERIOR STRIPING COLORS

DITZLER CODE	COLOR NAME
8358	WHITE
9000	BLACK
12887	MEDIUM BLUE
22428	MEDIUM TAN
71424	DARK RED

1964 INTERIOR COLORS

Chrysler		9080-LH Med. Gold Met. Flat *	Plymouth		4512-L Med. Copper Met. Gloss
Dodge Plymouth		4510-L Med. Tan Met. Gloss	Plymouth		4591-L Dark Copper Flat †
Dodge		4519-L Med. Yel.-Grn. Met. Gloss	Chrysler		9081-LH Med. Yel.-Grn. Met. Flat *
Dodge (880 only)		9074-LH Dk. Yel.-Gold Met. Flat *	Chrysler Imperial		4517-LH Dk. Yel.-Grn. Met. Gloss
Dodge		4590-L Dark Yellow-Gold Flat †	Chrysler Imperial		9075-LH Dk. Yel.-Grn. Met. Flat *
Dodge Plymouth		4587-L Dark Brown Flat †	Chrysler		9079-LH Med. Turquoise Met. Flat *
Chrysler Dodge Imperial		9059-L Dark Tan Met. Gloss	Imperial		4505-L Med. Turquoise Met. Gloss
Chrysler Dodge (880 only) Imperial		9071-LH Dark Tan Met. Flat *	Dodge Plymouth		4506-L Med. Turquoise Met. Gloss

*Requires the addition of 2 ounces Du Pont #4528 Flattening Compound to a pint of unreduced color to produce a flat finish.
†Flattening Compound not required.

1964 INTERIOR COLORS

Chrysler Dodge Imperial Plymouth		Chrysler	
	9058-L Dark Turquoise Met. Gloss		9082-LH Med. Mauve Met. Flat *
Dodge Plymouth		Dodge Plymouth	
	4589-L Dark Turquoise Flat †		4098-LH Red Gloss
Chrysler Dodge (880 only) Imperial		Dodge Plymouth	
	9072-LH Dk. Turquoise Met. Flat *		4588-LH Dark Red Flat †
Dodge Plymouth		Chrysler Dodge (880 only) Imperial	
	4499-L Med. Blue Met. Gloss		9077-LM Dark Red Met. Flat *
Chrysler		Chrysler Imperial	
	9078-LH Med. Blue Met. Flat *		4515-LH Maroon Met. Gloss
Chrysler Dodge Imperial Plymouth		Chrysler Imperial	
	9057-L Dark Blue Met. Gloss		9076-LH Maroon Met. Flat *
Dodge Plymouth		Chrysler Dodge Imperial Plymouth	
	4586-L Dark Blue Flat †		88 Black Flat *
Chrysler Dodge (880 only) Imperial		Dodge Plymouth	
	9073-LH Dark Blue Met. Flat *		4428-L Black Flat †

*Requires the addition of 2 ounces Du Pont #4528 Flattening Compound to a pint of unreduced color to produce a Flat finish.
 †Flattening Compound not required.

CHRYSLER INTERIOR COLORS

GLOSS FINISH COLORS

USED ON: Windshield Upper and Side Garnish, Instrument Panel Lower, Roof Rail, Backlite Moulding, Wagon Quarter Window and Tailgate Garnish, Wagon Seat Pans, Wagon Brackets and Exposed Areas.

COLOR NAME	DITZLER CODE	REMARKS
WHITE	8355	Except for wagon items above.
BLACK	9000	
MEDIUM TURQUOISE POLY.	12647	
MEDIUM BLUE POLY.	12656	
MEDIUM TAN POLY.	22296	
LIGHT GOLD POLY.	22446	
DARK RED POLY.	71355	

LOW GLOSS FINISH COLORS

USED ON: Steering Column and Cover, Bucket Seat Tracks, "B" Pillars, Rear Shell Defroster Outlets.

WHITE	8389	Except Bucket Seat Tracks
BLACK	9028	Also Convertible Top
DARK BLUE POLY.	12925	Except Steering Column & Cover
DARK TURQUOISE POLY.	12926	Except Steering Column & Cover
MEDIUM TURQUOISE POLY.	12928	Except Bucket Seat Tracks
MEDIUM BLUE POLY.	12933	Except Bucket Seat Tracks
DARK TAN POLY.	22308	Except Steering Column & Cover
MEDIUM TAN POLY.	22465	Except Bucket Seat Tracks
LIGHT GOLD POLY.	22467	Except Bucket Seat Tracks
DARK RED POLY.	71362	Except Bucket Seat Tracks
DARK RED POLY.	71441	Except Steering Column & Cover

SUEDE FINISH COLORS

USED ON: Instrument Panel Radio Speaker Grille, Bucket Seat Shroud Extension Mouldings.

BLACK	9324	
DARK BLUE POLY.	13018	
DARK TURQUOISE POLY.	13019	
DARK BROWN	22358	
DARK RED POLY.	71471	

IMPERIAL INTERIOR COLORS

LOW GLOSS FINISH COLORS

USED ON: Instrument Panel Exposed Areas, Glove Box, Ash Receiver, Rear Shell Air Condition Outlet Grille, Seat Tracks.

COLOR NAME	DITZLER CODE	REMARKS
BLACK	9028	Also Convertible Top Mechanism
DARK BLUE POLY.	12925	
DARK TURQUOISE POLY.	12926	
MEDIUM TURQUOISE POLY.	12928	Rear Shell Air Condition only
MEDIUM BLUE POLY.	12933	Rear Shell Air Condition only
DARK BEIGE GOLD	22452	
BEIGE GOLD POLY.	22489	Rear Shell Air Condition only
DARK YELLOW GREEN	43137	
PURPLE POLY.	50674	
RED	71362	

SUEDE FINISH COLORS

USED ON: Instrument Panel End Extension—Right and Left, Lower Windshield Garnish Moulding, Steering Column Jacket, Instrument Panel Air Condition, Defroster and Radio Speaker Grille Assembly.

BLACK	9324	
DARK BLUE	13018	
DARK TURQUOISE	13019	
DARK GOLD	22464	
DARK GREEN	43359	
PURPLE	50692	
DARK RED	71390	

1965 CHRYSLER CORPORATION
INTERIOR COLORS



Chrysler Dodge Plymouth		Dodge	
	4510-L Med. Tan Gloss		9206-L Dark Saddle Tan Flat
Chrysler Dodge Plymouth		Imperial	
	4587-L Dark Tan Flat		9211-LH Dark Green Flat
Dodge Plymouth		Chrysler Dodge Plymouth	
	4658-L Med. Yellow Gold Gloss		4506-L Med. Turquoise Gloss
Chrysler Dodge Plymouth		Chrysler Dodge Plymouth Imperial	
	9088-LH Lt. Gold Gloss		9204-LH Dark Turquoise Flat
Plymouth		Chrysler Dodge Plymouth	
	9085-LH Dark Yellow Gold Gloss		4499-L Med. Blue Gloss
Dodge Plymouth Imperial		Chrysler Dodge Plymouth Imperial	
	9205-L Dark Gold Flat		9203-LH Dark Blue Flat
Dodge		Plymouth	
	9087-L Med. Saddle Tan Gloss		4098-LH Red Gloss
Dodge		Chrysler Dodge Plymouth	
	9106-LH Dark Saddle Tan Gloss		4522-LM Dark Red Gloss

1965 CHRYSLER CORPORATION
INTERIOR COLORS



Dodge
Plymouth
Imperial



4588-LH Dark Red Flat

Imperial



9209-LM Purple Flat

Chrysler



9210-LM Dark Red Flat

Chrysler
Dodge
Plymouth
Imperial




88 Black Gloss

Dodge



4655-L Cordovan Gloss

Chrysler
Dodge
Plymouth
Imperial



4428-L Black Flat

TRUNK COLORS (Spatter Finish)

Dodge	Plymouth
389-246	389-246
Three Tone Gray	Three Tone Gray

ADDITIONAL INTERIOR COLOR INFORMATION

(The following low gloss colors require 2 ounces Du Pont #4528 Flattening Compound to a pint of unreduced color.)

CHRYSLER			IMPERIAL		
Lucite® Code	Color	Usage	Lucite® Code	Color	Usage
9130-L	White	B-Pillars Steering Column and Cover Inst. Panel Radio Speaker Grille Rear Shelf Defroster Outlets Bucket Seat Tracks	9131-LH	Beige Gold	Inst. Panel Exposed Areas Glove Box Ash Receiver Rear Shelf Air Conditioner Outlet Grille Seat Tracks
9129-LH	Lt. Gold		9123-LH	Dark Beige Gold	
9128-LH	Med. Tan		9075-LH	Dark Yellow-Green	
9071-LH	Dark Tan		9122-LM	Dark Turquoise	
9127-LH	Med. Turquoise		9121-LH	Dark Blue	
9122-LM	Dark Turquoise		9077-LM	Red	
9126-LH	Med. Blue		9124-LM	Dark Purple	
9121-LH	Dark Blue		88	Black	
9077-LM	Dark Red				
9125-LM	Dark Maroon				
88	Black				
DODGE			PLYMOUTH		
9129-LH	Lt. Gold	B-Pillars Rear Shelf Fasteners Rear Shelf Radio Speaker Grille Bucket Seat Tracks	9129-LH	Lt. Gold	B-Pillars Rear Shelf Fasteners Rear Shelf Radio Speaker Grille Rear Intake Grille Bucket Seat Tracks
9128-LH	Med. Tan		9128-LH	Med. Tan	
9127-LH	Med. Turquoise		9127-LH	Med. Turquoise	
9122-LM	Dark Turquoise		9122-LM	Dark Turquoise	
9126-LH	Med. Blue		9126-LH	Med. Blue	
9121-LH	Dark Blue		9121-LH	Dark Blue	
9077-LM	Dark Red		4098-LH	Red	
88	Black		9077-LM	Dark Red	
			88	Black	