

PAINT
CODE

5

DQE11144-DAL
WINTERNA BLUE

11

DQE41847-DAL
PORCELAIN GREEN

17

DQE31216-DAL
EMBASSY GRAY POLY.

20

DQE21117-DAL
CANYON TAN

26

DQE50388-DAL
CROWN IMPERIAL MAROON

30

DQE40348-DAL
PLATINUM

6

DQE11255-DAL
RHAPSODY BLUE POLY.

13

DQE41713-DAL
SHANTUNG GREEN POLY.PAINT
CODE

25

DQE70523-DAL
TANGO RED

7

DQE18278-DAL
CROWN IMPERIAL BLUE

27

DQE40182-DAL
NAVAJO ORANGE


31

DQE23992-DAL
NUCKET GOLD POLY.

13

DQE41650-DAL
JADE GREEN POLY.(Two Tones
Only)DQE21116-DAL
DESERT SAND

14

DQE41871-DAL
CROWN IMPERIAL GREEN

3

DQE8000-DAL BLACK

18

DQE31164-DAL SKYLINE GRAY
(SEE WEST POINT GRAY ON 1954 COLOR CARD
FOR COLOR CHIP)

(OVER)

PAINT
 CODE

5



DQE-1143-DAL
 STARDUST BLUE

7



DQE-4189-DAL
 GLACIER BLUE (GREEN)

25



DQE-3124-DAL
 SATIN GRAY

30



DQE-2118-DAL
 SAND DUNE EDGE

8



DQE-4189-DAL
 TURQUOISE

18



DQE-4189-DAL
 MINT GREEN

26



DQE-3126-DAL
 WEST POINT GRAY POLY.

33



DQE-7212-DAL
 DESERT ROSE

41



DQE-8016-DAL
 CLOUD WHITE

42

DQE-2090-DAL NUGGET GOLD POLY.
 (SEE 1955 COLOR CARD FOR COLOR CHIP)

PAINT
 CODE

31




DQE-7043-DAL
 REGIMENTAL RED

6



DQE-1344-DAL
 MEDITERRANEAN BLUE POLY.

9



DQE-1121-DAL
 CROWN BLUE POLY.

17



DQE-4187-DAL
 SUN GREEN POLY.

31



DQE-2118-DAL
 ROSEWOOD TAN

18



DQE-4184-DAL
 HUNTER GREEN POLY.

19



DQE-4188-DAL
 CROWN GREEN POLY.

36



DQE-7049-DAL
 GERANIUM RED

38







DQE-5043-DAL
 CROWN MAROON POLY.

1

DQE-900-DAL RAVEN BLACK

(OVER)



PAINT CODE		PAINT CODE	
B	 DQE-11376-DAL MOROXON BLUE	M	 DQE-21357-DAL SHELL PINK
C (Also See Below)	 DQE-11603-DAL REGATTA BLUE POLY. FOR CARS BUILT ON WEST COAST USE VELVET BLUE POLY., 11329	N	 DQE-21018-DAL COPPER BROWN POLY.
C	 DQE-11555-DAL REGATTA BLUE POLY. REPLACES 11481 ON EAST COAST ONLY	P	 DQE-70933-DAL GARGUIS RED
E	 DQE-42550-DAL SEAFOAM AQUA	S	 DQE-70936-DAL SUNSET ROSE
F	 DQE-41935-DAL PARADISE GREEN POLY.	T	 DQE-60988-DAL CHAMPAGNE GOLD
G	 DQE-42932-DAL FOREST GREEN POLY.	U	 DQE-59467-DAL DEEP RUBY POLY.
H	 DQE-31398-DAL MIST GRAY	V	 DQE-11537-DAL SATURN BLUE
J	 DQE-31387-DAL GUNMETAL GRAY POLY.	W *362	 DQE-42005-DAL INDIAN TURQUOISE *BLUE JADE (11550)
K	 DQE-31434-DAL CHARCOAL GRAY POLY.	*361	 DQE-60985-DAL CROCUS YELLOW
L	 DQE-21281-DAL DESERT EDGE A JET BLACK DQE-5003-DAL	*363	 DQE-21320-DAL COPPER GLOW POLY.

*1956 SPRING COLORS, TWO-TONES ONLY

(OVER)



Point Code	Color
BBB	DGE-1394-DAL STARBUST BLUE
CCC	DGE-1156-DAL AIR FORCE BLUE POLY.
DDD	DGE-1179-DAL MIDNIGHT BLUE
EEE	DGE-4181-DAL SPRING GREEN
FFF	DGE-4144-DAL CYPRESS GREEN POLY.
GGG	DGE-4214-DAL MANDARIN JADE POLY.
HHH	DGE-4215-DAL AZTEC TURQUOISE
III	DGE-4213-DAL SPRUCE GREEN POLY.
KKK	DGE-3153-DAL SATIN GRAY
LLL	DGE-3154-DAL WINCHESTER GRAY POLY.




























Point Code	Color
MMM	DGE-2147-DAL MESA TAN
NNN	DGE-2134-DAL SANDALWOOD POLY.
OOO	DGE-1979-DAL TANTIAN CORAL
PPP	DGE-3991-DAL MATAOCS RED
RRR	DGE-2137-DAL SHELL PINK
TTT	DGE-3043-DAL GARNET MAROON POLY.
UUU	DGE-4093-DAL BAMBOO YELLOW
WWW	DGE-1196-DAL BALLET BLUE
XXX	DGE-4131-DAL EMMENT
ZZZ	DGE-8126-DAL CHAMPAGNE GOLD

AAA 000—EVEN BLAZE

NOTE: ON TWO-TONE AND INSERT COMBINATIONS THE FIRST LETTER INDICATES UPPER COLOR, SECOND LETTER LOWER COLOR, THIRD LETTER INDICATES INSERT COLOR.



SPECIFY: DDL For DUBACRYL® Acrylic • DAL For DYS-LAC® Lacquer • DQE For DITCO® Enamel

Paint Code	Paint Code	Paint Code
BBB  DQE-118P-DAL WORKAWAY BLUE	XXX  DQE-4253-DAL TURQUOISE GRAY POLY.	UUU  DQE-2159-DAL SANDSTONE
CCC  DQE-1178-DAL ROCKVENT BLUE POLY.	LLL  DQE-1113-DAL SPARKLE SILVER POLY.	WWW  DQE-2151-DAL CAMEO TAN POLY.
DDD  DQE-1174-DAL EMPRESS BLUE POLY.	YNOOK  DQE-3169-DAL OXFORD GRAY POLY.	XXX  DQE-811-DAL TULIP WHITE
EEE  DQE-4212-DAL BALLAD GREEN	MMM  DQE-3163-DAL STORK GRAY POLY.	YYY  DQE-4003-DAL YELLOW MIST
FFF  DQE-4281-DAL HIGHLAND GREEN POLY.	NNN  DQE-1248-DAL PORTLAND PINK	YYY  DQE-4008-DAL SPEX YELLOW
1000  DQE-4210-DAL SEYWOOD CREEK POLY.	777  DQE-7011-DAL CARDUEL RED	ZZZ  DQE-4158-DAL COPPER SPICE POLY.
222  DQE-4284-DAL SILVERFOX POLY.	888  DQE-7078-DAL RADIANT RED	444  DQE-4004-DAL FIREGLOW POLY.
333  DQE-1216-DAL TROPICAL TURQUOISE	555  DQE-5089-DAL GRAY ROSE POLY.	4YYY  DQE-1182-DAL KISMET BLUE
444  DQE-1177-DAL AQUA MIST	777  DQE-5030-DAL DEEP BUFF POLY.	4YYY  DQE-2147-DAL FROSTY TAN POLY.
AAA FORMAL BLACK DQE-400-DAL	*1958 SPRING COLOR	TURBIDAL ONLY

NOTE: ON TWO-TONE AND INSERT COMBINATIONS THE FIRST LETTER INDICATES UPPER COLOR, SECOND LETTER LOWER COLOR, THIRD LETTER INDICATES INSERT COLOR.



DITZLER[™]
Automotive Finishes

1960 CHRYSLER
AND IMPERIAL

SPECIFY: DGL For DUREXITE[®] Acrylic • DAL For DITLAC[®] Lacquer • DQE For DITECO[®] Enamel

Paint
Code

Paint
Code

Paint
Code

AA-1



DQE-4123-DAL
CL IMP—SUNBURN

BB-1



DQE-4776-DAL
CL IMP—SILVERPINE POLY.

BB-1



DQE-1298-DAL
CL—DRL POLY.

CC-1



DQE-1199-DAL
CL—STARLIGHT BLUE

BB-1



DQE-1171-DAL
CL—SEAFRAY

BB-1



DQE-6646-DAL
IMP—DISE MAJIVE POLY.

CC-1



DQE-1207-DAL
IMP—GLACIER BLUE

EE-1



DQE-4283-DAL
CL—BLUESCREEN POLY.

TT-1



DQE-5178-DAL
CL—DAYTONA SAND

DD-1



DQE-1204-DAL
CL—POLAR BLUE POLY.

LL-1



DQE-5176-DAL
CL IMP—GREYFIELD SILVER POLY.

TT-1



DQE-5171-DAL
IMP—BEACH RIDGE

DD-1



DQE-1208-DAL
IMP—MOONSTONE BLUE POLY.

HH-1



DQE-5186-DAL
CL IMP—EXECUTIVE GRAY POLY.

VV-1



DQE-5179-DAL
CL—AUTUMN HAZE POLY.

EE-1



DQE-1206-DAL
IMP—SAGEBERRY BLUE POLY.

OO-1



DQE-6646-DAL
IMP—EGGENT BUBY

UU-1



DQE-5183-DAL
IMP—POWERED BROOKS POLY.

FF-1



DQE-4124-DAL
CL—627F GREEN

FF-1



DQE-7103-DAL
CL—FOREADOR RED POLY.

WW-1



DQE-8114-DAL
CL IMP—ALASKAN WHITE

FF-1



DQE-4134-DAL
IMP—LIGHT MINT

FF-1



DQE-7109-DAL
IMP—REDAL RED

YY-1



DQE-7104-DAL
CL—PETAL PINK

GG-1



DQE-4139-DAL
CL—VIT GREEN POLY.

HH-1



DQE-1204-DAL
CL—LILAC

EE-1



DQE-7103-DAL
CL—TERRA COTTA POLY.

GG-1



DQE-4242-DAL
IMP—CEDAR GREEN POLY.

HH-1



DQE-3646-DAL
IMP—DAVIS MAJIVE

EE-1



DQE-8102-DAL
CL IMP—FORMAL SLACK
CR—CHRYSLER IMP—IMPERIAL

(OVER)



DITZLER® Automotive Finishes

1961 CHRYSLER
AND IMPERIAL

SPECIFY: DEL For DURACHYLL Acrylic • DAL For DITZELAC® Longer • DQE For DITZCOB® Enamel

Paint
Code

AA-1



1022
IMP-COLORADO CREAM

CC-1



1026
CE-PARSIAN BLUE

CC-1



1029
IMP-ICE BLUE

DD-1



1077
CE, IMP-CAPRI BLUE POLY.

EE-1




1084
IMP-MIDNIGHT BLUE POLY.

GG-1



4070
CE, IMP-FRESHWIND GREEN POLY.

II-1



1073
CE-TANTAN TURQUOISE

EE-1



4773
IMP-TEAL BLUE POLY.

LL-1



3146
CE, IMP-SHEPHERD SILVER POLY.

MM-1



3127
DOVE GRAY

Paint
Code

HH-1



2000
IMP-EXECUTIVE GRAY POLY.

OO-1




7110
CE-DORSETT POLY.

FF-1




7112
CE-MARIE GRASS RED

FF-1



7116
IMP-CORONATION RED

NN-1




7146
CE-CORONA POLY.

WW-1



9111
CE, IMP-ALABAMA WHITE

YY-1




2160
CE-SARASA SAND

YY-1




2184
IMP-MALIBU TAN

ZZ-1



2187
CE-TRECAN BROWN POLY.

ZZ-1



2181
IMP-AUTUMN RIDGES POLY.

BB-1 CE, IMP-FORMAL BLACK 900

COLOR COMBINATION IDENTIFICATION

CHRYSLER
AA-1, BB-1, ETC.—SINGLE TONE
NEWPORT AND WINDSOR
WA-1 FIRST LETTER IS ROOF AND INSIDE COLOR.
SECOND IS BASIC CAR COLOR.
NEW YORKER
WA-2 FIRST LETTER IS ROOF COLOR.
SECOND IS BASIC CAR COLOR.

IMPERIAL
AA-1, BB-1, ETC.—SINGLE TONE
CUSTOM AND CROWN
AB-1 FIRST LETTER IS INSIDE COLOR.
SECOND IS BASIC BODY COLOR.

LE BARON
AB-1 FIRST LETTER INDICATES STEEL INSIDE.
SECOND IS BASIC BODY COLOR.



DITZLER®
Automotive Finishes

1962 CHRYSLER
AND IMPERIAL

SPECIFY: DDL For DURALCRYL® Acrylic • DAL For DITZLAC® Lacquer • DQE For DITSCOP® Enamel

Paint
Code

CC-1



32423
C-1—DAWN BLUE

CD-1



32416
C-1—SAPPHIRE BLUE POLY.

CE-1



32415
1—MOONLIGHT BLUE POLY.

CF-1



42960
C-1—WILLOW GREEN

CG-1



43954
C-1—SAGE GREEN POLY.

CI-1



12614
C—BERMUDA TURQUOISE

CL-1



43339
C—LIMESTONE

CM-1



31327
C-1—DOVE GRAY

CN-1



32106
1—ALABASTER

BB-1 C-1—FORMAL BLACK 9000

SINGLE TONE
BB-1, CC-1, etc.

Paint
Code

CO-1



50599
1—EMBASSY RED

CP-1



71293
C—FESTIVAL RED

CR-1



31966
1—SILVER LEAF POLY.

CS-1



32025
1—CORDOVAN POLY.

CT-1



32074
C—CORAL GRAY

CV-1



43913
C—SEASCAPE

CW-1



8293
C-1—OYSTER WHITE

CY-1



32023
C-1—ROSEWOOD POLY.

CZ-1



32085
C-1—CARAVEL

C—CHRYSLER 1—IMPERIAL

TWO-TONE
BW-1
FIRST LETTER—ROOF COLOR
SECOND LETTER—BODY COLOR



DITZLER®
Automotive Finishes

**1963 CHRYSLER
AND IMPERIAL**

SPECIFY: DGL For DISTRACRYL® Acrylic • DAL For DITELAC® Lacquer • DGE For DITDOL® Enamel

Point
Code

CC-1



12663
C, 1—GLACIER BLUE

DD-1



12721
C, 1—CORD BLUE POLY.

EE-1



12722
C, 1—NAVY BLUE POLY.

GG-1



43131
C—GURE GREEN POLY.

HH-1



43134
C, 1—FOREST GREEN POLY.

KK-1



12724
C, 1—HOLIDAY TURQUOISE POLY.

LL-1



12725
C, 1—TEAL POLY.

NN-1



22202
C, 1—ALABASTER

NN-1



22205
C, 1—MADISON GRAY POLY.

OO-1



22208
1—CHARCOAL POLY.

Point
Code

PP-1



72102
C—FESTIVAL RED

RR-1



22194
1—MAYAN GOLD POLY.

SS-1



82185
1—IVORY

TT-1




72248
C, 1—CLARET POLY.

UU-1



22701
C—EMBASSY GOLD POLY.

WW-1



82222
C, 1—OYSTER WHITE

XX-1



22254
C, 1—FAWN

YY-1



22262
C—CYPRESS TAN POLY.

ZZ-1



22182
1—MADAGASCARY POLY.

BB-1 C, 1—FORMAL BLACK 9000




C—CHRYSLER I—IMPERIAL

SINGLE TONE
BB-1, CC-1, etc.

TWO-TONE

SW-2
FIRST LETTER—ROOF COLOR
SECOND LETTER—BODY COLOR (OVER)

SPECIFY: DOL For DURACRYL® Acrylic • DAL For DITZ-LAC® Lacquer • DQE For DITZCOB® Enamel

Paint Code		Paint Code	
CC-1		DO-1	
	13655 C. 1—WEDGEWOOD		50635 C. 1—ROSEWOOD POLY.
DD-1		NR-1	
	12763 C. 1—MADRID BLUE POLY.		50638 ROYAL BURY POLY.
EE-1		SS-1	
	12764 C. 1—MONARCH BLUE POLY.		81403 I—IVORY
FF-1		TR-1	
	43151 C. 1—PINE MITT POLY.		71393 C. 1—ROMAN RED POLY.
GG-1		UT-1	
	43149 C. 1—SIQVORA GREEN POLY.		22311 C—EMBASSY GOLD POLY.
KE-1		WW-1	
	12648 C. 1—SILVER TUNQUOSE POLY.		8358 C. 1—PERSIAN WHITE
LL-1		XE-1	
	12765 C. 1—ROYAL TUNQUOSE POLY.		22293 C. 1—DAVE RIDGE
NM-1		YY-1	
	32305 C. 1—MADISON GRAY POLY.		22317 C. 1—BARLE TAN POLY.
NN-1		ZD-1 ZD-9	
	32306 I—CHARCOAL GRAY POLY.		32308 C—SILVER MITT POLY.

SINGLE TONE
BB-1, CC-1, etc.

BB-1 C. 1—FORMAL BLACK 8000

C—CHRYSLER I—IMPERIAL

TWO-TONES

BW-2

FIRST LETTER—ROOF COLOR

SECOND LETTER—BODY COLOR

SEE INTERIOR COLORS ON REVERSE SIDE (OVER)

SPECIFY: DGL For DIBACRYL® acrylic • DAL For DITZLAC® lacquer • DOK For DITZCO® enamel

Paint Code	Paint Code	Paint Code
AA-1  22461 REGAL GOLD POLY.	MM-1  32401 GRANITE GRAY POLY.	YY-1  22643 SABLE TAN POLY.
OC-1  12894 ICE BLUE	NN-1  32098 SILVER MIST POLY.	ZZ-1  12898 FROST TURQUOISE POLY.
OD-1  12763 NASSAU BLUE POLY.	PP-1  22441 SIERRA SAND	23-1  43037 SAGE GREEN POLY.
EE-1  12896 NAVY BLUE POLY.	66-1  81413 FRENCH IVORY	39-1  22444 FINE SILVER POLY.
77-1  12895 MIST BLUE POLY.	77-1  71476 SPANISH RED POLY.	44-1  22443 MOSS GREEN POLY.
GG-1  43149 SEQUOIA GREEN POLY.	VV-1  50673 CORDOVAN POLY.	55-1  50672 BLACK PLUM POLY.
EE-1  12897 PEACOCK TURQUOISE POLY.	WW-1  8062 PERSIAN WHITE	66-1  50671 MAUVE POLY.
LL-1  12765 ROYAL TURQUOISE POLY.	XX-1  22440 SAND DUNE BEIGE	77-1  22442 PATRICIAN GOLD POLY.

BB-1 9000, 9500 FORMAL BLACK

EXTERIOR STRIPING COLORS	
WHITE	8093
BLACK	9000, 9500
MEDIUM BLUE	13001
CHESTNUT	22535
DARK RED	71424

STONE SHIELD—CHRYSLER
SILVER SILVER EX-8555

SINGLE TONE
M-1, CC-1, 44,
10-1, 20-1, 40-1
TWO-TONE
10-2, 20-2
FIRST NUMBER OR LETTER—DOOR COLOR
SECOND NUMBER OR LETTER—BODY COLOR

SEE INTERIOR COLORS ON REVERSE SIDE

(OVER)