

## GROUP 23 - BODY

ARM RESTS,RISERS AND SUPPORTS, REAR SEATS B - 1,2,3 (1981)	Fig. 23-3710
ASH RECEIVER A-D-W	Fig. 23-5800
BELT,SHOULDER,FRONT & REAR SEAT OUTER (BENCH SEAT)	Fig. 23-9100
BELTS SEAT - REAR AD-AW1	Fig. 23-6300
BELTS, SEAT - BUCKET SEAT B,CB,MB	Fig. 23-3800
BELTS,SEAT INTERMEDIATE & REAR B1,2,3	Fig. 23-3900
BELTS,SEAT-JUMP SEAT CLUB CAB	Fig. 23-9200
BENCH SEAT & ATTACHING PARTS W/STORAGE COMP. A-D-W	Fig. 23-8900
BODY ASSEMBLY, KARY VAN	Fig. 23-4000
BODY ASSEMBLY, KARY VAN	Fig. 23-4100
BODY HOLD DOWN AD-AW1	Fig. 23-5100
BODY PANELS - D1-2-3, W1-2 CLUB CAB	Fig. 23-9700
BODY PANELS - D2-3, W2 CREW CAB	Fig. 23-9800
BODY PANELS - REAR ROOF PANEL & RR. QTR. GLASS AD-AW (1981)	Fig. 23-5175
BODY PANELS, REAR - AD, AW (1978-79-80)	Fig. 23-5150
BODY PANELS-CONVENTIONAL CAB A-D-W	Fig. 23-9600
BODY PLUGS	Fig. 23-225
CAB, FRONT - B, CB, MB 1979-80-81	Fig. 23-550
CAB, FRONT - B, CB, MB - 1978	Fig. 23-500
CARPETS & SCUFF PLATES, FLOOR AD-AW	Fig. 23-6800
CARPETS, MATS & SCUFF PLATES - D-W1,2,3	Fig. 23-6850
CB-300 - POST OFFICE - 1980 (ILLUS.1 OF 8)	Fig. 23-4510
CB-300 - POST OFFICE - 1980 (ILLUS.2 OF 8)	Fig. 23-4520
CB-300 - POST OFFICE - 1980 (ILLUS.3 OF 8)	Fig. 23-4530
CB-300 - POST OFFICE - 1980 (ILLUS.4 OF 8)	Fig. 23-4540
CB-300 - POST OFFICE - 1980 (ILLUS.5 OF 8)	Fig. 23-4550
CB-300 - POST OFFICE - 1980 (ILLUS.6 OF 8)	Fig. 23-4560
CB-300 - POST OFFICE - 1980 (ILLUS.7 OF 8)	Fig. 23-4570
CB-300 - POST OFFICE - 1980 (ILLUS. 8 OF 8)	Fig. 23-4580
CHECK ARM SIDE & REAR CARGO DOOR B1,2,3	Fig. 23-2000
CONSOLE, FRONT A-D-W	Fig. 23-6400
CONVERT-A-BED SEATING SYSTEM B - 1,2,3 1981	Fig. 23-3780
COVER, SPARE TIRE B-AD-AW	Fig. 23-2650
CYLINDERS, KEYS AND PACKAGES	Fig. 23-250
DOOR, SLIDING HINGES-ROLLERS-&ATTACHING PARTS B1,2,3	Fig. 23-1500
DOOR CARGO-SIDE & REAR B1,2,3	Fig. 23-1800
DOOR SHELL FRONT (WITH GLASS & HARDWARE) B - CB - MB	Fig. 23-1400
DOOR SLIDING HANDLES-LOCK-STRIKERS B1,2,3	Fig. 23-1600
DOOR SLIDING TRACK COVERS RT.SIDE STEPWELL B1,2,3	Fig. 23-1700
DOOR, FRT.- REGULATORS & RUNS A-D-W1,2,3	Fig. 23-8200
DOOR, HARDWARE - REAR	Fig. 23-4500
DOOR, REAR - REGULATORS & RUNS CREW CAB	Fig. 23-8300
DOOR, ROLL UP - WHITING ALUMINUM 70" & 84" DOOR - SECTION 1 OF 2 1978-79-80	Fig. 23-4300
DOOR, ROLL UP - WHITING ALUMINUM 70" & 84" DOOR - SECTION 2 OF 2 1978-79-80	Fig. 23-4400
DOOR,CARGO-SINGLE REAR B1,2,3	Fig. 23-1900
EXPRESS BOX SWEPTLINE	Fig. 23-7500
EXPRESS BOX - UTILINE	Fig. 23-7600

## GROUP 23 - BODY

EXTERIOR MOULDINGS AND NAME PLATES B1-2-3 .....	Fig. 23-400
EXTERIOR VIEW - D,W1,2,3 (CUSTOM AND ADVENTURER),1978-79-80 (CUSTOM, CUSTOM S.E.- ROYAL, ROYAL S.E.)- 1981 .....	Fig. 23-7200
EXTERIOR VIEW - D-W1,2,3 (ADVENTURER "SE"), 1978-79-80 (CUSTOM, CUSTOM S.E.- ROYAL, ROYAL S.E.)-1981 .....	Fig. 23-7300
FLOOR ASSEMBLY, KARY VAN .....	Fig. 23-4200
FLOOR PAN B, CB, MB .....	Fig. 23-900
GLASS & WEATHERSTRIP,SIDE PANEL CLUB CAB .....	Fig. 23-9500
GLASS AND WEATHERSTRIPS B - CB - MB .....	Fig. 23-1100
GLASS, WEATHERSTRIP & STRIKER - H/GATE AD-AW 1981 .....	Fig. 23-5350
GLOVE BOX & DOOR B - CB - MB .....	Fig. 23-2800
H/GATE & T/GATE MOULDINGS A-D-W 1981 .....	Fig. 23-5425
HATCH GATE & ATTACHING PARTS AD-AW 1981 .....	Fig. 23-5325
HEADLINER-ADV.& S.E. D-W1,2,3 .....	Fig. 23-8800
HEADLINING - AD, AW , 1979-80-81 .....	Fig. 23-5250
HOLD DOWN & FRONT END MOUNTING D-W1,2,3 .....	Fig. 23-7400
HOUSING, ENGINE B - CB - MB .....	Fig. 23-2400
INSTRUMENT PANEL TRIM MOULDINGS & GLOVE BOX A-D-W1,2,3 (1978-79-80) .....	Fig. 23-5700
INSTRUMENT PANEL GLOVE BOX A-D-W (1981) .....	Fig. 23-5750
INSULATION, BODY - WITH DIESEL D - W .....	Fig. 23-9900
INTERIOR - REAR CLUB CAB .....	Fig. 23-9300
INTERMEDIATE & REAR SEAT SUPPORTS, RISERS, ARM REST & ASH RECEIVER B1,2,3 (1978-80) .....	Fig. 23-3700
LIFT GATE AD-AW1 1978-79-80 .....	Fig. 23-5300
LIL RED TRUCK 1979-80 .....	Fig. 23-7150
LINERS - DASH PANEL A-D-W .....	Fig. 23-5900
MATERIAL TRIMMING AD,AW, D,W 1978-79-80 .....	Fig. 23-5650
MATS & RETAINERS, FLOOR AD-AW1 .....	Fig. 23-6600
MATS - CARPETS & SCUFF PLATES, FRONT B - CB - MB .....	Fig. 23-2500
MATS - CARPETS & SCUFF PLATES, REAR B1-2-3 .....	Fig. 23-2600
MIRROR-REAR VIEW & VISOR B - CB - MB .....	Fig. 23-2300
MIRRORS, OUTSIDE REAR VIEW .....	Fig. 23-350
MOULDINGS - REAR QTR. WINDOW AD-AW 1981 .....	Fig. 23-5225
MOULDINGS, EXTERIOR & ROOF AD-AW1 .....	Fig. 23-5000
PANEL - INSTRUMENT B - CB - MB .....	Fig. 23-2700
PANEL TRIM-COWL SIDE ADVENTURER S.E. .....	Fig. 23-8700
PANEL, TRIM - FRONT DOOR A-D-W1,2,3 Exc. Adv. S.E. (1978-9) .....	Fig. 23-8400
PANEL, TRIM - FRONT DOOR A-D-W1,2,3 ADVENTURER S.E. (1978-9) .....	Fig. 23-8500
PANEL, TRIM - FRONT DOOR A-D-W1,2,3 (1980-81) .....	Fig. 23-8550
PANEL,QUARTER TRIM 1978 - 80 .....	Fig. 23-6700
PANELS - HEADLINER B - CB - MB 1978-9 .....	Fig. 23-3000
PANELS - HEADLINER B - CB - MB 1980-81 .....	Fig. 23-3100
PANELS - LOWER TRIM B1,2,3, .....	Fig. 23-3300
PANELS - UPPER TRIM B1,2,3 .....	Fig. 23-3200
PANELS TRIM - CARGO & FRONT DOORS B1-2-3 .....	Fig. 23-2900
PANELS, EXTERIOR - PILLARS - REINFORCEMENTS EXTENSIONS AND FILLERS B, CB, MB .....	Fig. 23-700
PANELS, ROOF HEADER AND ROOF RAILS B, CB, MB .....	Fig. 23-600
PANELS,TRIM - COWL SIDE B1,2,3 .....	Fig. 23-2850

## GROUP 23 - BODY

PASSENGER BUCKET SEAT AD-AW D-W CLUB CAB & CONV. CAB .....	Fig. 23-5600
RAM DECALS - 1980 .....	Fig. 23-7180
REGULATOR - ELECTRIC WINDOW B - MB 1980-81 .....	Fig. 23-1450
REGULATOR - ELECTRIC WINDOW A-D-W 1980-81 .....	Fig. 23-8250
ROOF VENT AD-AW1 1981 .....	Fig. 23-5275
ROOF, WEATHERSTRIPS AND GLASS AD-AW1 (1978-79-80) .....	Fig. 23-5200
RUNNING BOARDS (MOPAR) .....	Fig. 23-375
RYD-A-BED SEATING SYSTEM (ILLUS.1 OF 5) B2,3 .....	Fig. 23-3750
RYD-A-BED SEATING SYSTEM (ILLUS. 3 OF 5) B2,3 .....	Fig. 23-3760
RYD-A-BED SEATING SYSTEM (FRONT) (ILLUS. 4 OF 5) B2,3 .....	Fig. 23-3765
RYD-A-BED SEATING SYSTEM (Rear) (ILLUS. 5 OF 5) B2,3 .....	Fig. 23-3770
RYD-BED SEATING SYSTEM (ILLUS. 2 OF 5) B2,3 .....	Fig. 23-3755
SEAT & SHOULDER BELT - BUCKET SEAT AD-AW .....	Fig. 23-6100
SEAT - RECLINING SERVICE PARTS B1,2,3 - MB3,4 .....	Fig. 23-3550
SEAT - SWIVEL B - MB 1978 .....	Fig. 23-3600
SEAT BACK RELEASE CLUB CAB A-D-W .....	Fig. 23-9400
SEAT BELT - BUCKET SEAT CLUB CAB .....	Fig. 23-6050
SEAT BELTS - BUCKET SEAT D-W .....	Fig. 23-6000
SEAT BELTS - INNER - BENCH SEAT A-D-W .....	Fig. 23-9075
SEAT PEDESTAL, ARM REST, BELTS AND ADJUSTER HIGH BACK SWIVEL SEAT B, MB, 1979-80-81 .....	Fig. 23-3625
SEAT, DRIVERS AD-AW D-W CLUB CAB & CONV. CAB .....	Fig. 23-5500
SEAT, REAR - AD,AW1 (1980-81) .....	Fig. 23-6250
SEAT,BUCKET W/CONSOLE D-W1,2,3 (1978-79) .....	Fig. 23-9050
SEAT,REAR - AD-AW1 (1978-9) .....	Fig. 23-6200
SEATS - HIGH BACK BUCKET B - MB .....	Fig. 23-3500
SEATS - LOW BACK BUCKET B - CB - MB .....	Fig. 23-3400
SEATS, FRONT BENCH - A,D,W SEATS, REAR BENCH - D,W .....	Fig. 23-5450
SEATS, REAR - B .....	Fig. 23-3650
STORAGE COMPARTMENT (SIDE PANEL) D-W1,2 (1978-9) .....	Fig. 23-7700
SUN ROOF ASSY. (EXCEL) 1980 .....	Fig. 23-325
SUN ROOF ASSY. (MOPAR) SERT # GN 7001 .....	Fig. 23-300
SUN ROOF ASSY.(WISCO) SERT # GN 7002 AD - AW .....	Fig. 23-335
SUPPORTS AND CHANNELS (RIGHT) B-1-2-3 .....	Fig. 23-800
SUPPORTS-STRAINERS & RETAINERS B1,2,3 .....	Fig. 23-1000
TAILGATE A-D-W1,2,3 .....	Fig. 23-5400
TAPE SET - "HIGH COUNTRY" B1,2,3 1981 .....	Fig. 23-495
TAPE SET - "PULLMAN" - FILIGREE A-D-W 1981 .....	Fig. 23-7195
TAPE STRIPES (MACHO) AW100 PW100 - 1980 .....	Fig. 23-6975
TAPE STRIPES "MACHO SPORT" A,D,W - 1981 .....	Fig. 23-6985
TAPE STRIPES, A,D,W - (1979-80) .....	Fig. 23-7175
TAPE STRIPES, BIG HORN - 1980 .....	Fig. 23-7190
TAPES B1,2,3 .....	Fig. 23-450
TAPES "TOWN & COUNTRY WOODGRAIN" B1,2,3 1981 .....	Fig. 23-485
TAPES - "DECORATOR" B1,2,3 1980-81 .....	Fig. 23-475
TAPES,MACHO AW-PW-W1 (1978) .....	Fig. 23-6900
TAPES,MACHO AW-PW-D,W1 .....	Fig. 23-6950
TAPES,RETRIEVER D-W3 .....	Fig. 23-7000

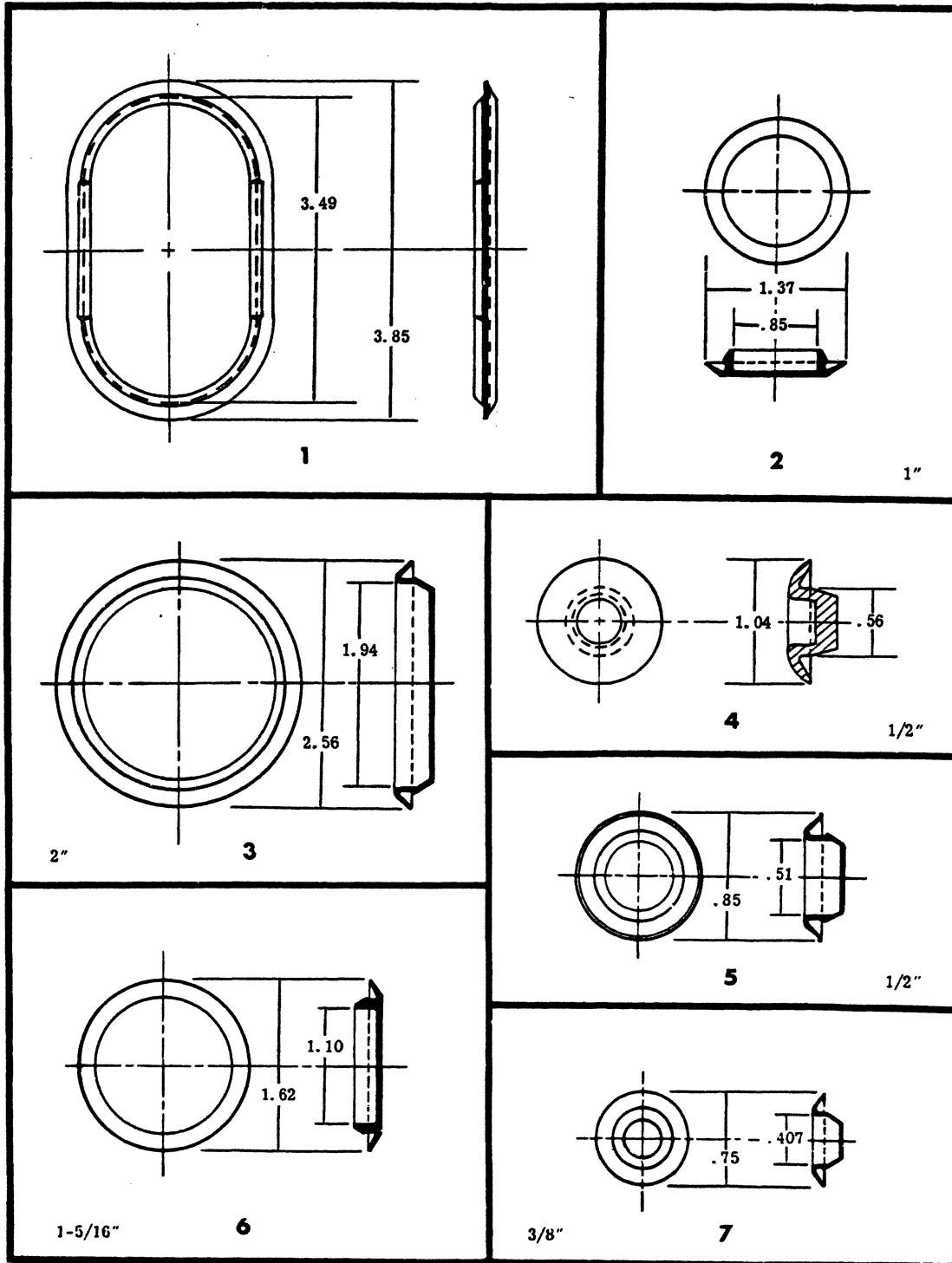
## GROUP 23 - BODY

TAPES-WARLOCK D-W1 (115"W.B.) (1978) .....	Fig. 23-7100
TAPES-WARLOCK   D-W1 (115"W.B.) (1979) .....	Fig. 23-7125
TRIM PANELS AD-AW 1981 .....	Fig. 23-9375
TRIM PANELS - UPPER - D-W 1979-80-81 .....	Fig. 23-9350
TRIM,REAR DOOR D-W2,3 .....	Fig. 23-8800
TRIMMING MATERIAL B-CB-MB 1981 .....	Fig. 23-3975
TRIMMING MATERIAL A,D,W 1981 .....	Fig. 23-5675
TRIMMING MATERIAL, B - MB 1978-79-80 .....	Fig. 23-3950
VISOR AND REAR VIEW MIRROR A-D-W1,2,3 .....	Fig. 23-6500
WASHERS, WINDSHIELD - A-D-W .....	Fig. 23-7900
WEATHERSTRIP - SIDE & REAR CARGO DOORS B1,2,3 .....	Fig. 23-1300
WHITING SIX PANEL ROLL UP DOOR 1981 .....	Fig. 23-4450
WINDOW, SLIDING REAR D-W1,2,3 .....	Fig. 23-8100
WINDOWS VENTED - ATTACHING PARTS B1,2,3 .....	Fig. 23-2100
WINDSHIELD & BACKLITE A-D-W .....	Fig. 23-8000
WIPER & WASHER,WINDSHIELD B - CB - MB .....	Fig. 23-2200
WIPERS, WINDSHIELD A-D-W .....	Fig. 23-7800



BODY PLUGS

3323 225A



ITEM	PART NUMBER	QTY	MODEL	DESCRIPTION
<b>BODY PLUGS</b>				
1	3494 811	AR		PLUG, Cowl Side Hge. Access. Hole
2	1882 735	AR		PLUG, - 1"
3	6030 883	AR		PLUG, - 2"
4	4084 000	AR		PLUG, - 1/2"
5	6029 939	AR		PLUG, - 1/2"
6	1950 477	AR		PLUG, - 1" 5/16
7	6031 043	AR		PLUG, - 3/8"

<b>LIGHT</b>	A = All Sport Utility (Ramcharger).	B = All Compact Models.	D = Conventional Cab.
<b>DUTY</b>	AD = 2 Wheel Drive Only (Ramcharger).	CB-MB = Compact Front Section Only.	W = Conventional Cab 4 Wheel Drive.
<b>CODES:</b>	AW = 4 Wheel Drive Only (Ramcharger).	P = Forward Control Chassis.	M = Motor Home.























---

**MEDIUM-HEAVY CODES:** XNT = Low Cab Forward. D = Conventional Cab. S = School Bus. W = 4-Wheel Drive.

AR=Use as Required      # =New Part Number      Printed in U.S.A.      June, 1982

CYLINDERS, KEYS AND PACKAGES

8323 250

 1	 2	 2	 3
 4	 5	 6	 7
 8	 9		
 10	 11	 12	 13
 14	 15	 16	 17
 18	 19	 20	 21



ITEM	PART NUMBER	QTY	MODEL	DESCRIPTION
<b>CYLINDERS, KEYS AND PACKAGES</b>				
1	2976 743	1	A,D,W	CYL. & KEY PKG. Glove Box & Console, 1978-79-80
	4085 458	1		Glove Box , 1981
	4162 775	1	A,D,W	Console , 1981
2	3454 327	AR		KEY Blank, Door & Ing. Lock Cyl.
	2999 041	AR		KEY Blank, Console & Glove Box Lock Cyl.
3	4087 809	1	AD-AW	HANDLE, w/Cyl. & Key, Lift Gate, 1978-79-80
4	2583 860	2		GASKET, Door Lock Cyl.
5	2583 377	2		RETAINER, Lock Cyl.
6	3861 757	2		CYLINDER, Door Lock, Comp. Uncoded, 1978-79-80
7	3695 555	1		CYLINDER & KEYS PKG., Ing. & Door Lock, w/o Tilt
	3548 955	1	A-D-W	CYLINDER & KEYS PKG., Ing. & Door Lock w/Tilt - 1981
	3861 793	1	B-MB	CYLINDER & KEYS PKG. Ign. & Strg. Column Lock Tilt/W/15" Wheel & Woodgrain Pad
	3861 756	1	A,D,W	PACKAGE, Ign. & Strg. Column Lock Cyl., Uncoded Cyl. w/o Key
8	3895 782	1		CYLINDER, Ing. Lock, Uncoded Inst. Pnl. Mtg.
9	4049 377	AR		PACKAGE, Ign. & Strg. Column Lock Cyl. Spring Retainer
10	4094 448	AR		PACKAGE, Door Lock Cyl. Tumbler Driver. Code # 1
11	4094 449	AR		PACKAGE, Door Lock Cyl. Tumbler Driver. Code # 2
12	4106 348	AR		PACKAGE, Door Lock Cyl. Tumbler Driver. Code # 3
13	4106 349	AR		PACKAGE, Door Lock Cyl. Tumbler Driver. Code # 4
14	4106 350	AR		PACKAGE, Door Lock Cyl. Tumbler Driver. Code # 5
15	4106 351	AR		PACKAGE, Door Lock Cyl. Tumbler Driver. Code # 6
16	2765 073	AR		PACKAGE, Door Lock Cyl. Spring
17	2865 069	AR		PACKAGE, Door Lock Cyl. Retainer
18	2802 124	AR		PACKAGE, Door Lock Cyl. Lever
19	6026 125	AR		PACKAGE, Door Lock Cyl. Lever Retainer
20	4049 398	1		TEMPLATE, Lock Cyl. & Key Tumbler & Driver Decoding
21	4026 449	AR		PACKAGE, Retainer Ign. Lock Tumbler Pin

<b>LIGHT</b>	A = All Sport Utility (Ramcharger).	B = All Compact Models.	D = Conventional Cab.
<b>DUTY</b>	AD = 2 Wheel Drive Only (Ramcharger).	CB-MB = Compact Front Section Only.	W = Conventional Cab 4 Wheel Drive.
<b>CODES:</b>	AW = 4 Wheel Drive Only (Ramcharger).	P = Forward Control Chassis.	M = Motor Home.

**MEDIUM-HEAVY CODES:** XNT = Low Cab Forward. D = Conventional Cab. S = School Bus. W = 4-Wheel Drive.

AR=Use as Required

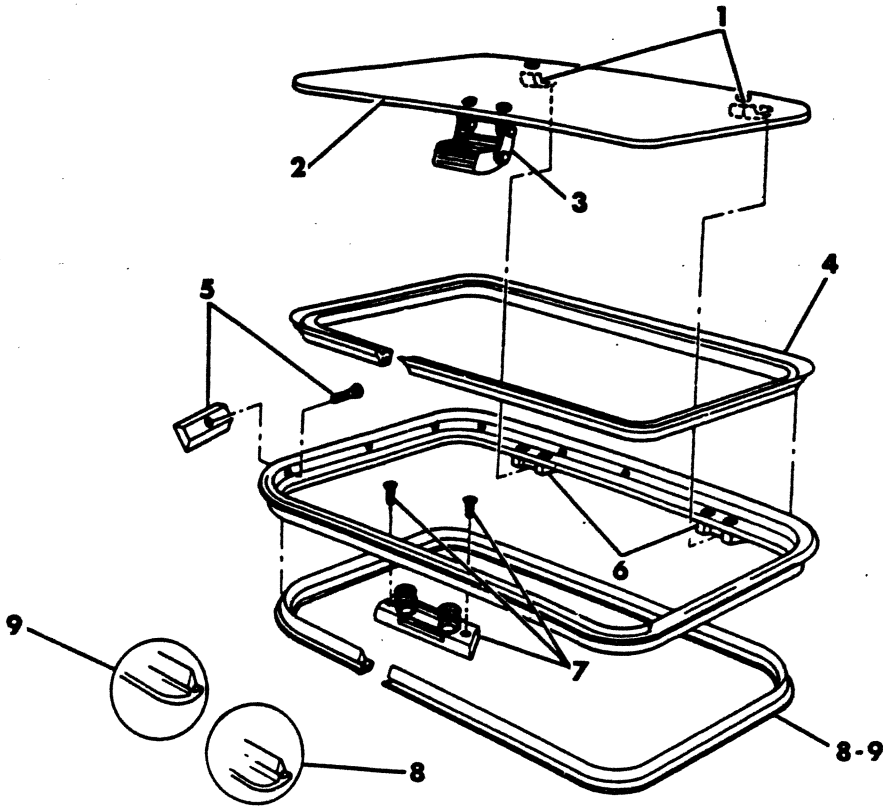
#=New Part Number

Printed in U.S.A.

June, 1982

8323 300A

SUN ROOF ASSY. (MOPAR) SERT # GN 7001



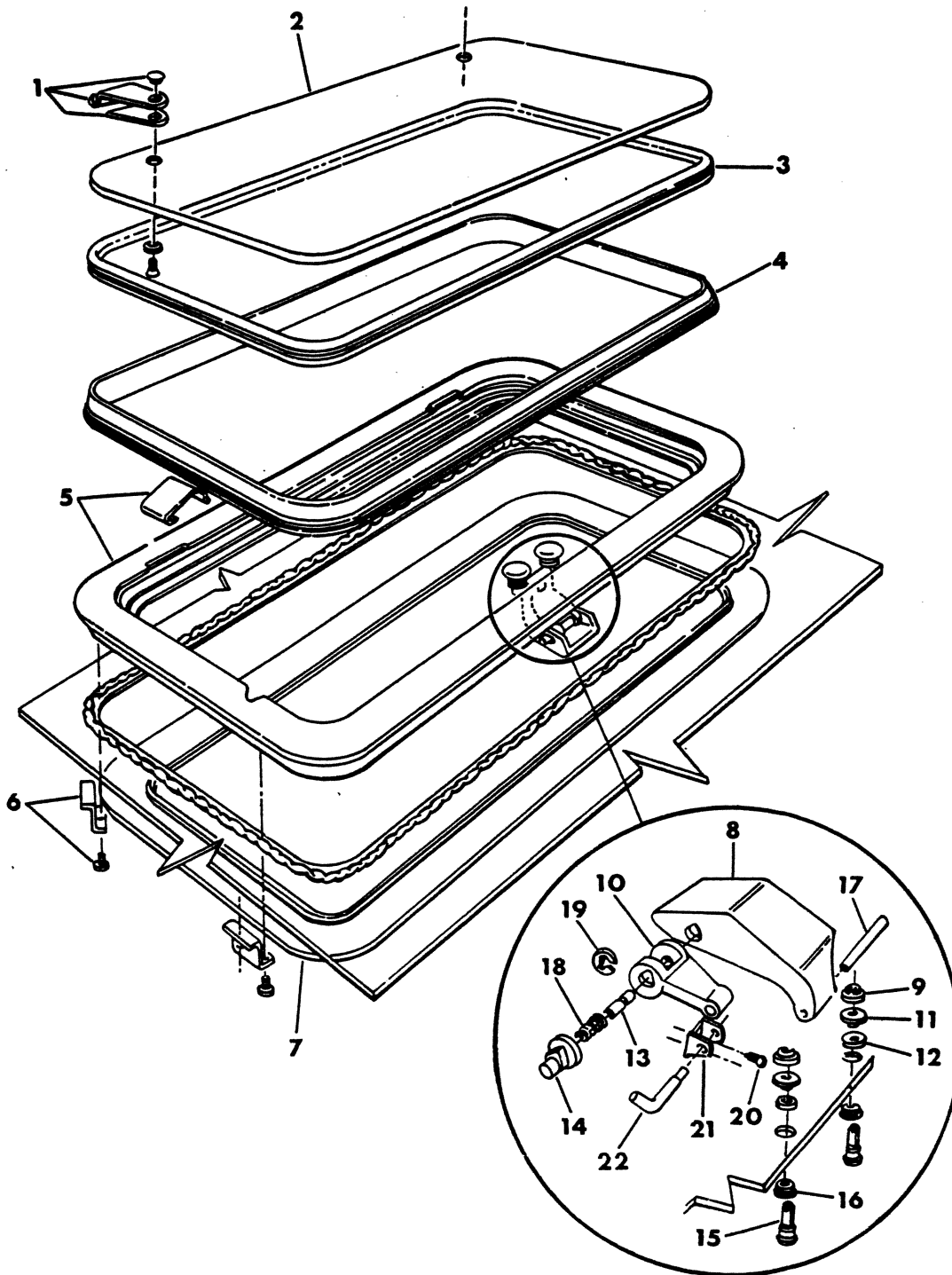
ITEM	PART NUMBER	QTY	MODEL	DESCRIPTION
				<b>SUN ROOF ASSY. (MOPAR) SERT # GN 7001</b>
	4094 153	1		SUN ROOF PKG.
1	2561 457	1		BAYONET PACKAGE Consists of: 2 Bayonets 2 Bolts
2	4186 489	1		GLASS (38"x20")
3	4094 264	1		HANDLE PACKAGE Consists of: 1 Handle 2 Bolts
4	2561 459	1		GLASS SEAL PACKAGE Consists of: 1 Seal 1 Adhesive, 4 oz.
5	2561 461	1		BLOCK PACKAGE Consists of: 16 Blocks 16 Screws
6	2561 458	1		BAYONET RETAINER PACKAGE Consists of: 2 Retainers 4 Screws
7	2561 462	1		CATCH RETAINER PACKAGE Consists of: 1 Catch Retainer 2 Screws
8	2561 456	1		RETAINER, Headliner Hard
9	4094 202	1		RETAINER, w/o Headliner
--	4094 167	1	AD,AW	ADAPTION PACKAGE Consists of: 4 Blocks 1 Inst. Sheet
--	4094 155	1	B	ADAPTION PACKAGE (See Note - 1 ) Consists of: 2 Corner Blocks 3 Center Blocks 5 Screws 1 Inst. Sheet
--	4094 154	1		PROTECTOR BAG, GLASS

NOTE - 1 - Two Required for Rear and One Required for Front Installation on 127" W.B.

<b>LIGHT DUTY CODES:</b>	A = All Sport Utility (Ramcharger). AD = 2 Wheel Drive Only (Ramcharger). AW = 4 Wheel Drive Only (Ramcharger).	B = All Compact Models. CB-MB = Compact Front Section Only. P = Forward Control Chassis.	D = Conventional Cab. W = Conventional Cab 4 Wheel Drive. M = Motor Home.
<b>MEDIUM-HEAVY CODES:</b>	XNT = Low Cab Forward. D = Conventional Cab. S = School Bus. W = 4-Wheel Drive.		

SUN ROOF ASSY. (EXCEL)  
1980

8323 325



ITEM	PART NUMBER	QTY	MODEL	DESCRIPTION
------	-------------	-----	-------	-------------

**SUN ROOF ASSY. (EXCEL)  
1980**

---	4186 050	1		SUN ROOF ASSY.
1	4113 973	1		HINGE PKG., Sun Roof
2	4113 970	1		GLASS, Sun Roof
3	4113 971	1		SEAL, Primary
4	4113 972	1		SEAL, Secondary
5-6	4113 969	1		FRAME ASSY., Sun Roof Complete
7	4113 974	1		RING, Vinyl Trim
8-17	4113 978	1		HANDLE PKG., Sun Roof Complete
18-19	4113 977	1		SPRING CLIP PKG.
20-21	4113 975	1		LATCH PKG., Sun Roof
22	4113 976	1		PIN, Pull - Latch

**LIGHT DUTY CODES:** A = All Sport Utility (Ramcharger). B = All Compact Models. D = Conventional Cab.  
AD = 2 Wheel Drive Only (Ramcharger). CB-MB = Compact Front Section Only. W = Conventional Cab 4 Wheel Drive.  
AW = 4 Wheel Drive Only (Ramcharger). P = Forward Control Chassis. M = Motor Home.

**MEDIUM-HEAVY CODES:** XNT = Low Cab Forward. D = Conventional Cab. S = School Bus. W = 4-Wheel Drive.

AR=Use as Required

# = New Part Number

Printed in U.S.A.

June, 1982

SUN ROOF ASSY.(WISCO) SERT # GN 7002  
AD - AW

**ILLUSTRATION NOT AVAILABLE AT TIME OF PUBLICATION**

# 1978-81 LIGHT DUTY TRUCK PARTS CATALOG

ITEM	PART NUMBER	QTY	MODEL	DESCRIPTION
------	-------------	-----	-------	-------------

**SUN ROOF ASSY.(WISCO) SERT # GN 7002  
 AD - AW**

	4267 897	1		SUN ROOF ASSY.
	4267 890	1		GLASS (30 x 17.45)
	4267 891	1		LATCH PKG., Front
	4267 892	1		HANDLE & RELEASE PKG.
	4267 893	1		HANDLE RELEASE & FRONT LATCH PKG.
				CONSISTS OF:
	4267 891	1		LATCH PKG. Frt.
	4267 892	1		HANDLE & RELEASE PKG.
	4267 894	1		SEAL Glass To Frame
	4267 895	1		RETAINER, Headliner, Std.
	4267 896	1		RETAINER, Headliner, Wide

<b>LIGHT</b>	A = All Sport Utility (Ramcharger).	B = All Compact Models.	D = Conventional Cab.
<b>DUTY</b>	AD = 2 Wheel Drive Only (Ramcharger).	CB-MB = Compact Front Section Only.	W = Conventional Cab 4 Wheel Drive.
<b>CODES:</b>	AW = 4 Wheel Drive Only (Ramcharger).	P = Forward Control Chassis.	M = Motor Home.

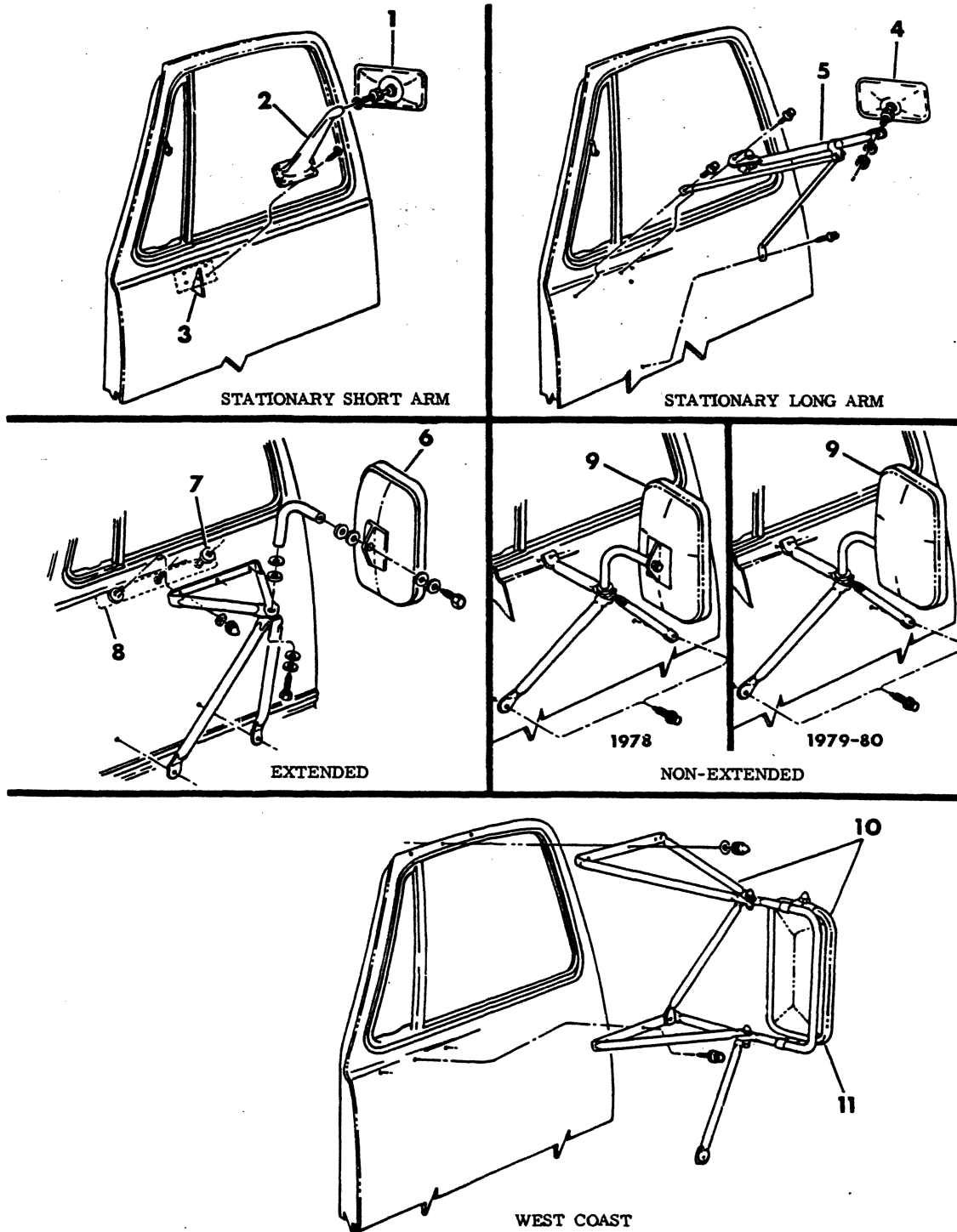
---

**MEDIUM-HEAVY CODES:** XNT = Low Cab Forward. D = Conventional Cab. S = School Bus. W = 4-Wheel Drive.

AR=Use as Required      # =New Part Number      Printed in U.S.A.      June, 1982

8323 350B

MIRRORS, OUTSIDE REAR VIEW





BODY

# 1978-81 LIGHT DUTY TRUCK PARTS CATALOG

ITEM	PART NUMBER	QTY	MODEL	DESCRIPTION
<b>MIRRORS, OUTSIDE REAR VIEW</b>				
1	4083 557	2	All	HEAD, (5" X 7") Bright
	4083 556	2	All	Painted (5"x7")
	4267 886	AR	All	GLASS PKG.,Replacement 5x7
2	4083 562-3	1	A-D-W	BASE, (5" X 7"), 1978-79-80
	4168 286-7	1	A-D-W	1981
	4083 560-1	1	B	Painted, 1978-79-80
	4216 008-9	1	B	1981
	4083 558-9	1	B	Bright
3	3498 670	2	A-D-W	TAPPING PLATE, (Up to 1-10-80)
	4216 007	2	A-D-W	(After 1-10-80)
	4211 766-7	1	A-D-W	TAPPING PLATE - 1981
4	4083 556	2	All	HEAD, Painted, 1978-79-80
	4216 010	2	All	1981
	4267 886	AR	All	GLASS PKG.,Replacement 5x7
5	3737 188-9	1	A-D-W	ARM ASSEMBLY- 1978
	4168 290-1	1	D-W	1981
6	3731 586-7	1	A-D-W	MIRROR PKG. (Contains all Parts Shown), 1978-79-80
	4168 292-3	1	A-D-W	MIRROR PKG. - 1981
	4038 734-5	1	B-CB	MIRROR PKG., 1978-79-80
	4216 014-5	1	B-CB	1981
	3731 581	1	A-B-D-W	HEAD ASSY, Mirror, Low Mount
7	6030 710	4	A-D-W	RETAINER
8	3731 588	2	A-D-W	REINFORCEMENT
9	3829 658	2	A-D-W	MIRROR PKG., Bright - 1978
	4113 597	2	A-D-W	1979
	4166 883	2	A-D-W	1980
	4168 289	2	A-D-W	1981
	3829 656	2	B-CB	Bright - 1978
	4113 595	2	B-CB	1979
	4166 873	2	B-CB	1980-81
	3899 982	2	A-D-W	Painted - 1978
	3829 657	2	B-CB	Painted - 1978
	4113 596	2	B-CB	1979
	4166 879	2	B-CB	1980
	4216 011	2	B-CB	1981
	4211 576	1	A,B,D,W	HEAD ASSY., Bright, 1979-80-81
	4211 578	1	A,B,D,W	Painted, 1979-80
4216 012	1	A,B,D,W	1981	
10	6031 438	3	ALL	JACK NUT - 1/4 - 20
	4083 116-7	1	A-D-W	MIRROR PKG., Painted, 1978-79-80
	4168 296-7	1	D-W	1981
11	4083 118-9	2	D-W	Chrome
	4083 115	2	D-W	HEAD ASSY. Painted
--	4176 118	1	D-W	MIRROR PKG. Stainless Steel Dual Velvac (Not Shown)
--	4176 750	1	B	MIRROR PKG., Ptd. White Dual Velvac (Not Shown)
	4176 749	1	B	Head Assy., Convex Pntd. (Not Shown)
	4186 407	1	B	Head Assy., Flat Face Pntd. (Not Shown)

<b>LIGHT DUTY CODES:</b>	A = All Sport Utility (Ramcharger).	B = All Compact Models.	D = Conventional Cab.
	AD = 2 Wheel Drive Only (Ramcharger).	CB-MB = Compact Front Section Only.	W = Conventional Cab 4 Wheel Drive.
	AW = 4 Wheel Drive Only (Ramcharger).	P = Forward Control Chassis.	M = Motor Home.

**MEDIUM-HEAVY CODES:** XNT = Low Cab Forward. D = Conventional Cab. S = School Bus. W = 4-Wheel Drive.

AR=Use as Required

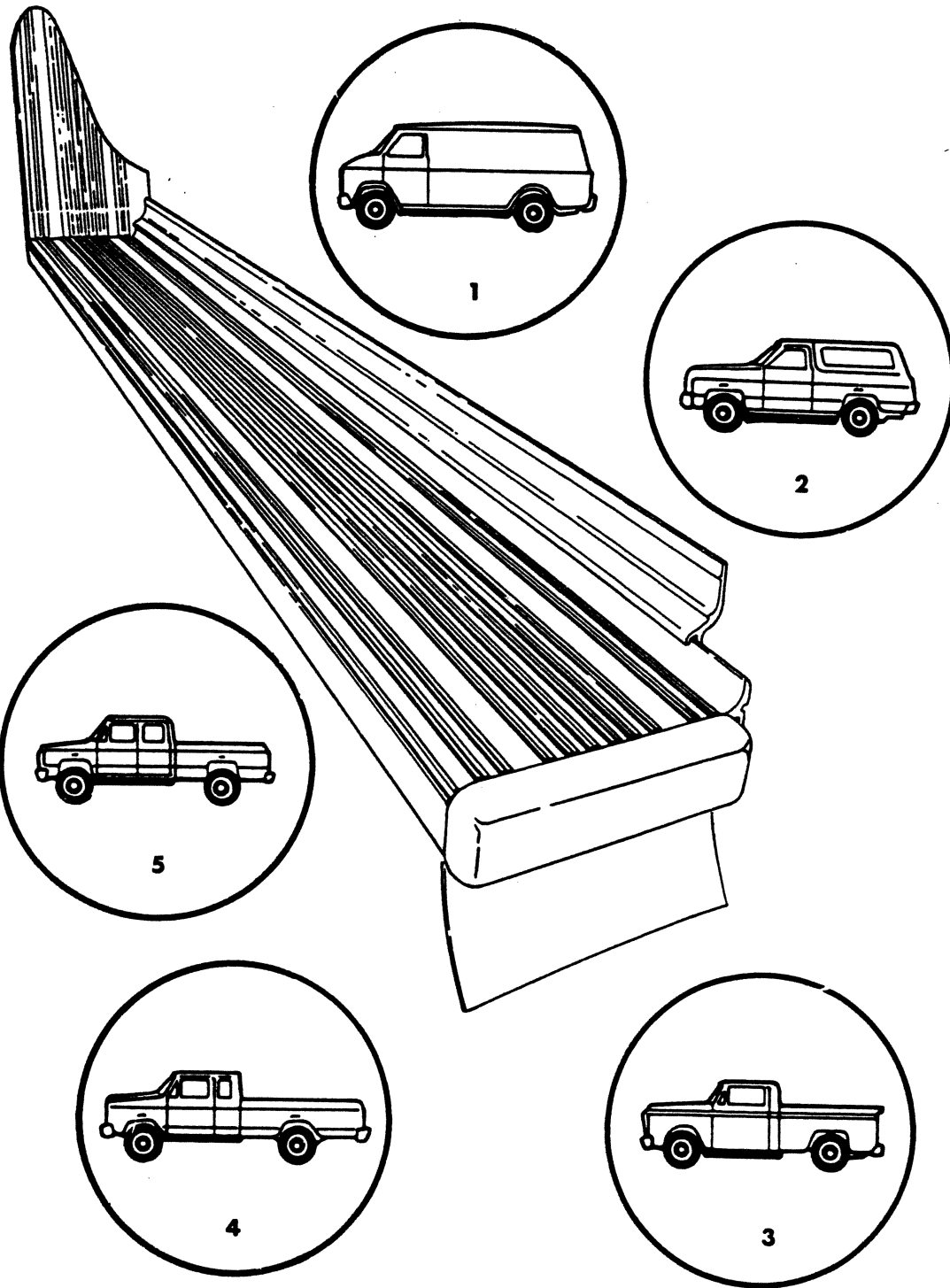
# = New Part Number

Printed in U.S.A.

June, 1982

RUNNING BOARDS (MOPAR)

8323 375



ITEM	PART NUMBER	QTY	MODEL	DESCRIPTION
<b>RUNNING BOARDS (MOPAR)</b>				
1	4240 251	1	B	BOARD, Running, w/Hinge Dr., w/109" W.B.
	4240 252	1	B	w/Sliding Dr., w/109" W.B.
	4240 258	1	B	w/Hinge Dr. w/127" W.B.
	4240 259	1	B	w/Sliding Dr., w/127" W.B.
2	4240 255	1	AD,AW	BOARD, Running
3	4240 254	1	D,W	BOARD, Running, Conv. Cab
4	4240 256	1	D,W	BOARD, Running, Club Cab
5	4240 257	1	D,W	BOARD, Running, Crew Cab

**LIGHT** A = All Sport Utility (Ramcharger). B = All Compact Models. D = Conventional Cab.  
**DUTY** AD = 2 Wheel Drive Only (Ramcharger). CB-MB = Compact Front Section Only. W = Conventional Cab 4 Wheel Drive.  
**CODES:** AW = 4 Wheel Drive Only (Ramcharger). P = Forward Control Chassis. M = Motor Home.

**MEDIUM-HEAVY CODES:** XNT = Low Cab Forward. D = Conventional Cab. S = School Bus. W = 4-Wheel Drive.

AR=Use as Required

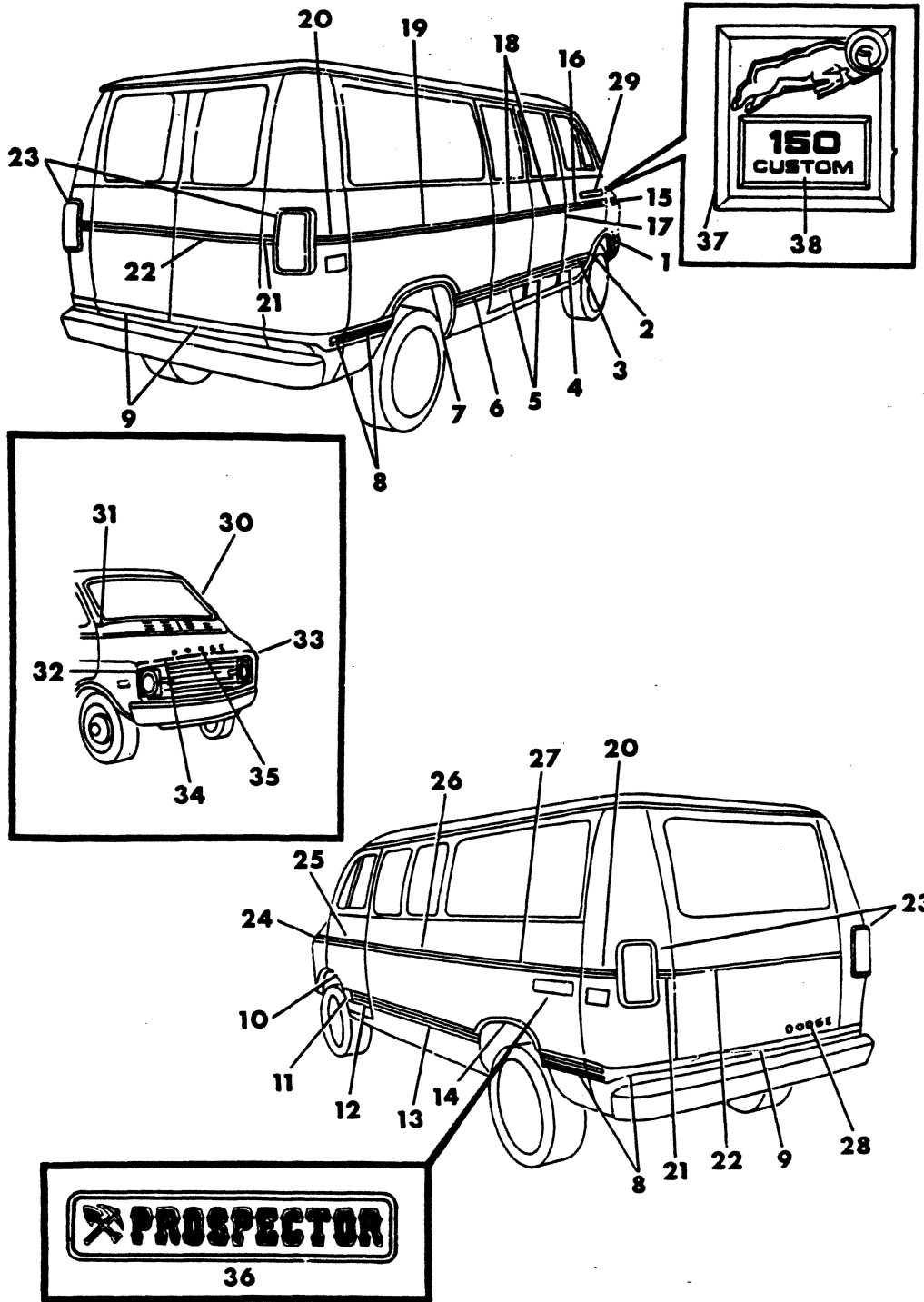
# =New Part Number

Printed in U.S.A.

June, 1982

## EXTERIOR MOULDINGS AND NAME PLATES B1-2-3

3323 400D



BODY

# 1978-81 LIGHT DUTY TRUCK PARTS CATALOG

ITEM	PART NUMBER	QTY	MODEL	DESCRIPTION
------	-------------	-----	-------	-------------

## EXTERIOR MOULDINGS AND NAME PLATES B1-2-3

1	4081 334	1		MOULDING, Frt. Fnдр. Full W/Opening - 1978
	4084 446	1		1979-80-81
	4081 336	1		Frт. Fnдр. Partial w/Opening - 1978
2	4084 448	1		1979-80-81
	4081 366	1		MOULDING, Frт. Fnдр. Panel- 1978
3	4113 068	1		1979-80-81
	4081 364	1		MOULDING, Frт. Door Outer Panel
4	4081 049	1		MOULDING, Side Lock Frт. Door Pillar
5	4081 020	1		MOULDING, Side Cargo Dr., Front
	4081 021	1		Side Cargo Dr., Rear
	4081 368	1		Side Cargo Dr., Sliding
	4084 237	AR		RETAINER, Side Lower Mldg. - 1978
	4084 925	AR		1979-80-81
6	4081 354	1		MOULDING, Side Panel Frт., w/109" W.B.
	4081 358	1		w/127" & 127 Ext. W.B.
7	4081 330	1		MOULDING, Side Rear w/House Opening (Full) Up to 4-14-78
	4113 366	1		After 4-14-78
	4081 332	1		MOULDING, Side Rr. w/House Opening (Partial)
8	4084 262-3	1		MLDG. ASSY., Side Pnl. & Rr. Corner, 109, 127" W.B.
	4084 264-5	1		w/127" Ext. W.B.
9	4106 443	2		MOULDING PKG, Dual Cargo Doors - Rear
	4106 435	1		Single Cargo Door - Rear
10	4081 335	1		MOULDING, Frт. Full w/Opening - 1978
	4084 447	1		1979-80-81
	4081 337	1		Frт. Partial w/House Opening - 1978
	4084 449	1		1979-80-81
11	4081 367	1		Moulding, Side Frт. Fender - 1978
	4113 069	1		1979-80-81
12	4081 365	1		MOULDING, Frт. Door
13	4081 355	1		MOULDING, Side Pnl. Lwr. Frт.- w/109" W.B.
	4081 359	1		w/ 127" & 127" Ext. W.B.
14	4081 331	1		MOULDING, Rear w/House Opening (Full)
	4081 332	1		MOULDING, Rear w/House Opening (Partial)
15	4106 440	1		MOULDING PKG., Front Fender - 1978
	4131 850	1		1979-80-81
	6003 185	2		RETAINER, Upper
16	4106 438	1		MOULDING PKG., Front Door
17	4081 343	1		MOULDING, Side Lock Pillar
18	4106 437	2		MOULDING PKG., Side Cargo Doors
	4106 442	1		w/ Sliding Door
19	4106 432	1		MOULDING PKG., Side Pnl. Rr. w/109" W.B.
	4106 434	1		w/127" W.B.
	4106 436	1		w/127 Ext. W.B.
20	4081 024-5	1		MOULDING, Side Rr. Cnr. Outer Pnl. Rt. & Lt.
	6002 885	AR		Retainer, Mldg.
21	4081 338-9	1		MOULDING, Side Rr. Cnr. Inr. Pnl. Rt.&Lt. w/109", 127" W.B.
22	4106 437	2		MOULDING PKG., Rr. Cargo Drs. Lt. & Rt.
	4106 442	1		Rear Cargo Dr. - Single
23	4081 352-3	1		BEZEL, Tail Lamp Rt. & Lt.

**LIGHT** A = All Sport Utility (Ramcharger). B = All Compact Models. D = Conventional Cab.  
**DUTY** AD = 2 Wheel Drive Only (Ramcharger). CB-MB = Compact Front Section Only. W = Conventional Cab 4 Wheel Drive.  
**CODES:** AW = 4 Wheel Drive Only (Ramcharger). P = Forward Control Chassis. M = Motor Home.

**MEDIUM-HEAVY CODES:** XNT = Low Cab Forward. D = Conventional Cab. S = School Bus. W = 4-Wheel Drive.

AR=Use as Required

# = New Part Number

Printed in U.S.A.

June, 1982

# 1978-81 LIGHT DUTY TRUCK PARTS CATALOG

BODY

ITEM	PART NUMBER	QTY	MODEL	DESCRIPTION
<b>EXTERIOR MOULDINGS AND NAME PLATES</b>				
<b>B1-2-3</b>				
	4034 179	2		Gasket, T/Lamp Bezel
24	4106 441	1		MOULDING PKG., Front Fender - 1978
	4131 851	1		1979-80-81
	6003 185	2		RETAINER, Upper - 1979-80-81
25	4106 439	1		MOULDING PKG., Front Door
26	4106 432	1		MOULDING PKG., Side Pnl. Frt. w/109" W.B.
	4106 434	1		w/127" W.B.
	4106 436	1		w/127 Ext. W.B.
27	4106 433	1		MOULDING PKG., Side Pnl. Rear
28	4081 384	1		NAME PLATE, Rear Cargo Dr. "Dodge", 1978-79-80
	3490 499	1		"Fargo", 1978-79-80
	4081 387	1		"Maxiwagon", 1978-79-80
	4081 386	1		"Maxivan", 1978-79-80
	4081 385	1		"Plymouth", 1978-79-80
	4214 496	1		"Plymouth" - 1981
	4113 776	1		"Diesel Power" - 1979
	9420 291	AR		NUT, Rear C/Dr. N/Plate, 1978-79-80
	4214 467	1	B	NAME PLATE, Rr. c/Dr. "DODGE RAM" - 1981
	6003 698	AR		RETAINER, Rr. C/Dr. N/Plate
29	4084 345	2		NAME PLATE, Frt. Dr. "Tradesman 100", 1978-79-80
	4084 346	2		"Tradesman 200", 1978-79-80
	4084 347	2		"Tradesman 300", 1978-79-80
	4087 166	2		"Street Van", 1978-79-80
	4084 439	2		"Kary Van", 1978-79-80
	4081 373	2		"Sportsman", 1978-79-80
	4081 374	2		INSERT "ROYAL", 1978-79-80
	4084 554	2		"Royal S.E.", 1978-79-80
	4081 375	2		"Custom", 1978-79-80
	4081 380	2		"SPORT", 1978-79-80
	6002 852	2		RETAINER, Frt. Dr. Name Plate Mtg., 1978-79-80
	4084 780	2		NAME PLATE, Frt. Dr. "DODGE VAN"
	4113 579	2		Insert - 100 (1978)
	4118 690	2		100 (1979-80)
	4113 580	2		200 (1978)
	4118 689	2		200 (1979-80)
	4113 581	2		300 (1978)
	4118 688	2		300 (1979-80)
	4113 412	2		Royal 100 (1978)
	4118 687	2		Royal 100 (1979-80)
	4113 413	2		Royal 200 (1978)
	4118 686	2		Royal 200 (1979-80)
	4113 578	2		Royal 300 (1978)
	4118 685	2		Royal 300 (1979)
	4081 379	1		INSERT, "Dodge - Crest", 1978-79-80
	4081 741	1		INSERT, "Plymouth Crest", 1978-79-80
	4214 445	2	B	NAME PLATE, Frt. Dr. "RAM VAN" - 1981
	4214 459	2	B	"RAM" - 1981
	4260 025	2	B	"MINI" - 1981
	4260 010	2	PB	"VOYAGER" - 1981

**LIGHT DUTY CODES:** A = All Sport Utility (Ramcharger). B = All Compact Models. D = Conventional Cab.  
 AD = 2 Wheel Drive Only (Ramcharger). CB-MB = Compact Front Section Only. W = Conventional Cab 4 Wheel Drive.  
**CODES:** AW = 4 Wheel Drive Only (Ramcharger). P = Forward Control Chassis. M = Motor Home.

**MEDIUM-HEAVY CODES:** XNT = Low Cab Forward. D = Conventional Cab. S = School Bus. W = 4-Wheel Drive.

AR=Use as Required

# = New Part Number

Printed in U.S.A.

June, 1982

BODY

# 1978-81 LIGHT DUTY TRUCK PARTS CATALOG

ITEM	PART NUMBER	QTY	MODEL	DESCRIPTION
------	-------------	-----	-------	-------------

## EXTERIOR MOULDINGS AND NAME PLATES B1-2-3

	3811 445	2	PB	BASE, Frt. Dr. Plymouth N/Plate
	4214 455	2	B	"BIG HORN" Up to 5-4-81
	4260 064	2	B	"BIG HORN" After 5-4-81
	6003 698	4	B	RETAINER, Frt. Dr. N/Plate - 1981
	5209 129	2	B	INSERT, Frt. Dr. "Plymouth" - 1981
30	4081 347	1		MOULDING, Cowl Hinge Pillar - 1978
31	4081 346	1		MOULDING, Cowl Hinge Pillar - 1978
32	3734 586	1		MOULDING, Hood Panel Lower Ext. Rt. - 1978
33	3734 587	1		Left - 1978
	6025 860	4		Clip, Rt. & Lt. Side Mldg.
34	3734 585	1		MOULDING, Hood Panel Lower - 1978
	4176 401	1		1979-80-81
	6003 185	8		RETAINER
35	4081 707	1		LETTER, Hood Panel "D" (1st) - 1978
	4081 708	1		"O" - 1978
	4081 709	1		"D" (2nd) - 1978
	4081 710	1		"G" - 1978
	4081 711	1		"E" - 1978
	4084 778	1		NAME PLATE, "Dodge" Hood, 1979-80-81
	4081 416	1		NAME PLATE, "PLYMOUTH" Hood - 1978
	4084 468	1		1979-80-81
--	4084 390	AR		RETAINER w/Stud, Upper Mldg.
	3780 434	AR		w/o Stud
--	4084 239	AR		RETAINER w/Stud, Lower Mldg.
	4084 237	AR		w/o Stud - 1978
	4084 925	AR		w/o Stud, 1979-0-1
36	4114 000	2		NAME PLATE, Side Pnl. "PROSPECTOR"
37	4214 478-9	1	B	BASE, Frt. Dr. Medallion Ram - 1981
	6003 698	4	B	Retainer, Frt. Dr. Medallion
38	4214 391	2	B	INSERT, Frt. Dr. Medallion "Custom 150" - 1981
	4214 392	2	B	"Custom 250" - 1981
	4214 393	2	B	"Custom 350" - 1981
	4214 394	2	B	"Custom 450" - 1981
	4214 395	2	B	"Custom SE 150" - 1981
	4214 396	2	B	"Custom SE 250" - 1981
	4214 397	2	B	"Custom SE 350" - 1981
	4214 398	2	B	"Custom SE 450" - 1981
	4214 399	2	B	"Royal 150" - 1981
	4214 400	2	B	"Royal 250" - 1981
	4214 401	2	B	"Royal 350" - 1981
	4214 402	2	B	"Royal 450" - 1981
	4214 403	2	B	"Royal SE 150" - 1981
	4214 404	2	B	"Royal SE 250" - 1981
	4214 405	2	B	"Royal SE 350" - 1981
	4214 406	2	B	"Royal SE 450" - 1981

<b>LIGHT</b>	A = All Sport Utility (Ramcharger).	B = All Compact Models.	D = Conventional Cab.
<b>DUTY</b>	AD = 2 Wheel Drive Only (Ramcharger).	CB-MB = Compact Front Section Only.	W = Conventional Cab 4 Wheel Drive.
<b>CODES:</b>	AW = 4 Wheel Drive Only (Ramcharger).	P = Forward Control Chassis.	M = Motor Home.

**MEDIUM-HEAVY CODES:** XNT = Low Cab Forward. D = Conventional Cab. S = School Bus. W = 4-Wheel Drive.

AR=Use as Required

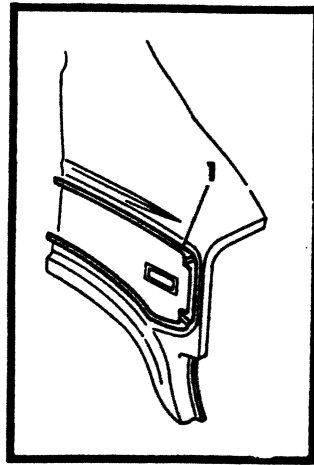
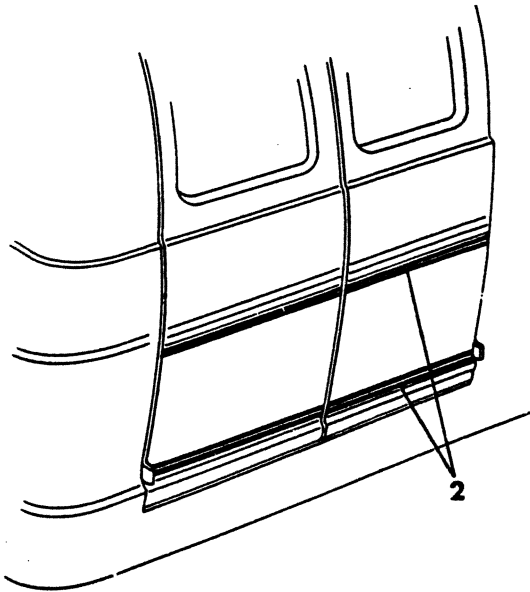
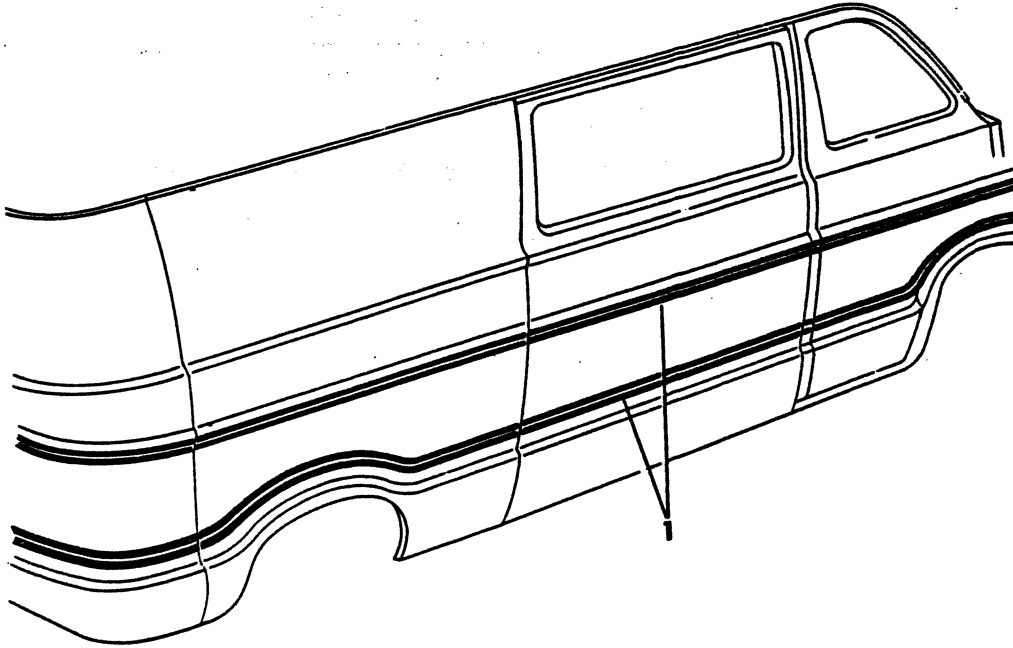
# = New Part Number

Printed in U.S.A.

June, 1982

TAPES  
B1,2,3

8323 450





ITEM	PART NUMBER	QTY	MODEL	DESCRIPTION
------	-------------	-----	-------	-------------

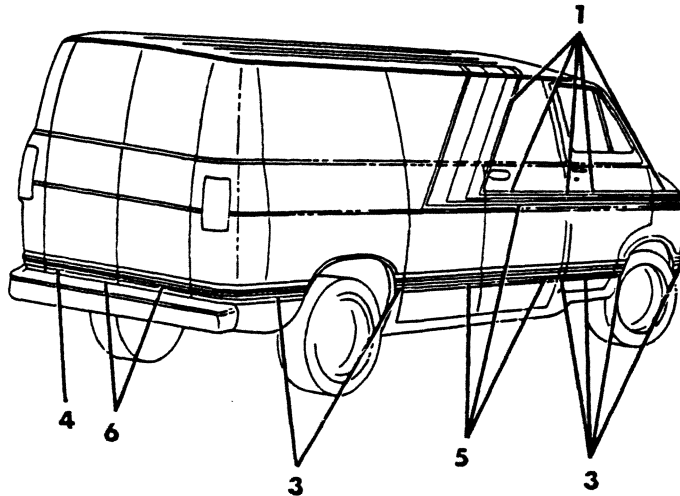
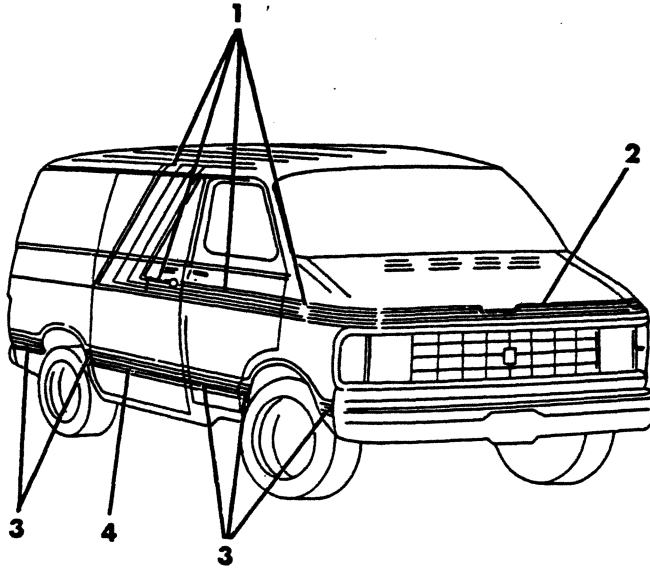
TAPES  
B1,2,3

1	4106 422	1		TAPE SET - Body Side, Right (White)- 1978
	4131 996	1		1979-80
				Consists of:
				4084386 Frt. Fnдр. (1)
				4084382 Frt. Door (1)
				4084378 S/Pnl. Rr. W/House (1)
				4106401 Tape Roll Stock 36 Ft. (1)
	4106 423	1		TAPE SET - Body Side Left (White) - 1978
	4131 997	1		1979-80
				Consists of:
				4084387 Frt. Fnдр.(1)
				4084383 Frt. Door (1)
				4084379 S/Pnl. Rr. W/House (1)
				4106401 Tape Roll Stock 36 Ft. (1)
	4106 424	1		TAPE SET - Body Side Right (Gold) - 1978
	4131 998	1		1979-80
				Consists of:
				4084388 Frt. Fnдр.(1)
				4084384 Frt. Door (1)
				4084380 S/Pnl. Rr. W/House (1)
				4106400 Tape Roll Stock 36 Ft. (1)
	4106 425	1		TAPE SET - Body Side Left (Gold) - 1978
	4131 999	1		1979-80
				Consists of:
				4084389 Frt. Fnдр. (1)
				4084385 Frt. Door (1)
				4084381 S/Pnl. Rr. W/House (1)
				4106400 Tape Roll Stock 36 Ft. (1)
2	4084 393	1		TAPE - Rear Cargo Dr. Upr.& Lwr. (Gold)
	4084 392	1		TAPE - Rr. Cargo Dr. Upr. & Lwr. (White)
--	4106 400	1		TAPE - Roll Stock 36 Ft. (Gold)
--	4106 401	1		TAPE - Roll Stock 36 Ft. (White)
--	4106 418	1		TAPE - Rr. Cargo Dr. 9 Ft. Rollstock (Gold)
--	4106 419	1		TAPE - Rr. Cargo Dr. 9 Ft. Rollstock (White)

<b>LIGHT</b>	A = All Sport Utility (Ramcharger).	B = All Compact Models.	D = Conventional Cab.
<b>DUTY</b>	AD = 2 Wheel Drive Only (Ramcharger).	CB-MB = Compact Front Section Only.	W = Conventional Cab 4 Wheel Drive.
<b>CODES:</b>	AW = 4 Wheel Drive Only (Ramcharger).	P = Forward Control Chassis.	M = Motor Home.
<b>MEDIUM-HEAVY CODES:</b> XNT = Low Cab Forward. D = Conventional Cab. S = School Bus. W = 4-Wheel Drive.			
AR=Use as Required	# =New Part Number	Printed in U.S.A.	June, 1982

TAPES - "DECORATOR"  
B1,2,3  
1980-81

8323 4 5



# 1978-81 LIGHT DUTY TRUCK PARTS CATALOG

ITEM	PART NUMBER	QTY	MODEL	DESCRIPTION
------	-------------	-----	-------	-------------

**TAPES - "DECORATOR"  
B1,2,3  
1980-81**

1	4205 580-1	1		TAPE SET, Body Side, Upper
2	4211 033	1		TAPE, Hood Panel
3	4205 582-3	1		TAPE SET - Body Side, Lower
4	4211 041	1		TAPE, Sldg. C/Dr. & Single Rr. Dr.
5	4211 034	3		TAPE, Dual Side C/Drs. Upper Rt. & Lower
6	4211 034	2		TAPE, Dual C/Drs., Rear

<b>LIGHT</b>	A = All Sport Utility (Ramcharger).	B = All Compact Models.	D = Conventional Cab.
<b>DUTY</b>	AD = 2 Wheel Drive Only (Ramcharger).	CB-MB = Compact Front Section Only.	W = Conventional Cab 4 Wheel Drive.
<b>CODES:</b>	AW = 4 Wheel Drive Only (Ramcharger).	P = Forward Control Chassis.	M = Motor Home.

**MEDIUM-HEAVY CODES:** XNT = Low Cab Forward. D = Conventional Cab. S = School Bus. W = 4-Wheel Drive.

AR=Use as Required

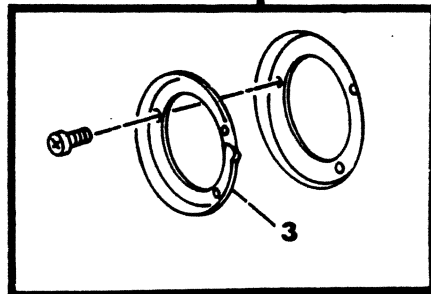
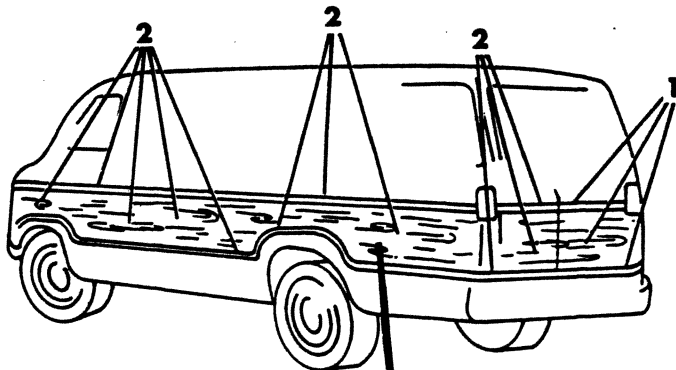
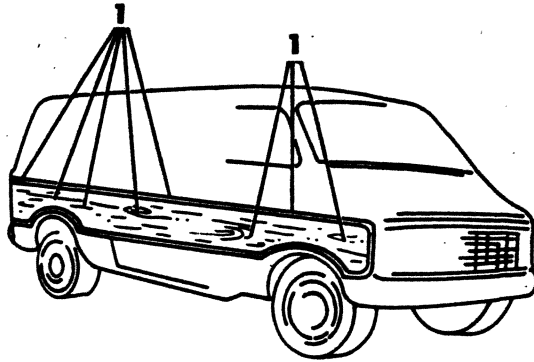
# =New Part Number

Printed in U.S.A.

June, 1982

TAPES "TOWN & COUNTRY WOODGRAIN"  
B1,2,3  
1981

8323 485



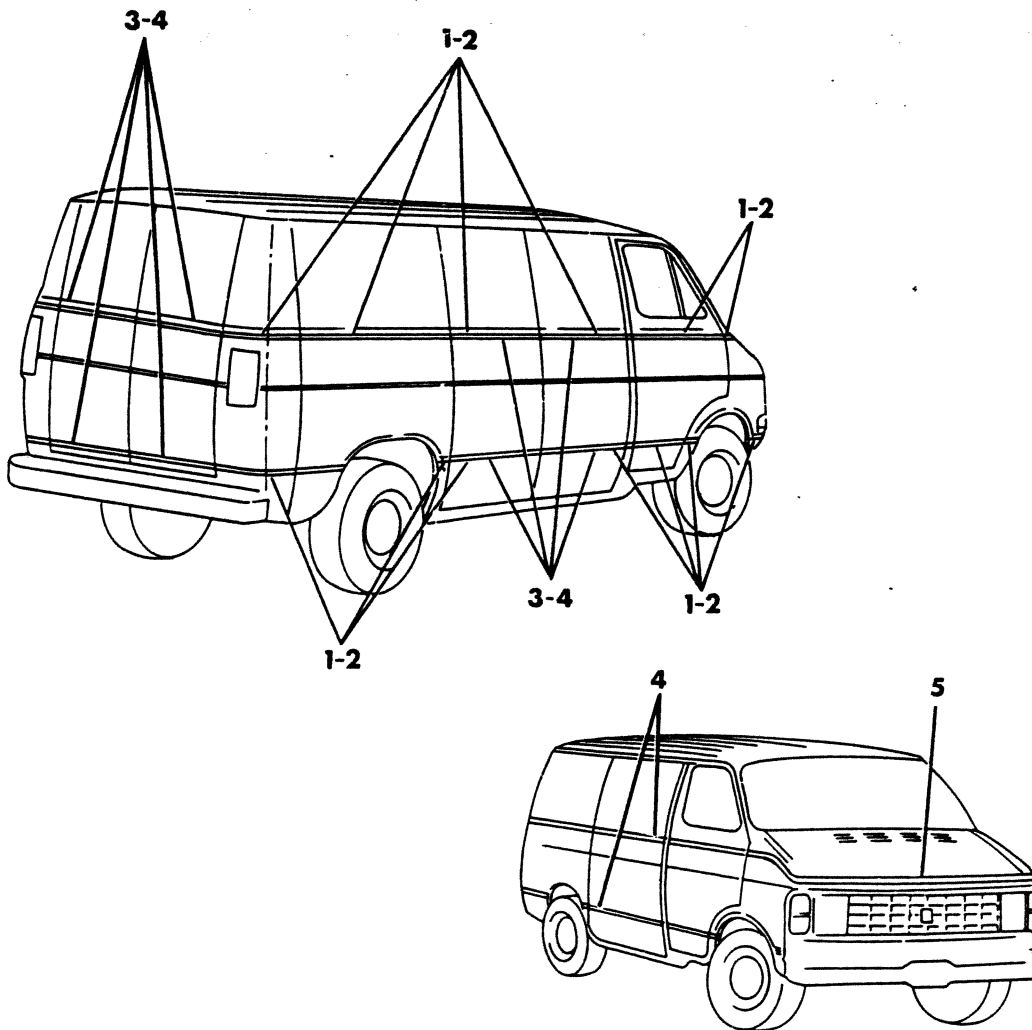
ITEM	PART NUMBER	QTY	MODEL	DESCRIPTION
<b>TAPES "TOWN &amp; COUNTRY WOODGRAIN"</b>				
<b>B1,2,3</b>				
<b>1981</b>				
1	4240 580	1	B	OVERLAY SET - Rt. Side w/Rt. Rr. C/Dr. & Fr. Single C/Dr.(109"&127"W.B.)
	4267 670	1	B	127" Ext.W.B.
	4240 918	1	B	TAPE SET - Rt. Side
2	4240 581	1	B	OVERLAY SET - Lt.Side w/Lt.Rr.C/Dr.(109"& 127"W.B)
	4267 671	1	B	127" Ext.W.B.
	4240 919	1	B	TAPE SET - Lt. Side
3	4212 778	1	B	BEZEL, s/Pnl. Fuel Filler Opening (In White)
--	4205 781	1	B	TAPE - Roll Stock Body O/S - 30 Ft. in Length
--	4263 164	AR	B	OVERLAY,Woodgrain (14.50 Wide - 53.75 Long)

<b>LIGHT</b>	A = All Sport Utility (Ramcharger).	B = All Compact Models.	D = Conventional Cab.
<b>DUTY</b>	AD = 2 Wheel Drive Only (Ramcharger).	CB-MB = Compact Front Section Only.	W = Conventional Cab 4 Wheel Drive.
<b>CODES:</b>	AW = 4 Wheel Drive Only (Ramcharger).	P = Forward Control Chassis.	M = Motor Home.

**MEDIUM-HEAVY CODES:** XNT = Low Cab Forward. D = Conventional Cab. S = School Bus. W = 4-Wheel Drive.

8323 495

TAPE SET - "HIGH COUNTRY"  
B1,2,3  
1981



ITEM	PART NUMBER	QTY	MODEL	DESCRIPTION
------	-------------	-----	-------	-------------

**TAPE SET - "HIGH COUNTRY"**  
**B1,2,3**  
**1981**

1	4240 930	1	B1,2,3	TAPE SET, Body Side Right (Silver/Red)
	4240 932	1	B1,2,3	TAPE SET, Body Side Right (Gold/Orange)
		1		CONSIST OF:
		1		Fndr. Upr.
		1		Dr. Upr.
		1		Dr. Frt. Upr. Plr.
		1		S/c Dr. Upr.
		1		S/c Dr. Lwr.
		1		Side Pnl.
		1		Fndr. Lwr. Frt.
		1		Frt. Dr. Lwr.
		1		Frt. Dr. Lwr. Lk. Plr.
		1		Frt. Fndr. Lwr. Rr.
		1		Side Pnl. Lwr.
		1		Side Rr. Corner Lwr.
		1		Side C/Dr. Rr. Lwr.
2	4240 931	1	B1,2,3	TAPE SET, Body Side Left ("Silver/Red")
	4240 933	1	B1,2,3	TAPE SET, Body Side Left ("Gold/Orange")
		1		CONSIST OF:
		1		Fndr. Upr.
		1		Dr. Upr.
		1		Side Pnl. Upr.
		1		Side Pnl. Upr. Frt.
		1		Fndr. Lwr. Frt.
		1		Frt. Dr. Lwr.
		1		Frt. Fndr. Lwr. Rr.
		1		Side Pnl. Lwr.
		1		Side Rr. Corner Lwr.
3			B1,2,3	TAPE SET, w/Dual Side Or Dual Rr. C/Drs. Upr/Lwr.
	4240 934	2	B1,2,3	("Gold/Orange")
	4240 935	2	B1,2,3	("Silver/Red")
4		1	B1,2,3	TAPE SET, Side w/Slgd. C/Dr. Or w/Single Rr. Upr/Lwr.
	4240 936	1	B1,2,3	("Gold/Orange")
	4240 937	1	B1,2,3	("Silver/Red")
5	4214 142	1	B1,2,3	TAPE, Hood Pnl. ("Silver/Red")
	4214 143	1	B1,2,3	TAPE, Hood Pnl. ("Gold/Orange")

<b>LIGHT</b>	A = All Sport Utility (Ramcharger).	B = All Compact Models.	D = Conventional Cab.
<b>DUTY</b>	AD = 2 Wheel Drive Only (Ramcharger).	CB-MB = Compact Front Section Only.	W = Conventional Cab 4 Wheel Drive.
<b>CODES:</b>	AW = 4 Wheel Drive Only (Ramcharger).	P = Forward Control Chassis.	M = Motor Home.

**MEDIUM-HEAVY CODES:** XNT = Low Cab Forward. D = Conventional Cab. S = School Bus. W = 4-Wheel Drive.

AR=Use as Required

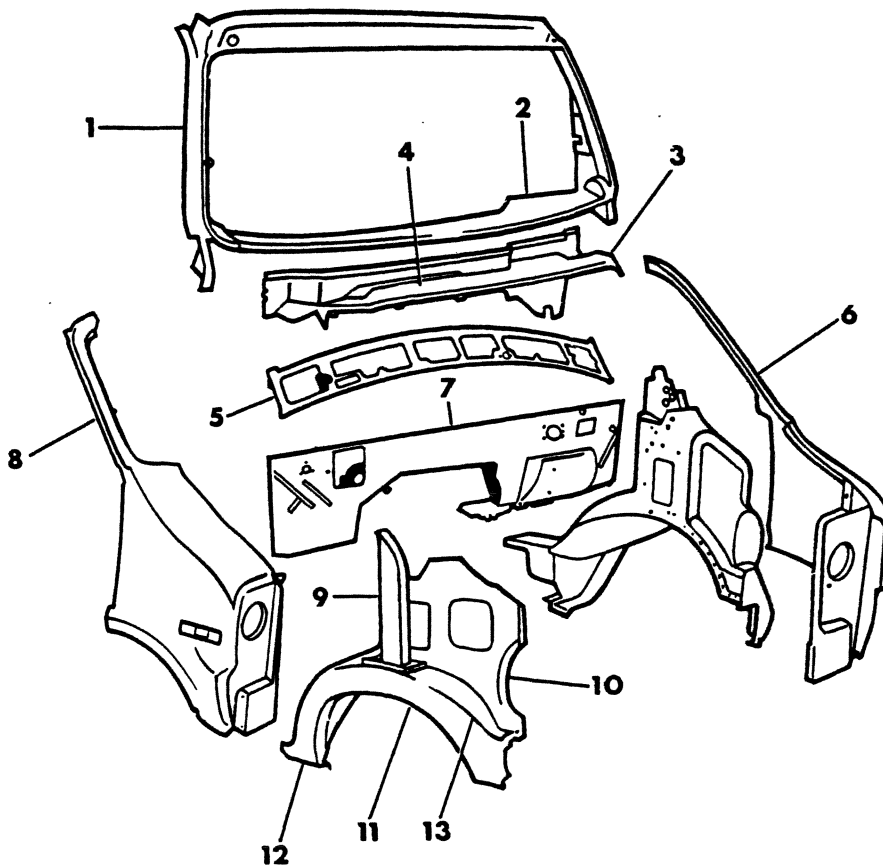
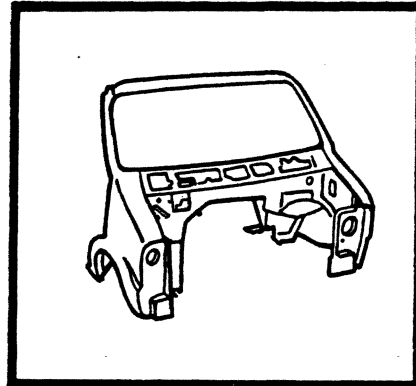
# = New Part Number

Printed in U.S.A.

June, 1982

## CAB, FRONT - B, CB, MB - 1978

8323 500





ITEM	PART NUMBER	QTY	MODEL	DESCRIPTION
<b>CAB, FRONT - B, CB, MB - 1978</b>				
1	4087 956-7	1	B	PILLAR, Cowl W/Shield Frame
2	4083 633	1	B	PANEL, Cowl Plenum, Upper
3	4083 188	1	B	PANEL, Cowl Plenum, Lower
	4084 782	1	B	Insulation, Cowl Plenum Pnl.
	4083 362	1	B	Plenum Grille
4	3738 367	1	B	REINFORCEMENT, w/Nut, Cowl Plenum, Upper & Lower
5	4083 635	1	B	REINFORCEMENT, Cowl Plenum Grille
6	4087 304-5	1	B	PILLAR, Cowle Hinge, Upper
	2956 779	2	B	RETAINER, Cowl Hge. Pir., Upper
7	4081 003	1	B	PANEL, Dash, Center
	4080 928	1	B	Side, w/o Air, Right
	4081 006	1	B	w/Air, Right
	4080 929	1	B	Left
8	2956 102-3	1	B	PANEL, Cowl Hinge Pir. Upper
9	4083 760-1	1	B	PILLAR, Cowle Hinge Lower, Outer
	4080 970-1	1	B	REINF. ASSY., Cowl Hge. Lwr., Outer
	4083 186-7	1	B	REINFORCEMENT, Cowl Hge. Lwr. Inner To Outer Pir.
	6029 939	1	B	BUTTON, Plug - Cowl Hge. Lower, Outer - Up To 3-1-78
	4084 000	1	B	After 3-1-78
10	4080 966	1	B	PILLAR, Cowle Hinge Lower, Inner, w/o Air, Rt.
	4080 992	1	B	w/Air, Right
	4083 147	1	B	Left
	4080 974-5	1	B	SHIELD, Cowl Hge. Pir. Lower Inner - Upper
11	4087 442-3	1	B	PANEL, Side Frt. W/House, Inner
12	4080 976-7	1	B	PANEL, Side Frt. W/House, Outer
13	4081 421	1	B	REINFORCEMENT, Side W/House Rr. to Strainer
	2956 090-1	1	B	Side W/House, Frt.
	2956 777	1	B	EXTENSION, Side Sill Frt. Reinf. Left
	4084 781	1	B	Insulation, Dash Pnl. Ext.

**LIGHT** A = All Sport Utility (Ramcharger). B = All Compact Models. D = Conventional Cab.  
**DUTY** AD = 2 Wheel Drive Only (Ramcharger). CB-MB = Compact Front Section Only. W = Conventional Cab 4 Wheel Drive.  
**CODES:** AW = 4 Wheel Drive Only (Ramcharger). P = Forward Control Chassis. M = Motor Home.

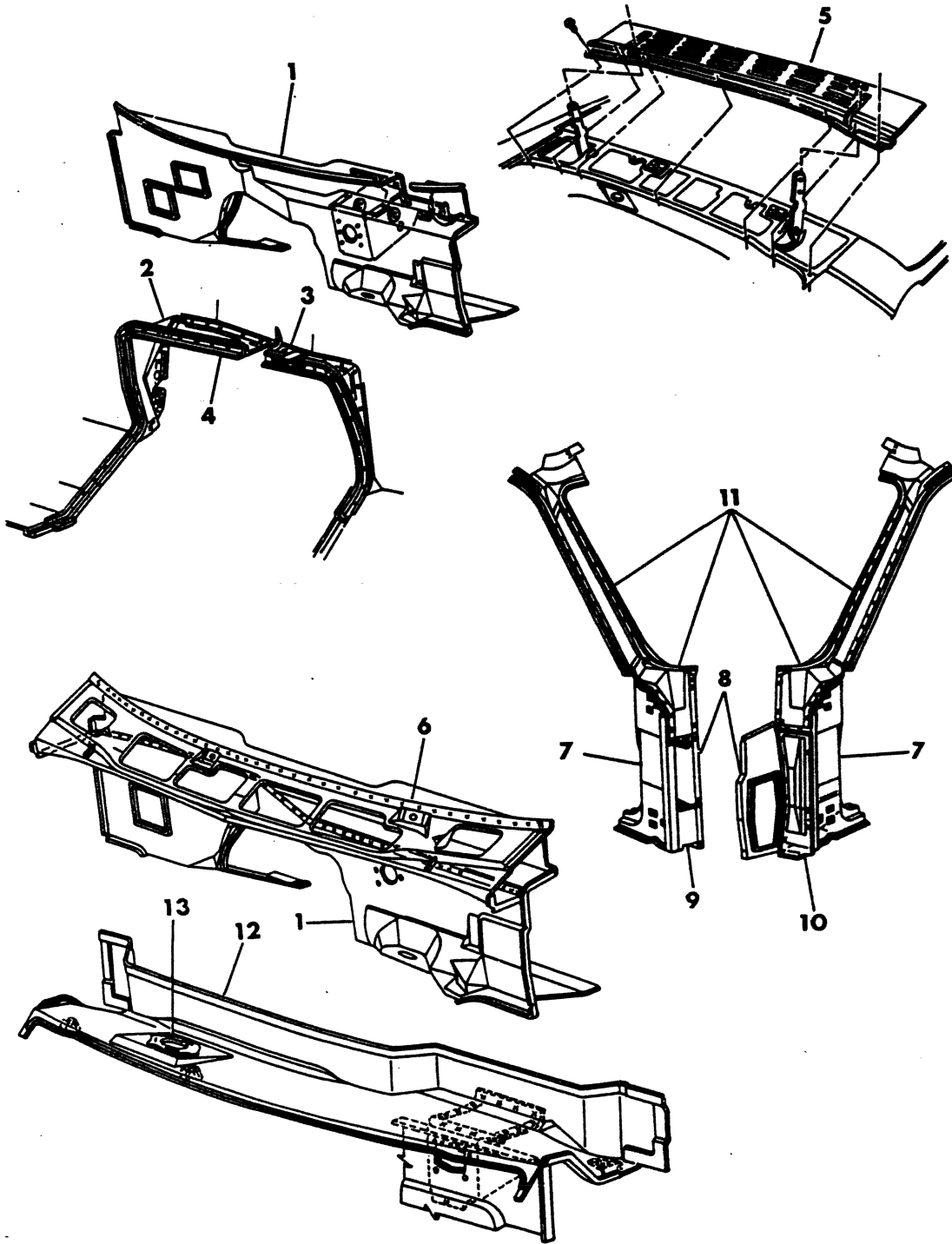
**MEDIUM-HEAVY CODES:** XNT = Low Cab Forward. D = Conventional Cab. S = School Bus. W = 4-Wheel Drive.

AR=Use as Required # = New Part Number Printed in U.S.A. June, 1982

# 1978-81 LIGHT DUTY TRUCK PARTS CATALOG

## CAB, FRONT - B, CB, MB 1979-80-81

8323 550



ITEM	PART NUMBER	QTY	MODEL	DESCRIPTION
<b>CAB, FRONT - B, CB, MB</b>				
<b>1979-80-81</b>				
1	4087 501	1		PANEL, Dash, w/o Air Conditioning - Up To 9-15-78
	4118 668	1		After 9-15-78
	4166 263	1		1980
	4211 753	1		1981,Up To 2-16-80
	4213 000	1		1981,After 2-16-80
	4087 502	1		w/Air Conditioning - Up To 9-15-78
	4118 663	1		After 9-15-78
	4166 265	1		1980
	4211 755	1		1981 Up To 12-10-80
	4262 007	1		1981,After 12-10-80
	4113 265	1		INSULATION, Dash Pnl.
	4113 502	1		INSULATION, Dash Pnl. Upr.
2	4087 504	1		EXTENSION, Dash Panel to Engine Housing, 1978-79-80
	4211 938	1		1981
	4113 264	1		INSULATION, Dash Pnl. Ext.
3	2956 620	1		BRACKET, Extension to Instrument Panel
4	4087 528	1		RETAINER, Engine Housing Cover Seal
5	4087 508	1		PANEL, Cowl Plenum Grille
6	4087 507	1		PANEL, Cowl Plenum, Upper - Up To 11-24-78
	4113 941	1		After 11-24-78
7	4087 594-5	1		PILLAR, Cowl Hinge, Outer
8	4080 754-5	1		PILLAR, Cowl Hinge, Inner - Up To 9-22-78
	4113 912-3	1		After 9-22-78
	2956 779	2		Retainer, Hinge Pillar Upper Seal
9	4080 466-7	1		REINFORCEMENT, Lower Hinge
10	4087 509	1		PANEL, Inner to Outer Pillar Filler
11	4087 512-3	1		PANEL, Windshield Frame - 1979
	4211 650-1	1		1980-1
12	4083 188	1		PANEL, Cowl Plenum, Lower
13	3738 367	1		REINFORCEMENT, Wiper Motor Mounting

<b>LIGHT</b>	A = All Sport Utility (Ramcharger).	B = All Compact Models.	D = Conventional Cab.
<b>DUTY</b>	AD = 2 Wheel Drive Only (Ramcharger).	CB-MB = Compact Front Section Only.	W = Conventional Cab 4 Wheel Drive.
<b>CODES:</b>	AW = 4 Wheel Drive Only (Ramcharger).	P = Forward Control Chassis.	M = Motor Home.

**MEDIUM-HEAVY CODES:** XNT = Low Cab Forward. D = Conventional Cab. S = School Bus. W = 4-Wheel Drive.

AR=Use as Required

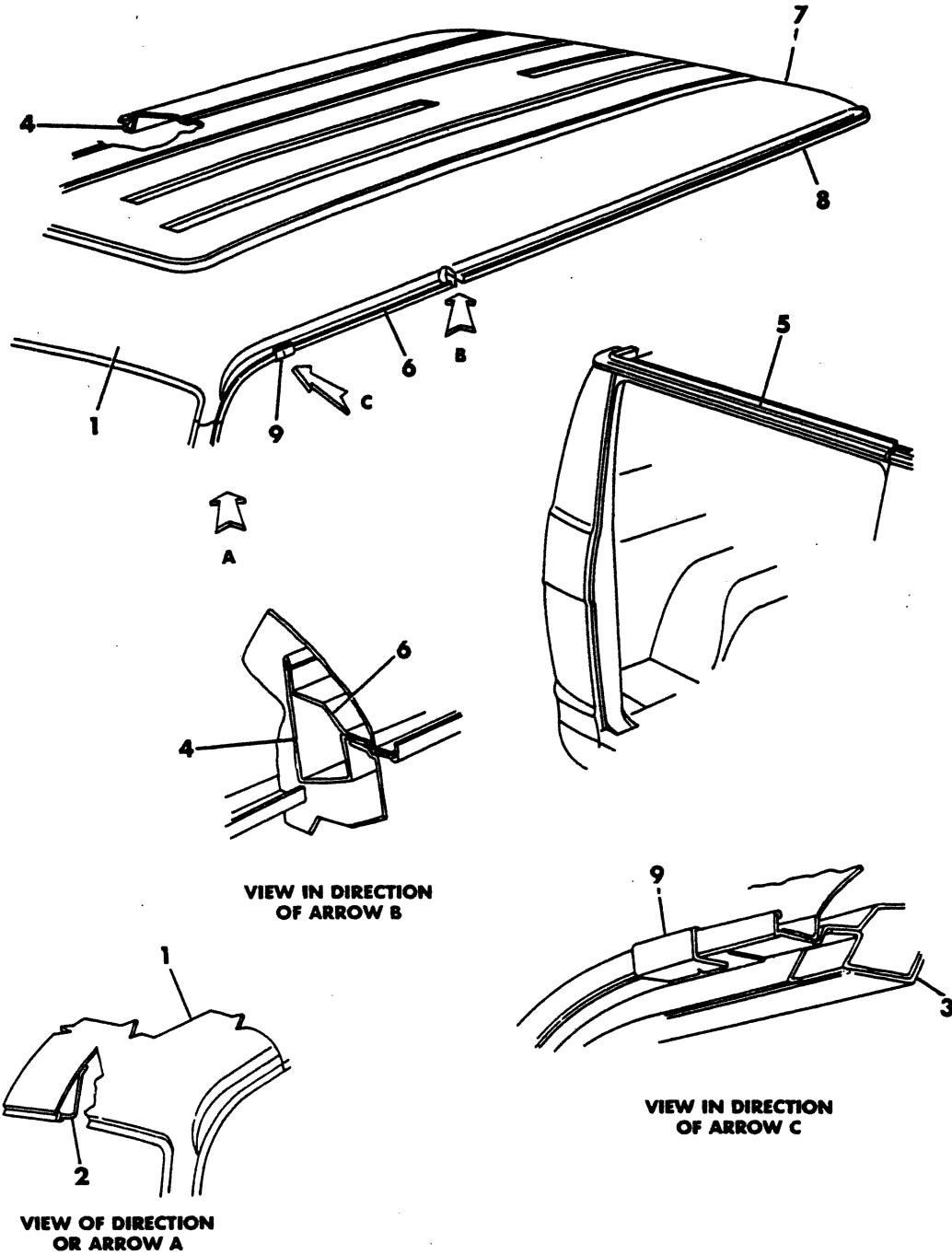
# =New Part Number

Printed in U.S.A.

June, 1982

## PANELS, ROOF HEADER AND ROOF RAILS B, CB, MB

8323 600



ITEM	PART NUMBER	QTY	MODEL	DESCRIPTION
<b>PANELS, ROOF HEADER AND ROOF RAILS B, CB, MB</b>				
1	4084 121	1	B-1-2-3	PANELS, Roof w/109" W.B.
	4084 122	1	B-1-2-3	w/127" W.B.
	4080 140	1	B-1-2-3	w/127" Ext. W.B.
2	4081 593	1	CB-MB300	PANEL, Roof
	4084 146	1	B-1-2-3	PANEL, Windshield Header - 1978
	4087 505	1	B-1-2-3	1979 - Up To 10-2-78
3	4113 918	1	B-1-2-3	1979-80-81, After 10-2-78
	2956 082-3	1	B-1-2-3	PANEL, Header Frt. Door, Rt. and Lt.
	4166 726-7	1	CB-MB	PANEL, Header Frt. Door, Rt. and Lt.
4	4083 632	1	B-1-2-3	PANEL ASSY., Roof S/Rail Hdr.-Rtlw/109"W.B.- 1978
	4113 536	1	B-1-2-3	1979-80-81
	4084 685	1	B-1-2-3	Left - w/109" W.B.
	4083 632	1	B-1-2-3	w/127" & 127" Ext. W.B. w/Hge. Dr.- Rt.- 1978
	4113 536	1	B-1-2-3	1979-80-81
	4084 215	1	B-1-2-3	127 & 127 Ext. W.B. W/Slidg. Dr. Rt. Front
	4080 144	1	B-1-2-3	127" & 127" Ext. w/Sliding Dr.,Rt. Rear
	4084 689	1	B-1-2-3	Left - w/127" & 127"Ext. W.B.
5	3498 927	1	B-1-2-3	PANEL, Rear Door Header
	3824 271	1	B-1-2-3	w/Single Rr. Cargo Door
6	4113 150	1	B-CB-MB	RAIL, Roof Side w/109" W.B., Right
	4113 151	1	B-CB-MB	w/109 W.B., Left
	4113 152	1	B	w/127" W.B., Right
	4113 153	1	B	w/127" W.B., Left
	4113 154-5	1	B-1-2-3	w/127" Ext. W.B.
7	2956 338	1	B-1-2-3	RAIL, Roof Rear
8	4081 522	1	B-1-2-3	RAIL, Roof Rear Corner
9	3498 234	1	B-1-2-3	CLIP, Roof Rail, Frt. - 1978
	2956 807	2	B-1-2-3	1979
	4168 182	2	B-CB-MB	1980-81
	2956 807	4	B-1-2-3	Roof Rail Except Frt. - 1979-80
	4212 697	4	B-1-2-3	1981
	4166 728	1	CB-MB	FILLER ASSY., Side Hdr. Frt. Dr. Close Off - Rt. (Not Shown)
	4166 725	1	CB-MB	Left

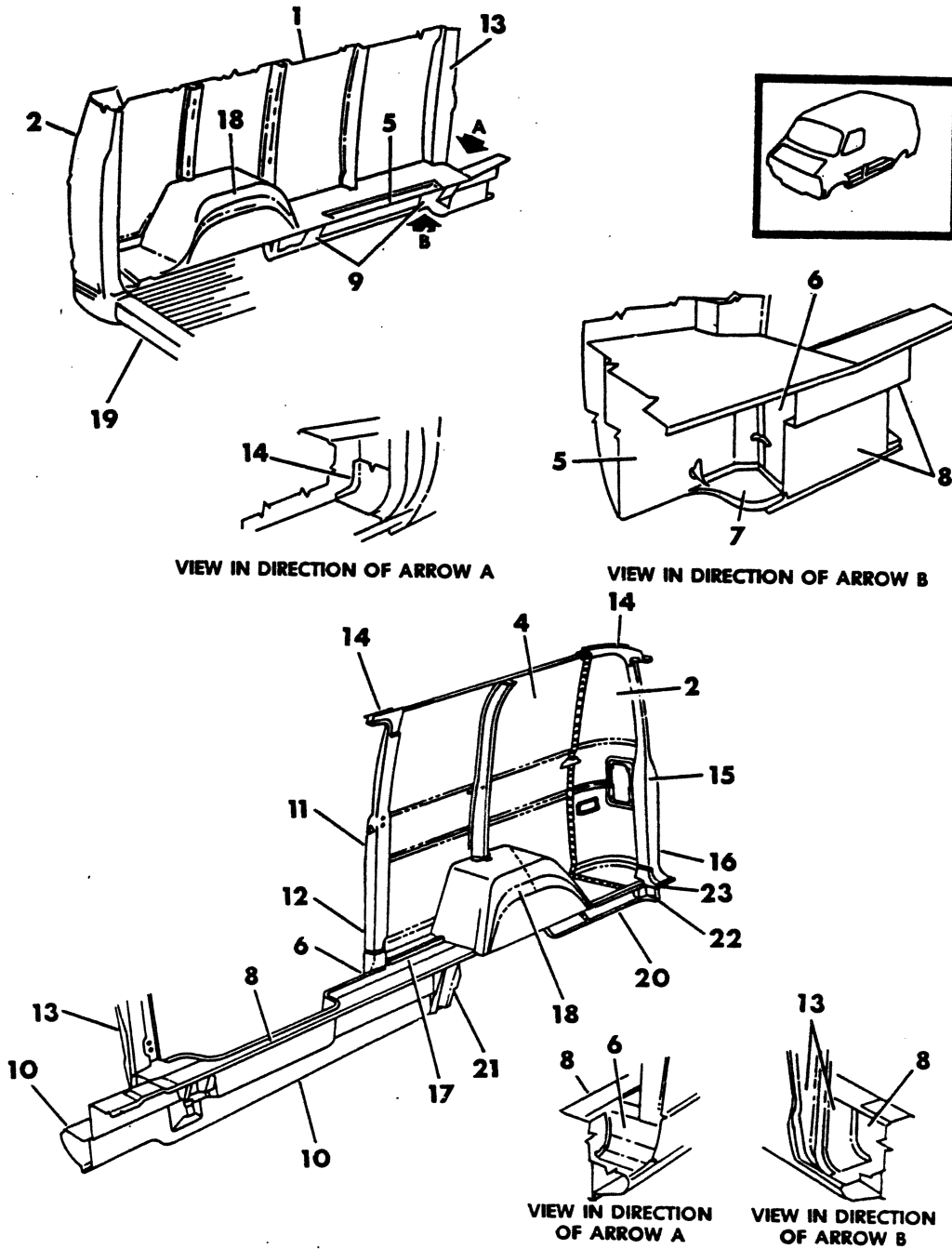
**LIGHT DUTY CODES:** A = All Sport Utility (Ramcharger). B = All Compact Models. D = Conventional Cab.  
 AD = 2 Wheel Drive Only (Ramcharger). CB-MB = Compact Front Section Only. W = Conventional Cab 4 Wheel Drive.  
 CODES: AW = 4 Wheel Drive Only (Ramcharger). P = Forward Control Chassis. M = Motor Home.

**MEDIUM-HEAVY CODES:** XNT = Low Cab Forward. D = Conventional Cab. S = School Bus. W = 4-Wheel Drive.

AR=Use as Required \* =New Part Number Printed in U.S.A. June, 1982

PANELS, EXTERIOR - PILLARS - REINFORCEMENTS  
EXTENSIONS AND FILLERS  
B, CB, MB

8323 700F



ITEM	PART NUMBER	QTY	MODEL	DESCRIPTION
<b>PANELS, EXTERIOR - PILLARS - REINFORCEMENTS EXTENSIONS AND FILLERS B, CB, MB</b>				
1	4081 301	1	B-1-2-3	PANELS, Side w/o Wdo., w/109" W.B. Left
	4080 153	1	B-1-2-3	w/Wdo., w/109" W.B. Left, 1978-9
	4160 128	1	B-1-2-3	1980-81
	4081 303	1	B-1-2-3	w/o Wdo., w/127" and 127 Ext. W.B., Left
	4080 155	1	B-1-2-3	w/Wdo., w/127" and 127" Ext. W.B., Left, 1978-9
	4160 129	1	B-1-2-3	1980-81
	4038 812	2	CB-MB	Cab,Side
2	4080 270	1	B-1-2-3	PANEL, Rr. Corner, w/109" and 127" W.B., Right - 1978
	4084 860	1	B-1-2-3	1979-80-81, Up To 10-13-80
	4212 998	1	B-1-2-3	1981, After 10-13-80
	4080 269	1	B-1-2-3	LEFT - 1978
	4084 859	1	B-1-2-3	1979-80-81
	4080 150	1	B-2-3	W/127" Ext. W.B., w/o Wdo. Right (w/Dual Rr. Cargo Drs.)
	4080 152	1	B-1-2-3	Right (w/Single Rr. Cargo Dr.)
	4080 151	1	B-1-2-3	Left (w/Single & Dual Cargo Drs.)
	4087 212	1	B-1-2-3	127" Ext. W.B. w/Wdo., Right( w/Dual Cargo Drs.)
	4087 214	1	B-1-2-3	Right, (w/Single Rr. Cargo Dr.)
	4087 215	1	B-1-2-3	Left, (w/Dual & Single Cargo)
4	4080 164	1	B-1-2-3	PANEL, Right Side Rr. w/109" W.B., w/o Wdo., w/Hinge Door
	4080 158	1	B-1-2-3	w/ Windows, w/Hinge Door
	4080 164	1	B-1-2-3	w/o Windows, w/Sliding Door
	4080 162	1	B-1-2-3	w/Windows, w/Sliding Door
	4080 168	1	B-1-2-3	w/127" & 127" Ext. W.B., w/o Wdo., w/Hinge Dr.
	4080 154	1	B-1-2-3	w/Windows, w/Hinge Doors
	4080 168	1	B-1-2-3	w/o Windows, w/Sliding Door
	4080 156	1	B-1-2-3	w/Windows, W/ Sliding Door
5	4081 599	1	B	REINFORCEMENT, Side Pnl.to U/Body Pnl. Left, w/109" W.B.
	4081 659	1	B	w/ 127" & 127" Ext. W.B.
6	4080 169	1	B	EXTENSION, Side Dr. Hge. Plr. Rr.to Step Sill,w/109" W.B., 1978-79-80
	4212 539	1	B	w/109" W.B.- 1981
	4080 171	1	B	w/109" W.B., w/ Sliding Door, 1978-79-80
	4212 535	1	B	1981
	4080 173	1	B	w/127" & 127" Ext., w/Hinge Pillar, Rear, 1978-79-80
	4212 541	1	B	1981
	4080 175	1	B	w/127" & 127" Ext., w/ Sliding Door, 1978-79-80
	4212 533	1	B	1981
7	2956 413	1	B-1-2-3	EXTENSIONS, Side Step Sill to Side Pnl. Lt. Only
	4080 167	1	B-1-2-3	Side Cargo Dr. Frt. Plr. to Step Sill , w/Sldg. Dr.
	4080 171	1	B-1-2-3	Side C/Dr. Rr. Plr.to Step Sill,w/Sldg. Dr. w/109"W.B.,1978-79-80
	4212 535	1	B-1-2-3	1981
8	2956 526	1	B1-2-3	REINFORCEMENT, Side Step Sill Frt.- Right
	4084 289	1	B1-2-3	Left - 1978
	4084 913	1	B1-2-3	Left, 1979-80-81
	4080 944	1	B-1-2-3	Side Step Sill Rr.,Right, 1978-79-80
	4212 560	1	B-1-2-3	1981
	4081 418	1	B1-2-3	Side Step Sill Inter.- Right
	4084 917	1	B1-2-3	Left
	4033 768	2	B1-2-3	U/Body Rear Sill Outer Rr. Bumper Mtg.
	2956 100	1	CB-MB300	Side Pnl. to U/Body, Right

<b>LIGHT</b>	A = All Sport Utility (Ramcharger).	B = All Compact Models.	D = Conventional Cab.
<b>DUTY</b>	AD = 2 Wheel Drive Only (Ramcharger).	CB-MB = Compact Front Section Only.	W = Conventional Cab 4 Wheel Drive.
<b>CODES:</b>	AW = 4 Wheel Drive Only (Ramcharger).	P = Forward Control Chassis.	M = Motor Home.

**MEDIUM-HEAVY CODES:** XNT = Low Cab Forward. D = Conventional Cab. S = School Bus. W = 4-Wheel Drive.

AR=Use as Required

# =New Part Number

Printed in U.S.A.

June, 1982

# 1978-81 LIGHT DUTY TRUCK PARTS CATALOG

ITEM	PART NUMBER	QTY	MODEL	DESCRIPTION
<b>PANELS, EXTERIOR - PILLARS - REINFORCEMENTS EXTENSIONS AND FILLERS B, CB, MB</b>				
	3636 703	1	CB-MB300	Left
9	4084 333	1	B-BF-1-2-3	BRACKET, U/Body Long Rail Reinf. to Side Pnl. RT.
	3636 217	1	B-BF-1-2-3	Rear Spring Support, Left
10	2956 095	1	B-1-2-3	PANEL, Front Step Sill, Left
	4113 125	1	B-1-2-3	PANEL ASSY., Side Step Sill, w/Hinge Cargo Doors, w/109" W.B., Right
	4113 123	1	B-1-2-3	Hinge Cargo Doors, w/127" & 127 Ext. W.B. - Right
	4080 282	1	B-1-2-3	w/Sliding Door, w/109" W.B. - Right
	4080 184	1	B-1-2-3	w/Sliding Door, w/127" & 127 Ext. W.B. - Right
	3495 802	2	CB-MB300	Side Step Sill
	2480 957	AR	B-CB-MB	PLUG, Side Step Sill - Drain Hole
11	4080 161	1	B	REINFORCEMENT, Side C/Dr. Hge.& Sldg. w/109" W.B.
	4080 306	1	B	w/ 127" & 127" Ext. W.B.
12	4080 157	1	B	PILLAR, Side C/Dr. Hge. Rear, All W.B.
	4080 159	1	B	w/Sliding Door,Rr. All W.B.
13	4081 839	1	B1-2-3	PILLAR ASSY., Side Lock Frt.Dr., All W.B. - Left
	3739 205	1	CB-MB300	Left, 1978-9
	4168 375	1	CB-MB300	Left, 1980-81
	4080 178	1	B1-2-3	Side Lock - Frt. Right - Hge. Dr. - 1978
	4113 369	1	B1-2-3	1979
	4168 430	1	B1-2-3	1980-81
	3739 204	1	CB-MB300	Right - 1978
	4080 180	1	B1-2-3	Side Lock - Frt. Right - Sldg. Dr. - 1978
	4113 370	1	B1-2-3	1979
	4166 698	1	B1-2-3	1980 - Up to 11-19-79
	4168 690	1	B1-2-3	1980-81, After 11-19-79
	2956 415	1	B-1-2-3	FILLER - s/Lock Plr. To Side Step Sill Reinf. Lt.
14	4080 959	1	B-1-2-3	FILLER, Side Cargo Hge.& Sldg.Dr. Plr. Upr. Rear, All W.B.
	2956 880-1	1	B-1-2-3	FILLER - Rear Cargo Dr. Hge Plr. To Hdr. Pnl.
15	4087 939	1	B	PILLAR, Rear w/ Single C/Dr., Right - 1978
	4113 372	1	B	Right, 1979-80-81
	4083 787	1	B	Left - 1978
	4113 373	1	B	Left, 1979-80-81
	4087 940	1	B	Right, w/Dual Rr. Cargo Dr. - 1978
	4113 372	1	B	1979-80-81
	4083 787	1	B	Left - 1978
	4113 373	1	B	1979-80-81
	4166 722-3	1	B	FILLER, Rear Plr. Lwr. Close Off (Not Shown)
16	4087 126	1	B	REINF.,Rear Dual & Single C/Dr., Right, 1978-9
	4168 434	1	B	Right, 1980-81
	4083 767	1	B	Left, 1978-9
	4168 435	1	B	Left, 1980-81
	2956 284-5	1	B	REINFORCEMENT, Rr. C/Dr. Hge Plr. To Rr. Sill, Inner
17	4080 303	1	B1-2-3	PANEL, Side Pnl.to U/Body Pnl. Inner - Rr., 1978-79-80-81,Up To 8-1-80
	4212 542	1	B1-2-3	After 8-1-80
	4080 301	1	B1-2-3	Rear,Outer to U/Body S/Pnl.- Rt.,1978-79-80-81, Up To 1-26-81
	4212 540	1	B1-2-3	Right,After 1-26-81
18	4083 464	1	B	PANEL, W/Hse. Assy. & Side Rr. Rt.,1978-79-80
	4212 836	1	B	Right - 1981
	4087 121	1	B	Left, 1978-79-80

**LIGHT** A = All Sport Utility (Ramcharger). B = All Compact Models. D = Conventional Cab.  
**DUTY** AD = 2 Wheel Drive Only (Ramcharger). CB-MB = Compact Front Section Only. W = Conventional Cab 4 Wheel Drive.  
**CODES:** AW = 4 Wheel Drive Only (Ramcharger). P = Forward Control Chassis. M = Motor Home.

**MEDIUM-HEAVY CODES:** XNT = Low Cab Forward. D = Conventional Cab. S = School Bus. W = 4-Wheel Drive.



BODY

# 1978-81 LIGHT DUTY TRUCK PARTS CATALOG

ITEM	PART NUMBER	QTY	MODEL	DESCRIPTION
<b>PANELS, EXTERIOR - PILLARS - REINFORCEMENTS EXTENSIONS AND FILLERS B, CB, MB</b>				
	4212 837	1	B	Left, 1981
19	4080 664	1	B-1-2	PANEL ASSY, U/Body Rr. Sill, Lower(w/109" & 127" W.B.)-1978
	4084 854	1	B-1-2	1979-80-81
	4080 666	1	B-1-2-3	w/127" Ext. W.B.
	4080 662	1	B-1-2-3	PANEL ASSY., U/Body Rr. Sill, Inner - 1978
	4084 852	1	B-1-2-3	1979
	4166 526	1	B-1-2-3	1980-81
	4084 090	1	B1-2-3	PANEL ASSY., U/Body Rr. Sill, Outer - Up To 5-1-78
	4084 876	1	B1-2-3	After 5-1-78
	4113 589	1	B1-2-3	1979
	4168 432	1	B1-2-3	1980-81
	4033 768	2	B1-2-3	REINFORCEMENT ASSY., U/Body Rr. Sill Outer Rr. Bumper Mtg.
	4084 092	1	B-1-2-3	U/Body w/Single Rr. Cargo Dr., Outer - Up To 5-1-78
	4084 856	1	B-1-2-3	After 5-1-78
	3495 810	1	CB-MB300	U/Body w/109" and 127" W.B.
	4113 589	1	B	1979
	4168 432	1	B	1980-81
20	4084 552-3	1	B	REINFORCEMENT, Rr. Spring Mtg. Brkt. To Side Pnl.
	4081 526-7	1	B	Extension, Rr. Spring Rr. Mtg. Brkt. To Side Pnl. Reinf.
21	4083 458	1	B	EXTENSION, w/House Rr. Pnl., Frt. Outer - Right
	4083 460	1	B	w/Sliding Dr., Right
	2956 275	1	B	Left
22	3639 148-9	1	B	REINFORCEMENT ASSY., Side Rr. Cnr. Pnl. Rr. Bmpr. Mtg.
23	2956 284-5	1	B	REINFORCEMENT, Rr. C/Dr. Hge. Plr. To Rr. Sill Inner
-	4087 122-3	1	B	BRACKET, Side & RR. C/Dr. Hge. Plr. Lower (Not Shown)
-	4087 124-5	1	B	Upper

<b>LIGHT</b>	A = All Sport Utility (Ramcharger).	B = All Compact Models.	D = Conventional Cab.
<b>DUTY</b>	AD = 2 Wheel Drive Only (Ramcharger).	CB-MB = Compact Front Section Only.	W = Conventional Cab 4 Wheel Drive.
<b>CODES:</b>	AW = 4 Wheel Drive Only (Ramcharger).	P = Forward Control Chassis.	M = Motor Home.

---

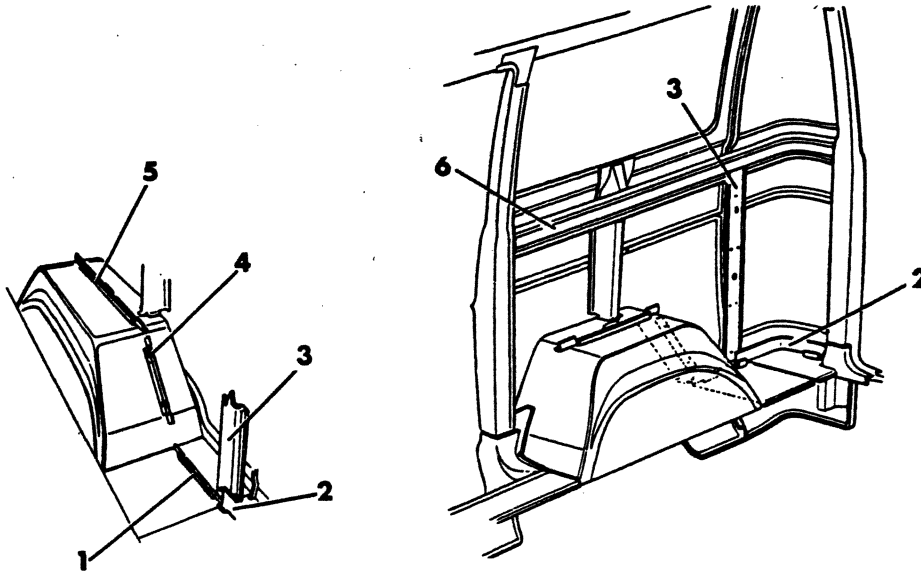
**MEDIUM-HEAVY CODES:** XNT = Low Cab Forward. D = Conventional Cab. S = School Bus. W = 4-Wheel Drive.

AR=Use as Required      # = New Part Number      Printed in U.S.A.      June, 1982

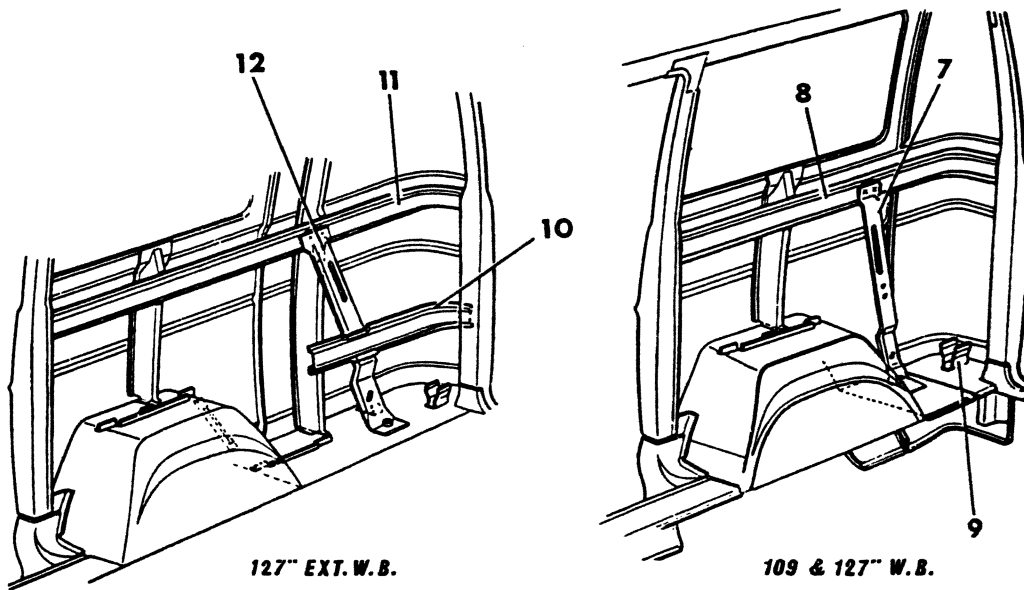
SUPPORTS AND CHANNELS (RIGHT)

B-1-2-3

8323 800



FLOOR MOUNTED SPARE WHEEL  
127" W.B. (TYPICAL OF 127" EXT. W.B.)



127" EXT. W.B.

109 & 127" W.B.

SIDE MOUNTED SPARE WHEEL

ITEM	PART NUMBER	QTY	MODEL	DESCRIPTION
<b>SUPPORTS AND CHANNELS (RIGHT)</b>				
<b>B-1-2-3</b>				
1		1		RETAINER, Floor (See Fig. 3300)
2		1		RETAINER, Lower Corner (See Fig. 3300)
3	4084 350	2		RETAINER, Rear Lower Corner
4		2		RETAINER, Side Wheelhouse - (See Fig. 3300)
5		1		RETAINER, Top Wheelhouse (See Fig. 3300)
6	4081 506	1		SUPPORT, Upper Right - Up To 6-1-78
	4084 902	1		After 6-1-78
7	4087 449	1		CHANNEL
8	4081 504	1		SUPPORT, Upper
9	3729 241	1		RETAINER, Jack Handle
10	4084 902	1		SUPPORT, Channel
11	4081 508	1		SUPPORT, Upper
12	4087 449	1		CHANNEL, Spare Wheel Mounting, Up To 3-24-81
	4262 096	1		CHANNEL ASSY., Wheel Mounting, After 3-24-81

<b>LIGHT</b>	A = All Sport Utility (Ramcharger).	B = All Compact Models.	D = Conventional Cab.
<b>DUTY</b>	AD = 2 Wheel Drive Only (Ramcharger).	CB-MB = Compact Front Section Only.	W = Conventional Cab 4 Wheel Drive.
<b>CODES:</b>	AW = 4 Wheel Drive Only (Ramcharger).	P = Forward Control Chassis.	M = Motor Home.

---

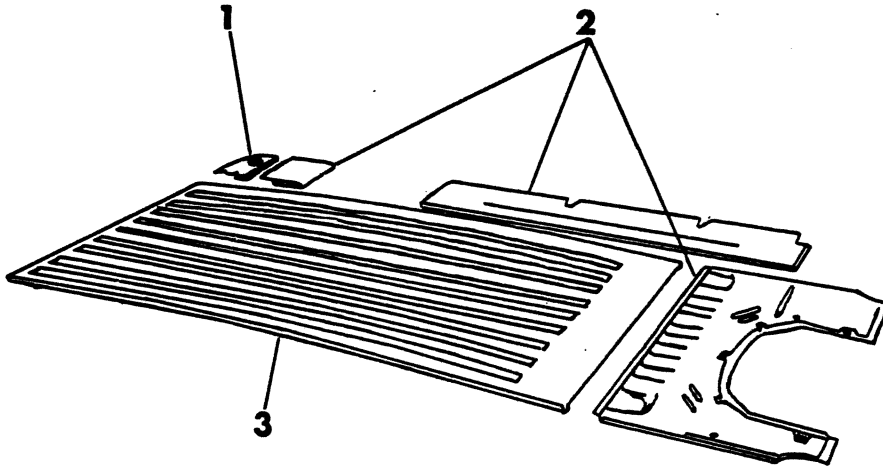
**MEDIUM-HEAVY CODES:** XNT = Low Cab Forward. D = Conventional Cab. S = School Bus. W = 4-Wheel Drive.

---

AR=Use as Required      # = New Part Number      Printed in U.S.A.      June, 1982

1323 900

FLOOR PAN  
B, CB, MB



ITEM	PART NUMBER	QTY	MODEL	DESCRIPTION
<b>FLOOR PAN</b>				
<b>B, CB, MB</b>				
1	3636 660	1		FILLER, Side Pnl. To Rr. U/Body Pnl. w/o Ext. Body Rt., 1978-79-80
	4212 518	1		Right - 1981
	4084 175	1		Left, 1978-79-80
	4212 519	1		Left, 1981
	4080 148	1		w/Extended Body, w/127" W.B., Rt., 1978-79-80
	4212 548	1		Right - 1981
	4080 149	1		Left, 1978-79-80
	4212 549	1		Left - 1981
	2956 880-1	1		Rear Cargo Dr. Hge. Plr. to Hdr. Pnl., Rt.
2	4081 541	1		PANEL, U/Body Front - 1978
	4113 529	1		1979
	4160 534	1		1980
	4262 124	1		1981, Up To 5-11-81
	4262 111	1		1981, After 5-11-81
	4081 657	1		Side Pnl. to U/Body Pnl. Frt. Lt. w/109 W.B.
	4080 271	1		w/127" & 127" Ext. W.B.
	4084 480	1		Side Pnl. to U/Body Pnl. Rr., Rt.
	4084 173	1		Side Pnl. to U/Body Rear, Left
	4113 577	1		Insulation - U/Body Frt. Floor
	4087 599	1		REINFORCEMENT ASSY., U/Body Frt. Pnl. 1978-9 (Not Shown)
	4166 293	1		1980-81, Up To 4-20-81
	4262 123	1		1981, After 4-20-81
3	3639 167	1		PANEL, Center, w/109" W.B.
	4084 094	1		109" W.B., w/o Holes., 1978-79-80
	4211 803	1		1981
	3639 168	1		w/127" and 145" W.B.
	4084 096	1		w/127", w/o Holes, 1978-79-80
	4211 804	1		1981
	4038 764	1	CB-MB	U/Body Flr., Center
	4080 143	1	B	EXT. Center Panel, w/127" W.B. and 145" W.B.
---	4083 137	1	CB-MB	PANEL, U/Body Flr. Rr.
---	4083 138	1	CB-MB	EXTENSION, U/Body Flr. Rr.
---	4164 469	1	CB-MB	SHIELD, U/Body Rr. Floor Pnl. Heat Right (Not Shown)
---	4118 613	1	B-CB-MB	COVER, Clutch Rel. Rod Hole (Not Shown)

**LIGHT DUTY CODES:** A = All Sport Utility (Ramcharger). B = All Compact Models. D = Conventional Cab.  
 AD = 2 Wheel Drive Only (Ramcharger). CB-MB = Compact Front Section Only. W = Conventional Cab 4 Wheel Drive.  
 AW = 4 Wheel Drive Only (Ramcharger). P = Forward Control Chassis. M = Motor Home.

**MEDIUM-HEAVY CODES:** XNT = Low Cab Forward. D = Conventional Cab. S = School Bus. W = 4-Wheel Drive.

AR=Use as Required

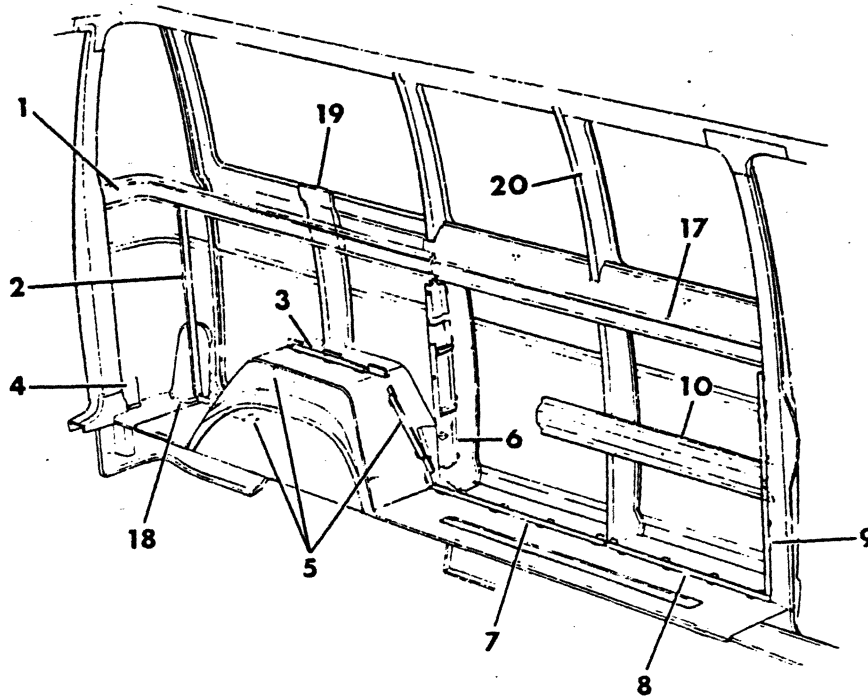
#=New Part Number

Printed in U.S.A.

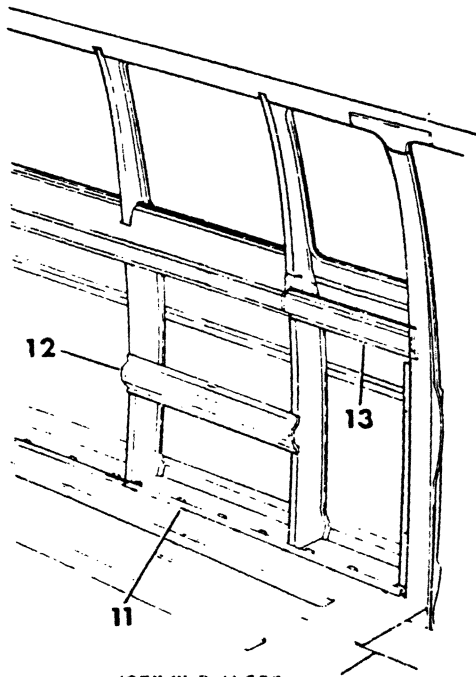
June, 1982

## SUPPORTS-STRAINERS & RETAINERS B1,2,3

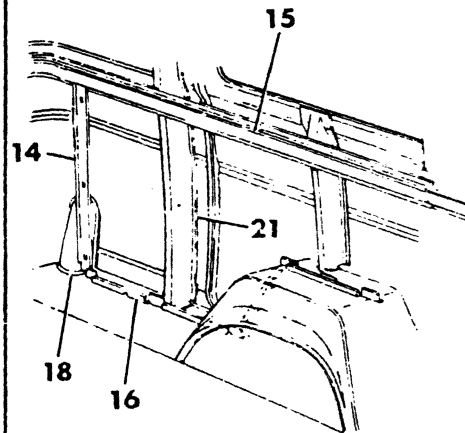
8323 1000A



109" W.B. (LEFT)



127" W.B. (LEFT)



127" EXT. W.B. (LEFT)

BODY

# 1978-81 LIGHT DUTY TRUCK PARTS CATALOG

ITEM	PART NUMBER	QTY	MODEL	DESCRIPTION
<b>SUPPORTS-STRAINERS &amp; RETAINERS</b>				
<b>B1,2,3</b>				
1	4081 505	1		SUPPORT,Upr.Rear w/109"W.B.
	4081 507	1		SUPPORT,Upr.Rear w/127"W.B.
2	4084 350	1		RETAINER,Lwr.Corner
3	4084 328	2		RETAINER,Top Wheelhouse
4		1		RETAINER,Rear Corner Lower (See Fig. 3300)
5	4084 328	3		RETAINER,Side Wheelhouse & Floor
6	4084 350	1		RETAINER,Vert.Strainer
7		1		RETAINER,Center Floor (See Fig. 3300)
8		1		RETAINER,Front Floor (See Fig. 3300)
9	4084 350	1		RETAINER,Lwr.Frt.Door Lock Pillar
10	4087 331	1		SUPPORT,Lwr.Pillar
11		1		RETAINER,Frt.Floor (See Fig. 3300)
12	3490 853	1		SUPPORT, Side Frt. Lwr. Lt.
13	4087 331	1		SUPPORT,Upper Frt.
14	4084 350	1		RETAINER,Corner Lwr.
15	4081 509	1		SUPPORT,Rear Upr. w/127 Ext. W.B.
16		1		RETAINER,Rear Floor (See Fig. 3300)
17	4084 827	2		SUPT.Vent Window Latch Mtg.,1978-79
	4212 603	1		1980-81
18	2956 290	1		COVER,Side Rr.Corner,Filler Tube Inner
	4084 174	1		OUTER
	4116 878	1		SHIELD, F/Filler Tube
	3636 231	1		SEAL,Cover
19	4081 420	AR		STRAINERS,Side Pnl.Vert.Short - ALL W.B. Left
	4080 121	AR		w/127"W.B.,w/Wdo., Left
	4084 117	AR	Van	Side Pnl.to W/House Long w/o Windows
	4080 125	AR	Wagon	Side Pnl.to W/House Short
	2956 502	AR		GUSSET, Strainer to U/Body Side Pnl.
20	4084 116	AR		STRAINERS,Side Pnl.Vert.- Long
	4081 216	1		REINFORCEMENT, Side Pnl. Lt. Vented Wdo. Opening -1978-79
	4081 216	1		Side C/Dr. Vented Wdo. Opening - 1978-79
21	4084 118	AR		STRAINER, Side Pnl. Vert. w/o Windows Rt. & Lt.
	4087 213	AR		Side Pnl. Vert. w/Windows Rt. & Lt.

**LIGHT** A = All Sport Utility (Ramcharger). B = All Compact Models. D = Conventional Cab.  
**DUTY** AD = 2 Wheel Drive Only (Ramcharger). CB-MB = Compact Front Section Only. W = Conventional Cab 4 Wheel Drive.  
**CODES:** AW = 4 Wheel Drive Only (Ramcharger). P = Forward Control Chassis. M = Motor Home.

**MEDIUM-HEAVY CODES:** XNT = Low Cab Forward. D = Conventional Cab. S = School Bus. W = 4-Wheel Drive.

AR=Use as Required


# = New Part Number

Printed in U.S.A.

June, 1982

GLASS AND WEATHERSTRIPS  
B - CB - MB

8323 1100C





BODY

# 1978-81 LIGHT DUTY TRUCK PARTS CATALOG

ITEM	PART NUMBER	QTY	MODEL	DESCRIPTION
<b>GLASS AND WEATHERSTRIPS</b>				
<b>B - CB - MB</b>				
1	4087 020-1	1		GLASS, Rear Corner, Curved, Clear
	4087 022-3	1		Tinted
	4087 024-5	1		Privacy
	4084 625	2		WEATHERSTRIP, Low Line
	4084 624	2		Mid, High and Premium
2	4084 514-5	1		GLASS, Side Panel, w/109" W.B., Clear
	4084 516-7	1		Tinted
	4084 518-9	1		Privacy
	4084 621	2		WEATHERSTRIP, Low Line, w/109" W.B.
	4084 626	2		Mid, High and Premium
	4084 520-1	1		GLASS, Side Panel, w/127"-127X" W.B., Clear
	4084 522-3	1		Tinted
	4084 524-5	1		Privacy
	4084 620	2		WEATHERSTRIP, Low Line, w/127"-127X" W.B.
	4084 619	2		Mid, High and Premium
3				GLASS, Side, Left, Front, Vented
	4081 235	1		w/o Band, Clear, 1978-9
	4081 237	1		w/o Band, Tinted, 1978-9
	4081 241	1		w/Band, Clear, 1978-9
	4081 243	1		w/Band, Tinted, 1978-9
	4081 245	1		w/Band, Privacy, 1978-9
				GLASS, Side, Left, Rear, Vented
	4081 234	1		w/o Band, Clear, 1978-9
	4081 236	1		w/o Band, Tinted, 1978-9
	4081 240	1		w/Band, Clear, 1978-9
	4081 242	1		w/Band, Tinted, 1978-9
	4081 244	1		w/Band, Privacy, 1978-9
	4081 660	1		WEATHERSTRIP, 1978-9
4	2956 198-9	1		GLASS, Front Door, Clear, 1978-9
	4160 574-5	1		1980-81
	2956 602-3	1		Tinted, 1978-9
	4160 576-7	1		1980-81
	3739 274-5	1		w/Band (School Bus Only) 1978-9
	4160 580-1	1		1980-81
5				WINDSHIELD
	2956 124	1		Clear, NAGS W760C, 1978-79
	4160 563	1		1980-81
	2956 127	1		Tinted, NAGS W760T, 1978-79
	4160 568	1		1980-81
	4166 742	1		Tinted,- Shaded Windshield, 1978-9
	4168 692	1		1980-81, w/Button
	4166 754	1		1980-81, w/o Button
	3493 882	1		WEATHERSTRIP, 1978-9
	4160 572	1		1980-81
NOTE: Order Windshields from your local MOPAR Glass Distributor.				
6	4087 928-9	1		GLASS, Front Door Vent, Clear, 1978-9
	4084 890-1	1		1980-81
	4087 930-1	1		Tinted, 1978-9
	4084 892-3	1		Tinted, 1980-81

<b>LIGHT DUTY CODES:</b>	A = All Sport Utility (Ramcharger).	B = All Compact Models.	D = Conventional Cab.
	AD = 2 Wheel Drive Only (Ramcharger).	CB-MB = Compact Front Section Only.	W = Conventional Cab 4 Wheel Drive.
	AW = 4 Wheel Drive Only (Ramcharger).	P = Forward Control Chassis.	M = Motor Home.

**MEDIUM-HEAVY CODES:** XNT = Low Cab Forward. D = Conventional Cab. S = School Bus. W = 4-Wheel Drive.

AR=Use as Required

# =New Part Number

Printed in U.S.A.

June, 1982

# 1978-81 LIGHT DUTY TRUCK PARTS CATALOG

BODY

ITEM	PART NUMBER	QTY	MODEL	DESCRIPTION
<b>GLASS AND WEATHERSTRIPS</b>				
<b>B - CB - MB</b>				
	4084 800-1	1		w/Band (School Bus Only)
7	4083 428-9	1		WEATHERSTRIP
	4084 510	2		GLASS, Side and Rear Doors, Fixed, Clear
	4084 511	2		Tinted
	4084 512	2		Privacy
	4084 628	2		WEATHERSTRIP, Side Cargo Dr. Fixed Wdo.
	4084 627	2		Rear Cargo Dr. Fixed Wdo.
				GLASS, Side & Rear Door Vented
	4081 264	2		Vented, w/o Band, Clear, 1978-9
	4160 170	2		1980-81
	4081 265	2		Vented, w/o Band, Tinted, 1978-9
4160 171	2		1980-81	
4081 269	2		Vented, w/Band, Clear, 1978-9	
4160 720	2		1980-81	
4081 271	2		Vented, w/Band, Tinted, 1978-9	
4160 721	2		1980-81	
4081 263	2		Vented, w/Band, Privacy, 1978-9	
4160 722	2		1980-81	
8	4081 665	2		WEATHERSTRIP, Vented
				GLASS, w/Sliding Door, One Piece - Fixed
	4081 252	1		Clear
	4081 253	1		Tinted
	4081 254	1		Privacy
	4084 622	1		WEATHERSTRIP, Side C/dr. Fixed
				GLASS w/Sliding Dr., One Piece Vented, 1980-81
	4160 120	1		Glass & Mldg. Vented Clear, 1980-81
	4160 121	1		Tinted, 1980-81
	4160 122	1		Privacy, 1980-81
4160 317	1		Glass w/o Mldg. Clear, 1980-81	
4160 321	1		Tinted, 1980-81	
4160 127	1		WEATHERSTRIP, Side C/dr. Vented, 1980-81	
9				GLASS, One Piece, Front, Left - FIXED
	4081 252	1		Clear
	4081 253	1		Tinted
	4081 254	1		Privacy
	4084 622	1		WEATHERSTRIP
				GLASS, One Piece Frt. Left, VENTED, 1980-81
	4160 120	1		Glass & Mldg. Vented Clear, 1980-81
	4160 121	1		Tinted, 1980-81
	4160 122	1		Privacy, 1980-81
	4160 317	1		Glass w/o Mldg. Clear, 1980-81
4160 321	1		Tinted, 1980-81	
4160 127	1		WEATHERSTRIP, Side Frt. Lt., 1980-81	
10				GLASS, One Piece, Single Rear Door, Fixed
	4081 252	1		Clear
	4081 253	1		Tinted
	4081 254	1		Privacy
	4084 623	1		WEATHERSTRIP, Single Rr. Dr. Low Line, Fixed, 1978-9
	4084 622	1		1980-81

**LIGHT** A = All Sport Utility (Ramcharger). B = All Compact Models. D = Conventional Cab.  
**DUTY** AD = 2 Wheel Drive Only (Ramcharger). CB-MB = Compact Front Section Only. W = Conventional Cab 4 Wheel Drive.  
**CODES:** AW = 4 Wheel Drive Only (Ramcharger). P = Forward Control Chassis. M = Motor Home.

**MEDIUM-HEAVY CODES:** XNT = Low Cab Forward. D = Conventional Cab. S = School Bus. W = 4-Wheel Drive.

AR=Use as Required

# =New Part Number

Printed in U.S.A.

June, 1982

BODY

# 1978-81 LIGHT DUTY TRUCK PARTS CATALOG

ITEM	PART NUMBER	QTY	MODEL	DESCRIPTION
<b>GLASS AND WEATHERSTRIPS</b>				
<b>B - CB - MB</b>				
	4084 618	1		Mid, High and Premium - Fixed, 1978-9
	4166 696	1		1980-81
				GLASS, One Piece Single Rr. Dr. Vented, 1980-81
	4160 120	1		Glass & Midg., Clear, 1980-81
	4160 121	1		Tinted, 1980-81
	4160 122	1		Privacy, 1980-81
	4160 317	1		Glass w/o Midg. Clear, 1980-81
	4160 321	1		Tinted, 1980-81
	4160 127	1		WEATHERSTIP, Rr. Vented Glass, 1980-81
	4084 911	AR		LOCKSTRIP OR RETAINER, Single Rr. C/Dr. W/Strip
				GLASS ASSY., Electric Heated Rr. Cargo Dr.- Fixed
	4084 723	1		Tinted
	4084 725	1		Privacy
	4055 775	1		TERMINAL, Elect. Heated Rr. C/Dr. Glass
11	4106 863	AR		LOCKSTRIP, Frt. w/Shield, 16 Ft. Roll, Bright
	4084 911	AR		LOCKSTRIP, Side & Rear Glass, Bright
	4057 107	AR		Black
12	4033 137	AR		CAP, Lockstrip or Retainer - 1978
	3794 247	AR		1979-80-81
13				GLASS, w/Sliding Cargo Door, 2 Piece
	4081 241	1		w/Band, Vented, Rear, Clear
	4081 235	1		w/o Band
	4081 243	1		w/Band, Vented, Rear, Tinted
	4081 237	1		w/o Band
	4081 245	1		w/Band, Vented, Rear, Privacy
	4081 240	1		w/Band, Vented, Front, Clear
	4081 234	1		w/o Band
	4081 242	1		w/Band, Vented, Front, Tinted
	4081 236	1		w/o Band
	4081 244	1		w/Band, Vented, Front, Privacy
	4081 660	1		WEATHERSTRIP
14	6026 815	2		SCREW, 1/4 - 20 X .50
15	4084 614	2		RETAINER, Rr. Crn. Pnl. Glass - Inside
16	2504 566	2		WASHER
17	3788 265	2		SPACER, Rr. Crn. Glass
18	3788 266	2		Gasket, Rr. Crn. Glass
19	4084 615	2		RETAINER, Rr. Crn. Pnl. Glass - Outside

<b>LIGHT</b>	A = All Sport Utility (Ramcharger).	B = All Compact Models.	D = Conventional Cab.
<b>DUTY</b>	AD = 2 Wheel Drive Only (Ramcharger).	CB-MB = Compact Front Section Only.	W = Conventional Cab 4 Wheel Drive.
<b>CODES:</b>	AW = 4 Wheel Drive Only (Ramcharger).	P = Forward Control Chassis.	M = Motor Home.

**MEDIUM-HEAVY CODES:** XNT = Low Cab Forward. D = Conventional Cab. S = School Bus. W = 4-Wheel Drive.

AR=Use as Required

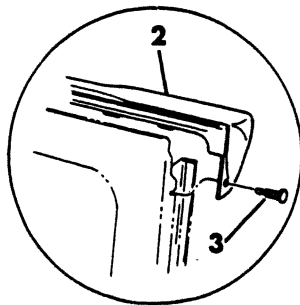
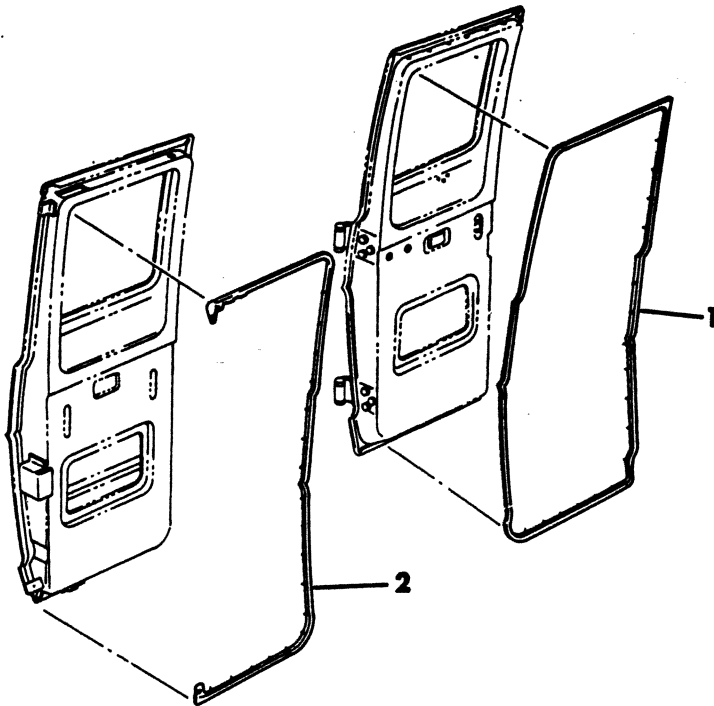
# =New Part Number

Printed in U.S.A.

June, 1982

5323 1300

WEATHERSTRIP - SIDE & REAR CARGO DOORS  
B1,2,3



ITEM	PART NUMBER	QTY	MODEL	DESCRIPTION
------	-------------	-----	-------	-------------

**WEATHERSTRIP - SIDE & REAR CARGO DOORS  
B1,2,3**

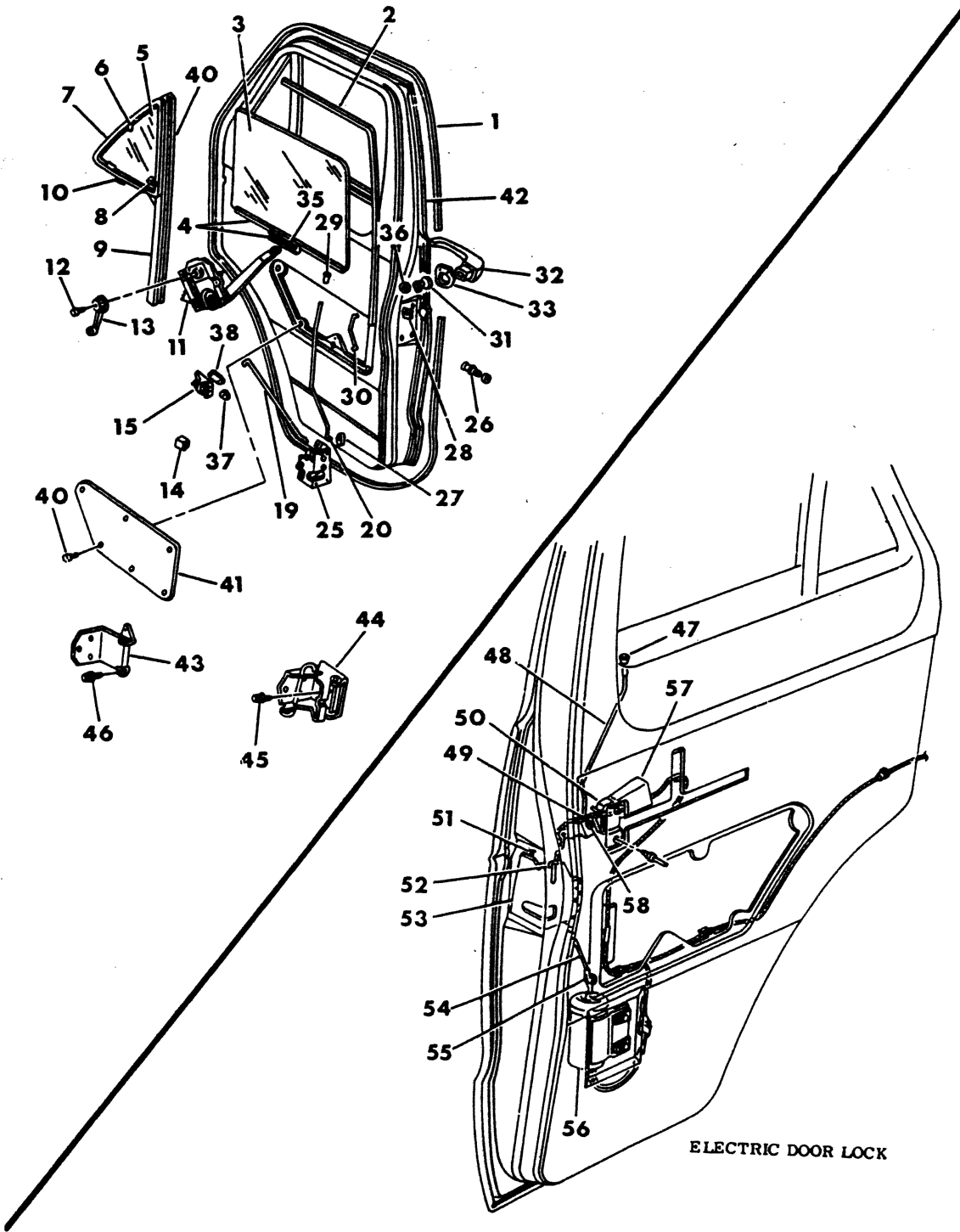
1	4087 141	1		WEATHERSTRIP,Side Cargo Door,Frt.	
	4087 142	1		Rear Cargo Door Right	
	4081 598	1		WEATHERSTRIP,Side Cargo Door Rear	
	4087 143	1		Rear Cargo Door Left	
	3493 825	2		Header,Side And Rear w/Studs	
2	3729 425	2		w/o Studs	
	3498 298	AR		BAFFLE,Side And Rear Cargo Doors	
	3	3759 944	4		RETAINER,Plastic

<b>LIGHT</b>	A = All Sport Utility (Ramcharger).	B = All Compact Models.	D = Conventional Cab.
<b>DUTY</b>	AD = 2 Wheel Drive Only (Ramcharger).	CB-MB = Compact Front Section Only.	W = Conventional Cab 4 Wheel Drive.
<b>CODES:</b>	AW = 4 Wheel Drive Only (Ramcharger).	P = Forward Control Chassis.	M = Motor Home.
<b>MEDIUM-HEAVY CODES:</b> XNT = Low Cab Forward. D = Conventional Cab. S = School Bus. W = 4-Wheel Drive.			

AR=Use as Required      # =New Part Number      Printed in U.S.A.      June, 1982

8323 1400D

## DOOR SHELL FRONT (WITH GLASS & HARDWARE) B - CB - MB



BODY

**1978-81 LIGHT DUTY TRUCK PARTS CATALOG**

ITEM	PART NUMBER	QTY	MODEL	DESCRIPTION
<b>DOOR SHELL FRONT (WITH GLASS &amp; HARDWARE) B - CB - MB</b>				
1	4084 696-7	1	ALL	WEATHERSTRIP,Frnt.Door - Up To 2-1-80
	4217 552-3	1	ALL	After 2-1-80
	4240 920	AR	ALL	RETAINER, Frt. Dr. W/Strip
2	4082 007	2	ALL	RUN,Frnt.Door Glass - Up To 11-1-78
	4113 859	2	ALL	After 11-1-78
	2956 614	1	ALL	Lower
3	2956 198-9	1	ALL	GLASS,Frnt Door Clear, 1978-9
	4160 574-5	1	ALL	1980-81
	2956 602-3	1	ALL	Tinted, 1978-9
	4160 576-7	1	ALL	1980-81
	3739 274-5	1	B	w/Band, 1978-9
	4160 580-1	1	B	1980-81
4	3899 564	AR	ALL	WEATHERSTRIP,Frnt.Door Glass, 1978-9
	4161 674-5	AR	ALL	1980-81
	2217 508	AR	ALL	Clip, Frt. Dr. Glass W/Strip
5	4087 928-9	1	ALL	GLASS & BASE, Vent Wing Clear, 1978-9
	4084 890-1	1	ALL	1980-81
	4087 930-1	1	ALL	Tinted, 1978-9
	4084 892-3	1	ALL	1980-81
	4084 800-1	1	ALL	Tinted, w/Band (w/School Bus Pkg.)
6	2932 436-7	1	ALL	PIVOT PKG., Upper Vent Wing
	1708 996	2	ALL	GROMMET,Vent Glass
	3759 080	2	ALL	WASHER,Vent Glass, Upper Pivot
	3759 079	2	ALL	GASKET, Vent Wing Upper Pivot
	3759 081	AR	ALL	SPACER, Frt. Dr. Vent Wing Upper Pivot
	3788 477	2	ALL	CLAMP,Frnt. Dr. Vent Wing Lower Pivot Tention
7	4083 428-9	1	ALL	WEATHERSTRIP,Vent Wing Glass, 1978-9
	4166 496-7	1	ALL	1980-81,Up To 3-2-81
	4217 636-7	1	ALL	1981,After 3-2-81
8	4106 864-5	1	ALL	HANDLE, Vent Wing , Up To 9-1-80
	4240 998-9	1	ALL	After 9-1-80
	9409 633	2	ALL	PIN,Vent Wing Handle
	3788 265	2	ALL	SPACER, Frt. Dr. Vent Wing Handle
	3788 266	2	ALL	GASKET, Frt. Dr. Vent Wing Handle
	4084 894-5	1	ALL	CHANNEL & FRAME, Vent Wing
9	4212 354-5	1	ALL	LATCH STRIKER, V/Wing Div. Channel
	6031 264	2	ALL	SNAP NUT, v/Wing To Frnt. Dr. Upper Inner Pnl.
	2894 475	2	ALL	ROD,Vent Wing Adjusting
11	4080 946-7	1	ALL	REGULATOR,Frnt.Door Wdo.
	4083 074-5	1	ALL	PLATE & PRC.NUT,Regulator
	3493 811	2	ALL	SPRING,Rugulator Assist.
	6027 221	2	ALL	SCREW,Window Regulator
13	3861 473	2	ALL	HANDLE,Window Regulator - Up To 10-20-78
	3882 246	2	ALL	After 10-20-78
	3882 764	2	ALL	1980-81
	2935 231	2	ALL	SPACER,Window Regulator
	4160 852	2	ALL	1980-81
14	2935 294-5	1	ALL	HANDLE,Remote Control - Up To 12-21-78
	4118 678-9	1	ALL	After 12-21-78

**LIGHT DUTY CODES:**  
 A = All Sport Utility (Ramcharger).      B = All Compact Models.      D = Conventional Cab.  
 AD = 2 Wheel Drive Only (Ramcharger).      CB-MB = Compact Front Section Only.      W = Conventional Cab 4 Wheel Drive.  
 AW = 4 Wheel Drive Only (Ramcharger).      P = Forward Control Chassis.      M = Motor Home.

**MEDIUM-HEAVY CODES:** XNT = Low Cab Forward. D = Conventional Cab. S = School Bus. W = 4-Wheel Drive.  
 AR=Use as Required      # = New Part Number      Printed in U.S.A.      June, 1982

# 1978-81 LIGHT DUTY TRUCK PARTS CATALOG

BODY

ITEM	PART NUMBER	QTY	MODEL	DESCRIPTION
<b>DOOR SHELL FRONT (WITH GLASS &amp; HARDWARE) B - CB - MB</b>				
	181 063	1	ALL	SCREW,Handle Remote Control
15	3670 808-9	1	ALL	REMOTE CONTROL,Frnt.Door
19	3636 034-5	1	ALL	LINK,Lock Remote Control
20	2956 168-9	1	ALL	LINK,Lock to Locking Knob
21		2	ALL	BRACKET,(Serviced in Door Shell)
22	2956 982	2	ALL	BUMPER,Front Door Glass
23		2	ALL	BOLT,(Not Serviced)
24	3639 115	AR	ALL	BUMPER,Front Door
25	4082 058-9	1	ALL	LOCK,Frnt Door
	3760 130-1	1	ALL	Clip, Frt. Dr. Lock
26	3454 485	2	ALL	STRIKER,Frnt.Door Lock
27	2945 108-9	1	ALL	CLIP,Remote Control Lever to Lock Link
28	2583 377	AR	ALL	RETAINER,Lock Cylinder
29	3419 209	2	ALL	KNOB, Locking
30	4082 070	2	ALL	LINK,Frnt.Door Outside Handle to Lock
	3731 336-7	1	ALL	LINK,Frnt.Door Lock Cyl. To Lock- Up To 4-15-78
	4113 518-9	1	ALL	After 4-15-78
	4131 618-9	1	ALL	1981
31	2958 635	1	ALL	CYLINDER and KEY PKG.
32	4083 476-7	1	ALL	HANDLE,Frnt.Door Outside
	4026 414-5	1	ALL	REPAIR PKG. Outside Handle
33	4038 757	2	ALL	GASKET,Handle
	4038 756	2	ALL	Handle, Front
	2216 279	2	ALL	Handle, Push Button
34	3419 209	2	ALL	KNOB,Locking
35	4080 938-9	1	ALL	CHANNEL,Frnt.Door Glass Lwr., 1978-9
	4161 650-1	1	ALL	1980-81
36	2583 860	2	ALL	GASKET,Lock Cylinder
37	2945 108-9	1	ALL	CLIP,Remote Control to Lock Link
38		2	ALL	T/Plate (Serv.in Door Shell)
39	2862 052-3	1	ALL	BUMPER,Remote Control Lever
40	4082 009	2	ALL	RUN,Division Channel
41	2956 442-3	1	ALL	PLATE,Frnt.Door Access.
42	4080 274-5	1	ALL	DOOR ASSY, Frt. - 1978
	4087 626-7	1	B1,2,3	1979
	4212 742-3	1	B,CB	DOOR ASSY, Lo/Line w/o Stereo Spkrs.- 1980
	4217 590-1	1	B,CB	1981
	4212 844-5	1	B,MB	Mid., Hi.& Prem Line w/Speakers - 1980
	4217 622-3	1	B,MB,CB	1981
	4160 178-9	1	ALL	PANEL,Repair Frnt.Door, 1978-79-80
	4217 586-7	1	ALL	1981
	4087 840-1	1	B1,2,3	REINFORCEMENT, Frt. Dr. Inr. Pnl.
43	4038 716-7	1	ALL	HINGE,Frnt Door Up.
	2486 468	AR	ALL	Bushing, Hinge
44	2956 184-5	1	ALL	HINGE,Frnt Door Lower
	2583 568	2	ALL	BAR - Frt. Dr. Hng., Lower Torsion (Not Shown)
	6023 576	2	ALL	PIN,Upper Hinge Frnt.Door
	6022 891	2	ALL	PIN,Lower Hinge Frnt.Door
45		AR	ALL	SCREW,Hinge 3/8-16x1"

**LIGHT DUTY CODES:** A = All Sport Utility (Ramcharger). B = All Compact Models. D = Conventional Cab.  
 AD = 2 Wheel Drive Only (Ramcharger). CB-MB = Compact Front Section Only. W = Conventional Cab 4 Wheel Drive.  
 AW = 4 Wheel Drive Only (Ramcharger). P = Forward Control Chassis. M = Motor Home.

**MEDIUM-HEAVY CODES:** XNT = Low Cab Forward. D = Conventional Cab. S = School Bus. W = 4-Wheel Drive.



ITEM	PART NUMBER	QTY	MODEL	DESCRIPTION
<b>DOOR SHELL FRONT (WITH GLASS &amp; HARDWARE) B - CB - MB</b>				
46		AR	ALL	SCREW, Plate 10-24x1/2"
47	3861 518	2	ALL	KNOB, Locking, 1979-80-81
	4038 693	2	ALL	GROMMET, Locking Knob, 1979-80-81
48	4113 188-9	1	ALL	LINK, Door to Electric Switch, 1979-80-81
49	629 792	1	ALL	CLIP, Switch to Door Lock Link, Right, 1979-80-81
	3882 126	1	ALL	Left, 1979-80-81
50	2661 746	1	ALL	SWITCH, Frt. Dr. Elect., 1979-80-81
51	4131 618-9	1	ALL	LINK & CLIP PKG. Lock To Lock Cyl.
52	4114 660-1	2	ALL	BRACKET LEVER & LINK, Frt. Dr. Latch Elect., 1979-80-81
53	4082 058-9	1	ALL	LOCK ASSEMBLY
54	4113 292-3	1	ALL	LINK, Solenoid to Lock Assy., 1979-80-81
55	6027 371	1	ALL	CLIP, Solenoid to Lock Link, Left, 1979-80-81
	629 792	1	ALL	Right, 1979-80-81
56	3861 748-9	1	ALL	SOLENOID ASSEMBLY, 1979-80-81
57	2661 572	2	ALL	BOOT, Elect Dr. Lock, 1979-80-81
58	2661 118	2	ALL	SPRING, Switch Return Frt. Dr., 1979-80-81
—	3620 533	2	ALL	PROTECTOR STRIP, Frt. Dr. Edge. Rt. & Lt.

<b>LIGHT</b>	A = All Sport Utility (Ramcharger).	B = All Compact Models.	D = Conventional Cab.
<b>DUTY</b>	AD = 2 Wheel Drive Only (Ramcharger).	CB-MB = Compact Front Section Only.	W = Conventional Cab 4 Wheel Drive.
<b>CODES:</b>	AW = 4 Wheel Drive Only (Ramcharger).	P = Forward Control Chassis.	M = Motor Home.

**MEDIUM-HEAVY CODES:** XNT = Low Cab Forward. D = Conventional Cab. S = School Bus. W = 4-Wheel Drive.

AR=Use as Required

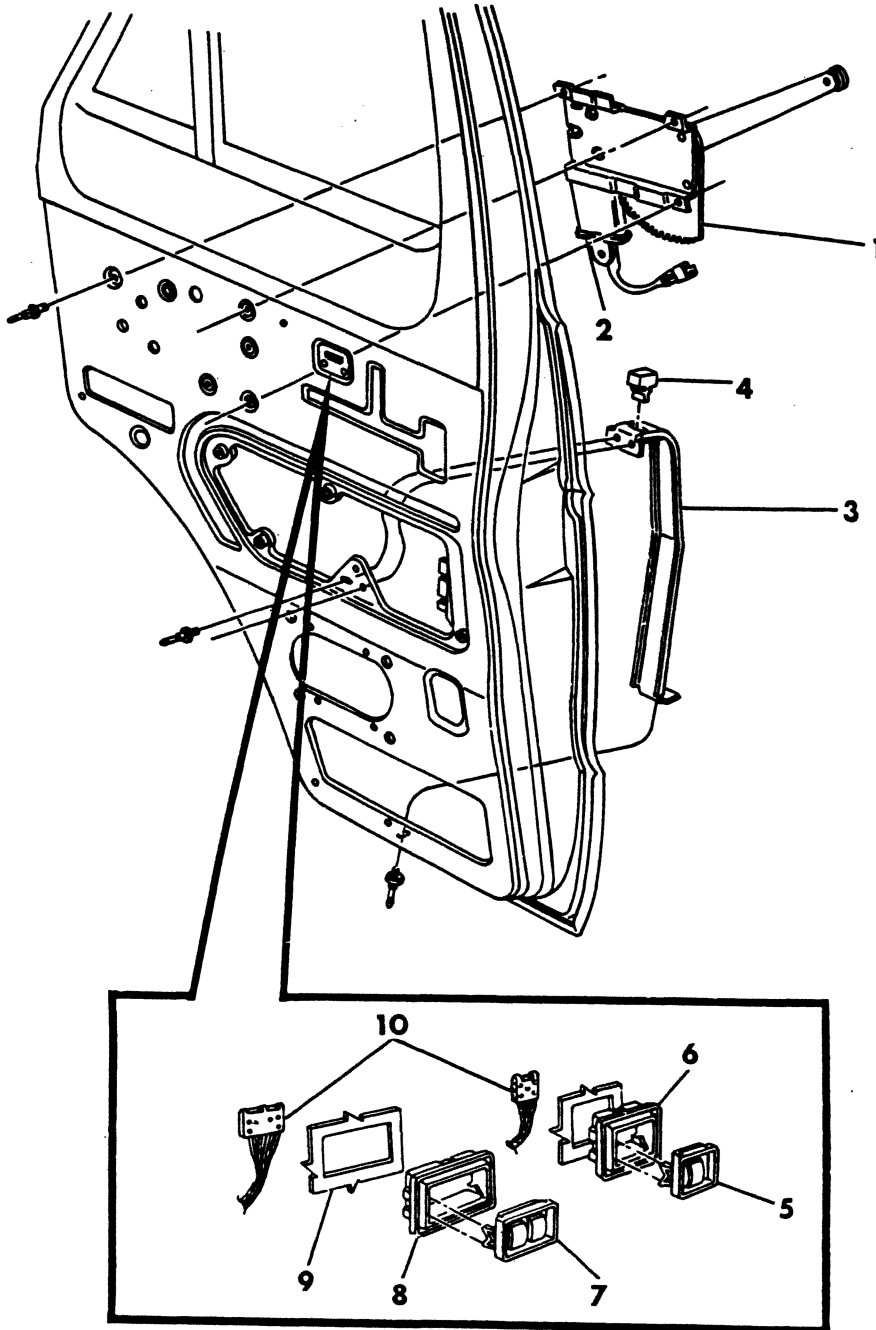
#=New Part Number

Printed in U.S.A.

June, 1982

8323 1450

## REGULATOR - ELECTRIC WINDOW B - MB 1980-81



ITEM	PART NUMBER	QTY	MODEL	DESCRIPTION
------	-------------	-----	-------	-------------

**REGULATOR - ELECTRIC WINDOW**  
**B - MB**  
**1980-81**

1	4166 894-5	1	B-MB	REGULAROR ASSY., Frt. Dr. Elect. Wdo.
	4113 498	2	B-MB	Spring, Frt. Dr. Elect. Wdo.
2	4166 124-5	1	B-MB	MOTOR & GEAR BOX, Frt. Dr. Elect. Wdo.
	4162 597	2	B-MB	Relay & Brkt., Wdo/Lift Safety
	9414 227	1	B-MB	Screw, Relay & Brkt. Mtg.
	2932 973	1	B-MB	Gear & Pinion, Frt. Dr. Elect. Wdo. Mtr.
	1316 863	1	B-MB	O-Ring, Frt. Dr. Elect. Wdo. Mtr.
	166 294	4	B-MB	Screw, Frt. Dr. Elect. Wdo. Mtr.
	9416 992	1	B-MB	NUT, Frt. Dr. Elect. Wdo. Mtr.
3	4160 340-1	1	B-MB	BRACKET, Frt. Dr. Elect. Wdo. Downstop
4	3759 910	2	B-MB	BUMPER, Frt. Dr. Elect. Wdo. Glass Downstop
5	4131 380	1	B-MB	SWITCH, Frt. Dr. w/Lift - Single, Right
6	4160 846	1	B-MB	BEZEL, Frt. Dr. w/Lift Switch, Right
7	4131 378	1	B-MB	SWITCH, Frt. Dr. w/Lift - Double, Left
8	4160 847	1	B-MB	BEZEL, Frt. Dr. w/Lift Switch, Left
9		1	B-MB	DOOR TRIM PANEL
10		1	B-MB	WIRE ASSY., Ref. To Fig. 8-8900

<b>LIGHT</b>	A = All Sport Utility (Ramcharger).	B = All Compact Models.	D = Conventional Cab.
<b>DUTY</b>	AD = 2 Wheel Drive Only (Ramcharger).	CB-MB = Compact Front Section Only.	W = Conventional Cab 4 Wheel Drive.
<b>CODES:</b>	AW = 4 Wheel Drive Only (Ramcharger).	P = Forward Control Chassis.	M = Motor Home.

**MEDIUM-HEAVY CODES:** XNT = Low Cab Forward. D = Conventional Cab. S = School Bus. W = 4-Wheel Drive.

AR=Use as Required

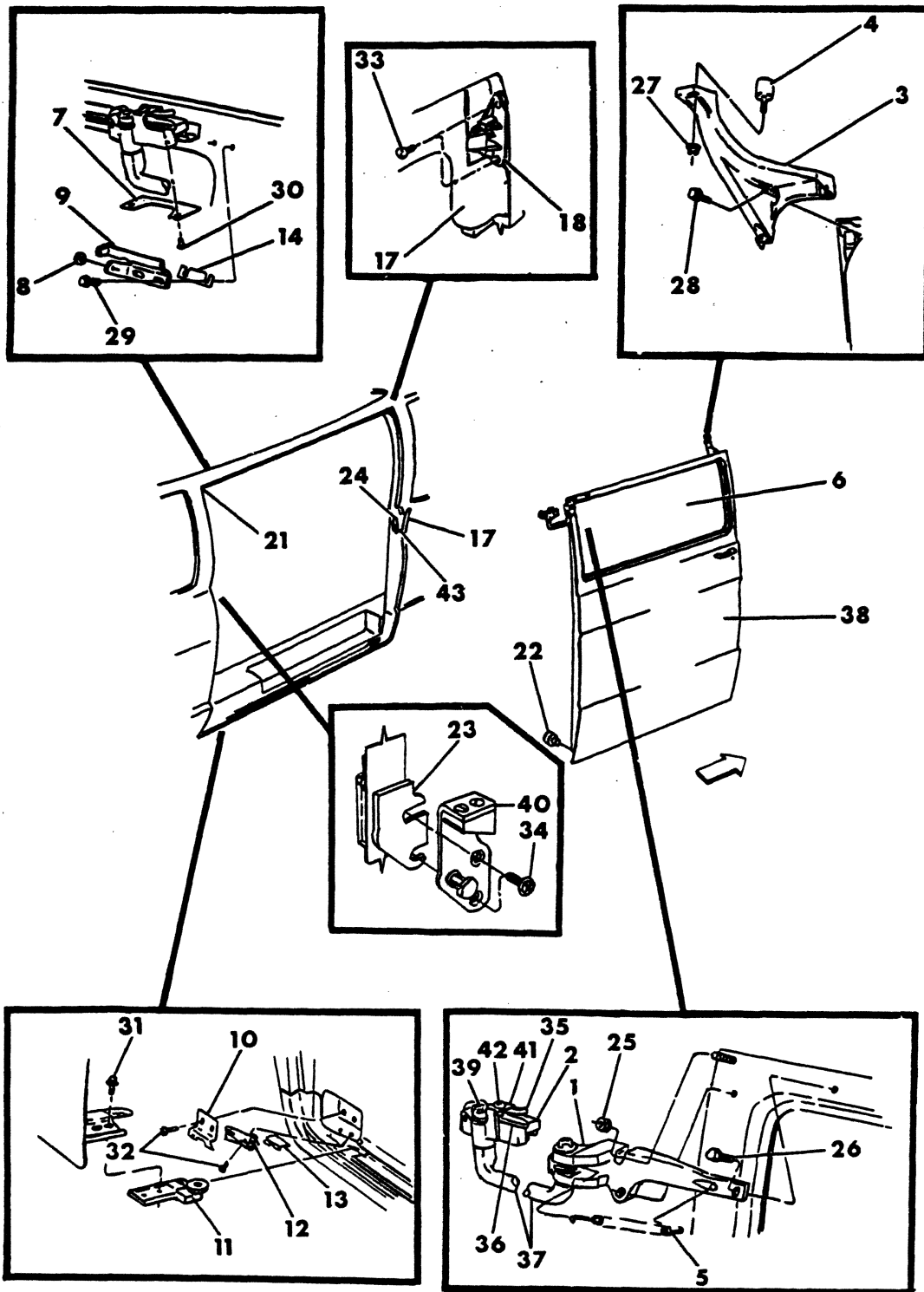
# = New Part Number

Printed in U.S.A.

June, 1982

8323 1500

DOOR, SLIDING  
HINGES-ROLLERS-&-ATTACHING PARTS  
B1,2,3



BODY

# 1978-81 LIGHT DUTY TRUCK PARTS CATALOG

ITEM	PART NUMBER	QTY	MODEL	DESCRIPTION
<b>DOOR , SLIDING HINGES-ROLLERS-&amp;ATTACHING PARTS B1,2,3</b>				
1	4084 564	1		HINGE,Door Half - Up To 2-1-79
	4113 851	1		From 2-1-79
	4211 641	1		After 5-19-80
2	3636 921	1		HINGE,Body Half - Up To 2-1-79
	4113 856	1		After 2-1-79
	4113 951	1		1980-81
	3636 923	1		GUIDE,Hinge Body Half - Up To 2-1-79
	4113 853	1		After 2-1-79
3	4080 276	1		BRACKET
4	4081 970	1		ROLLER
	4084 108	1		SPACER, Upper Roller (Not Shown)
5	3636 942	1		SPRING
	9414 118	1		PIN, Side C/Dr. Hge. Pivot Arm Cam Stop
6		1		GLASS, (See Fig. No. 23-1100)
7	3636 946	1		PLATE
8	4084 769	1		BUMPER, Side C/Dr. Hge. Outer Track
9	4084 130	1		STRIKER
10	3731 101	1		STRIKER, 1978-79-80
	4217 570	1		1981
11	3729 426	1		BRACKET,w/Roller
12	3729 540	1		BRACKET
13	3729 539	1		BUMPER
	3729 936	1		BUMPER,Rear Pillar
	3739 768	1		PLATE,Tapping,Rear Pillar Lock Striker
	3736 872	1		Hinge Track Housing Striker
14	3636 870	1		SPACER
17	4083 417	1		WEATHERSTRIP,Sliding Dr.
18	3731 504	1		WEDGE
21	3731 479	1		BUMPER(Square)
22	3731 480	1		BUMPER
23	3729 406	1		SPACER
24	3636 877	1		SPACER
25		1		NUT
26	9416 171	1		BOLT
27	118 614	1		NUT
28	6022 202	1		BOLT
29	6022 225	1		BOLT
30	6030 613	1		SCREW
31	3730 000	1		SCREW & WASHER
32		1		SCREW (Not Serv.)
33	6030 291	1		SCREW
34		1		SCREW,5/16-18x3/4(Not Serviced)
35	3636 932	1		CATCH,Upper - Up TO 5-19-80
	4211 425	1		After 5-19-80
	3636 934	1		SPRING
36	3636 936	1		CATCH,Lower - Up To 5-19-80
	4211 424	1		After 5-19-80
	3636 935	1		SPRING
	4084 129	1		Spacer, Side C/Dr. Hge. Striker Catch

<b>LIGHT</b>	A = All Sport Utility (Ramcharger).	B = All Compact Models.	D = Conventional Cab.
<b>DUTY</b>	AD = 2 Wheel Drive Only (Ramcharger).	CB-MB = Compact Front Section Only.	W = Conventional Cab 4 Wheel Drive.
<b>CODES:</b>	AW = 4 Wheel Drive Only (Ramcharger).	P = Forward Control Chassis.	M = Motor Home.

**MEDIUM-HEAVY CODES:** XNT = Low Cab Forward. D = Conventional Cab. S = School Bus. W = 4-Wheel Drive.

AR=Use as Required

# = New Part Number

Printed in U.S.A.

June, 1982

# 1978-81 LIGHT DUTY TRUCK PARTS CATALOG

BODY

ITEM	PART NUMBER	QTY	MODEL	DESCRIPTION	
<b>DOOR , SLIDING HINGES-ROLLERS-&amp;-ATTACHING PARTS B1,2,3</b>					
37	3636 924	1		ARM,Hinge - Up To 2-8-81	
	4217 644	1		After 2-8-81	
	4217 566	4		BEARING,Hinge Pivot Arm 1981 After 2-18-81	
	4217 567	4		WASHER,Hinge Pivot Arm Bearing,1981 After 2-18-81	
	3636 929	1		WASHER,Pivot Arm	
	3636 940	1		CAM,Pivot Arm Door Half - Up To 2-1-79	
	4113 852	1		From 2-1-79	
	4211 642	1		After 5-19-80	
	4084 128	1		CAM,Pivot Arm Body Half	
	3636 927	1		BUSHING,Pivot Arm	
	3636 938	1		BUSHING,Pivot Arm Upr.Door Half - Up TO 5-19-80	
	4211 422	1		After 5-19-80	
	38	4080 134	1		DOOR ASSY, Slidg. w/Window- 1978
		4084 741	1		1979
		4160 144	1		1980, Up To 1-15-80
4212 801		1		After 1-15-80	
4080 288				w/o Window - 1978	
4084 745		1		1979-80, Up TO 1-15-80	
4212 800		1		After 1-15-80	
4080 289		1		PANEL,Outside Repair w/o Window - 1978	
4113 273		1		1979-80-81	
4080 136		1		PANEL,Outside Repair w/Window - 1978	
4113 276		1		1979	
4160 142		1		1980-81	
39	3729 951	1		ROLLER,Hinge - Up To 2-1-79	
	4113 855	1		After 2-1-79	
	3639 949	1		WASHER,Upper Roller Shaft	
	3639 948	1		SHAFT,Upper Roller	
40	4038 836	1		STRIKER	
	2956 941	1		RETAINER, Side Step Sill Pnl.	
41	3636 931	1		PLATE,Hinge Striker Catch	
	3636 933	1		SPACER	
42	6030 085	1		BOLT	
43	3729 538	1		STRIKER,Front,Up To 8-11-80	
43	4217 647	1		After 8-11-80	
	3729 419	1		BUMPER, Striker	
	4267 885	1		HARDWARE PKG.,Sliding Cargo Door Hinge (Not Shown)	
				Consists Of :	
	4113 853	1		GUIDE	
	4211 424	1		CATCH,Lower	
	4211 425	1		CATCH,Upper	
	3636 934	2		SPRING	
	3636 931	1		PLATE	
	4084 129	2		SPACER	
6030 085	1		SCREW,Shoulder		
			SCREW,Flat (DNS)		

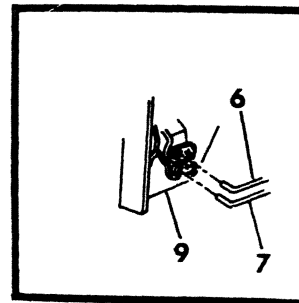
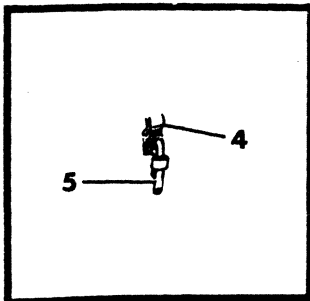
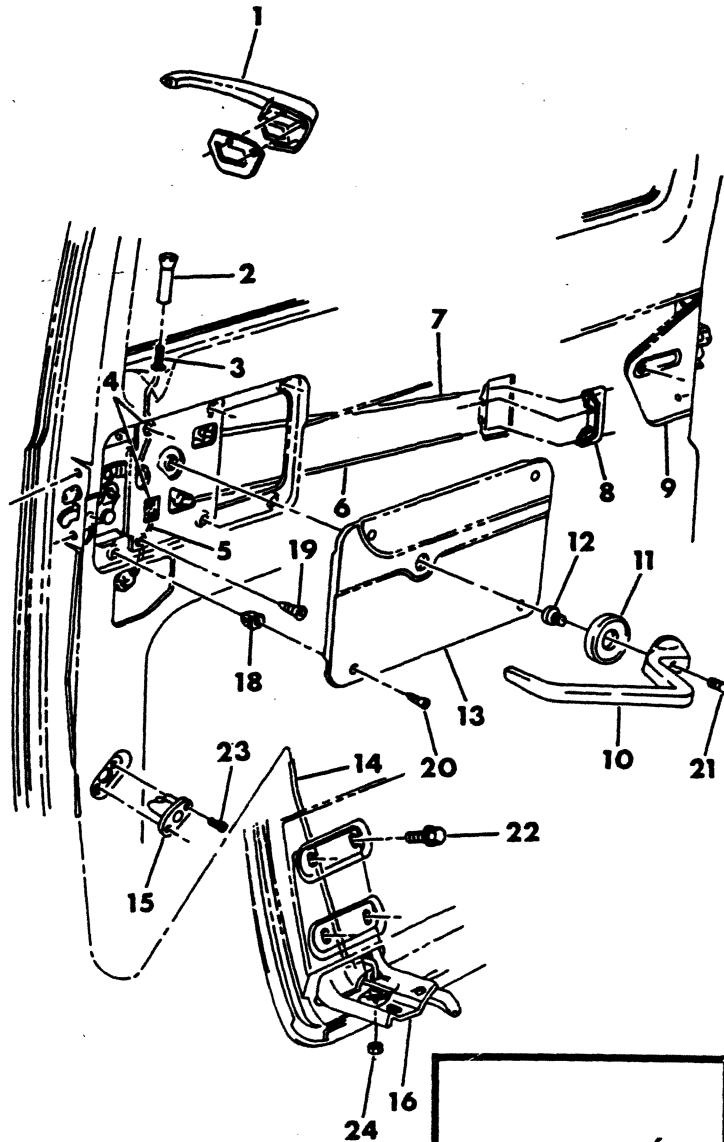
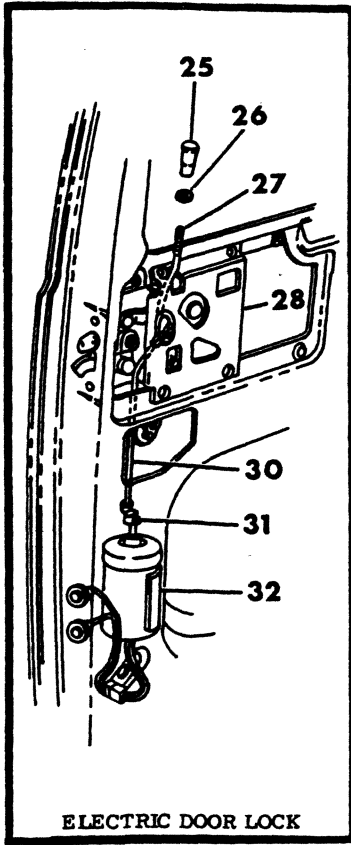
<b>LIGHT</b>	A = All Sport Utility (Ramcharger).	B = All Compact Models.	D = Conventional Cab.
<b>DUTY</b>	AD = 2 Wheel Drive Only (Ramcharger).	CB-MB = Compact Front Section Only.	W = Conventional Cab 4 Wheel Drive.
<b>CODES:</b>	AW = 4 Wheel Drive Only (Ramcharger).	P = Forward Control Chassis.	M = Motor Home.

**MEDIUM-HEAVY CODES:** XNT = Low Cab Forward. D = Conventional Cab. S = School Bus. W = 4-Wheel Drive.



8323 1600B

## DOOR SLIDING HANDLES-LOCK-STRIKERS B1,2,3





ITEM	PART NUMBER	QTY	MODEL	DESCRIPTION
------	-------------	-----	-------	-------------

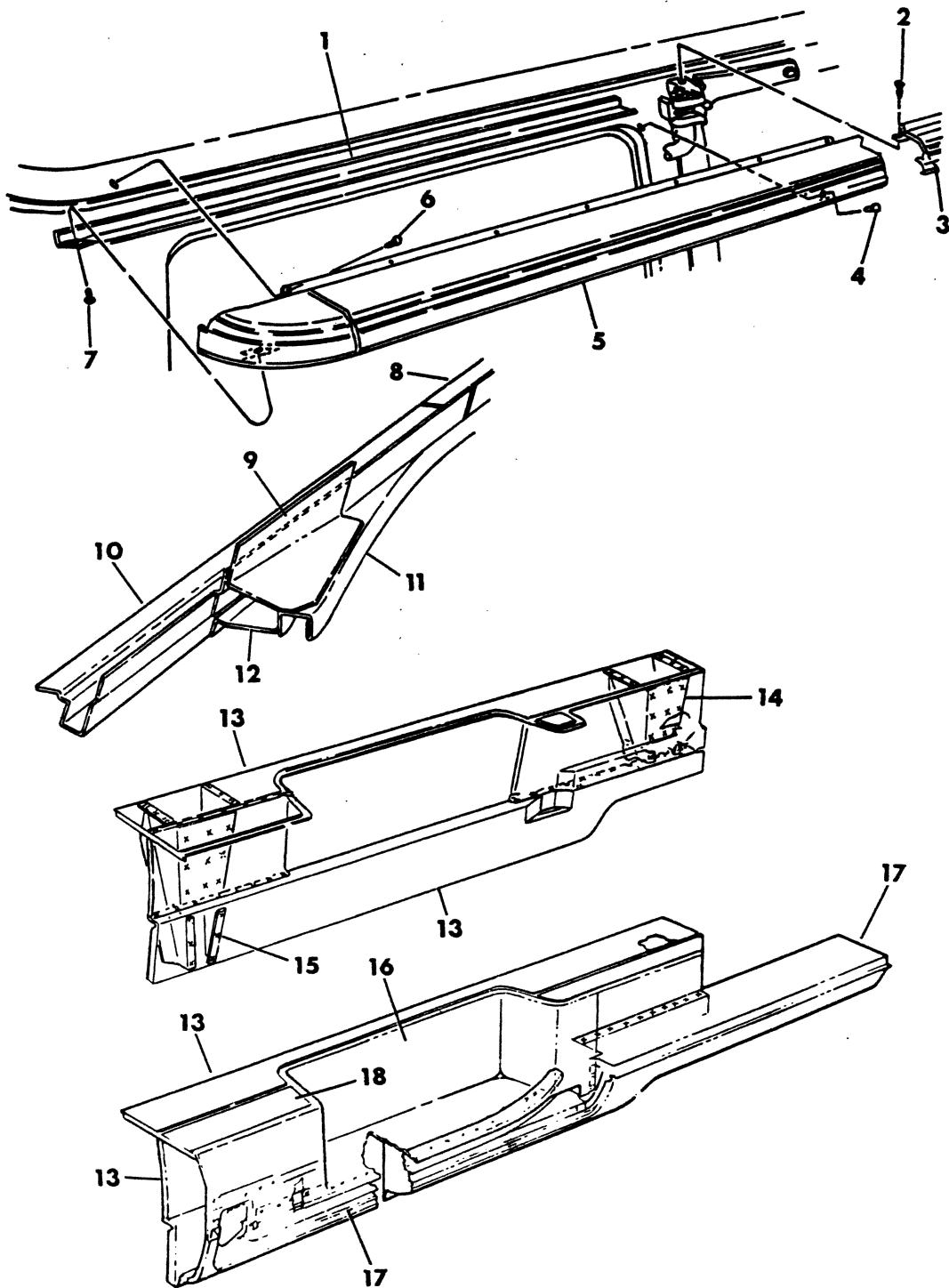
**DOOR SLIDING  
HANDLES-LOCK-STRIKERS  
B1,2,3**

1	4084 123			HANDLE, Slgd. Dr.
	4084 126			ESCUTCHEON, Outside Handle
	4084 125			SEAL, O/Side Handle
2	3419 209			KNOB
3	4081 654			LINK
4	4081 656			LATCH, Slgd. Dr. - 1978
	4113 332			1979-80-81
5	3731 304			LINK
6	3731 307			ROD
7	3731 306			ROD
8	3731 619			CLIP, Anti-Rattle
9	4038 837			LOCK, Slgd. Dr.
10	3731 384			HANDLE
11	3639 081			SPACER
	2950 491			Anti-Rattle
12	3731 385			ADAPTER
13	4081 417			COVER
14	3731 618			ROD
15	3731 492			GUIDE
16	3731 594			SUPPORT
17	6022 201			BOLT
18				NUT, (Not Serv.)
19	186 931			SCREW
20	9415 537			SCREW
21	6030 145			SCREW
22	6022 255			BOLT
23	6029 999			SCREW
24	6030 187			NUT
	6030 138			CLIP, Latch to Catch Rod Upper
	6030 139			CLIP, Frt. Latch to Rr. Lock Upr. Rod Rr.
	6030 117			CLIP, Frt. Latch to Locking Knob Link
25	3861 518	2		KNOB, Locking
26	4038 693	2		GROMMET, Knob
27	4081 654	2		LINK, Lock to Knob, 1979-80-81
28	4081 656	2		LATCH ASSY. Side C/Dr. Frt. Remote Control - 1978
	4113 332	2		1979-80-81
29	6030 117	2		CLIP, Link to Latch
30	4113 266	2		LINK, Solenoid to Lock, 1979-80-81
31	6027 371	2		CLIP, Link to Solenoid - 1979-80
32	3861 749	2		SOLENOID ASSEMBLY, 1979-80-81

<b>LIGHT</b>	A = All Sport Utility (Ramcharger).	B = All Compact Models.	D = Conventional Cab.
<b>DUTY</b>	AD = 2 Wheel Drive Only (Ramcharger).	CB-MB = Compact Front Section Only.	W = Conventional Cab 4 Wheel Drive.
<b>CODES:</b>	AW = 4 Wheel Drive Only (Ramcharger).	P = Forward Control Chassis.	M = Motor Home.
<b>MEDIUM-HEAVY CODES:</b>	XNT = Low Cab Forward.	D = Conventional Cab.	S = School Bus. W = 4-Wheel Drive.
AR=Use as Required	# = New Part Number	Printed in U.S.A.	June, 1982

8323 1700D

DOOR SLIDING  
TRACK COVERS RT.SIDE STEPWELL  
B1,2,3



BODY

# 1978-81 LIGHT DUTY TRUCK PARTS CATALOG

ITEM	PART NUMBER	QTY	MODEL	DESCRIPTION
<b>DOOR SLIDING TRACK COVERS RT.SIDE STEPWELL B1,2,3</b>				
1	4084 099	1		TRACK, Sliding Door
	4084 100	1		REINFORCEMENT, Hinge Track
	4084 926	1		REINFORCEMENT, Hinge Outer , Rear
	4084 142	1		REINFORCEMENT, Hinge Track , Front
	4084 143	1		REINFORCEMENT, Hinge Track , Rear
2		1		SCREW (DNS)
3	4084 105	1		COVER
4	9424 815	1		SCREW
5	4084 101	1		COVER, S/Rail Hinge Outer
	3756 357	1		BUMPER, S/Rail Hinge Outer Track Cover
6	9432 533	1		BOLT
7	9414 722	1		SCREW
8	4080 144	1		PANEL, Roof S/Rail Header, Rear
9	4084 107	1		SUPPORT, Roof S/Rail Upper Roller Track
10	4084 215	1		PANEL, S/Rail Header, Front
11	4087 399	1		TRACK, Roof Header Upper Roller
12	4080 278	1		PANEL, Roof Side Header, Outer
13	4083 140	1		PANEL, Side to U/Body Panel, w/109" W.B.
	4083 141	1		w/127" & 127 Ext. W.B.
14				BRACKET (Serviced in Item #1)
15	3636 980	1		BRACKET
16	4080 192	1		PANEL ASSY., Step Well
17	4080 282	1		SILL, Side w/109" W.B.
	4080 184	1		w/127" & 127 Ext. W.B.
18	4083 143	1		FILLER, Side Step Pnl. to Side Step Well Pnl., w/109" W.B.
	4083 144	1		w/127" & 127 Ext. W.B.
	4080 309	1		REINFORCEMENT, Step Well Panel to Step Sill (Not Shown)

**LIGHT** A = All Sport Utility (Ramcharger). B = All Compact Models. D = Conventional Cab.  
**DUTY** AD = 2 Wheel Drive Only (Ramcharger). CB-MB = Compact Front Section Only. W = Conventional Cab 4 Wheel Drive.  
**CODES:** AW = 4 Wheel Drive Only (Ramcharger). P = Forward Control Chassis. M = Motor Home.

**MEDIUM-HEAVY CODES:** XNT = Low Cab Forward. D = Conventional Cab. S = School Bus. W = 4-Wheel Drive.

AR=Use as Required

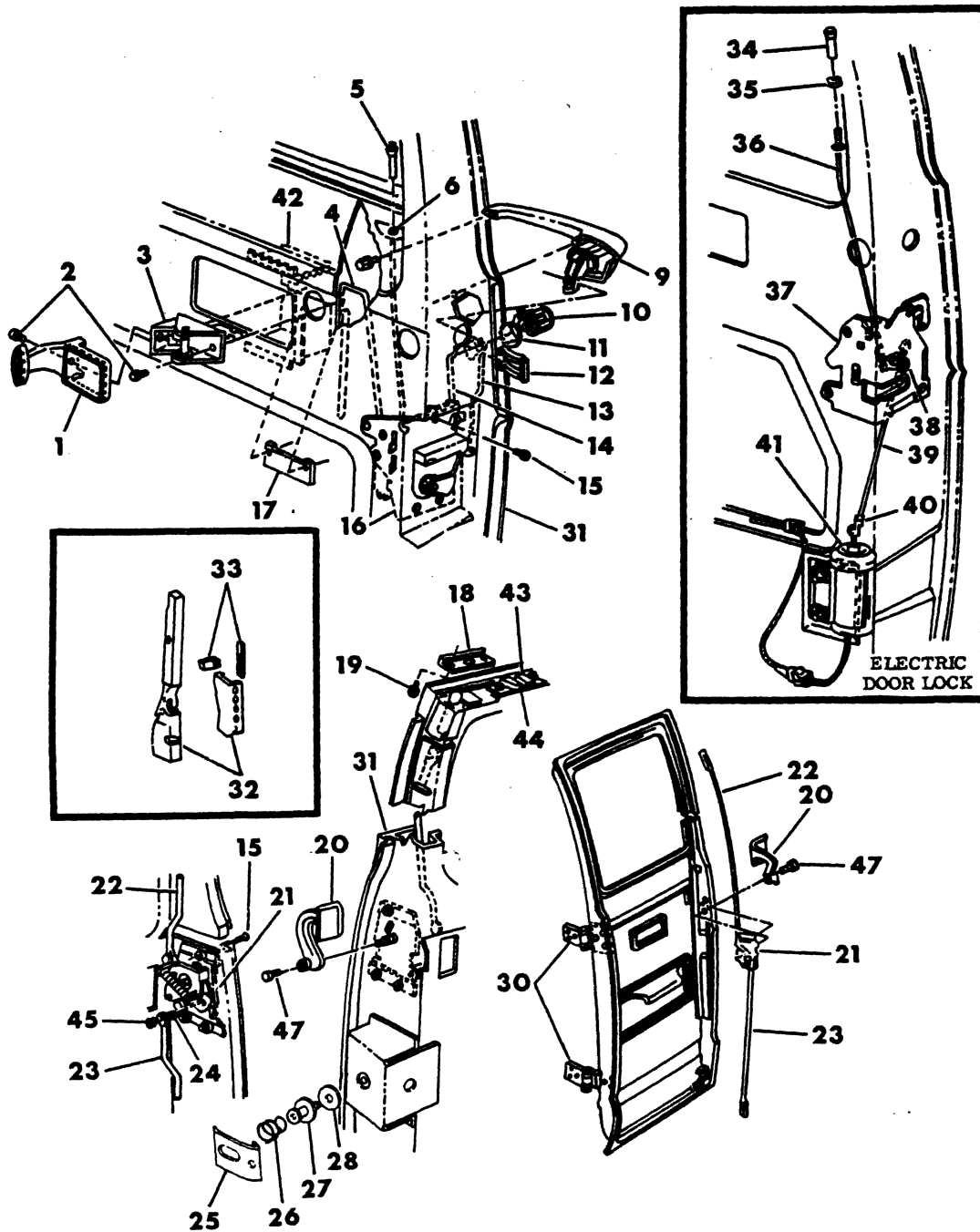
# =New Part Number

Printed in U.S.A.

June, 1982

8323 1800F

## DOOR CARGO-SIDE & REAR B1,2,3



BODY

# 1978-81 LIGHT DUTY TRUCK PARTS CATALOG

ITEM	PART NUMBER	QTY	MODEL	DESCRIPTION
<b>DOOR CARGO-SIDE &amp; REAR</b>				
<b>B1,2,3</b>				
1	3729 159	1		HANDLE,Inside
2	180 018	3		SCREW
3	3670 808	1		CONTROL,Remote
	2956 689	1		SUPPORT, Side Cargo Dr. Frt. Remote Control
4	4083 638	1		LINK,Remote Control
5	3419 209	1		KNOB
	4038 693	2		GROMMET,Locking Knob
6	4083 640	1		LINK,Lock to Locking Knob
8	4038 757	1		GASKET, Out Side Handle, Rear
	4038 756	1		Front
9	4083 476	1		HANDLE
10				CYLINDER & KEY
11	2583 860	1		GASKET
12	2583 377	1		RETAINER
13	4083 639	1		LINK,Outside Handle to Lock
14	4083 641	1		LINK,Lock to Lock Cylinder - Up To 4-15-78
	4113 520	1		After 4-15-78
15	6028 007	3		SCREW,
16	4083 620	1		LOCK,Side & Rear w/Inside Release
	4083 622	1		LOCK,Rear w/o Inside Release
17		1		Plate,Tie "Serviced in Dr. Shell"
18	4113 108	4		PLATE,Wear - Upper & Lower
19	6029 044	8		SCREW,Wear Plate
20	3498 968	1		HANDLE,Slam Bolt
21	3498 969	1		LOCK,Slam Bolt
	3495 613	1		Striker, u/Body Rr. Sill C/Door Slam Bolt - 1978
	4113 107	1		1979-80-81
	3685 552	2		LOCK PKG.(Consists of 3498969 Lock-3498968 Handle)
	4084 114	1		RETAINER, Side C/Dr. - 1978
	4113 110	1		1979-80-81
	4084 115	1		Retainer, Rr. Cargo Dr. Slam Bolt, Lower - 1978
	4113 111	1		1979-80-81
22	3498 929	2		ROD and BOLT,Upper - 1978
	4113 104	2		1979-80-81
23	3498 931	1		ROD and BOLT,Lower Side Door - Up To 5-15-78
	4084 928	1		After 5-15-78
	4113 105	1		1979-80-81
	3498 933	1		ROD and BOLT,Lower Rear Door - Up To 5-15-78
	4084 930	1		After 5-15-78
	4113 106	1		1979-80-81
24	491 605	AR		WASHER
25	4083 637	1		SHIELD, C/Dr. Lock Striker
26	4083 643	1		SPRING, Side C/Dr. Lock Latch Striker
27	3454 485	1		STRIKER, Dr. Latch
	4168 427	1		RETAINER, Side Step Sill Pnl. C/Dr. Slam Bolt Striker
28	6026 361	1		SPACER,.061
29	6028 440	AR		CLIP,Rod
30	4033 771	1		HINGE,Assy.Upper Left - Up To 1-2-80
	4212 724	1		After 1-2-80

<b>LIGHT DUTY CODES:</b>	A = All Sport Utility (Ramcharger).	B = All Compact Models.	D = Conventional Cab.
	AD = 2 Wheel Drive Only (Ramcharger).	CB-MB = Compact Front Section Only.	W = Conventional Cab 4 Wheel Drive.
	AW = 4 Wheel Drive Only (Ramcharger).	P = Forward Control Chassis.	M = Motor Home.

**MEDIUM-HEAVY CODES:** XNT = Low Cab Forward. D = Conventional Cab. S = School Bus. W = 4-Wheel Drive.

AR=Use as Required

# =New Part Number

Printed in U.S.A.

June, 1982

# 1978-81 LIGHT DUTY TRUCK PARTS CATALOG

BODY

ITEM	PART NUMBER	QTY	MODEL	DESCRIPTION
<b>DOOR CARGO-SIDE &amp; REAR</b>				
<b>B1,2,3</b>				
	4033 770	1		HINGE,Assy,Lower Left,Exc. 109" W.B. Up To 1-2-80
	4083 397	1		Lower Left,109" W.B. Up To 1-2-80
	4212 725	1		After 1-2-80,Exc. 109" W.B.
	4212 728	1		After 1-2-80, 109" W.B.
	4033 770	1		HINGE,Assy,Upper Right,Up To 1-2-8
	4212 725	2		After 1-2-80
	4033 771	1		HINGE,Assy. Lower Right,Up To 1-2-80
	4212 724	1		After 1-2-80
31	4080 130	1		DOOR SHELL, Side Cargo Frt. w/Window (All W.B.)-1978
	4084 736	1		1979-80
	4217 535	1		1981
	4081 328	1		Side Cargo, Frt. w/o Window, (ALL W/Base)-1978
	4113 316	1		1979-80
	4217 536	1		1981
	4080 131	1		Side Cargo, Rear, w/Window (All W/Base)- 1978
	4084 737	1		1979-80
	4217 532	1		1981
	4080 285	1		Side Cargo, Rear, w/o Window (All W/Base)-1978
	4113 317	1		1979-80
	4217 531	1		1981
	4080 132	1		Rear Cargo, Right, w/Window (All W/Base)-1978
	4113 322	1		1979-80
	4217 581	1		1981
	4080 133	1		Left- 1978
	4113 323	1		1979
	4166 733	1		1980-81,Up To 11-24-80
	4217 605	1		1981,After 11-24-80
	4081 326	1		Rear Cargo, Right, w/o Window (All W/Base)-1978
	4113 328	1		1979-80
	4217 583	1		1981
	4113 118	1		Left- 1978
	4113 329	1		1979
	4166 737	1		1980-81,Up To 11-24-80
	4217 607	1		1981,After 11-24-80
	4080 120	1		PANEL, Outside door Repair, Side Cargo Frt.w/Window,(ALL W.B.)- 1978
	4113 330	1		1979-80
	4217 533	1		1981
	4081 671	1		Side Cargo Frt., w/o Window,(ALL W.B.) - 1978
	4113 314	1		1979-80
	4217 534	1		1981
	4080 122	1		Side Cargo Rear, w/Window (All W/Base)- 1978
	4113 331	1		1979-80
	4217 530	1		1981
	4080 286	1		w/o Window- 1978
	4113 315	1		1979-80
	4217 529	1		1981
	4080 126	1		Rear Cargo Dr. Outer, w/Window, Right - 1978
	4113 320	1		1979-80
	4217 580	1		1981

**LIGHT** A = All Sport Utility (Ramcharger). B = All Compact Models. D = Conventional Cab.  
**DUTY** AD = 2 Wheel Drive Only (Ramcharger). CB-MB = Compact Front Section Only. W = Conventional Cab 4 Wheel Drive.  
**CODES:** AW = 4 Wheel Drive Only (Ramcharger). P = Forward Control Chassis. M = Motor Home.

**MEDIUM-HEAVY CODES:** XNT = Low Cab Forward. D = Conventional Cab. S = School Bus. W = 4-Wheel Drive.

AR=Use as Required

# = New Part Number

Printed in U.S.A.

June, 1982

ITEM	PART NUMBER	QTY	MODEL	DESCRIPTION
<b>DOOR CARGO-SIDE &amp; REAR B1,2,3</b>				
	4080 127	1		Left - 1978
	4113 321	1		1979
	4166 731	1		1980-81
	4081 672	1		w/o Window, Right - 1978
	4113 326	1		1979-80
	4217 582	1		1981
	4081 073	1		Left - 1978
	4113 327	1		1979
	4166 735	1		1980-81
	6028 993	1		PIN, Side Cargo Dr. Hinge (Not Shown)
	6028 993	1		Rear Cargo Dr. Hinge
	2486 468	1		BUSHING, Rr. Dr. Hinge Upper (Not Shown)
	4033 711	AR		Cargo Door Hinge
	4087 124-5	4		HINGE Bracket, Side & Rr. Cargo Dr. Upper (Not Shown)
	4087 122-3	1		Lower
32	3737 413	1		EXTENSION, Side & Rear Cargo Dr. Upper-1978
	4118 372	1		1979-80
	4215 211	1		1981
	4087 036	1		PANEL, Side Cargo Dr. Lower Trim Ext.,Up To 11-1-80
	4217 629	1		After 11-1-80
				Consists of:
				3495040 Ext.
				3731614 Brkt. Upper
				3731615 Brkt. Lower
	4087 034	1		PANEL, Rear Cargo Dr. Left Lower Trim Ext.
				Consists of:
				3495041 Ext.
				3731614 Brkt. Upper
				3731615 Brkt. Lower
33	3493 970	AR		SUPPORT, Side & Rr. Cargo Doors, Outer
	3493 969	2		Inner
34	3861 518	2		KNOB, Locking
35	4038 693	2		GROMMET, Knob
36	4083 640	2		LINK, Lock Assy. to Lock
37	4083 620	1		LOCK, Side Door
	4083 622	1		Rear Door
38	3454 221	2		CLIP, Link to Lock
39	4113 260	2		LINK, Solenoid to Lock, 1979-80-81
40	629 792	2		CLIP, Link to Solenoid, 1979-80
41	3861 748	2		SOLENOID ASSEMBLY, 1979-80-81
42	4083 818	2		SUPPORT, Inside Door Handle - Rr. Door Only
43	3636 720	1		WEDGE, Rr. Cargo Dr. Upper
44		1		SPACER, Rr. Cargo Dr. Wedge (Not Serviced)
45	6028 440	1		RING, Snap, Side C/Dr. Hold Open Catch Pin
46	4084 114	1		RETAINER, Side Cargo Dr. Slam Bolt Lock Lwr.- 1978
	4113 110	1		1979-80-81
	4084 115	1		Rear Cargo Dr. Lwr. - 1978
	4113 111	1		1979-80-81
47	6027 221	AR		SCREW

<b>LIGHT DUTY CODES:</b>	A = All Sport Utility (Ramcharger).	B = All Compact Models.	D = Conventional Cab.
	AD = 2 Wheel Drive Only (Ramcharger).	CB-MB = Compact Front Section Only.	W = Conventional Cab 4 Wheel Drive.
	AW = 4 Wheel Drive Only (Ramcharger).	P = Forward Control Chassis.	M = Motor Home.

**MEDIUM-HEAVY CODES:** XNT = Low Cab Forward. D = Conventional Cab. S = School Bus. W = 4-Wheel Drive.

AR=Use as Required

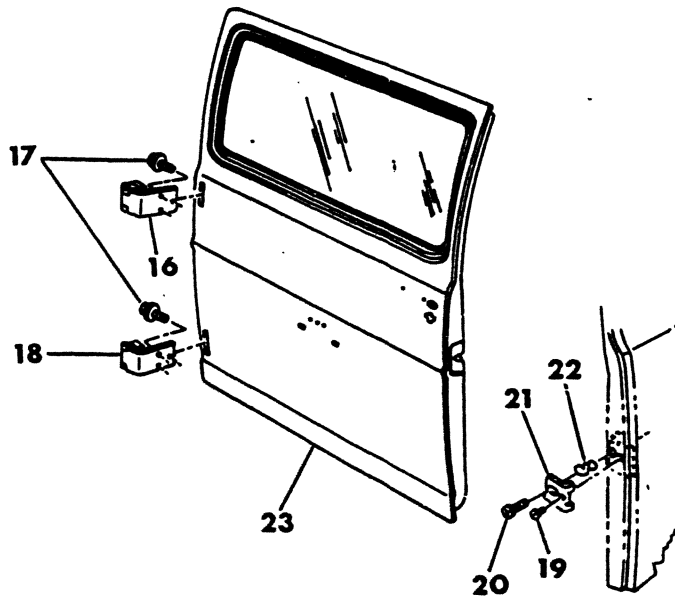
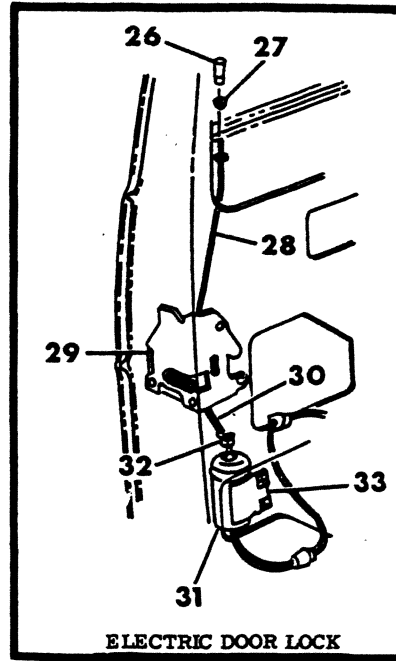
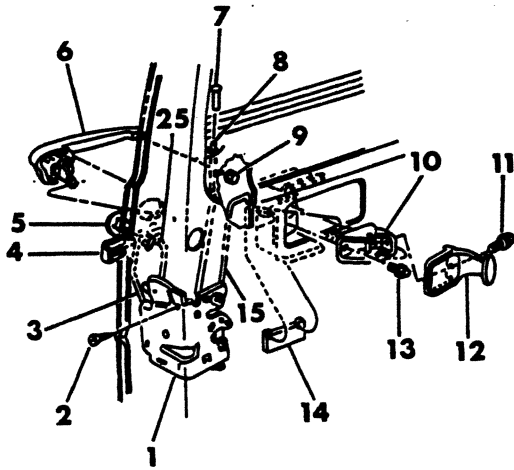

# =New Part Number

Printed in U.S.A.

June, 1982

DOOR, CARGO-SINGLE REAR  
B1,2,3

8323 1900A





BODY

# 1978-81 LIGHT DUTY TRUCK PARTS CATALOG

ITEM	PART NUMBER	QTY	MODEL	DESCRIPTION
<b>DOOR,CARGO-SINGLE REAR B1,2,3</b>				
1	4083 621	1		LOCK, Single Rr. Dr.
2	6028 007	3		SCREW, Lock
3	4083 647	1		LINK, Outside Handle to Lock
4	2583 377	1		RETAINER, lock Cyl.
5	2583 860	1		GASKET, Lock Cyl.
6	4083 477	1		HANDLE, Outside
	4038 756	1		Gasket, Outside Handle
7	3419 209	1		KNOB, Locking
	4038 693	1		Grommet, Locking Knob
8	4083 648	1		LINK, Lock to Locking Knob
9	6025 004	2		NUT, Outside Handle
10	3670 809	1		CONTROL,Remote
	4083 818	1		Support, Rr. C/Dr. Lock R/Contl.- Rt.
11	180 018	AR		SCREW
12	3729 159	1		HANDLE,Remote Control
13	180 018	AR		SCREW
14				Serviced in Door Shell
15	4084 915	1		LINK,Remote Control
16	4033 771	1		HINGE,Upper - Up TO 1-2-80
	4212 724	1		After 1-2-80
	4033 711	1		BUSHING,Hinge
17	181 086	AR		SCREW
18	4033 770	1		HINGE,Lower - Up To 1-2-80
	4212 725	1		After 1-2-80
19		1		SCREW,(Not Serviced)
20	3454 485	1		STRIKER, Single Rr. Dr.
21	3829 221	1		SHIELD,Striker
22	3829 223	1		SPRING,Striker
	3824 493	2		WEDGE,Rear Cargo Door Lock Pillar to Door
23	4080 139	1		DOOR SHELL, Single - 1978
	4084 747	1		1979
	4160 139	1		1980, Up To 1-15-80
	4212 797	1		1980, After 1-15-80
	4217 579	1		1981
	4080 137	1		PANEL,Repair - 1978
	4113 272	1		1979
	4160 137	1		1980
	4217 578	1		1981
24	3824 472	1		WEATHERSTRIP
25	4083 649	1		LINK,Lock to Lock Cylinder - Up To 5-1-78
	4113 521	1		After 5-1-78
26	3861 518	1		KNOB, Locking
27	4038 693	1		GROMMET, Knob
28	4083 648	1		LINK, Lock Cylinder to Lock
	3454 220	1		CLIP, Link to Lock
29	4083 621	1		LOCK ASSEMBLY
30	4113 267	1		LINK, Solenoid to Lock, 1979-80-81
31	3861 749	1		SOLENOID ASSEMBLY, 1979-80-81
32	6027 371	1		CLIP, Link to Solenoid, 1979-80-81

<b>LIGHT DUTY CODES:</b>	A = All Sport Utility (Ramcharger).	B = All Compact Models.	D = Conventional Cab.
	AD = 2 Wheel Drive Only (Ramcharger).	CB-MB = Compact Front Section Only.	W = Conventional Cab 4 Wheel Drive.
	AW = 4 Wheel Drive Only (Ramcharger).	P = Forward Control Chassis.	M = Motor Home.

**MEDIUM-HEAVY CODES:** XNT = Low Cab Forward. D = Conventional Cab. S = School Bus. W = 4-Wheel Drive.

AR=Use as Required

# =New Part Number

Printed in U.S.A.

June, 1982

# 1978-81 LIGHT DUTY TRUCK PARTS CATALOG

BODY

ITEM	PART NUMBER	QTY	MODEL	DESCRIPTION
------	-------------	-----	-------	-------------

**DOOR,CARGO-SINGLE REAR**  
**B1,2,3**

33	181 063	1		SCREW, 1/4-20x3/4
—	3824 493	1		BUMPER, Fr. C.Dr., License Plate

<b>LIGHT DUTY CODES:</b>	A = All Sport Utility (Ramcharger).	B = All Compact Models.	D = Conventional Cab.
	AD = 2 Wheel Drive Only (Ramcharger).	CB-MB = Compact Front Section Only.	W = Conventional Cab 4 Wheel Drive.
	AW = 4 Wheel Drive Only (Ramcharger).	P = Forward Control Chassis.	M = Motor Home.

**MEDIUM-HEAVY CODES:** XNT = Low Cab Forward. D = Conventional Cab. S = School Bus. W = 4-Wheel Drive.

AR=Use as Required

# = New Part Number

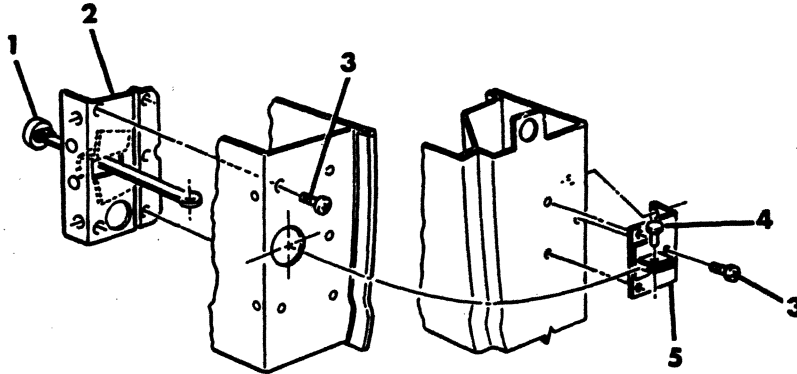
Printed in U.S.A.

June, 1982

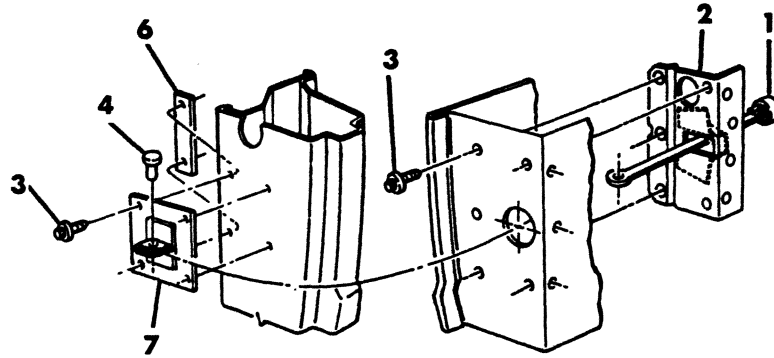


8323 2000A

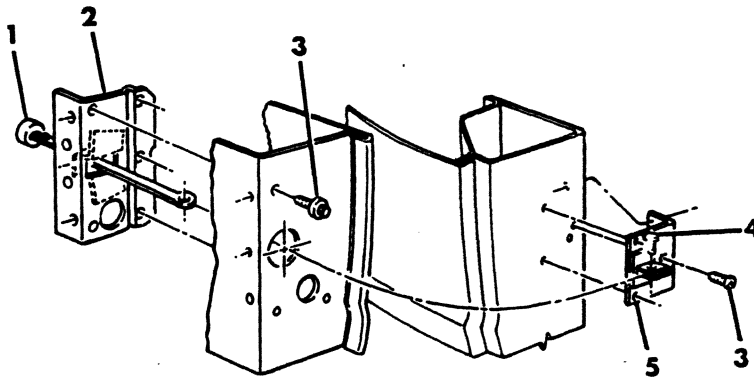
**CHECK ARM  
SIDE & REAR CARGO DOOR  
B1,2,3**



**SIDE CARGO DOOR — REAR**



**SIDE CARGO DOOR — FRONT**



**REAR CARGO DOOR (SINGLE AND DUAL)**

# 1978-81 LIGHT DUTY TRUCK PARTS CATALOG

ITEM	PART NUMBER	QTY	MODEL	DESCRIPTION
------	-------------	-----	-------	-------------

**CHECK ARM  
SIDE & REAR CARGO DOOR  
B1,2,3**

1	3498 804	AR		ARM, C/Door Check
2	4113 490	AR		BRACKET,C/Arm Guide
3		AR		SCREW, 10-24x.50 (DNS)
4		AR		RIVET (DNS)
5	4083 772	AR		BRACKET, C/Door Check Arm Pivot, Rear
6		1		TIE PLATE (DNS)
7	4083 770	1		BRACKET, C/Door Check Arm Pivot, Front

<b>LIGHT</b>	A = All Sport Utility (Ramcharger).	B = All Compact Models.	D = Conventional Cab.
<b>DUTY</b>	AD = 2 Wheel Drive Only (Ramcharger).	CB-MB = Compact Front Section Only.	W = Conventional Cab 4 Wheel Drive.
<b>CODES:</b>	AW = 4 Wheel Drive Only (Ramcharger).	P = Forward Control Chassis.	M = Motor Home.

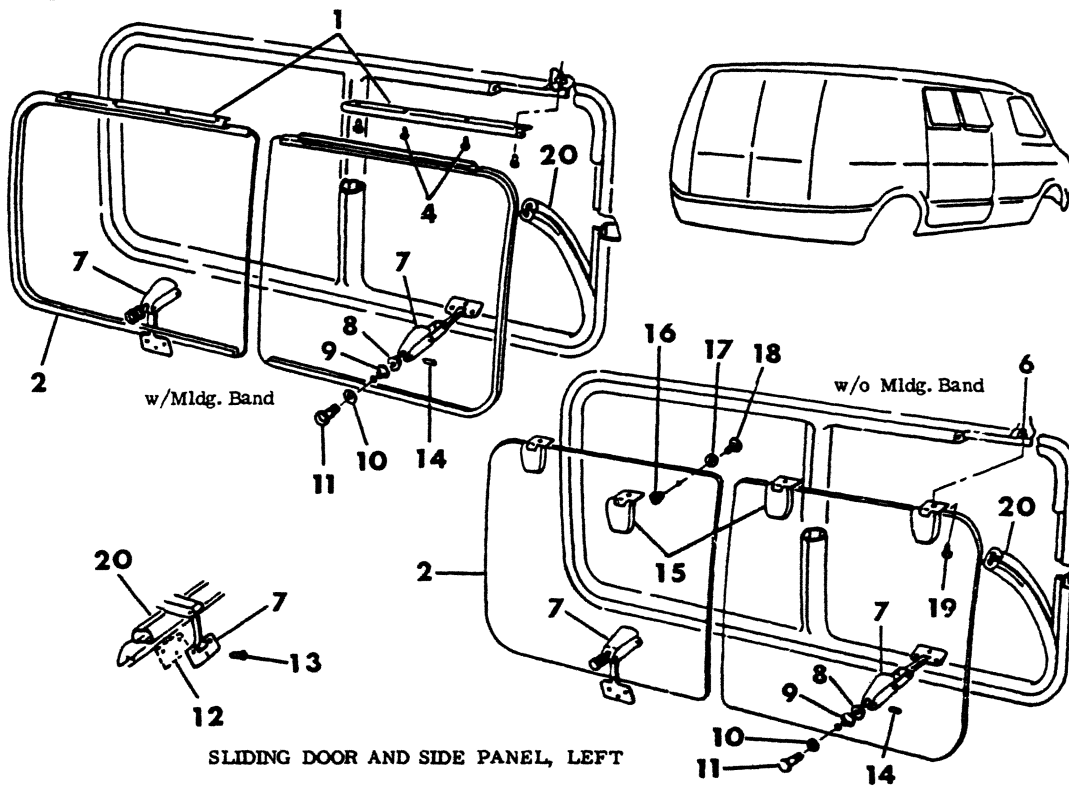
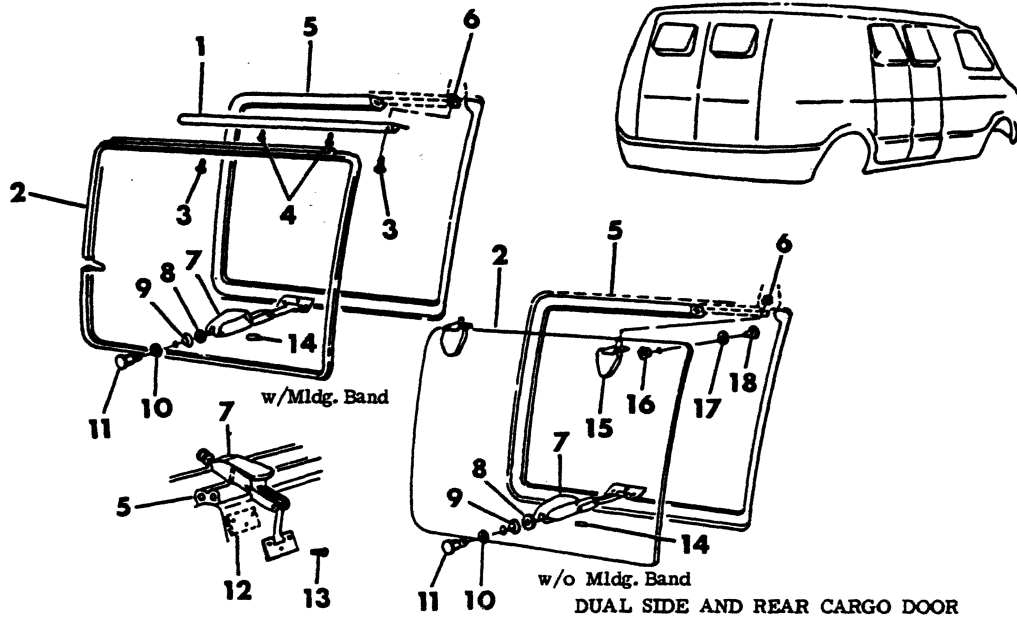
---

**MEDIUM-HEAVY CODES:** XNT = Low Cab Forward. D = Conventional Cab. S = School Bus. W = 4-Wheel Drive.

AR=Use as Required      # = New Part Number      Printed in U.S.A.      June, 1982

## WINDOWS VENTED - ATTACHING PARTS B1,2,3

8323 2100A



ITEM	PART NUMBER	QTY	MODEL	DESCRIPTION
<b>WINDOWS VENTED - ATTACHING PARTS B1,2,3</b>				
1	4084 110	2	B	HINGE, Body Half, w/Mldg., w/Dual Vented Wdo.
	4160 140	2	B	1980-81 w/Single Vented Window
2		1	B	GLASS, (Refer to Glass Illus.)
3	6030 650	2	B	BOLT, Hex Hd. (1/4 - 20 X 7/8)
4		2	B	SCREW, Self Tapping (Not Serv.)
5	4081 665	1	B	WEATHERSTRIP ASSY.
6	6025 004	2	B	NUT, w/Washer
7	4081 574	1	B	LATCH ASSY., Vented Wdo.
	4084 827	1	B	SUPPORT, Vent Wdo. Latch Mtg, 1978-79-80
	4212 603	1	B	1981
8	4084 167	1	B	NUT
9	4084 164	1	B	GROMMET
10	4084 438	1	B	WASHER, Fiber
11	4081 578	1	B	RETAINER
12		1	B	PLATE, Tapping (Not Serv.)
13	152 842	3	B	SCREW, Latch to Plate
14	9411 579	1	B	PIN, Latch
15	4113 967	4	B	HINGE ASSY., w/Dual Vented Wdo. w/o Mldg., 1978-9
	4166 520	4	B	1980-81 w/Hinge C/ Drs.
	4113 968	4	B	1978-9 w/Slidg. Drs., w/Dual Vented Wdo.
	4166 521	3	B	1980-81 w/Slidg. Drs., w/Single Vented Window
16	2504 568	2	B	GROMMET, Hinge - 1978
	6024 728	2	B	1979-80-81
17	2504 566	2	B	WASHER, Hinge
18	6030 819	2	B	SCREW & WASHER, Self Lkg.(1/4-20 x 1/2)
19	6030 650	2	B	BOLT, Hex Hd., Hinge (1/4 - 20 x 7/8)
20	4081 660	1	B	WEATHERSTRIP ASSY., Vent Window

**LIGHT** A = All Sport Utility (Ramcharger). B = All Compact Models. D = Conventional Cab.  
**DUTY** AD = 2 Wheel Drive Only (Ramcharger). CB-MB = Compact Front Section Only. W = Conventional Cab 4 Wheel Drive.  
**CODES:** AW = 4 Wheel Drive Only (Ramcharger). P = Forward Control Chassis. M = Motor Home.

**MEDIUM-HEAVY CODES:** XNT = Low Cab Forward. D = Conventional Cab. S = School Bus. W = 4-Wheel Drive.

AR=Use as Required

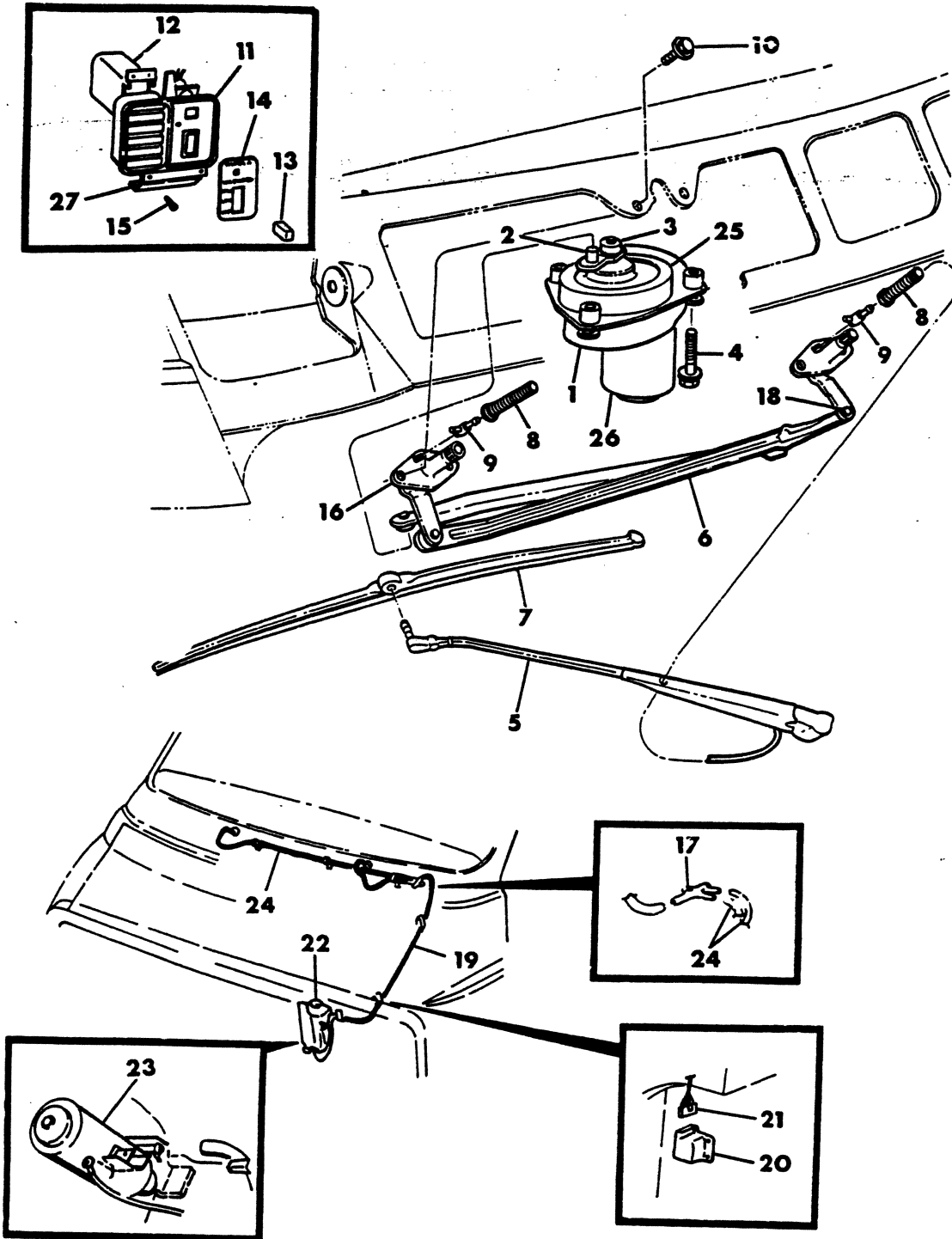
# = New Part Number

Printed in U.S.A.

June, 1982

WIPER & WASHER, WINDSHIELD  
B - CB - MB

8323 2200C





BODY

# 1978-81 LIGHT DUTY TRUCK PARTS CATALOG

ITEM	PART NUMBER	QTY	MODEL	DESCRIPTION
<b>WIPER &amp; WASHER,WINDSHIELD B - CB - MB</b>				
1	3635 317	1		MOTOR, Two Speed - 1978
	4114 665	1		1979
	4114 665	1		Up to 10-15-79, 1980
	4205 958	1		After 10-15-79, 1980
	4205 998	1		1981
	4085 248	1		Intermittent, Delay - 1978
	4114 668	1		1979
	4114 668	1		Up to 10-15-79, 1980
	4205 956	1		After 10-15-79, 1980-81
	3431 560	1		Output Gear Pkg., w/Wiper Mtr.
	3799 271	1		ARMATURE, Motor, w/Intermittent Wipe
	3431 510	1		Two Speed
	4034 433	1		HOUSING and COVER,Gear, 1978-79
	4205 954	1		1980-81
	2920 168	1		SEAL, W/Shield Wiper Mtr. Mtg.
	3431 974	1		SEAL, W/Shield Wiper Mtr. Input Shaft
2	3730 949	1		ARM,Motor, Two Speed
	4085 374	1		Intermittent Delay
3	6031 096	1		NUT,Arm
4	9422 041	3		SCREW
5	3895 643	2		ARM (W/Washer Nozzle)
6	3730 954	1		LINK,Pivot to Pivot
	3730 953	1		LINK,Motor Drive
7	2889 847	2		BLADE,Trico, 1978-9
	3799 687	2		1980-81
	3431 465	2		BLADE,Anco, 1978-9
	3799 653	2		1980-81
	5211 132	2		REFILL,Trico
	5211 129	2		REFILL,Anco
8	3895 645	2		GUARD
9	3895 644	2		CONNECTOR
10	181 084	4		SCREW
11	4034 881	1		BEZEL, w/Shield Wiper Switch With Air/Cond.
	4034 481	1		w/o Air/Cond., 1978-9
	4114 233	1		1980-81
12	3747 321	1		SWITCH,Wiper & Washer
	3747 322	1		Intermittent, Delay
13	3747 244	1		KNOB, W/Shield Wiper Switch
14	4085 454	1		INSERT, Switch, Standard - 1978
	4114 368	1		1979-80-81
	4085 455	1		Intermittent, Delay - 1978
	4114 369	1		1979-80-81
15	9414 712	AR		SCREW, (8-18x1/2)
16	3895 642	2		PIVOT - 1978
	4114 585	2		1979-80-81
---	4085 374	1		CRANK ARM ASSY, w/Wiper Delay
17	2258 912	1		CONNECTOR - 1978
	3799 062	1		1979-80-81
18	3799 089	2		BUSHING, Pivot to Link

<b>LIGHT</b>	A = All Sport Utility (Ramcharger).	B = All Compact Models.	D = Conventional Cab.
<b>DUTY</b>	AD = 2 Wheel Drive Only (Ramcharger).	CB-MB = Compact Front Section Only.	W = Conventional Cab 4 Wheel Drive.
<b>CODES:</b>	AW = 4 Wheel Drive Only (Ramcharger).	P = Forward Control Chassis.	M = Motor Home.

**MEDIUM-HEAVY CODES:** XNT = Low Cab Forward. D = Conventional Cab. S = School Bus. W = 4-Wheel Drive.

AR=Use as Required

# = New Part Number

Printed in U.S.A.

June, 1982

# 1978-81 LIGHT DUTY TRUCK PARTS CATALOG

BODY

ITEM	PART NUMBER	QTY	MODEL	DESCRIPTION
------	-------------	-----	-------	-------------

**WIPER & WASHER, WINDSHIELD  
 B - CB - MB**

19	3780 798	AR		HOSE
20	4048 375	1		CONTROL, Intermittent Wipe
21	4085 250	1		WIRE, Intermittent Wipe Control - 1978
	4114 394	1		1979-80
22	3489 411	1		RESERVOIR - 1978
	2497 500	1		CAP, Reservoir - 1978
	4085 880	1		RESERVOIR, w/o Cap w/Single Battery, 1979-80-81
	3799 174	1		CAP, Reservoir, 1979-80-81
	3489 740	1		RESERVOIR, w/Dual Battery
	4085 886	1		BRACKET, Reservoir Mtg., 1979-80-81
	3799 324	1		FILTER, Reservoir
23	3431 969	1		PUMP, Washer
24	3837 036	AR		HOSE
25	3799 343	1		GEAR HOUSING and COVER, Motor, w/Intermittent, Delay - 1978
	3799 504	1		1979-80
	4205 961	1		1981
	4034 433	1		Two Speed Wiper Mtr.
	3799 339	1		SWITCH, Dwell, w/Intermittent, Delay
	3799 618	1		DWELL, Switch Assy - w/Shield Wpr. Mtr.
26	3799 275	1		HOUSING, Motor, w/Intermittent, Delay
	3431 509	1		HOUSING ASSY. PKG., w/Wiper Mtr.
27	4034 484	1		BRACKET, w/Wiper & Washer Switch
—	2197 650	1		HOSE, w/s Washer Reservoir to connector - 43" (Not Shown)

<b>LIGHT DUTY CODES:</b>	A = All Sport Utility (Ramcharger).	B = All Compact Models.	D = Conventional Cab.
	AD = 2 Wheel Drive Only (Ramcharger).	CB-MB = Compact Front Section Only.	W = Conventional Cab 4 Wheel Drive.
	AW = 4 Wheel Drive Only (Ramcharger).	P = Forward Control Chassis.	M = Motor Home.

**MEDIUM-HEAVY CODES:** XNT = Low Cab Forward. D = Conventional Cab. S = School Bus. W = 4-Wheel Drive.

AR=Use as Required

# =New Part Number

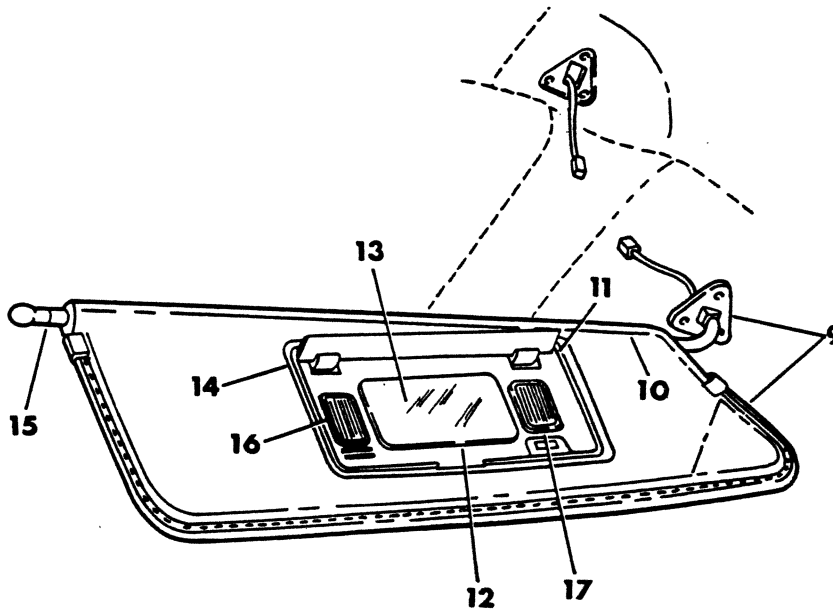
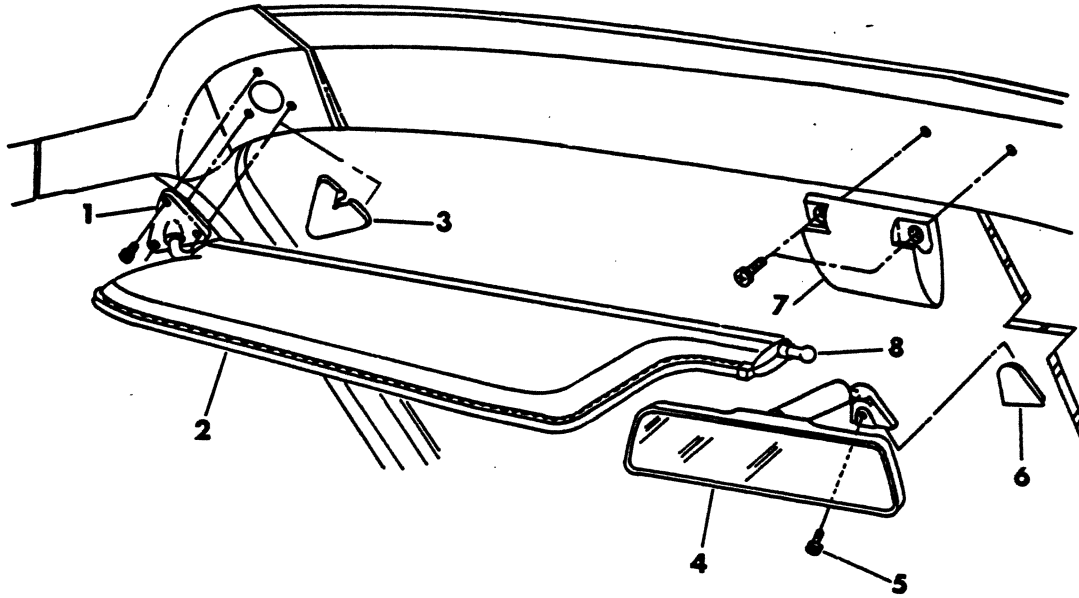
Printed in U.S.A.

June, 1982



8323 2300C

MIRROR-REAR VIEW & VISOR  
B - CB - MB



ITEM	PART NUMBER	QTY	MODEL	DESCRIPTION
<b>MIRROR-REAR VIEW &amp; VISOR</b>				
<b>B - CB - MB</b>				
1	4084 481	2	B-CB-MB	BRACKET and ARM,Visor
2	4084 048	2	B-CB-MB	VISOR,W/Shield White - 1978
	4119 226	2	B-CB-MB	White - 1979
	4166 505	2	B-CB-MB	Black - 1980
	4215 071	2	B-CB-MB	Black - 1981
	4084 049	2	B-MB	Caramel - 1978
	4119 229	2	B-MB	Cashmere, 1979-80
	4215 073	2	B-MB	Cashmere - 1981
	4084 052	2	B	RED - 1978
	4119 230	2	B	RED - 1979
	4160 659	2	B	RED - 1980
	4211 699	2	B	RED - 1981
	4084 050	2	B	BLUE - 1978
	4119 227	2	B	BLUE - 1979
	4160 658	2	B	BLUE - 1980
	4215 072	2	B	BLUE - 1981
	4084 051	2	B	GREEN - 1978
	4119 228	2	B	GREEN, 1979-80
3	4084 568	AR	B-CB	PLUG,W/Shield Visor Hole - 1978
	4113 576	AR	B-CB	COVER, Sunviser Mtg., 1979-80-81
4	4054 095	1	B-CB-MB	MIRROR ASSY.,Rear View-Non-Prismatic, 10"
	4082 199	1	B	Prismatic,10"
	4054 096	1	B,CB,MB	Prismatic,12"
5	6031 094	1	B-CB-MB	SCREW
6	4054 099	1	B-CB-MB	BUTTON PKG.
7	4038 379	1	B-CB-MB	SUPPORT,W/Shield Visor, Center -1978
	4087 941	2	B-CB-MB	1979
	4166 971	2	B	Black, 1980-81
	4166 973	2	B	Blue, 1980-81
	4166 965	2	B	Green - 1980
	4166 967	2	B-CB-MB	Cashmere, 1980-81
	4166 975	2	B	Red, 1980-81
8	2789 037	2	B-CB-MB	Tip,W/Shield Visor Support
	1490 983	2	B-CB-MB	CLIP,W/Shield Visor (Not Shown)
9			B	VISOR & ARM ASSY.,w/Shld. Vanity Mirror, Right
	4166 302	1	B	Black, 1978-79-80
	4215 212	1	B	Black - 1981
	4166 304	1	B	Blue, 1978-79-80
	4215 214	1	B	Blue - 1981
	4166 306	1	B	Green, 1978-79-80
	4166 308	1	B	Cashmere, 1978-79-80
	4215 216	1	B	Cashmere - 1981
	4166 310	1	B	Red, 1978-79-80
	4211 698	1	B	Red - 1981
			B	VISOR ASSY, w/Shld. Vanity Mirror, Right - 1980
	4166 946	1	B	Black
	4166 948	1	B	Blue
	4166 950	1	B	Green
	4166 954	1	B	Cashmere

**LIGHT DUTY CODES:** A = All Sport Utility (Ramcharger). B = All Compact Models. D = Conventional Cab.  
 AD = 2 Wheel Drive Only (Ramcharger). CB-MB = Compact Front Section Only. W = Conventional Cab 4 Wheel Drive.  
 AW = 4 Wheel Drive Only (Ramcharger). P = Forward Control Chassis. M = Motor Home.

**MEDIUM-HEAVY CODES:** XNT = Low Cab Forward. D = Conventional Cab. S = School Bus. W = 4-Wheel Drive.

AR=Use as Required

# =New Part Number

Printed in U.S.A.

June, 1982

# 1978-81 LIGHT DUTY TRUCK PARTS CATALOG

BODY

ITEM	PART NUMBER	QTY	MODEL	DESCRIPTION
------	-------------	-----	-------	-------------

## MIRROR-REAR VIEW & VISOR B - CB - MB

	4166 952	1	B	Red
10	4166 966	1	B	ELBOW & BRKT., w/Shld. Vanity Mirror Visor - 1980-81
11	4166 976	2	B	HINGE SPRING, w/Shld. Vanity Mirror Visor - 1980 -81
12	4166 968	1	B	BOARD ASSY., w/Shld. Vanity Mirror Visor 1980 - 81
13	4166 970	1	B	MIRROR & BACKING, w/shld. Vanity Mirror Visor 1980-81
14			B	COVER & FRAME, w/Shld. Vanity Mirror, Right 1980-81
	4166 956	1	B	Black, 1980-81
	4166 958	1	B	Blue, 1980-81
	4166 960	1	B	Green, 1980
	4166 964	1	B	Cashmere, 1980-81
	4166 962	1	B	Red, 1980-81
15	4166 972	1	B	TIP PIN, w/Shld. Vanity Mirror, Right, 1980-81
16	4166 974	2	B	LENS, w/Shld. Vanity Mirror Visor, 1980-81
17	4166 978	4	B	BULB, w/Shld. Vanity Mirror Visor, 1980-81

<b>LIGHT</b>	A = All Sport Utility (Ramcharger).	B = All Compact Models.	D = Conventional Cab.
<b>DUTY</b>	AD = 2 Wheel Drive Only (Ramcharger).	CB-MB = Compact Front Section Only.	W = Conventional Cab 4 Wheel Drive.
<b>CODES:</b>	AW = 4 Wheel Drive Only (Ramcharger).	P = Forward Control Chassis.	M = Motor Home.

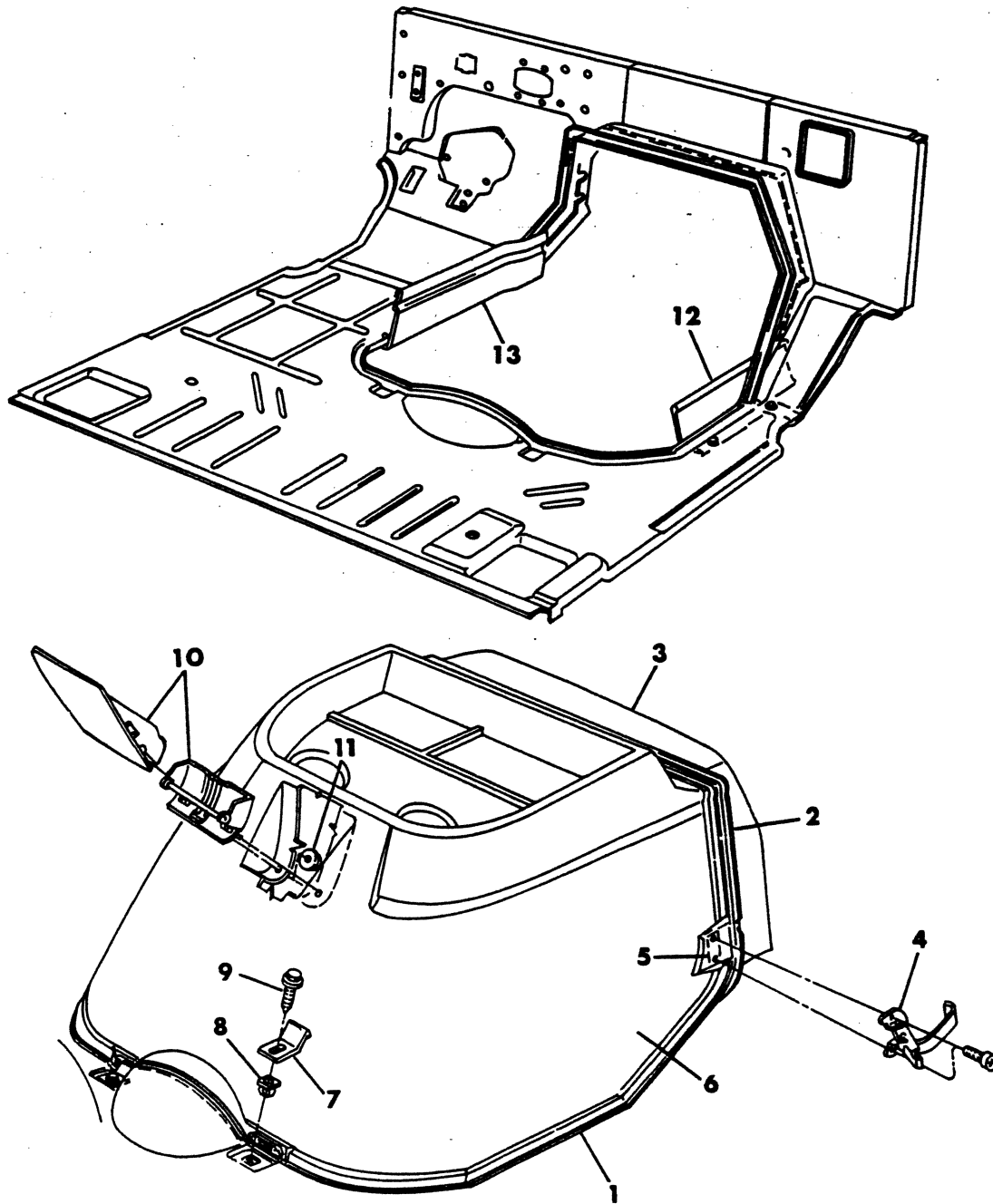
**MEDIUM-HEAVY CODES:** XNT = Low Cab Forward. D = Conventional Cab. S = School Bus. W = 4-Wheel Drive.

AR=Use as Required      # =New Part Number      Printed in U.S.A.      June, 1982



8323 2400B

## HOUSING, ENGINE B - CB - MB





ITEM	PART NUMBER	QTY	MODEL	DESCRIPTION
<b>HOUSING, ENGINE</b>				
<b>B - CB - MB</b>				
1	4081 544	1	B-CB-MB	SEAL,U/Body Engine Housing, Up To 5-14-79
	4166 686	1	B-CB-MB	After 5-14-79
2	4087 528	1	B-CB-MB	RETAINER,U/Body Eng.Hsg.Seal
3	4083 392	1	B-CB-MB	EXTENSION, Dash Panel To Eng. Hsg. - 1978
	4087 504	1	B-CB-MB	1979-80
	4211 938	1	B-CB-MB	1981--
4	2501 937	2	B-CB-MB	LATCH,Eng.Housing
5	3636 083	2	B-CB-MB	TAPPING PLATE,Latch
6	4080 378	1	B-CB-MB	HOUSING ASSY. w/o Carpet, All Eng.
	4080 408	1	B	HOUSING & CARPET, 400 & 440 Eng.- 1978
	4080 409	1	B	Blue, w/400 & 440 Eng.- 1978
	4080 410	1	B	Green, w/400 & 440 Eng.- 1978
	4080 412	1	B-CB-MB	CARAMEL, w/400 & 440 Eng. - 1978
	4119 398	1	MB	Cashmere, w/400 & 440 Eng. - 1979
	4080 413	1	B	Red, w/400 & 440 Eng.- 1978
	4080 403	1	B	BLUE,w/Prem. Trim w/225,318 & 360 Eng.- 1978
	4119 382	1	B	BLUE,w/Prem. Trim w/225,318 & 360 Eng.- 1979
	4160 903	1	B	Blue, 1980-81
	4080 406	1	B	Caramel, w/ Prem. Trim, w/225,318 & 360 Eng.- 1978
	4119 383	1	B	Cashmere w/Prem.Trim,w/225,318 & 360 Eng.,1979-80-81
	4080 407	1	B	Red, w/Prem. Trim, w/225,318 & 360 Eng.- 1978
	4119 384	1	B	Red, w/Prem. Trim, w/225,318 & 360 Eng.- 1979
	4160 904	1	B	Red, 1980-81
7	4080 464	3	B-CB-MB	BRACKET,Hold Down
8	6028 589	3	B-CB-MB	NUT,Hold Down Bracket
9	6028 931	3	B-CB-MB	SCREW,Hold Down Bracket
10	4087 380	1	B-CB-MB	ASH RECEIVER, Eng. Housing
11	9420 867	2	B-CB-MB	NUT,Ash Reciever
	4057 995	1	B-CB-MB	CIGAR LIGHTER PKG. (Not Shown)
12	4083 730	1	B-CB-MB	PANEL ASSY, U/Body Eng. Hsg. Heat Shield, Right, w/400 - 440 Eng.
	3829 900	1	B-CB-MB	w/318 - 360 Eng.
13	4083 731	1	B-CB-MB	PANEL ASSY. U/Body Eng. Hsg. Heat Shield, Left - 1978
	4087 607	1	B-CB-MB	1979-80-81
--	2956 620	1	B-CB-MB	BRACKET - Dash Pnl. Eng. Hsg. Ext. To Inst. Pnl. (Not Shown)
--	4083 521	1	B	COVER ASSY., U/Body Eng. Hsg. Ash Rec. (Not Shown)
--		1	B	INSULATION, Eng. Hsg. (Serv. with Housing)

<b>LIGHT</b>	A = All Sport Utility (Ramcharger).	B = All Compact Models.	D = Conventional Cab.
<b>DUTY</b>	AD = 2 Wheel Drive Only (Ramcharger).	CB-MB = Compact Front Section Only.	W = Conventional Cab 4 Wheel Drive.
<b>CODES:</b>	AW = 4 Wheel Drive Only (Ramcharger).	P = Forward Control Chassis.	M = Motor Home.

**MEDIUM-HEAVY CODES:** XNT = Low Cab Forward. D = Conventional Cab. S = School Bus. W = 4-Wheel Drive.

AR=Use as Required

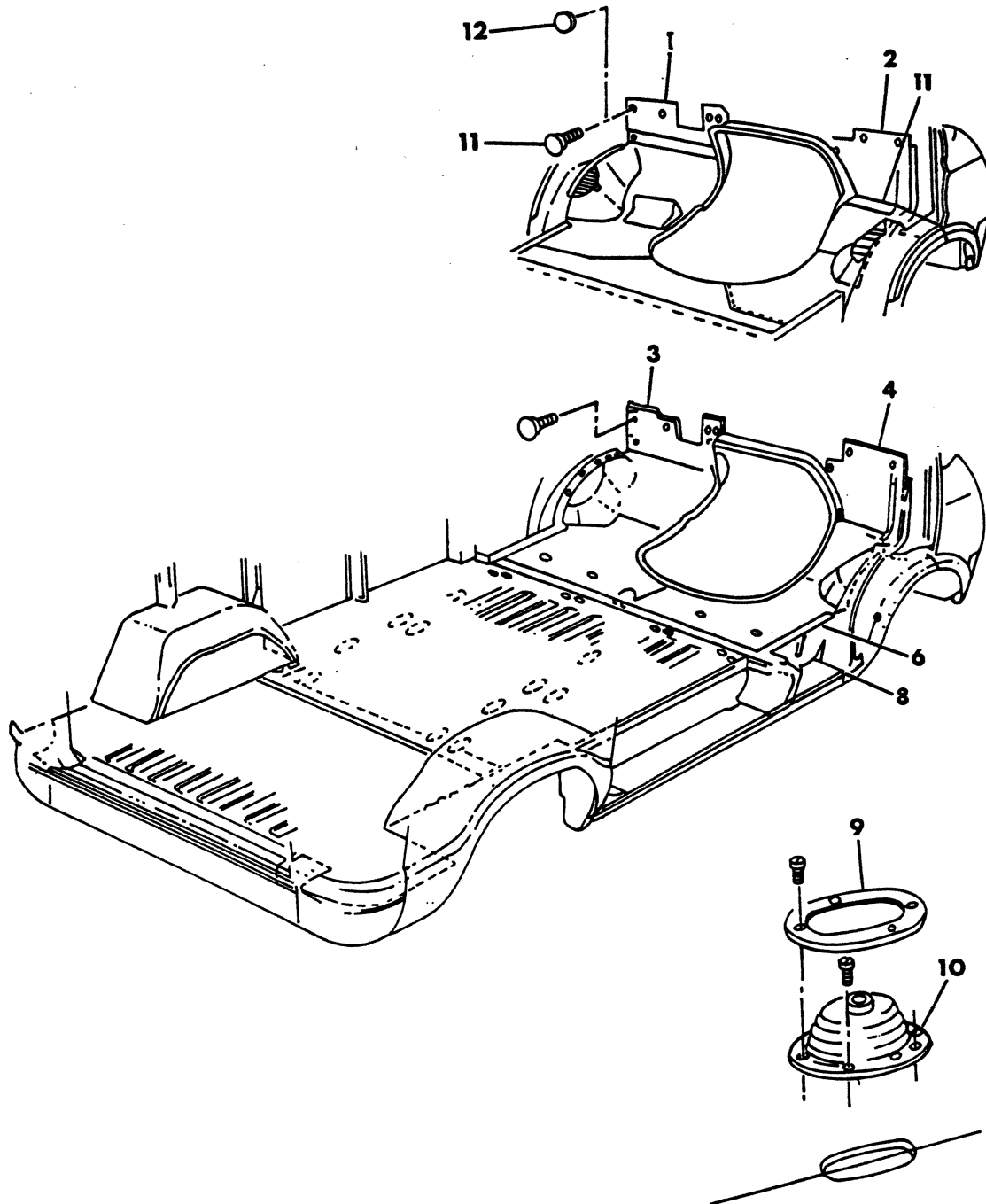
# = New Part Number

Printed in U.S.A.

June, 1982

MATS - CARPETS & SCUFF PLATES, FRONT  
B - CB - MB

8323 2500C



ITEM	PART NUMBER	QTY	MODEL	DESCRIPTION
<b>MATS - CARPETS &amp; SCUFF PLATES, FRONT</b>				
<b>B - CB - MB</b>				
1	4081 602	1		MAT, Frt. Drivers Side w/Jute Back, Black -1978
	4118 019	1		1979
	4160 552	1		1980-81
	4215 389	1		1981 Van (6cyl)
	4215 391	1		1981 Wagon (6cyl)
	4081 612	1	B	w/o Jute Back - 1978
	4118 013	1	B	1979
	4166 283	1	B	1980-81
	4081 613	1	CB-MB	w/o Jute Back - 1978
	4118 015	1	CB-MB	1979
	4166 287	1	CB-MB	1980-81
	4081 603	1	B	w/Jute Back, Blue - 1978
	4118 021	1	B	1979
	4160 553	1	B	1980
	4081 604	1	B	w/Jute Back, Green - 1978
	4118 023	1	B	1979
	4160 554	1	B	1980
	4087 085	1	B	w/Jute Back, Caramel - 1978
	4118 025	1	B-CB-MB	Cashmere - 1979
	4160 552	1	B-CB-MB	Cashmere, 1980-81
	4087 158	1	B	w/o Jute Back - 1978
	4118 017	1	B	Cashmere - 1979
	4166 289	1	B	Cashmere, 1980-81
2	4081 605	1	B	MAT, Pass. Side Frt., w/Jute Back, Black - 1978
	4118 018	1	B	1979-80-81
	4081 616	1	B	w/o Jute Back - 1978
	4118 012	1	B	1979-80-81
	4081 617	1	CB-MB	w/o Jute Back - 1978
	4118 014	1	CB-MB	1979-80-81
	4081 606	1	B	w/Jute Back, Blue - 1978
	4118 020	1	B	1979
	4160 905	1	B	1980
	4081 607	1	B	w/Jute Back, Green - 1978
	4118 022	1	B	1979-80
	4087 086	1	B	w/ Jute Back, Caramel - 1978
	4118 024	1	B-CB-MB	Cashmere, 1980-81
	4087 159	1	B	w/o Jute Back - 1978
	4118 016	1	B	Cashmere, 1980-81
	4118 184	AR	B-CB-MB	RETAINER, Frt. Flr. Carpet Or Mat
3	4081 623	1	B	CARPET, Frt. drivers side,(Hi-Line), Blue-1978
	4119 583	1	B	Blue - 1979
	4160 557	1	B	Blue, 1980-81
	4166 130	1	B	Black, 1980-81
	4081 625	1	B	Green - 1978
	4119 585	1	B	Green - 1979
	4160 558	1	B	Green - 1980
	4081 627	1		Caramel - 1978
	4119 587	1	B-MB	Cashmere - 1979
	4119 587	1	MB	Cashmere, 1980-81

LIGHT A = All Sport Utility (Ramcharger).

B = All Compact Models.

D = Conventional Cab.

DUTY AD = 2 Wheel Drive Only (Ramcharger).

CB-MB = Compact Front Section Only.

W = Conventional Cab 4 Wheel Drive.

CODES: AW = 4 Wheel Drive Only (Ramcharger).

P = Forward Control Chassis.

M = Motor Home.

MEDIUM-HEAVY CODES: XNT = Low Cab Forward. D = Conventional Cab. S = School Bus. W = 4-Wheel Drive.

AR=Use as Required

#=New Part Number

Printed in U.S.A.

June, 1982

# 1978-81 LIGHT DUTY TRUCK PARTS CATALOG

BODY

ITEM	PART NUMBER	QTY	MODEL	DESCRIPTION
<b>MATS - CARPETS &amp; SCUFF PLATES, FRONT</b>				
<b>B - CB - MB</b>				
	4180 559	1	B-MB	Cashmere, 1980-81
	4081 631	1	B	Red - 1978
	4119 589	1	B	Red - 1979
	4180 560	1	B	Red, 1980-81
4	4081 622	1	B	CARPET, Frt. Pass. Side (Hi-Line) Blue - 1978
	4119 582	1	B	Blue - 1979
	4180 906	1	B	Blue, 1980-81
	4166 131	1	B	Black, 1980-81
	4081 624	1	B	Green - 1978
	4119 584	1	B	Green, 1979-80
	4081 626	1	B	Caramel - 1978
	4119 586	1	B	Cashmere, 1979-80-81
	4119 592	1	MB	Cashmere - 1979
	4081 630	1	B	Red - 1978
	4119 588	1	B	Red - 1979
	4180 907	1	B	Red, 1980-81
6	4087 026-7	1		SCUFF Plate, Frt. Dr. Opng. S/Step Sill
8	4083 542-3	1		SCUFF PAD, Frt. Stepwell, Up To 3-1-80
	4166 898-9	1		After 3-1-80
9	4075 050	1		COVER, U/Body Trans. Cover, G/Shift Cont., A833
10	3467 764	1		SEAL ASSY, U/Body Trans. & Shift Cont. Lever
11	6000 936	AR		RETAINER, Frt. Mat & Carpet
	4118 184	1		RETAINER, Frt. Mat or Carpet Pass. Side With A/C
12	14 2061	AR		PLUG, Frt. Mat

**LIGHT** A = All Sport Utility (Ramcharger). B = All Compact Models. D = Conventional Cab.  
**DUTY** AD = 2 Wheel Drive Only (Ramcharger). CB-MB = Compact Front Section Only. W = Conventional Cab 4 Wheel Drive.  
**CODES:** AW = 4 Wheel Drive Only (Ramcharger). P = Forward Control Chassis. M = Motor Home.

**MEDIUM-HEAVY CODES:** XNT = Low Cab Forward. D = Conventional Cab. S = School Bus. W = 4-Wheel Drive.

AR=Use as Required

# =New Part Number

Printed in U.S.A.

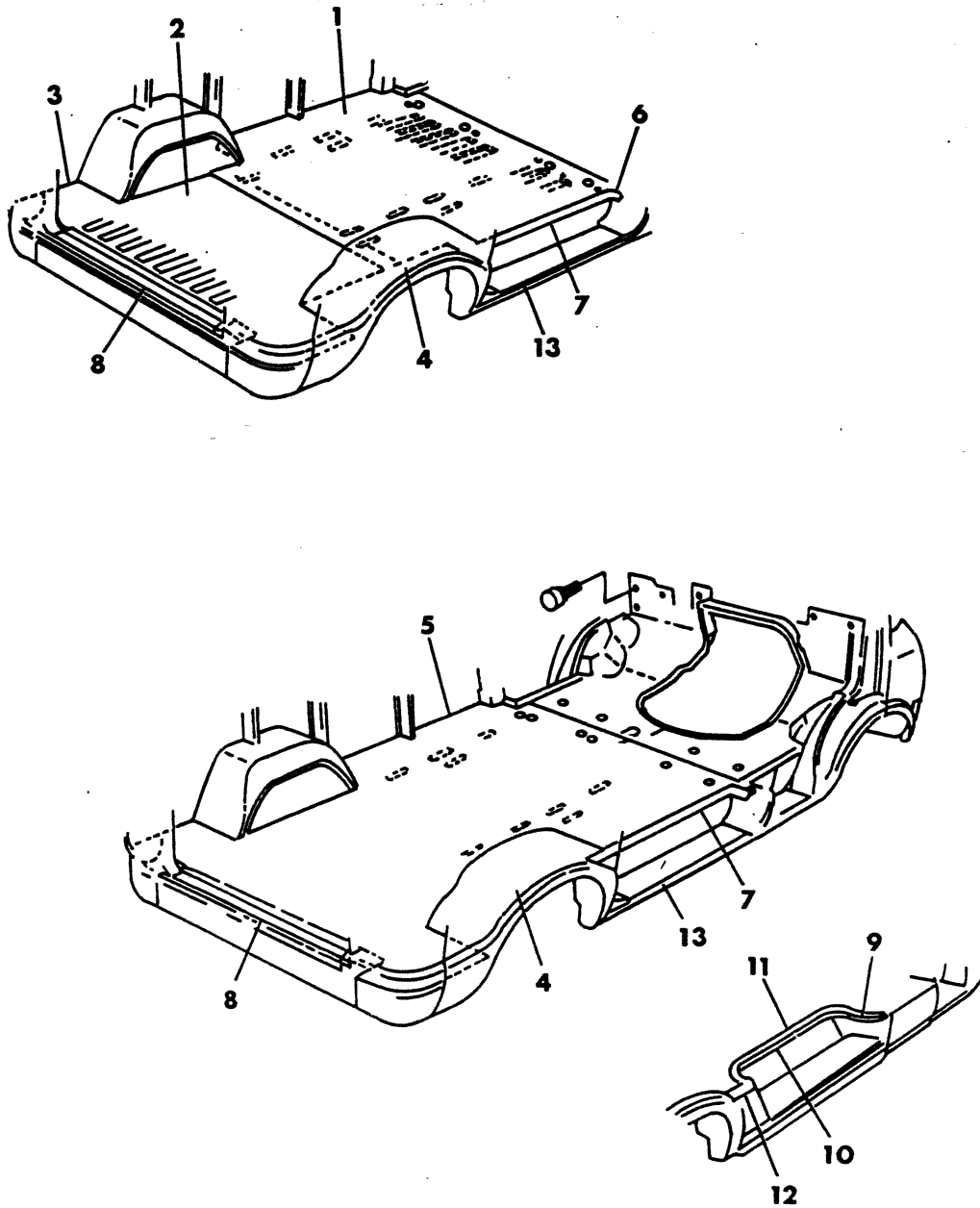
June, 1982



## MATS - CARPETS & SCUFF PLATES, REAR

B1-2-3

8323 2600B



# 1978-81 LIGHT DUTY TRUCK PARTS CATALOG

ITEM	PART NUMBER	QTY	MODEL	DESCRIPTION
------	-------------	-----	-------	-------------

## MATS - CARPETS & SCUFF PLATES, REAR B1-2-3

1	4087 211	1		MAT, Rr. Fir.- Frt. STD. w/127" W.B., w/Slgd. Dr.-Black, 1978-79-80
	4087 210	1		127" W.B. w/Hinge Drs.,Black, 1978-79-80
	4161 501	1		Black - 1981
	4081 882	1		w/Deluxe Rubber - All W.B. w/Slgd. Dr.,Black,1978-79-80
	4161 510	1		Black - 1981
	4081 876	1		All W.B. w/Hinge Drs.- Black,1978-79-80
	4161 505	1		Black - 1981
	4081 883	1		w/Deluxe Rubber - All W.B. w/Slgd. Dr., Blue, 1978-9
	4160 917	1		1980
	4161 511	1		1981
	4081 877	1		All W.B. w/Hinge Drs., 1978-9
	4160 916	1		1980
	4161 507	1		1981
	4081 884	1		w/Deluxe Rubber - All W.B. w/Slgd. Dr., Green - 1978
	4118 038	1		Slgd. Dr., Green, 1979-80
	4081 878	1		All W.B. w/Hinge Drs., Green - 1978
	4118 036	1		Green, 1979-80
	4081 885	1		W/Deluxe Rubber - All W.B. w/Slgd. Dr., Carmel - 1978
	4118 039	1		w/Slgd. Dr. Cashmere, 1979-80
	4161 512	1		w/Slgd. Dr. Cashmere - 1981
	4081 879	1		All W.B. w/Hinge Drs., Carmel - 1978
	4118 037	1		w/Hinge Drs. Cashmere, 1979-80
	4161 508	1		w/Hinge Drs. Cashmere - 1981
2	4081 644	1		MAT, Rear Fir., Rear, w/109" W.B., Black, 1978-79-80
	4161 514	1		w/109" W.B., Black - 1981
	4081 640	1		Black w/127" W.B., 1978-79-80
	4161 503	1		Black w/127" W.B.- 1981
	4081 642	1		w/127" Ext. W.B., 1978-79-80
	4161 504	1		w/127" Ext. W.B.- 1981
	4081 645	1		Blue, w/109" W.B., 1978-9
	4160 918	1		1980
	4081 650	1		w/127" W.B., 1978-9
	4160 920	1		1980
	4161 523	1		1981
	4081 637	1		w/127" Ext. W.B., 1978-9
	4160 919	1		1980
	4161 519	1		1981
	4081 646	1		Green, w/109" W.B. - 1978
	4118 040	1		Green, w/109" W.B., 1979-80
	4211 220	1		Green, w/109" W.B. - 1981
	4081 651	1		w/127" W.B.- 1978
	4118 042	1		1979-80
	4081 639	1		w/127" Ext. W.B.- 1978
	4118 044	1		1979-80
	4081 647	1		Caramel, w/109" W.B.- 1978
	4118 041	1		Cashmere w/109" W.B., 1979-80
	4081 652	1		Caramel w/127" W.B. - 1978
	4118 043	1		Cashmere , w/ 127" W.B., 1979-80
	4081 641	1		Caramel, w/127" Ext. W.B. - 1978

<b>LIGHT</b>	A = All Sport Utility (Ramcharger).	B = All Compact Models.	D = Conventional Cab.
<b>DUTY</b>	AD = 2 Wheel Drive Only (Ramcharger).	CB-MB = Compact Front Section Only.	W = Conventional Cab 4 Wheel Drive.
<b>CODES:</b>	AW = 4 Wheel Drive Only (Ramcharger).	P = Forward Control Chassis.	M = Motor Home.

**MEDIUM-HEAVY CODES:** XNT = Low Cab Forward. D = Conventional Cab. S = School Bus. W = 4-Wheel Drive.

AR=Use as Required

# =New Part Number

Printed in U.S.A.

June, 1982

# 1978-81 LIGHT DUTY TRUCK PARTS CATALOG

BODY

ITEM	PART NUMBER	QTY	MODEL	DESCRIPTION
------	-------------	-----	-------	-------------

## MATS - CARPETS & SCUFF PLATES, REAR B1-2-3

	4118 045	1		Cashmere, w/127" Ext. W.B., 1979-80
3	4081 632	1		MAT, Rr. Fir., Rr. Ext. w/127" W.B.- Black
	4081 845	1		Blue, 1978-9
	4160 921	1		1980-81
	4081 846	1		Green - 1978
	4118 046	1		Green, 1979-80
	4081 847	1		Caramel - 1978
	4118 047	1		Cashmere, 1979-80
4				MAT, Side w/Hse. Rear, Right w/109" W.B.
	4087 195	1		Blue, 1978-9
	4160 924	1		1980-81
	4087 201	1		Green, w/Hge. Cargo Dr. - 1978
	4118 034	1		1979-80
	4087 196	1		Green, w/Slidg. Cargo Dr.- 1978
	4118 030	1		1979-80
	4087 207	1		Caramel, w/Hge. Cargo Dr. - 1978
	4118 035	1		Cashmere - 1979-80
	4087 197	1		Caramel, w/Slidg. Cargo Dr. - 1978
	4118 032	1		Cashmere, 1979-80
				MAT, Left Side w/109" W.B.
	4087 205	1		Blue, 1978-9
	4160 927	1		1980-81
	4087 206	1		Green - 1978
	4118 031	1		1979-80
	4087 207	1		Caramel - 1978
	4118 033	1		Cashmere, 1979-80
				MAT, Side W/Hse. Rear w/127" W.B.
	4087 208	2		Black
	4087 205	2		Blue, 1978-9
	4160 927	2		1980-81
	4087 206	2		Green - 1978
	4118 031	2		1979-80
	4087 207	2		Caramel - 1978
	4118 033	2		Cashmere, 1979-80
	4081 896	2		Carpet, Side w/Hse.,Rr., All W.B., Blue - 1978
	4113 815	2		Blue - 1979
	4160 922	2		Blue, 1980-81
	4215 240	2		Black - 1981
	4081 897	2		Green - 1978
	4113 816	2		Green, 1979-80
	4211 225	2		Green, 1981
	4081 898	2		Caramel - 1978
	4113 817	2		Cashmere, 1979-80-81
	4081 895	2		Red - 1978
	4113 818	2		Red - 1979
	4160 923	2		Red, 1980-81
5		1		CARPET, Rr. Fir. w/109" W.B. - w/Hge. c/Drs.-1981
	4215 034	1		Black - 1981
	4215 035	1		Blue - 1981

**LIGHT** A = All Sport Utility (Ramcharger). B = All Compact Models. D = Conventional Cab.  
**DUTY** AD = 2 Wheel Drive Only (Ramcharger). CB-MB = Compact Front Section Only. W = Conventional Cab 4 Wheel Drive.  
**CODES:** AW = 4 Wheel Drive Only (Ramcharger). P = Forward Control Chassis. M = Motor Home.

**MEDIUM-HEAVY CODES:** XNT = Low Cab Forward. D = Conventional Cab. S = School Bus. W = 4-Wheel Drive.

AR=Use as Required

# = New Part Number

Printed in U.S.A.

June, 1982



ITEM	PART NUMBER	QTY	MODEL	DESCRIPTION
<b>MATS - CARPETS &amp; SCUFF PLATES, REAR</b>				
<b>B1-2-3</b>				
	4215 037	1		Cashmere - 1981
	4215 038	1		Red - 1981
	4215 040	1		w/Sldg. Dr., Black - 1981
	4215 041	1		Blue - 1981
	4215 043	1		Cashmere - 1981
	4215 044	1		Red - 1981
		1		CARPET, Rr. Fir. w/127" W.B. - w/Hge. c/Drs.
	4081 854	1		Blue - 1978
	4119 246	1		Blue - 1979
	4166 755	1		Blue - 1980
	4160 908	1		Blue - 1981
	4215 267	1		Black - 1981
	4081 855	1		Green - 1978
	4119 248	1		Green, 1979-80
	4081 856	1		Caramel - 1978
	4119 250	1		Cashmere, 1979-80
	4161 488	1		Cashmere, 1981
	4081 857	1		Red - 1978
	4119 252	1		Red - 1979
	4166 756	1		Red - 1980
	4160 912	1		Red - 1981
	4081 866	1		w/Sliding Door, Blue - 1978
	4119 262	1		Blue - 1979
	4166 759	1		Blue - 1980
	4160 910	1		Blue - 1981
	4215 269	1		Black - 1981
	4081 867	1		Green - 1978
	4119 264	1		Green, 1979-80
	4081 868	1		Caramel - 1978
	4119 266	1		Cashmere, 1979-80
	4161 491	1		Cashmere, 1981
	4081 869	1		Red - 1978
	4119 268	1		Red - 1979
	4166 760	1		Red - 1980
	4160 914	1		Red - 1981
		1		CARPET, Rr. Fir., w/127" Ext. W.B.- w/Hge. c/Drs.
	4081 860	1		Blue - 1978
	4119 254	1		Blue - 1979
	4166 757	1		Blue - 1980
	4160 909	1		Blue - 1981
	4215 271	1		Black - 1981
	4081 861	1		Green - 1978
	4119 256	1		Green, 1979-80
	4081 862	1		Caramel - 1978
	4119 258	1		Cashmere, 1979-80
	4161 494	1		Cashmere, 1981
	4081 863	1		Red - 1978
	4119 260	1		Red - 1979
	4166 758	1		Red - 1980

<b>LIGHT</b>	A = All Sport Utility (Ramcharger).	B = All Compact Models.	D = Conventional Cab.
<b>DUTY</b>	AD = 2 Wheel Drive Only (Ramcharger).	CB-MB = Compact Front Section Only.	W = Conventional Cab 4 Wheel Drive.
<b>CODES:</b>	AW = 4 Wheel Drive Only (Ramcharger).	P = Forward Control Chassis.	M = Motor Home.

---

**MEDIUM-HEAVY CODES:** XNT = Low Cab Forward. D = Conventional Cab. S = School Bus. W = 4-Wheel Drive.

# 1978-81 LIGHT DUTY TRUCK PARTS CATALOG

BODY

ITEM	PART NUMBER	QTY	MODEL	DESCRIPTION
------	-------------	-----	-------	-------------

## MATS - CARPETS & SCUFF PLATES, REAR B1-2-3

	4160 913	1		Red - 1981
	4081 872	1		w/Sliding Door, Blue - 1978
	4119 270	1		Blue - 1979
	4166 761	1		Blue - 1980
	4160 911	1		Blue - 1981
	4215 273	1		Black - 1981
	4081 873	1		Green - 1978
	4119 272	1		Green, 1979-80
	4081 874	1		Caramel - 1978
	4119 274	1		Cashmere, 1979-80
	4161 497	1		Cashmere, 1981
	4081 875	1		Red - 1978
	4119 276	1		Red - 1979
	4166 762	1		Red - 1980
	4160 915	1		Red - 1981
	3762 862	1		INSULATION, Rr. Carpet Frt., Exc. 109" W.B.
	3762 861	1		w/ 109" W.B.
	4087 187	1		EXTENSION, Rr. Fr. Carpet to U/Body Filler - Up To 10-1-78
	4113 782	1		After 10-2-78
	4087 186	1		FILLER, Rr. Fr. Carpet to U/Body Rear, w/H.D. Trim Pkg.- Up To 11-1-78
	4113 781	1		After 11-1-78
	4161 810	1		1981
	4087 185	1		Rear Fr. Carpet to U/Body, Frt. - Up To 11-1-78
	4113 780	1		After 11-1-78
	4161 809	1		1981
	4087 186	1		Rear Fr. Carpet to U/Body, Rear - Up To 11-1-78
	4113 781	1		After 11-1-78
	4161 810	1		1981
7	4083 994	1		SCUFF PLATE, Rr. Fr. Side Door, w/109" W.B.
	4083 995	1		Wagon w/127" & 127" Ext. W.B.
8	3495 768	1		SCUFF PLATE, Rr. Door, Wagon
9	3731 412	1		SCUFF PLATE, Side Frt., w/Sliding Door
10	3731 413	1		SCUFF PLATE, Side Ctr., w/Sliding Door
11	3731 414	1		SCUFF PLATE, Side Rear, w/Sliding Door
12	4083 899	1		SCUFF PLATE, Side Rr. Ext., w/Sliding Door
13	3734 569	1		SCUFF PAD, Side Step Pnl., w/Slidg. Dr., Black, Up To 3-1-80
	4166 893	1		After 3-1-80
	4083 898	1		w/Hinged Cargo Door - Up To 4-2-79
	4113 902	1		w/Hinged Cargo Door - After 4-2-79

<b>LIGHT</b>	A = All Sport Utility (Ramcharger).	B = All Compact Models.	D = Conventional Cab.
<b>DUTY</b>	AD = 2 Wheel Drive Only (Ramcharger).	CB-MB = Compact Front Section Only.	W = Conventional Cab 4 Wheel Drive.
<b>CODES:</b>	AW = 4 Wheel Drive Only (Ramcharger).	P = Forward Control Chassis.	M = Motor Home.

**MEDIUM-HEAVY CODES:** XNT = Low Cab Forward. D = Conventional Cab. S = School Bus. W = 4-Wheel Drive.

AR=Use as Required

# =New Part Number

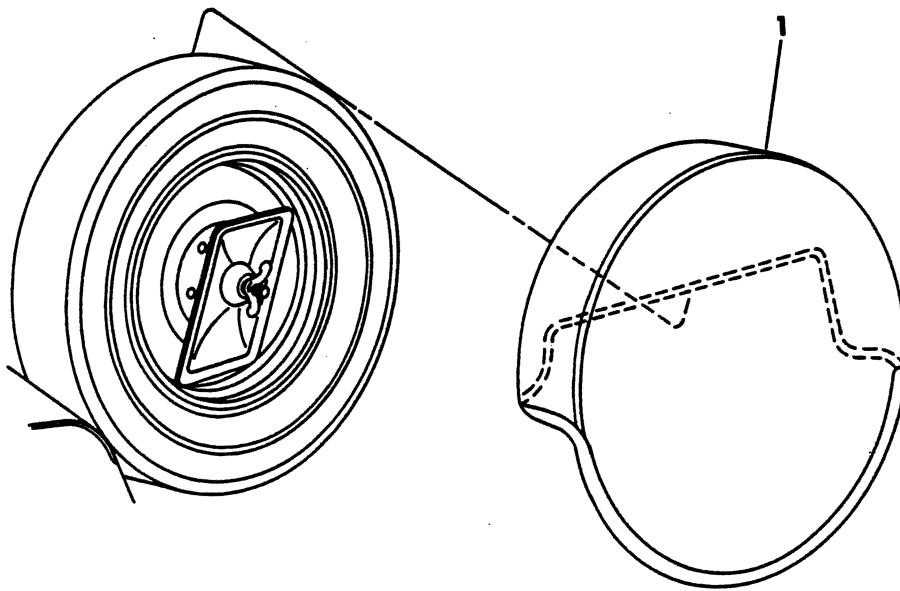
Printed in U.S.A.

June, 1982



COVER, SPARE TIRE  
B-AD-AW

8323 2650



ITEM	PART NUMBER	QTY	MODEL	DESCRIPTION
------	-------------	-----	-------	-------------

COVER, SPARE TIRE  
B-AD-AW

1	4038 198	1		COVER, Spare Tire, Blue, 1978-9
	4161 104	1		Blue, 1980
	4215 062	1		Blue, 1981
	4033 737	1		Black, 1980
	4215 205	1		Black, 1981
	4038 200	1		Green - 1978
	4119 478	1		Green, 1979-80
	4084 003	1		Caramel - 1978
	4119 479	1		Cashmere, 1979-80
	4215 063	1		Cashmere - 1981
	4084 004	1		Red - 1978
	4119 964	1		Red - 1979
	4161 105	1		Red - 1980
	4215 064	1		Red - 1981

**LIGHT** A = All Sport Utility (Ramcharger). B = All Compact Models. D = Conventional Cab.  
**DUTY** AD = 2 Wheel Drive Only (Ramcharger). CB-MB = Compact Front Section Only. W = Conventional Cab 4 Wheel Drive.  
**CODES:** AW = 4 Wheel Drive Only (Ramcharger). P = Forward Control Chassis. M = Motor Home.

**MEDIUM-HEAVY CODES:** XNT = Low Cab Forward. D = Conventional Cab. S = School Bus. W = 4-Wheel Drive.

AR=Use as Required

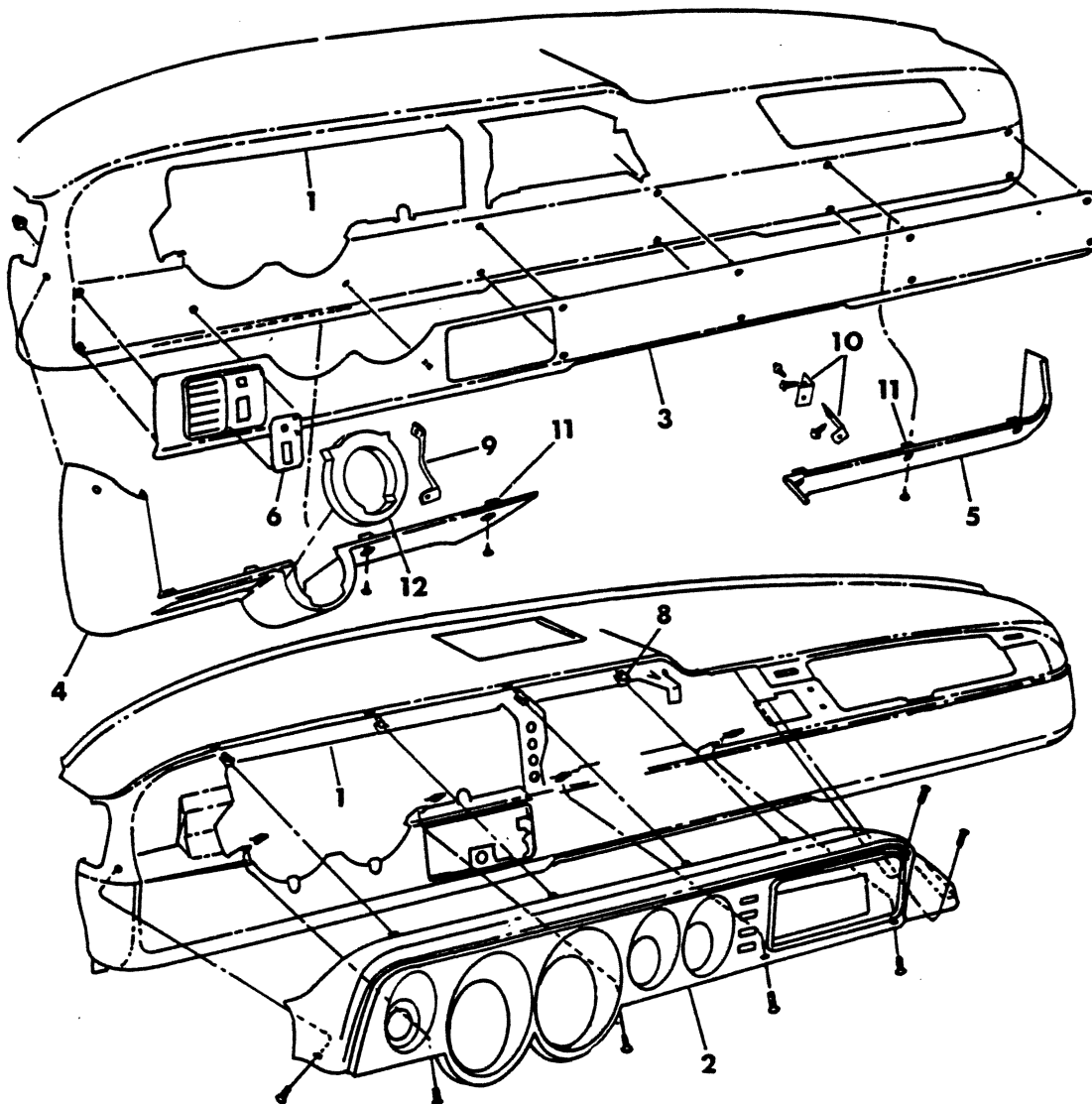
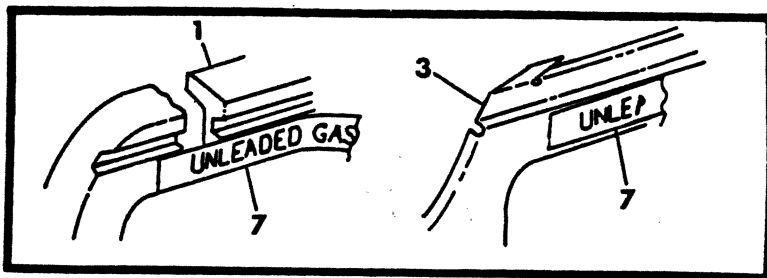
#=New Part Number

Printed in U.S.A.

June, 1982

PANEL - INSTRUMENT  
B - CB - MB

8323 2700B



ITEM	PART NUMBER	QTY	MODEL	DESCRIPTION
<b>PANEL - INSTRUMENT</b>				
<b>B - CB - MB</b>				
1	4034 493	1	B-CB-MB	PANEL,Instrument w/o Air - 1978
	4085 621	1	B-CB-MB	w/o Air - 1979
	4114 690	1	B-CB-MB	w/o Air - 1980
	4162 750	1	B-CB-MB	w/o Air - 1981
	4034 495	1	B-CB-MB	w/Air - 1978
	4085 622	1	B-CB-MB	w/Air - 1979
	4114 691	1	B-CB-MB	w/Air - 1980
	4162 751	1	B-CB-MB	w/Air - 1981
2	4085 002	1	B	HOOD & BEZEL Assy. w/o Radio Black - 1978
	4114 357	1	B	1979-80-81
	4085 003	1	B	w/o Radio Blue - 1978
	4114 358	1	B	1979
	4162 631	1	B	1980-81
	4085 004	1	B	w/o Radio Green - 1978
	4114 359	1	B	1979-80
	4085 005	1	B-CB	w/o Radio Caramel - 1978
	4114 360	1	B-CB	Cashmere, 1979-80-81
	4085 006	1	B	w/o Radio Red - 1978
	4114 361	1	S	1979
	4162 632	1	B	1980-81
	4085 007	1	B	w/ Radio Black - 1978
	4114 362	1	B	1979-80-81
	4085 008	1	B	w/ Radio Blue - 1978
	4114 363	1	B	1979
	4162 633	1	B	1980-81
	4085 009	1	B	w/ Radio Green - 1978
	4114 364	1	B	1979-80
	4085 010	1	B-CB-MB	w/ Radio Caramel - 1978
4114 365	1	B-CB-MB	Cashmere, 1979-80-81	
4085 011	1	B	w/ Radio Red - 1978	
4114 366	1	B	1979-	
4162 634	1	B	1980-81	
3	4034 711	1	B-MB	PLATE,Trim Inst.Panel w/o Air or Clock - 1978
	4085 657	1	B-MB	1979-80-81
	4034 712	1	B-MB	w/o Air w/ Clock - 1978
	4085 658	1	B-MB	1979-80-81
	4034 713	1	B-MB	w/ Air w/o Clock - 1978
	4085 659	1	B-MB	w/ Air w/o Clock, 1979-80-81
	4034 714	1	B-MB	w/ Air w/ Clock - 1978
	4085 660	1	B-MB	w/ Air w/ Clock, 1979-80-81
	4216 541	1	B	w/o Air w/Electronic Monitor - 1981
	4216 542	1	B	w/ Air w/Electronic Monitor - 1981
	9420 865	1	B-MB	NUT, Instrument Pnl. Face Plate Mtg.
	4	4034 702	1	B
4119 008		1	B	1979-80-81
5	4034 749	1	B	PANEL,Trim Lower Right - 1978
	4118 002	1	B	w/o Air, 1979-80-81
	4118 006	1	B	With Air, 1979-80-81
6	4085 454	1	B-CB-MB	Insert,W/W Switch Bezel (2 Speed)

LIGHT A = All Sport Utility (Ramcharger).

B = All Compact Models.

D = Conventional Cab.

DUTY AD = 2 Wheel Drive Only (Ramcharger).

CB-MB = Compact Front Section Only.

W = Conventional Cab 4 Wheel Drive.

CODES: AW = 4 Wheel Drive Only (Ramcharger).

P = Forward Control Chassis.

M = Motor Home.

MEDIUM-HEAVY CODES: XNT = Low Cab Forward. D = Conventional Cab. S = School Bus. W = 4-Wheel Drive.

AR=Use as Required

# = New Part Number

Printed in U.S.A.

June, 1982

# 1978-81 LIGHT DUTY TRUCK PARTS CATALOG

BODY

ITEM	PART NUMBER	QTY	MODEL	DESCRIPTION
<b>PANEL - INSTRUMENT</b>				
<b>B - CB - MB</b>				
	4085 455	1	B-CB-MB	Intermediate
7	4085 519	1	B	DECAL, Unleaded Gas
8	6030 925	AR	B-CB-MB	CLIP, Hood Bezel To Instrument Panel
9	4085 900	1	B-CB-MB	BRACE, Instrument Pnl. Left to Eng. Hse.
10	4085 901	1	B-CB-MB	BRACE, Instrument Pnl. Lwr. Rt. To Htr. Duct - 1978
	4085 921	1	B-CB-MB	Instrument Pnl. Lwr. Rt. To A/C Duct - 1978
11	4114 785	AR	B-CB-MB	CLIP, Lower Trim Panel
12	4085 913	AR	B-CB-MB	COLLAR - I/Pnl. Lwr. Trim Pnl. Lt. - 1978
--	3730 343	2	B	PROTECTOR, Instrument Pnl. Assy. Edge (Not Shown)
--	4085 536	1	B-CB-MB	BRACE, Instrument Pnl. Lower - Lt. To Brkt. (Not Shown) 1978
	4085 625	1	B-CB-MB	Left, 1979-80-81
--	4034 893	1	B-CB-MB	REINFORCEMENT, Inst. Pnl. To Eng. Hsg. Ext. (Not Shown)
--	4113 502	1	B	INSULATION, Upper Dash Panel

**LIGHT** A = All Sport Utility (Ramcharger). B = All Compact Models. D = Conventional Cab.  
**DUTY** AD = 2 Wheel Drive Only (Ramcharger). CB-MB = Compact Front Section Only. W = Conventional Cab 4 Wheel Drive.  
**CODES:** AW = 4 Wheel Drive Only (Ramcharger). P = Forward Control Chassis. M = Motor Home.

**MEDIUM-HEAVY CODES:** XNT = Low Cab Forward. D = Conventional Cab. S = School Bus. W = 4-Wheel Drive.

AR=Use as Required

# =New Part Number

Printed in U.S.A.

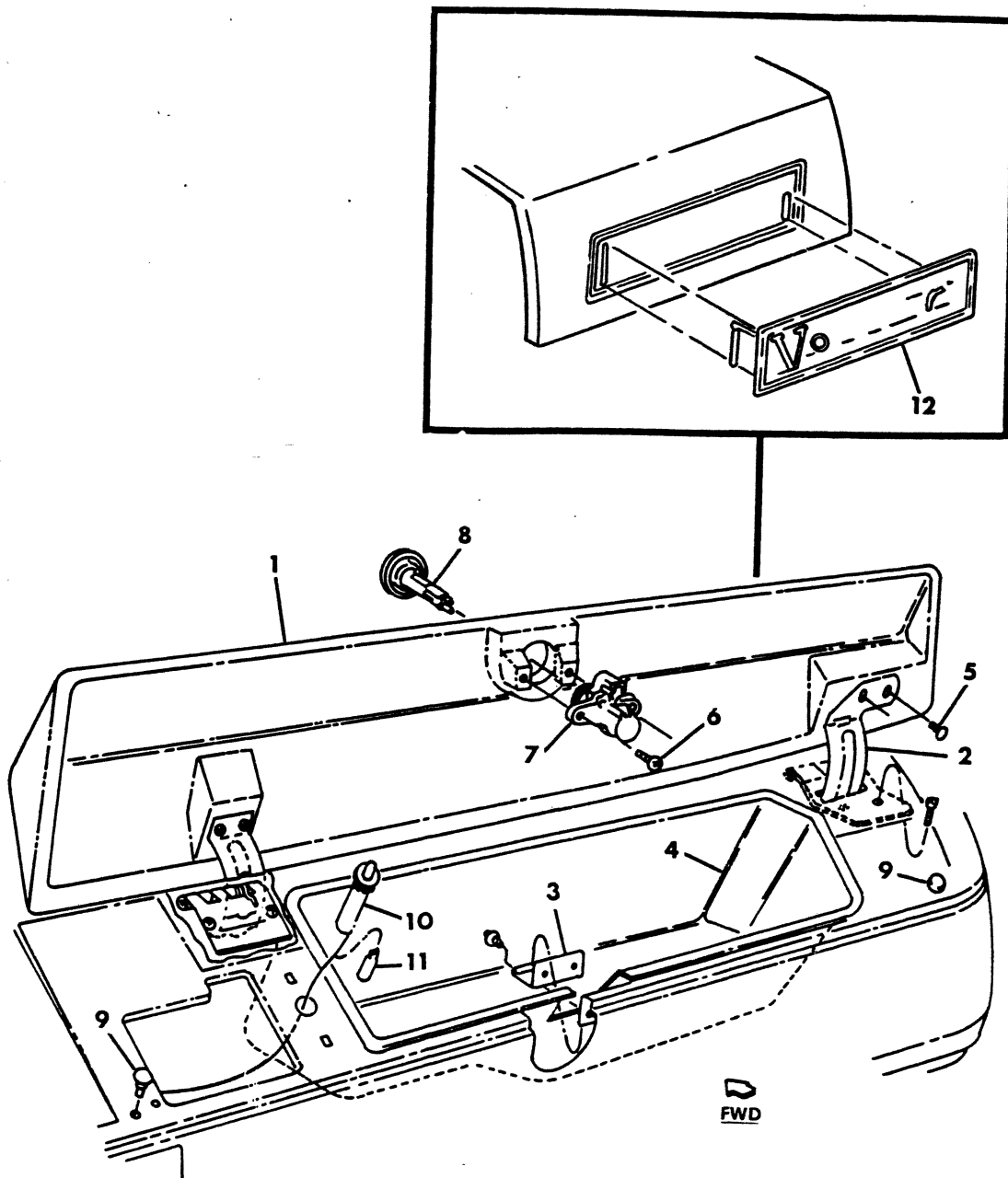
June, 1982





3323 2800A

GLOVE BOX & DOOR  
B - CB - MB



FWD

BODY

# 1978-81 LIGHT DUTY TRUCK PARTS CATALOG

ITEM	PART NUMBER	QTY	MODEL	DESCRIPTION
------	-------------	-----	-------	-------------

## GLOVE BOX & DOOR B - CB - MB

1	4034 268	1		DOOR ASSY,Glove Box, 1978-79-80
	4216 590	1		1981 (Paint as Req.) Up To 5-1-81
	4216 697	1		After 5-1-81
2	4034 273	1		HINGE ASSY,Left - 1978
	4085 535	1		Right - 1978
	4034 273	2		Right & Left, 1979-80-81
3	4085 566	1		CATCH,Door
4	4034 262	1		BOX,Glove
5	9414 722	4		SCREW
6	9416 043	2		SCREW
7	2999 806	1		LATCH,ASSY.
8	4085 458	1		CYLINDER & KEY
9	3590 551	2		BUMPER
10	2947 924	1		LAMP & SWITCH ASSY,(See Group 8)
11		1		BULB,(See Group 8)
12	4216 562	1		NAMEPLATE,Inst./Panel "Custom" - 1981
	4216 563	1		"Custom S.E." - 1981
	4216 564	1		"Royal" - 1981
	4216 565	1		"Royal S.E." - 1981
	4216 566	1		"Big Horn" - 1981
	4216 582	1		"Voyager" - 1981

<b>LIGHT</b>	A = All Sport Utility (Ramcharger).	B = All Compact Models.	D = Conventional Cab.
<b>DUTY</b>	AD = 2 Wheel Drive Only (Ramcharger).	CB-MB = Compact Front Section Only.	W = Conventional Cab 4 Wheel Drive.
<b>CODES:</b>	AW = 4 Wheel Drive Only (Ramcharger).	P = Forward Control Chassis.	M = Motor Home.

---

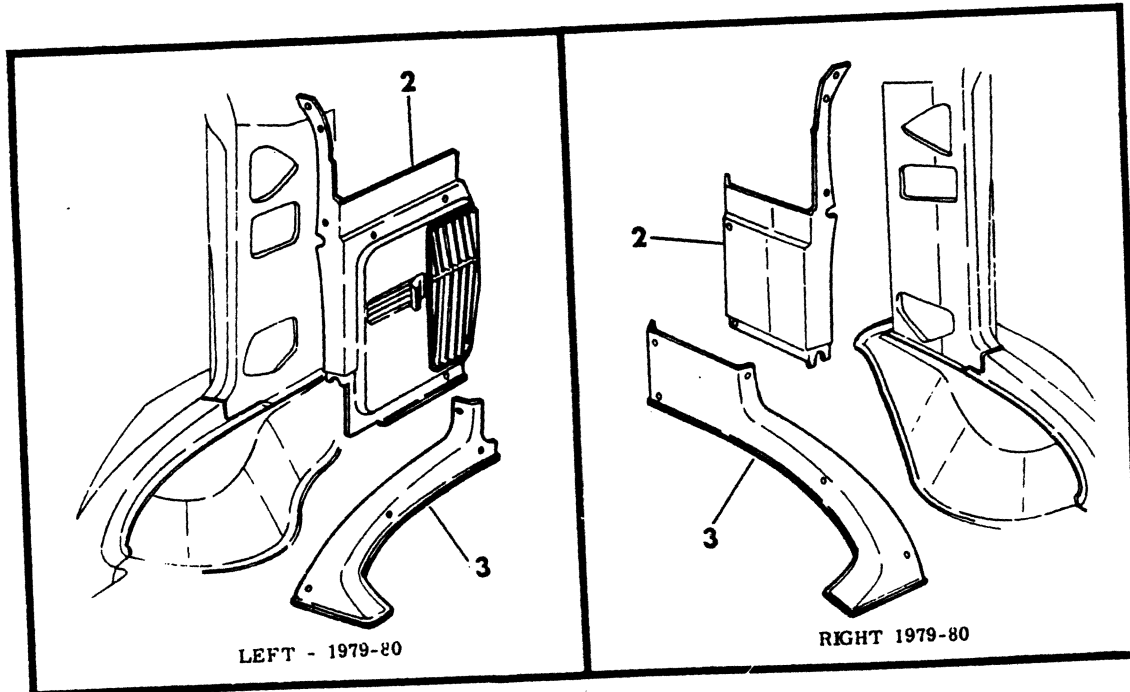
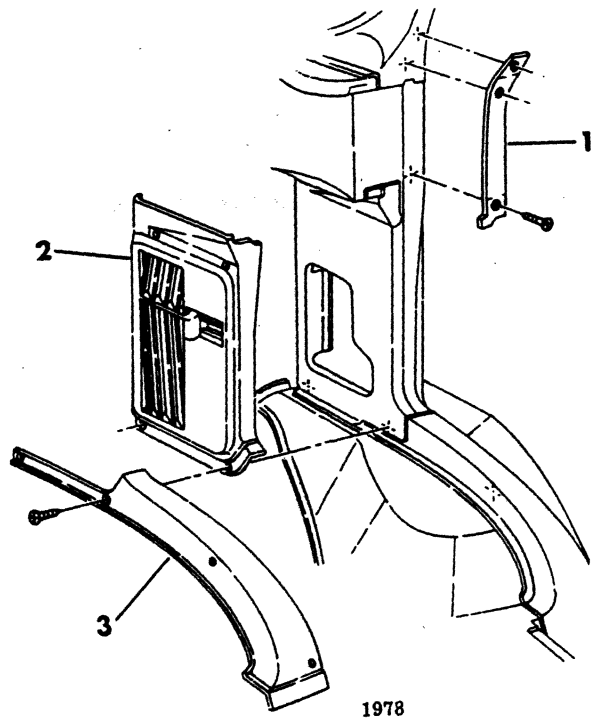
**MEDIUM-HEAVY CODES:** XNT = Low Cab Forward. D = Conventional Cab. S = School Bus. W = 4-Wheel Drive.

---

AR=Use as Required      # =New Part Number      Printed in U.S.A.      June, 1982

8323 2850B

## PANELS, TRIM - COWL SIDE B1,2,3



ITEM	PART NUMBER	QTY	MODEL	DESCRIPTION
<b>PANELS, TRIM - COWL SIDE B1,2,3</b>				
1	4084 486-7	1		PANEL, Cowl Hinge Plr. Lwr. Trim
2	4083 214-5	1		PANEL, Cowl Side Inner Air Vent Trim - 1978
	4119 236	1		Right - 1979
	4166 720	1		Right, 1980-81
	4119 247	1		Left - 1979
	4166 671	1		Left, 1980-81
3	4083 322-3	1		PANEL, Side Frt. W/House Qtr. Trim - 1978
	4119 296-7	1		1979-80-81
--	4113 956	1		CLIP, Cowl Side Trim (Not Shown)

<b>LIGHT</b>	A = All Sport Utility (Ramcharger).	B = All Compact Models.	D = Conventional Cab.
<b>DUTY</b>	AD = 2 Wheel Drive Only (Ramcharger).	CB-MB = Compact Front Section Only.	W = Conventional Cab 4 Wheel Drive.
<b>CODES:</b>	AW = 4 Wheel Drive Only (Ramcharger).	P = Forward Control Chassis.	M = Motor Home.

---

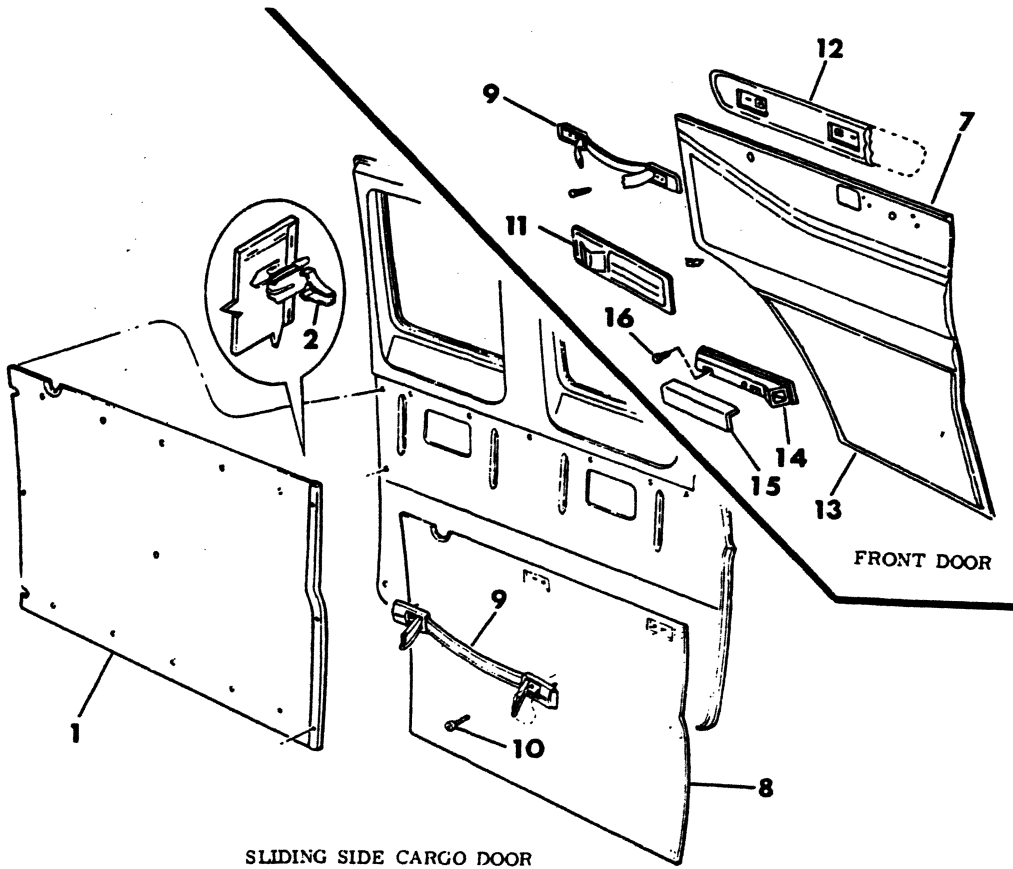
**MEDIUM-HEAVY CODES:** XNT = Low Cab Forward. D = Conventional Cab. S = School Bus. W = 4-Wheel Drive.

AR=Use as Required      # = New Part Number      Printed in U.S.A.      June, 1982

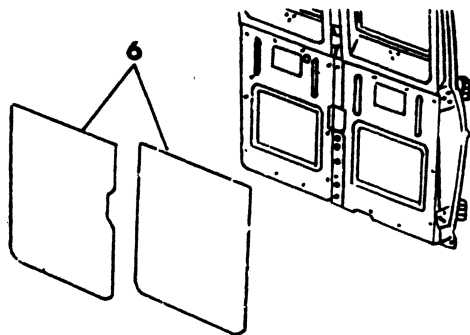
## PANELS TRIM - CARGO & FRONT DOORS

B1-2-3

8323 2900D

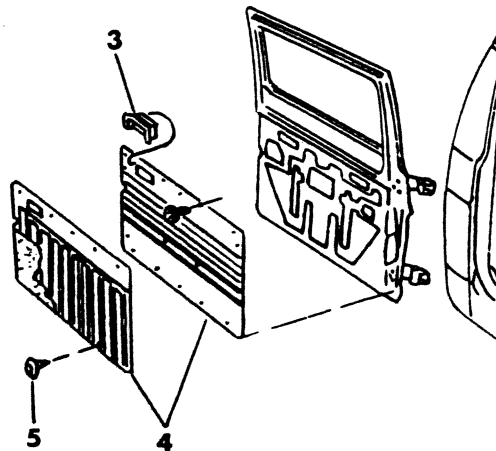


SLIDING SIDE CARGO DOOR



SIDE AND REAR HINGED CARGO DOOR

SINGLE REAR CARGO DOOR



BODY

# 1978-81 LIGHT DUTY TRUCK PARTS CATALOG

ITEM	PART NUMBER	QTY	MODEL	DESCRIPTION
<b>PANELS TRIM - CARGO &amp; FRONT DOORS</b>				
<b>B1-2-3</b>				
1		1		PANEL, Trim, w/Sliding Dr.
	4081 286	1		(LO-MID-LINE) w/Sliding Dr. Blue 1978-9
	4160 275	1		Blue - 1980
	4215 183	1		Blue - 1981
	4081 287	1		Green - 1978
	4119 878	1		Green, 1979-80
	4081 288	1		Caramel - 1978
	4119 880	1		Cashmere, 1979-80
	4215 184	1		Cashmere - 1981
2	1623 945	AR		FASTENER, Panel
3	3731 888	1		PROTECTOR, Upper - 1978
	4119 866	1		1979-80
	3731 892	1		Lower - 1978
	4119 867	1		1979-80
	3731 896	2		PROTECTOR, w/o Handle - 1978
	4119 869	2		1979-80
4	4081 316	1		PANEL, Trim (Hi-Line) w/Single Rr. Dr., Blue - 1978
	4113 684	1		Blue - 1979
	4161 451	1		Blue - 1980
	4215 193	1		Blue - 1981
	4081 317	1		Green - 1978
	4119 883	1		Green - 1979
	4161 453	1		Green - 1980
	4081 318	1		Red - 1978
	4118 257	1		Red - 1979
	4161 452	1		Red - 1980
	4215 195	1		Red - 1981
	4081 319	1		Caramel - 1978
	4119 885	1		Cashmere - 1979
	4161 454	1		Cashmere - 1980
	4215 194	1		Cashmere - 1981
	4081 289	1		(Mid-Line) w/Single Rear Dr., Blue, 1978-9
	4161 436	1		Blue - 1980
	4215 190	1		Blue - 1981
	4081 290	1		Green - 1978
	4119 882	1		Green, 1979-80
	4081 291	1		Caramel - 1978
	4119 884	1		Cashmere, 1979-80
	4215 191	1		Cashmere - 1981
5	1623 945	AR		FASTNER, Panel
6				PANEL, Side Cargo Hinged Dr.
	4081 274-5	1		(LO-MID-LINE) Side Cargo Drs., Blue, 1978-79
	4161 474-5	1		Blue - 1980
	4215 112	1		Right Blue - 1981
	4215 114	1		Left Blue - 1981
	4081 278-9	1		Green - 1978
	4119 870-1	1		Green, 1979-80
	4081 282-3	1		Caramel - 1978
	4119 872-3	1		Cashmere, 1979-80

<b>LIGHT</b>	A = All Sport Utility (Ramcharger).	B = All Compact Models.	D = Conventional Cab.
<b>DUTY</b>	AD = 2 Wheel Drive Only (Ramcharger).	CB-MB = Compact Front Section Only.	W = Conventional Cab 4 Wheel Drive.
<b>CODES:</b>	AW = 4 Wheel Drive Only (Ramcharger).	P = Forward Control Chassis.	M = Motor Home.

**MEDIUM-HEAVY CODES:** XNT = Low Cab Forward. D = Conventional Cab. S = School Bus. W = 4-Wheel Drive.

AR = Use as Required

# = New Part Number

Printed in U.S.A.

June, 1982

# 1978-81 LIGHT DUTY TRUCK PARTS CATALOG

BODY

ITEM	PART NUMBER	QTY	MODEL	DESCRIPTION
<b>PANELS TRIM - CARGO &amp; FRONT DOORS</b>				
<b>B1-2-3</b>				
	4215 158-9	1		Cashmere - 1981
	4081 292-3	1		(Hi-Line) Side Cargo Hinged Drs., Blue - 1978
	4113 660-1	1		Blue - 1979
	4161 478-9	1		Blue - 1980
	4215 162-3	1		Blue - 1981
	4081 296-7	1		Green - 1978
	4119 874-5	1		Green - 1979
	4161 480-1	1		Green - 1980
	4081 308-9	1		Caramel - 1978
	4119 876-7	1		Cashmere - 1979
	4161 482-3	1		Cashmere - 1980
	4215 164-5	1		Cashmere - 1981
	4081 304-5	1		Red - 1978
	4118 252-3	1		Red - 1979
	4161 484-5	1		Red - 1980
	4215 166-7	1		Red - 1981
	6031 551	1		CLIP, Side & Fr. C/Dr. Trim Pnl.
	3737 388-9	1		PANEL, Rear Cargo Hinged Dr.(Low-Line) White
	4081 276-7	1		(Mid-Line) Rr.Cargo Hge. Drs. Blue, 1978-9
	4161 458	1		Blue, Right - 1980
	4160 285	1		Blue, Left - 1980
	4215 170-1	1		Blue - 1981
	4081 280-1	1		Green - 1978
	4119 886-7	1		Green, 1979-80
	4081 284-5	1		Caramel - 1978
	4119 890-1	1		Cashmere, 1979-80
	4215 172-3	1		Cashmere - 1981
	4081 294-5	1		(Hi-Line) Rear Cargo Hinged Drs. Blue - 1978
	4113 670-1	1		Blue - 1979
	4161 466	1		Blue, Right - 1980
	4160 293	1		Blue, Left - 1980
	4215 176-7	1		Blue - 1981
	4081 298-9	1		Green - 1978
	4119 888-9	1		Green - 1979
	4161 468	1		Green, Right - 1980
	4160 295	1		Green, Left - 1980
	4081 310-1	1		Caramel - 1978
	4119 892-3	1		Cashmere - 1979
	4161 470	1		Cashmere, Right - 1980
	4160 297	1		Cashmere, Left - 1980
	4215 178-9	1		Cashmere - 1981
	4081 306-7	1		Red - 1978
	4118 254-5	1		Red - 1979
	4161 472	1		Red, Right - 1980
	4215 180-1	1		Red - 1981
7	4080 644-5	1		PANEL, Frt. Dr.Trim,(Low & Mid-Line) Blue, 1978-9
	4160 254-5	1		Blue - 1980
	4215 154-5	1		Blue - 1981
	4166 132-3	1		Black - 1980

**LIGHT** A = All Sport Utility (Ramcharger). B = All Compact Models. D = Conventional Cab.  
**DUTY** AD = 2 Wheel Drive Only (Ramcharger). CB-MB = Compact Front Section Only. W = Conventional Cab 4 Wheel Drive.  
**CODES:** AW = 4 Wheel Drive Only (Ramcharger). P = Forward Control Chassis. M = Motor Home.

**MEDIUM-HEAVY CODES:** XNT = Low Cab Forward. D = Conventional Cab. S = School Bus. W = 4-Wheel Drive.

AR=Use as Required

# =New Part Number

Printed in U.S.A.

June, 1982



BODY

**1978-81 LIGHT DUTY TRUCK PARTS CATALOG**

ITEM	PART NUMBER	QTY	MODEL	DESCRIPTION
<b>PANELS TRIM - CARGO &amp; FRONT DOORS B1-2-3</b>				
	4215 308-9	1		Black - 1981
	4080 646-7	1		Green - 1978
	4119 858-9	1		Green - 1979
	4160 256-7	1		Green - 1980
	4080 650-1	1		Caramel - 1978
	4119 860-1	1		Cashmere - 1979
	4160 258-9	1		Cashmere - 1980
	4215 156-7	1		Cashmere - 1981
	4080 630-1	1		(Hi-Line & Prem) Frt. Door Trim Blue - 1978
	4119 848-9	1		Blue - 1979
	4160 008-9	1		Blue - 1980
	4215 146-7	1		Blue - 1981
	4166 146-7	1		Black - 1980
	4080 632-3	1		Green - 1978
	4119 850-1	1		Green - 1979
	4160 010-1	1		Green - 1980
	4080 636-7	1		Caramel - 1978
	4119 852-3	1		Cashmere - 1979
	4160 012-3	1		Cashmere - 1980
	4215 148-9	1		Cashmere - 1981
	4080 638-9	1		Red - 1978
	4119 854-5	1		Red - 1979
	4160 014-5	1		Red - 1980
	4215 150-1	1		Red - 1981
	6031 551	AR		CLIP, Trim Panel
8	4081 312	1		PANEL, Trim (Hi-Line) Blue - 1978
	4113 679	1		Blue - 1979
	4160 279	1		Blue - 1980
	4215 186	1		Blue - 1981
	4081 313	1		Green - 1978
	4119 879	1		Green - 1979
	4161 428	1		Green - 1980
	4081 315	1		Caramel - 1978
	4119 881	1		Cashmere - 1979
	4161 434	1		Cashmere - 1980
	4215 187	1		Cashmere - 1981
	4081 314	1		Red - 1978
	4118 256	1		Red - 1979
	4160 282	1		Red - 1980
	4215 188	1		Red - 1981
9	4081 955	1		PULL HANDLE, Frt. & Side c/Dr. Blue, 1978-9
	4166 140	1		Blue - 1980-81
	4166 142	1		Black - 1980-81
	4081 956	1		Green - 1978
	4119 844	1		Green, 1979-80
	4081 957	1		Caramel - 1978
	4119 845	1		Cashmere, 1979-80-81
	4081 958	1		Red, 1978-9
	4166 141	1		Red - 1980-81

**LIGHT** A = All Sport Utility (Ramcharger). B = All Compact Models. D = Conventional Cab.  
**DUTY** AD = 2 Wheel Drive Only (Ramcharger). CB-MB = Compact Front Section Only. W = Conventional Cab 4 Wheel Drive.  
**CODES:** AW = 4 Wheel Drive Only (Ramcharger). P = Forward Control Chassis. M = Motor Home.

**MEDIUM-HEAVY CODES:** XNT = Low Cab Forward. D = Conventional Cab. S = School Bus. W = 4-Wheel Drive.

AR=Use as Required

#=New Part Number

Printed in U.S.A.

June, 1982

# 1978-81 LIGHT DUTY TRUCK PARTS CATALOG

BODY

ITEM	PART NUMBER	QTY	MODEL	DESCRIPTION
------	-------------	-----	-------	-------------

**PANELS TRIM - CARGO & FRONT DOORS  
 B1-2-3**

10	6031 720	2		SCREW, Pull Handle
	3762 861	AR		INSULATION, Cargo Door
11	4084 344	1		COVER ASSY., Frt. Door Lock Handle
12	4080 982-3	1		BOLSTER ASSY. Frt. Dr. Trim Pnl., Blue, 1978-9
	4166 134-5	1		Blue - 1980-81
	4166 138-9	1		Black - 1980-81
	4080 984-5	1		Green -1978
	4119 840-1	1		Green, 1979-80
	4080 986-7	1		Caramel -1978
	4119 842-3	1		Cashmere, 1979-80-81
	4080 988-9	1		Red, 1978-9
	4166 136-7	1		Red -1980
	6031 551	1		CLIP, Trim Pnl.
	13	4168 644	1	
R113 RX9		1		Black, 1980-81
4168 491		1		Green - 1980
4168 492		1		Cashmere, 1980-81
14	R113 TM6	1		Red, 1980-81
	D503 JX9	2	ALL	BASE, Frt. Door Arm Rest, Paint as Req.
15	D503 JZ1	2	ALL	Bright
	3498 486	2	ALL	PAD, W/Plate, Frt. Door Arm Rest, Black
	4038 345	2	ALL	Blue, 1978-79
	4166 318	2	ALL	Blue, 1980-81
	4038 346	2	ALL	Green, 1978
	4119 466	2	ALL	Green, 1979-80
	4083 070	2	ALL	Red, 1978-79
	4166 317	2	ALL	Red, 1980-81
	4038 347	2	ALL	Caramel, 1978
	4119 467	2	ALL	Cashmere, 1979-80-81
16		2	ALL	SCREW, 1/4-14x2 (Do Not Service)

**LIGHT** A = All Sport Utility (Ramcharger). B = All Compact Models. D = Conventional Cab.  
**DUTY** AD = 2 Wheel Drive Only (Ramcharger). CB-MB = Compact Front Section Only. W = Conventional Cab 4 Wheel Drive.  
**CODES:** AW = 4 Wheel Drive Only (Ramcharger). P = Forward Control Chassis. M = Motor Home.

**MEDIUM-HEAVY CODES:** XNT = Low Cab Forward. D = Conventional Cab. S = School Bus. W = 4-Wheel Drive.

AR=Use as Required

# = New Part Number

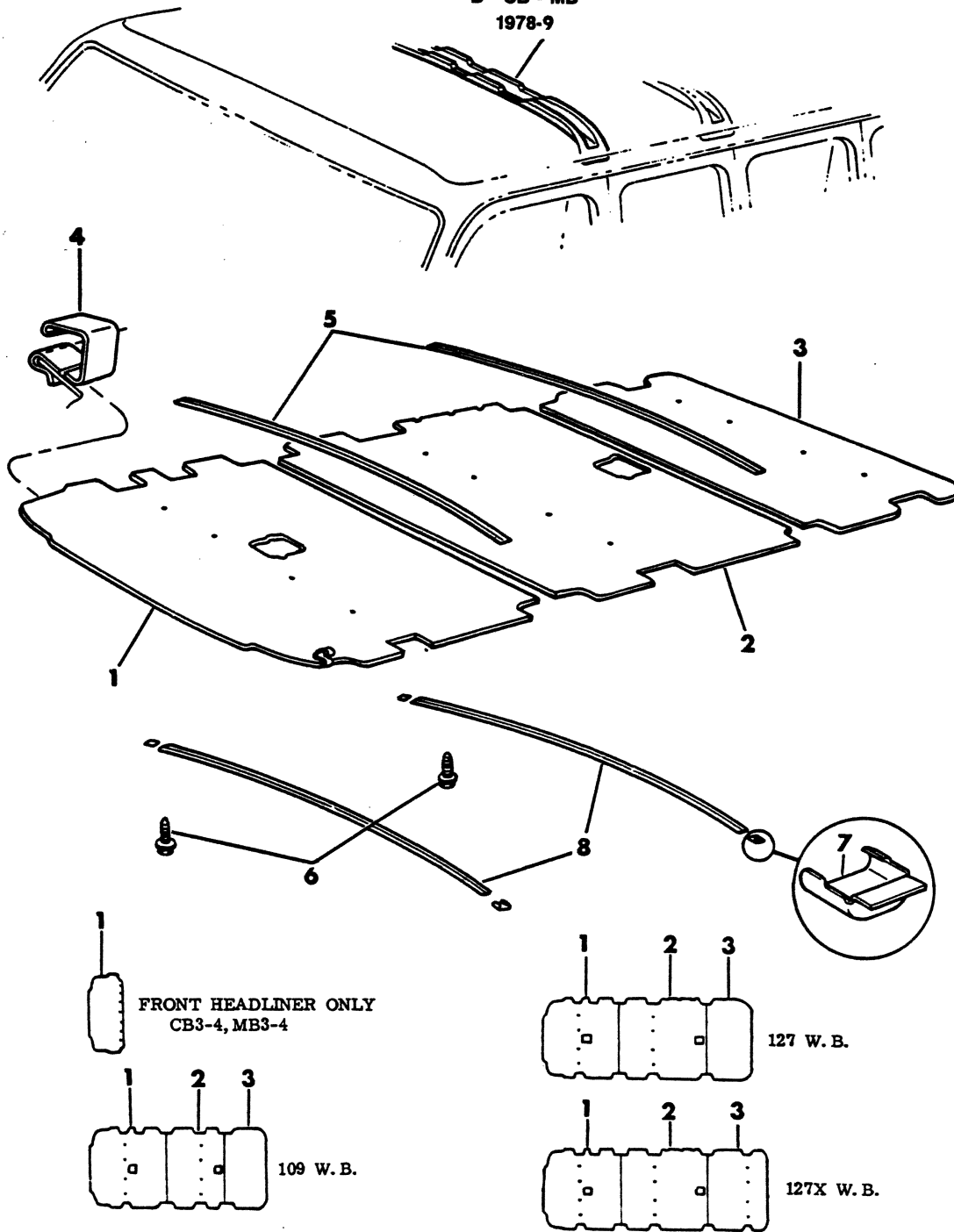
Printed in U.S.A.

June, 1982



8323 3000A

**PANELS - HEADLINER**  
**B - CB - MB**  
**1978-9**



ITEM	PART NUMBER	QTY	MODEL	DESCRIPTION
<b>PANELS - HEADLINER</b>				
<b>B - CB - MB</b>				
<b>1978-9</b>				
1	4080 427	1	B1,2,3	PANEL #1 (Low & Mid-Line) Front White
	4080 437	1	CB3,4	PANEL #1 (Low & Mid-Line) Front White
	4080 353	1	B1,2,3	PANEL #1 (High Line) Vinyl White
	4080 349	1	B1,2,3	Blue
	4080 350	1	B1,2,3	Green - 1978
	4119 488	1	B1,2,3	Green - 1979
	4080 351	1	B1,2,3	Caramel - 1978
	4119 490	1	B1,2,3	Cashmere - 1979
	4080 425	1	MB3,4	Caramel - 1978
	4119 497	1	MB3,4	Caramel - 1979
	4080 352	1	B1,2,3	Red
2	4080 429	1	B1,2,3	PANEL, #2 (Low & Mid-Line) 109"W.B.Ctr.White
	4080 431	1	B1,2,3	127"W.B.White
	4080 361	1	B1,2,3	PANEL, #2 (Hi-Line) Ctr.White
	4080 357	1	B1,2,3	Blue
	4080 358	1	B1,2,3	Green - 1978
	4119 491	1	B1,2,3	Green - 1979
	4080 359	1	B1,2,3	Caramel - 1978
	4119 492	1	B1,2,3	Cashmere - 1979
	4080 360	1	B1,2,3	Red
3	4080 433	1	B1,2,3	PANEL, #3 (Low & Mid-Line) Rear w/109,127"W.B.White
	4080 435	1	B2,3	w/127"Ext.W.B.
	4080 421	1	B1,2,3	PANEL, #3 (Hi-Line) 127"W.B.Vinyl White
	4080 423	1	B2,3	w/127"Ext.W.B.
	4080 365	1	B1,2,3	Blue, 127"W.B.
	4080 355	1	B2,3	Blue, 127"Ext.W.B.
	4080 366	1	B1,2,3	Green, w/127"W.B. - 1978
	4119 495	1	B1,2,3	1979
	4080 362	1	B2,3	Green, w/127"Ext.W.B. - 1978
	4119 493	1	B2,3	1979
	4080 367	1	B1,2,3	Caramel, w/127"W.B. - 1978
	4119 496	1	B1,2,3	Cashmere - 1979
	4080 363	1	B2,3	Caramel, w/127" Ext. W.B. - 1978
	4119 494	1	B2,3	Cashmere - 1979
	4080 420	1	B1,2,3	Red, w/127"W.B.
	4080 422	1	B2,3	Red, w/127"Ext.W.B.
4	6029 549	2	B1,2,3	CLIP, Front Panel
5	4084 540	AR	B1,2,3	RETAINER, Roof Bow
6		AR	B1,2,3	SCREW, (Not Serviced)
7	4083 512	AR	B1,2,3	CAP, Moulding Primed - 1978
	4118 357	AR	B1,2,3	1979
8	4083 505	AR	B1,2,3	MOULDING, Primed
9	4084 131	AR	B-MB	BOW, Roof Front & Center
	4084 132	1	B1,2,3	Roof Rear Only
--	4084 409	AR	B1,2,3	INSULATION, Roof H/Lining, Trim Pnl. (Not Shown)

**LIGHT** A = All Sport Utility (Ramcharger). B = All Compact Models. D = Conventional Cab.  
**DUTY** AD = 2 Wheel Drive Only (Ramcharger). CB-MB = Compact Front Section Only. W = Conventional Cab 4 Wheel Drive.  
**CODES:** AW = 4 Wheel Drive Only (Ramcharger). P = Forward Control Chassis. M = Motor Home.

**MEDIUM-HEAVY CODES:** XNT = Low Cab Forward. D = Conventional Cab. S = School Bus. W = 4-Wheel Drive.

AR = Use as Required

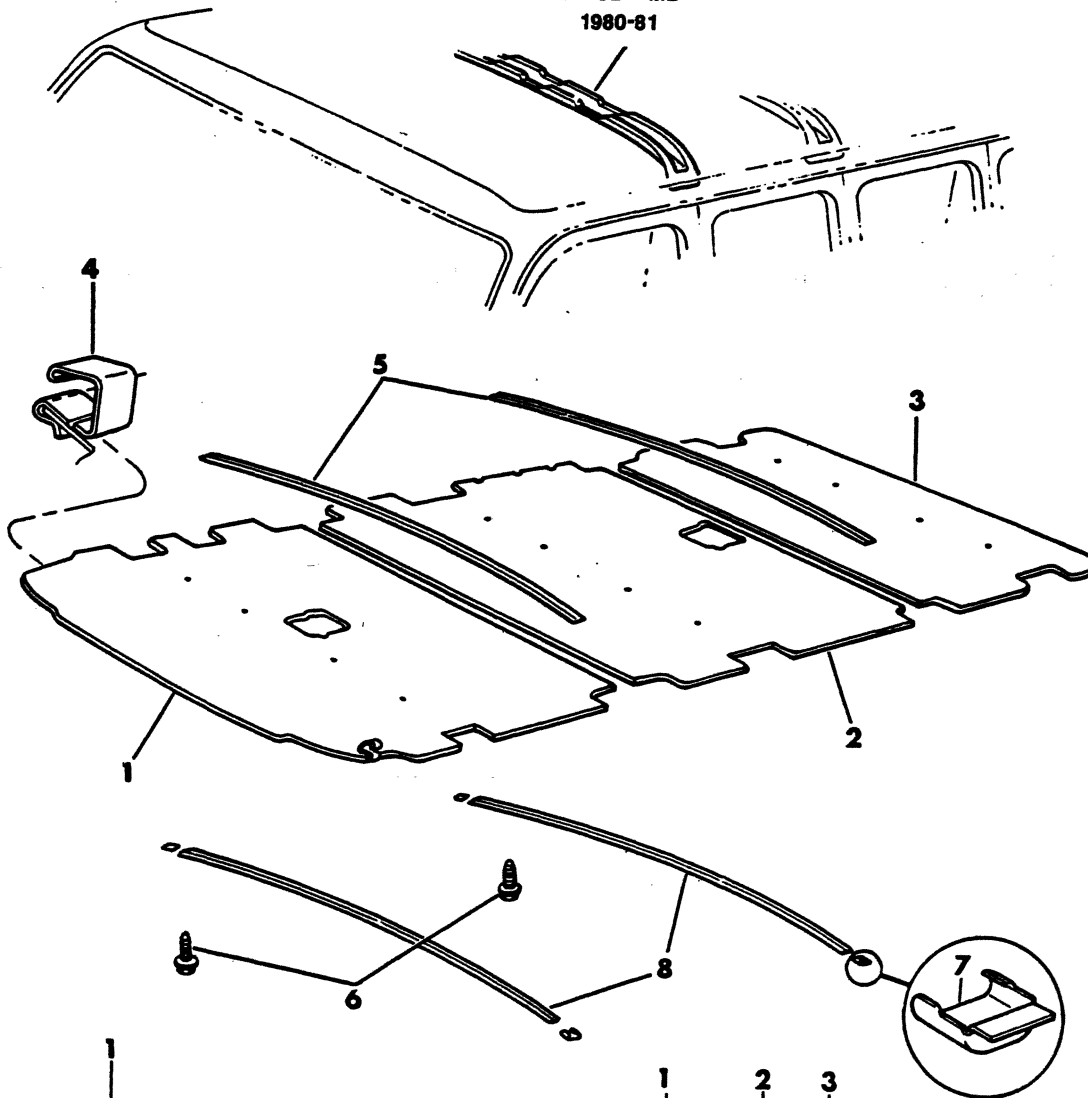
# = New Part Number

Printed in U.S.A.

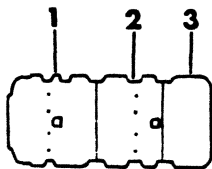
June, 1982

8323 3100

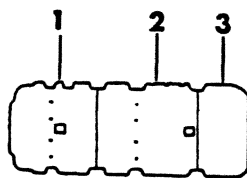
PANELS - HEADLINER  
B - CB - MB  
1980-81



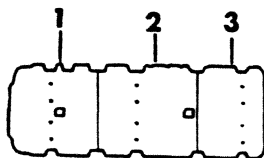
FRONT HEADLINER ONLY  
CB3-4, MB3-4



109 W. B.



127 W. B.



127X W. B.

BODY

# 1978-81 LIGHT DUTY TRUCK PARTS CATALOG

ITEM	PART NUMBER	QTY	MODEL	DESCRIPTION
------	-------------	-----	-------	-------------

## PANELS - HEADLINER

B - CB - MB

1980-81

NOTE: Vinyl Hi-Line Headliners Not Used In 1981

1				PANEL, Frt.(Vinyl) Lo-Mid. & Hi w/Rear Compt. H/Liner
	4168 317	1	B	Blue,Up To 8-6-80
	4263 153	1	B	Blue,After 8-6-80
	4168 318	1	B	Green - 1980
	4168 319	1	B	Cashmere,Up To 8-18-80
	4263 154	1	B	Cashmere,After 8-18-80
	4168 320	1	B	Red,Up To 6-1-81
	4263 155	1	B	Red,After 6-1-81
		1		PANEL, Frt. (Vinyl) Lo-Mid. & Hi w/o Rear Compt H/Liner
	4168 316	1	B-CB-MB	Black,Up To 8-18-80
	4263 148	1	B	Black,After 8-18-80
	4168 604	1	CB-MB	Blue - 1980
	4168 604	1	B	Blue - 1981,Up To 9-22-80
	4263 149	1	B	Blue - 1981,After 9-22-80
	4168 605	1	CB-MB	Green - 1980
	4168 314	1	B-CB-MB	Cashmere,Up To 8-25-80
	4263 150	1	B-CB-MB	Cashmere,After 8-25-80
	4168 606	1	B-CB-MB	Red,Up To 11-3-80
	4263 151	1	B-CB-MB	Red,After 11-3-80
				PANEL, Frt. (Cloth) Hi-Prem. w/Rear Compt. H/Liner
	4160 453	1	B	Blue
	4160 455	1	B	Cashmere
	4160 457	1	B	Red
				PANEL, Frt. (Cloth) Hi-Prem. w/o Rear Compt. H/Liner
	4215 350	1	B	Black - 1981
	4215 351	1	B	Blue - 1981
	4215 353	1	B	Cashmere - 1981
	4215 354	1	B	Red - 1981
2				PANEL, Ctr. w/109"W.B.(Vinyl) Low, Mid. & Hi
	4168 323	1	B	Blue,Up To 8-6-80
	4263 144	1	B	Blue,After 8-6-80
	4168 324	1	B	Green - 1980
	4168 325	1	B	Cashmere,Up To 8-18-80
	4263 145	1	B	Cashmere,After 8-18-80
	4168 326	1	B	Red,Up To 1-5-81
	4263 146	1	B	Red,After 1-5-81
	4215 346	1	B	Blue, w/109" W.B. (Cloth) Hi & Prem.- 1981
	4215 348	1	B	Cashmere - 1981
	4215 349	1	B	Red - 1981
	4168 393	1	B	Blue, w/127" & 127"Ext.W.B.(Vinyl) Low, Mid & Hi,Up To 8-6-80
	4263 140	1	B	Blue, w/127" & 127"Ext.W.B.(Vinyl) Low, Mid & Hi,After 8-6-80
	4168 394	1	B	Green - 1980
	4168 395	1	B	Cashmere,Up To 8-18-80,
	4263 141	1	B	Cashmere,After 8-18-80
	4168 396	1	B	Red,Up To 12-1-80
	4263 142	1	B	Red,After 12-1-80
	4160 462	1	B	Blue, w/127" & 127"Ext.W.B.(Cloth) Hi & Prem.
	4160 464	1	B	Cashmere

<b>LIGHT</b>	A = All Sport Utility (Ramcharger).	B = All Compact Models.	D = Conventional Cab.
<b>DUTY</b>	AD = 2 Wheel Drive Only (Ramcharger).	CB-MB = Compact Front Section Only.	W = Conventional Cab 4 Wheel Drive.
<b>CODES:</b>	AW = 4 Wheel Drive Only (Ramcharger).	? = Forward Control Chassis.	M = Motor Home.

**MEDIUM-HEAVY CODES:** XNT = Low Cab Forward. D = Conventional Cab. S = School Bus. W = 4-Wheel Drive.

AR=Use as Required

# =New Part Number

Printed in U.S.A.

June, 1982

# 1978-81 LIGHT DUTY TRUCK PARTS CATALOG

BODY

ITEM	PART NUMBER	QTY	MODEL	DESCRIPTION
<b>PANELS - HEADLINER</b>				
<b>B - CB - MB</b>				
<b>1980-81</b>				
	4160 465	1	B	Red
3			B	PANEL, Rr. w/109" & 127"W.B.(Vinyl) Low, Mid & Hi
	4168 399	1	B	Blue,Up To 8-6-80
	4263 157	1	B	Blue,After 8-6-80
	4168 400	1	B	Green - 1980
	4168 401	1	B	Cashmere,Up To 8-25-80
	4263 158	1	B	Cashmere,After 8-25-80
	4168 402	1	B	Red,Up To 6-1-81
	4263 159	1	B	Red,After 6-1-81
	4168 405	1	B	Blue, w/127"Ext. W.B. (Vinyl) Low, Mid. & Hi,Up To 8-6-80
	4263 161	1	B	Blue, w/127"Ext. W.B. (Vinyl) Low, Mid. & Hi,After 8-6-80
	4168 406	1	B	Green - 1980
	4168 407	1	B	Cashmere,Up To 9-1-80
	4263 162	1	B	Cashmere,After 9-1-80
	4168 408	1	B	Red,Up To 6-1-81
	4263 163	1	B	Red,After 6-1-81
	4160 461	1	B	Blue, w/109" & 127" W.B. (Cloth) Hi & Prem.
	4160 470	1	B	Cashmere
	4160 471	1	B	Red
	4160 460	1	B	Blue, w/127"Ext. W.B.(Cloth) Hi-Prem.
	4160 468	1	B	Cashmere
	4160 474	1	B	Red
4	6029 456	2	B,CB,MB	CLIP, Frt. Pnl.
5	4084 540	2	B	RETAINER, Roof Bow
6	9420 486	AR	B,CB,MB	SCREW, Self Drig. & Tap
	9420 486	AR	B,CB,MB	1981
7	4118 357	4	B	CAP, Moulding Primed
8	4083 505	2	B	MOULDING, Primed
9	4084 131	AR	B,MB	BOW, Roof Frt. & Center - 1980
	4212 162	AR	B,MB	1981
	4084 132	1	B	BOW, Roof Rear Only - 1980
	4212 166	1	B	1981
	4084 409	AR	B	INSULATION, Roof H/Line Trim (Not Shown)

<b>LIGHT DUTY CODES:</b>	A = All Sport Utility (Ramcharger).	B = All Compact Models.	D = Conventional Cab.
	AD = 2 Wheel Drive Only (Ramcharger).	CB-MB = Compact Front Section Only.	W = Conventional Cab 4 Wheel Drive.
	AW = 4 Wheel Drive Only (Ramcharger).	P = Forward Control Chassis.	M = Motor Home.

**MEDIUM-HEAVY CODES:** XNT = Low Cab Forward. D = Conventional Cab. S = School Bus. W = 4-Wheel Drive.

AR=Use as Required

# =New Part Number

Printed in U.S.A.

June, 1982

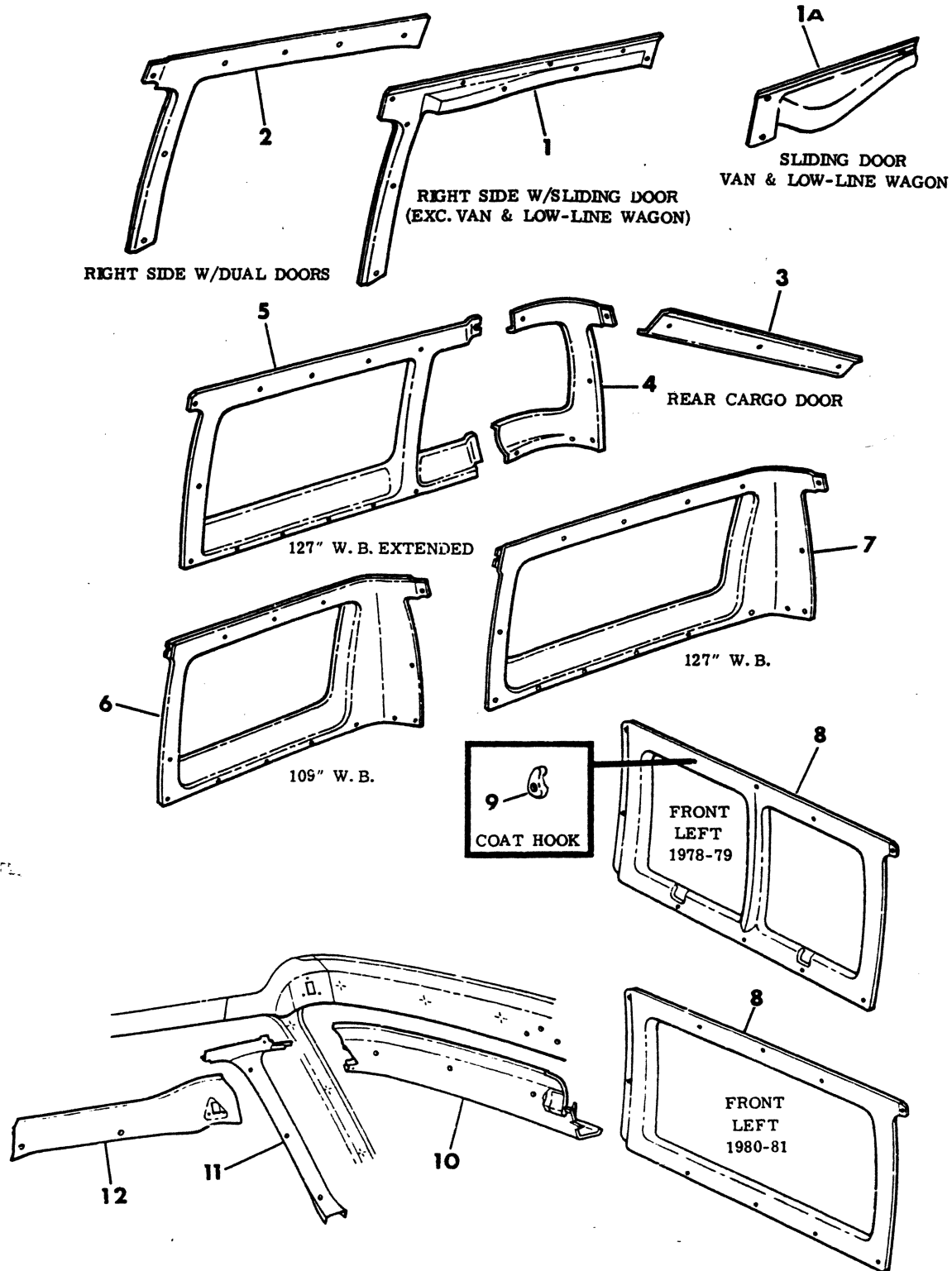




# 1978-81 LIGHT DUTY TRUCK PARTS CATALOG

8323 3200C

## PANELS - UPPER TRIM B1,2,3



ITEM	PART NUMBER	QTY	MODEL	DESCRIPTION
------	-------------	-----	-------	-------------

PANELS - UPPER TRIM  
B1,2,3

NOTE: ALL PANELS LISTED BELOW ARE WHITE. PAINT AS REQUIRED.

1	4080 253	1		PANEL, Side Cargo Door, Upper, w/Sliding Dr. 1978-79-80
	4215 081	1		1981
1A	4113 486	1		PANEL, Side Cargo, Upper, W/Sliding Dr.
2	4080 207	1		PANEL, Side Cargo Door, Upper, w/Hinged Door- 1978
	4118 154	1		1979-80
	4215 079	1		1981
3	3495 530	1		PANEL, Rear Cargo Door, Upper
4	4087 230-1	1		PANEL, Rear Corner, Upper, 1978-79-80
	4215 098-9	1		1981
5	4080 234-5	1		PANEL, Side, Rr. Upr., w/127" Ext. W.B., 1978-9
	4166 514-5	1		1980-81
6	4080 224-5	1		PANEL, Side, Rear, Upper, w/109" W.B. - 1978
	4118 170-1	1		1979
	4166 516-7	1		1980-81
7	4118 162-3	1		PANEL, Side, Rr., Upper, w/127" W.B., 1978-9
	4166 512-3	1		1980-81
	4166 514-5	1		w/127" Ext.W.B 1980-81
8	4118 166	1		PANEL, Side Front, Upper (1978-79)
	4215 479	1		1980-81
9	3685 992	AR		HOOK, Coat
10	4081 394	1		PANEL, Windshield Header Trim - 1978
	4119 290	1		1979
	4166 484	1		1980
	4215 067	1		1981
11	4118 214-5	1		PANEL, Hinge Pillar Upper Trim, 1978-9
	4166 482-3	1		1980
	4215 068-9	1		1981
12	4080 244-5	1		PANEL, Door Header Upper Trim, 1978-9
	4166 518-9	1		1980
	4215 084-5	1		1981

**LIGHT** A = All Sport Utility (Ramcharger). B = All Compact Models. D = Conventional Cab.  
**DUTY** AD = 2 Wheel Drive Only (Ramcharger). CB-MB = Compact Front Section Only. W = Conventional Cab 4 Wheel Drive.  
**CODES:** AW = 4 Wheel Drive Only (Ramcharger). P = Forward Control Chassis. M = Motor Home.

**MEDIUM-HEAVY CODES:** XNT = Low Cab Forward. D = Conventional Cab. S = School Bus. W = 4-Wheel Drive.

AR=Use as Required

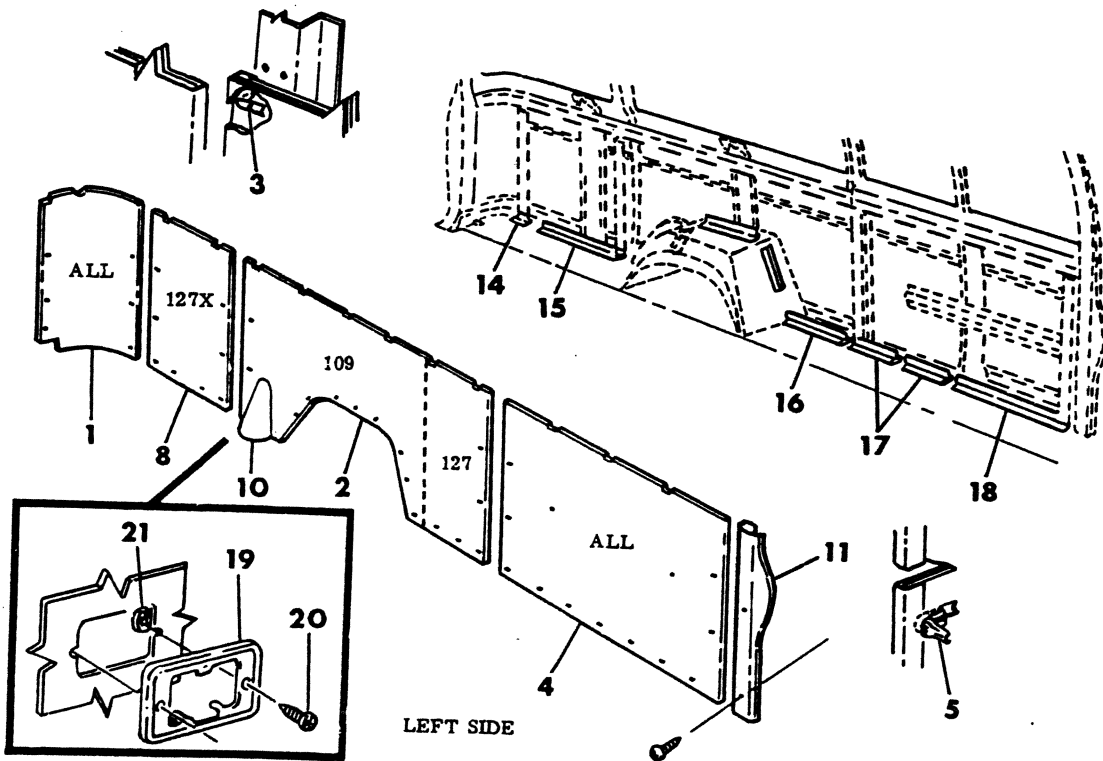
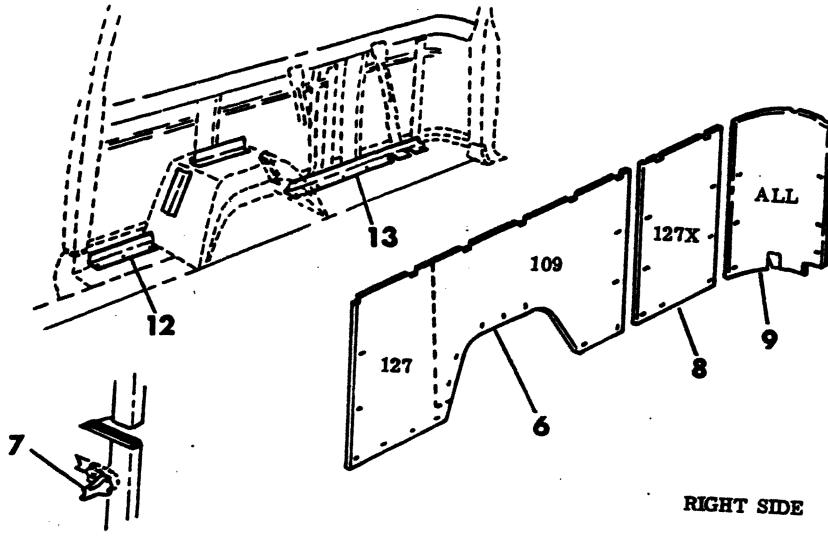
# =New Part Number

Printed in U.S.A.

June, 1982

8323 3300C

PANELS - LOWER TRIM  
B1,2,3,



ITEM	PART NUMBER	QTY	MODEL	DESCRIPTION
------	-------------	-----	-------	-------------

PANELS - LOWER TRIM  
 B1,2,3,

ITEM	PART NUMBER	QTY	MODEL	DESCRIPTION
1				PANEL, Rr. Corner Lower, Left, (Low & Mid-Line)
	4081 111	1		w/109" & 127" W.B., Blue, 1978-9
	4160 833	1		Blue - 1980
	4215 135	1		Blue - 1981
	4081 113	1		Green - 1978
	4119 579	1		Green, 1979-80
	4081 115	1		Caramel- 1978
	4119 595	1		Cashmere, 1979-80
	4215 137	1		Cashmere - 1981
	4087 321	1		w/127" Ext. W.B., Blue, 1978-9
	4160 835	1		Blue - 1980
	4215 141	1		Blue - 1981
	4087 323	1		Green - 1978
	4119 581	1		Green, 1979-80
	4087 325	1		Caramel - 1978
	4119 597	1		Cashmere, 1979-80
	4215 143	1		Cashmere - 1981
	4081 167	1		(Hi-Line) w/127" W.B., Blue - 1978
	4113 631	1		Blue - 1979
	4160 821	1		Blue - 1980
	4215 119	1		Blue - 1981
	4081 171	1		Green - 1978
	4119 555	1		Green - 1979
	4161 441	1		Green - 1980
	4081 175	1		Caramel - 1978
	4119 557	1		Cashmere - 1979
	4161 443	1		Cashmere - 1980
	4215 121	1		Cashmere - 1981
	4081 173	1		Red - 1978
	4118 217	1		Red - 1979
	4160 823	1		Red - 1980
	4215 123	1		Red - 1981
	4087 311	1		w/127" Ext. W.B., Blue - 1978
	4113 641	1		Blue - 1979
	4160 825	1		Blue - 1980
	4215 127	1		Blue - 1981
	4087 313	1		Green - 1978
	4119 559	1		Green - 1979
	4161 447	1		Green - 1980
	4087 317	1		Caramel - 1978
	4119 561	1		Cashmere - 1979
	4161 449	1		Cashmere - 1980
	4215 129	1		Cashmere - 1981
	4087 315	1		Red - 1978
	4118 219	1		Red - 1979
	4160 827	1		Red - 1980
	4215 131	1		Red - 1981

2				PANEL, Side Rear Lower, Left (Low and Mid-Line)
	4081 087	1		w/109" W.B., Blue, 1978-9

<b>LIGHT DUTY CODES:</b>	A = All Sport Utility (Ramcharger).	B = All Compact Models.	D = Conventional Cab.
	AD = 2 Wheel Drive Only (Ramcharger).	CB-MB = Compact Front Section Only.	W = Conventional Cab 4 Wheel Drive.
	AW = 4 Wheel Drive Only (Ramcharger).	P = Forward Control Chassis.	M = Motor Home.

**MEDIUM-HEAVY CODES:** XNT = Low Cab Forward. D = Conventional Cab. S = School Bus. W = 4-Wheel Drive.

# 1978-81 LIGHT DUTY TRUCK PARTS CATALOG

BODY

ITEM	PART NUMBER	QTY	MODEL	DESCRIPTION
------	-------------	-----	-------	-------------

## PANELS - LOWER TRIM B1,2,3,

	4166 301	1		Blue - 1980
	4215 313	1		Blue - 1981
	4081 089	1		Green - 1978
	4119 979	1		Green, 1979-80
	4081 091	1		Caramel - 1978
	4119 983	1		Cashmere, 1979-80
	4215 299	1		Cashmere - 1981
	4081 099	1		w/127" & 127" Ext. W.B., Blue, 1978-9
	4166 303	1		Blue - 1980
	4215 321	1		Blue - 1981
	4081 101	1		Green - 1978
	4119 981	1		Green, 1979-80
	4081 103	1		Caramel - 1978
	4119 985	1		Cashmere, 1979-80
	4215 319	1		Cashmere - 1981
	4215 049	1		(Hi-PREM) w/109" W.B., Blue - 1981
	4215 053	1		Cashmere - 1981
	4215 055	1		Red - 1981
	4081 157	1		(Hi-Prem.) w/127" & 127" Ext, Blue - 1978
	4113 603	1		Blue - 1979
	4160 809	1		Blue - 1980
	4215 249	1		Blue - 1981
	4081 203	1		Green - 1978
	4119 441	1		Green - 1979
	4161 423	1		Green - 1980
	4081 199	1		Caramel - 1978
	4119 443	1		Cashmere - 1979
	4161 427	1		Cashmere - 1980
	4215 253	1		Cashmere - 1981
	4081 151	1		Red - 1978
	4118 249	1		Red - 1979
	4160 813	1		Red - 1980
	4215 255	1		Red - 1981
3	1623 945	AR		FASTENER - 1978
	6031 536	AR		1979-80-81
4		1		PANEL, Side Front, Lower, Left, (Low & Mid-Line)
	4084 067	1		Blue, 1978-9
	4166 305	1		Blue, 1980
	4215 293	1		Blue, 1981
	4084 069	1		Green - 1978
	4119 995	1		Green, 1979-80
	4084 071	1		Caramel - 1978
	4119 997	1		Cashmere, 1979-80
	4215 291	1		Cashmere, 1981
	4081 133	1		(Hi-Prem.) Blue - 1978
	4113 621	1		Blue - 1979
	4160 817	1		Blue - 1980
	4215 239	1		Blue - 1981
	4081 127	1		Green - 1978

<b>LIGHT</b>	A = All Sport Utility (Ramcharger).	B = All Compact Models.	D = Conventional Cab.
<b>DUTY</b>	AD = 2 Wheel Drive Only (Ramcharger).	CB-MB = Compact Front Section Only.	W = Conventional Cab 4 Wheel Drive.
<b>CODES:</b>	AW = 4 Wheel Drive Only (Ramcharger).	P = Forward Control Chassis.	M = Motor Home.

**MEDIUM-HEAVY CODES:** XNT = Low Cab Forward. D = Conventional Cab. S = School Bus. W = 4-Wheel Drive.

AR=Use as Required

# =New Part Number

Printed in U.S.A.

June, 1982

ITEM	PART NUMBER	QTY	MODEL	DESCRIPTION
<b>PANELS - LOWER TRIM</b>				
<b>B1,2,3,</b>				
	4119 551	1		Green - 1979
	4161 435	1		Green - 1980
	4081 123	1		Caramel - 1978
	4119 553	1		Cashmere - 1979
	4161 437	1		Cashmere - 1980
	4215 243	1		Cashmere - 1981
	4081 137	1		Red - 1978
	4118 251	1		Red - 1979
	4160 819	1		Red - 1980
	4215 245	1		Red - 1981
5	1623 945	AR		FASTENER - 1978
	6031 536	AR		1979-80-81
6				PANEL, Side Rear, Lower, Right, (Low & Mid-Line)
	4081 086	1		w/109" W.B., Blue, 1978-9
	4160 828	1		Blue - 1980
	4215 312	1		Blue - 1981
	4081 088	1		Green - 1978
	4119 978	1		Green, 1979-80
	4081 090	1		Caramel - 1978
	4119 982	1		Cashmere, 1979-80
	4215 298	1		Cashmere - 1981
	4081 098	1		w/127" & 127" Ext., Blue, 1978-9
	4160 830	1		Blue - 1980
	4215 320	1		Blue - 1981
	4081 100	1		Green - 1978
	4119 980	1		Green, 1979-80
	4081 102	1		Caramel - 1978
	4119 984	1		Cashmere, 1979-80
	4215 318	1		Cashmere - 1981
	4081 092	1		w/127" W.B. Side Mtd. Tire, Blue - 1978
	4081 094	1		Green - 1978
	4081 096	1		Caramel - 1978
	4084 328	AR		Retainer
	4084 350	AR		Retainer, Side Dr. Rr. Vertical Rt.
	4215 048	1		(Hi-Prem.) w/109" W.B., Blue - 1981
	4215 052	1		Cashmere - 1981
	4215 054	1		Red - 1981
	4081 140	1		(Hi-Prem.) w/127" W.B. w/Side Mtd. Tire, Blue, 1978
	4081 144	1		Green - 1978
	4081 152	1		Caramel - 1978
	4081 148	1		Red - 1978
	4081 156	1		w/127"X Side & floor Mtd. & 127" Flr. Mtd., Blue - 1978
	4113 602	1		Blue - 1979
	4160 808	1		Blue - 1980
	4215 248	1		Blue - 1981
	4081 202	1		Green - 1978
	4119 440	1		Green - 1979
	4161 422	1		Green - 1980
	4081 198	1		Caramel - 1978

**LIGHT** A = All Sport Utility (Ramcharger). B = All Compact Models. D = Conventional Cab.  
**DUTY** AD = 2 Wheel Drive Only (Ramcharger). CB-MB = Compact Front Section Only. W = Conventional Cab 4 Wheel Drive.  
**CODES:** AW = 4 Wheel Drive Only (Ramcharger). P = Forward Control Chassis. M = Motor Home.

**MEDIUM-HEAVY CODES:** XNT = Low Cab Forward. D = Conventional Cab. S = School Bus. W = 4-Wheel Drive.

AR=Use as Required

# = New Part Number

Printed in U.S.A.

June, 1982

# 1978-81 LIGHT DUTY TRUCK PARTS CATALOG

ITEM	PART NUMBER	QTY	MODEL	DESCRIPTION
<b>PANELS - LOWER TRIM</b>				
<b>B1,2,3,</b>				
	4119 442	1		Cashmere - 1979
	4161 426	1		Cashmere - 1980
	4215 252	1		Cashmere - 1981
	4081 150	1		Red - 1978
	4118 248	1		Red - 1979
	4160 812	1		Red - 1980
	4215 254	1		Red - 1981
7	1623 945	AR		FASTENER - 1978
	6031 536	AR		1979-80-81
8				<b>PANEL, Extension, Side Rear, Left &amp; Right (Low &amp; Mid-Line)</b>
	4081 104	2		w/Floor Mtd. Tire, Blue, 1978-9
	4166 307	2		Blue - 1980
	4215 230	2		Blue - 1981
	4081 106	2		Green - 1978
	4119 986	2		Green, 1979-80
	4081 108	2		Caramel - 1978
	4119 988	2		Cashmere, 1979-80
	4215 228	2		Cashmere - 1981
	4081 116	2		w/Side Mtd. Tire, Blue - 1978
	4081 118	2		Green - 1978
	4081 120	2		Caramel - 1978
	4081 192	2		(Hi-Line)w/Floor Mtd. Tire, Blue - 1978
	4113 620	2		Blue - 1979
	4160 814	2		Blue - 1980
	4215 268	2		Blue - 1981
	4081 194	2		Green - 1978
	4119 548	2		Green - 1979
	4161 431	2		Green - 1980
	4081 154	2		Caramel - 1978
	4119 549	2		Cashmere - 1979
	4161 432	2		Cashmere - 1980
	4215 272	2		Cashmere - 1981
	4081 196	2		Red - 1978
	4118 250	2		Red - 1979
	4160 816	2		Red - 1980
	4215 274	2		Red - 1981
	4081 126	2		w/Side Mtd. Tire, Blue - 1978
	4081 128	2		Green - 1978
	4081 132	2		Caramel - 1978
	4081 130	2		Red - 1978
9				<b>PANEL, Rear Corner, Lower, Right (Low &amp; Mid-Line)</b>
	4081 110	1		w/109" & 127" W.B., Blue, 1978-9
	4160 832	1		Blue - 1980
	4215 134	1		Blue - 1981
	4081 112	1		Green - 1978
	4119 992	1		Green, 1979-80
	4081 114	1		Caramel - 1978
	4119 996	1		Cashmere, 1979-80
	4215 136	1		Cashmere - 1981

<b>LIGHT</b>	A = All Sport Utility (Ramcharger).	B = All Compact Models.	D = Conventional Cab.
<b>DUTY</b>	AD = 2 Wheel Drive Only (Ramcharger).	CB-MB = Compact Front Section Only.	W = Conventional Cab 4 Wheel Drive.
<b>CODES:</b>	AW = 4 Wheel Drive Only (Ramcharger).	P = Forward Control Chassis.	M = Motor Home.

**MEDIUM-HEAVY CODES:** XNT = Low Cab Forward. D = Conventional Cab. S = School Bus. W = 4-Wheel Drive.

AR=Use as Required

# = New Part Number

Printed in U.S.A.

June, 1982



BODY

# 1978-81 LIGHT DUTY TRUCK PARTS CATALOG

ITEM	PART NUMBER	QTY	MODEL	DESCRIPTION
<b>PANELS - LOWER TRIM</b>				
<b>B1,2,3,</b>				
	4087 320	1		w/127" Ext. W.B., Blue, 1978-9
	4160 834	1		Blue - 1980
	4215 140	1		Blue - 1981
	4087 322	1		Green - 1978
	4119 994	1		Green, 1979-80
	4087 324	1		Caramel - 1978
	4119 998	1		Cashmere, 1979-80
	4215 142	1		Cashmere - 1981
	4081 166	1		(Hi-Line) w/127" W.B., Blue - 1978
	4113 630	1		Blue - 1979
	4160 820	1		Blue - 1980
	4215 118	1		Blue - 1981
	4081 170	1		Green - 1978
	4119 554	1		Green - 1979
	4161 440	1		Green - 1980
	4081 174	1		Caramel - 1978
	4119 556	1		Cashmere - 1979
	4161 442	1		Cashmere - 1980
	4215 120	1		Cashmere - 1981
	4081 172	1		Red - 1978
	4118 216	1		Red - 1979
	4160 822	1		Red - 1980
	4215 122	1		Red - 1981
	4087 310	1		w/127" Ext. W.B., Blue - 1978
	4113 640	1		Blue - 1979
	4160 824	1		Blue - 1980
	4215 126	1		Blue - 1981
	4087 312	1		Green - 1978
	4119 558	1		Green - 1979
	4161 446	1		Green - 1980
	4087 316	1		Caramel - 1978
	4119 560	1		Cashmere - 1979
	4161 448	1		Cashmere - 1980
	4215 128	1		Cashmere - 1981
	4087 314	1		Red - 1978
	4118 218	1		Red - 1979
	4160 826	1		Red - 1980
	4215 130	1		Red - 1981
10	4087 404	1		COVER, Fuel Filler Trim Pnl., Blue, 1978-9
	4160 839	1		Blue, 1980-81
	4087 405	1		Green - 1978
	4119 976	1		Green, 1979-80
	4087 406	1		Caramel - 1978
	4119 977	1		Cashmere, 1979-80-81
	4087 407	1		Red, 1978-9
	4160 841	1		Red, 1980-81
11	4080 214	1		PANEL, Side Lock Plr. w/Hinge C/Dr., RT., 1978-9
	4168 672	1		Right Side w/Hinge Drs., 1980-81
	4118 414	1		Right Side w/Sldg., 1978-9

<b>LIGHT</b>	A = All Sport Utility (Ramcharger).	B = All Compact Models.	D = Conventional Cab.
<b>DUTY</b>	AD = 2 Wheel Drive Only (Ramcharger).	CB-MB = Compact Front Section Only.	W = Conventional Cab 4 Wheel Drive.
<b>CODES:</b>	AW = 4 Wheel Drive Only (Ramcharger).	P = Forward Control Chassis.	M = Motor Home.

**MEDIUM-HEAVY CODES:** XNT = Low Cab Forward. D = Conventional Cab. S = School Bus. W = 4-Wheel Drive.

AR=Use as Required

# = New Part Number

Printed in U.S.A.

June, 1982

# 1978-81 LIGHT DUTY TRUCK PARTS CATALOG

BODY

ITEM	PART NUMBER	QTY	MODEL	DESCRIPTION
<b>PANELS - LOWER TRIM</b>				
<b>B1,2,3,</b>				
	4160 804	1		Right Side w/Sldg., 1980-81
	4083 623	1		Left Side - All
12	4084 328	1		RETAINER, w/127" & 127" Ext. W.B.
13	4084 328	1		RETAINER, All W.B.
14	4084 325	1		RETAINER, Rear Corner, All W.B.
15	4084 328	1		RETAINER, w/ 127" Ext. W.B.
16	4084 328	1		RETAINER, w/ 127" & 127" Ext. W.B.
17	4084 328	2		RETAINER, All W.B.
18	4084 328	1		RETAINER, All W.B.
—	3762 861	AR		INSULATION, Trim Panel
19	4211 634	AR		BEZEL & ASH RECEIVER - 1981
20		2		SCREW (Do Not Service)
21		2		NUT (Do Not Service)

<b>LIGHT</b>	A = All Sport Utility (Ramcharger).	B = All Compact Models.	D = Conventional Cab.
<b>DUTY</b>	AD = 2 Wheel Drive Only (Ramcharger).	CB-MB = Compact Front Section Only.	W = Conventional Cab 4 Wheel Drive.
<b>CODES:</b>	AW = 4 Wheel Drive Only (Ramcharger).	P = Forward Control Chassis.	M = Motor Home.

**MEDIUM-HEAVY CODES:** XNT = Low Cab Forward. D = Conventional Cab. S = School Bus. W = 4-Wheel Drive.

AR=Use as Required

# = New Part Number

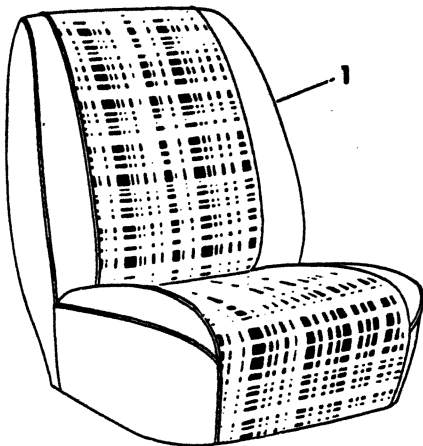
Printed in U.S.A.

June, 1982

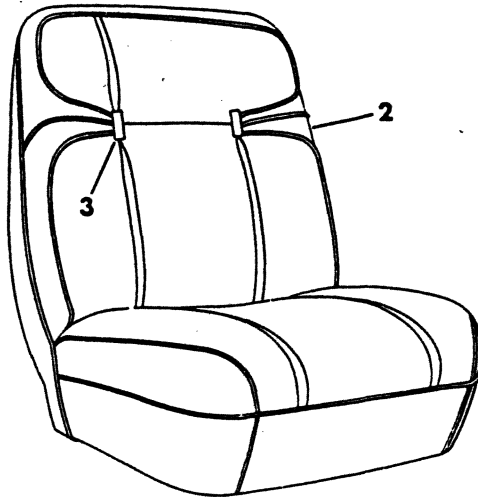


SEATS - LOW BACK BUCKET  
B - CB - MB

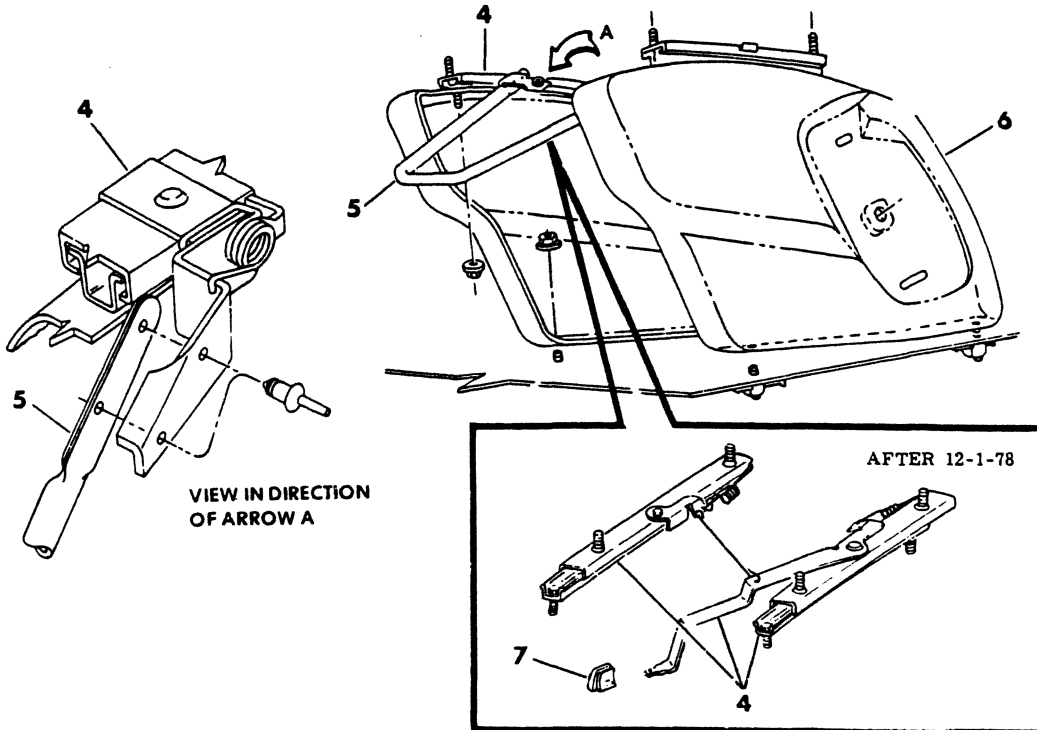
8323 3400A



LOW-BACK BUCKET SEAT  
VANGUARD GRAIN VINYL TRIM



LOW-BACK BUCKET SEAT  
TACOMA VINYL TRIM



VIEW IN DIRECTION  
OF ARROW A

AFTER 12-1-78

ITEM	PART NUMBER	QTY	MODEL	DESCRIPTION
<b>SEATS - LOW BACK BUCKET B - CB - MB</b>				
1	4081 681	2	B	SEAT ASSY, Bucket (Sales Code KN1-KN2) Black, 1978-79-80
	4214 624	2	B	Black - 1981,Up to 6-15-81
	4219 719	2	B	Black - 1981,After 6-15-81
	4081 682	2	B	Blue, 1978-9
	4161 693	2	B	Blue - 1980
	4214 625	2	B	Blue - 1981,Up to 6-15-81
	4219 720	2	B	Blue - 1981,After 6-15-81
	4081 683	2	B	Green - 1978
	4119 123	2	B	Green, 1979-80
	4081 684	2	B-CB-MB	Caramel - 1978
	4119 128	2	B-CB-MB	Cashmere, 1979-80
	4214 626	2	B-CB-MB	Cashmere - 1981,Up to 6-15-81
	4219 721	2	B-CB-MB	Cashmere - 1981,After 6-15-81
	4081 686	2	B	BACK COVER, Std. Bucket, Black, 1978-79-80
	4214 630	2	B	Black - 1981
	4081 687	2	B	Blue, 1978-9
	4161 694	2	B	Blue - 1980
	4214 629	2	B	Blue - 1981
	4081 688	2	B	Green - 1978
	4119 129	2	B	Green, 1979-80
	4081 689	2	B-CB-MB	Caramel - 1978
	4119 130	2	B-CB-MB	Cashmere, 1979-80
	4214 628	2	B-CB-MB	Cashmere - 1981
	4081 690	2	B	CUSHION COVER, Std. Bucket, Black, 1978-79-80
	4214 634	2	B	Black - 1981
	4081 691	2	B	Blue, 1978-9
	4161 695	2	B	Blue - 1980
	4214 633	2	B	Blue - 1981
	4081 692	2	B	Green - 1978
	4119 131	2	B	Green, 1979-80
	4081 693	2	B-CB-MB	Caramel - 1978
	4119 132	2	B-CB-MB	Cashmere, 1979-80
	4214 632	2	B-CB-MB	Cashmere - 1981
2	4081 714	2	B	SEAT ASSY, Deluxe Bucket, Blue - 1978 (Sales Code KA5)
	4118 554	2	B	Blue - 1979
	4160 181	2	B	Blue - 1980
	4214 610	2	B	Blue - 1981,Up to 6-15-81
	4219 714	2	B	Blue - 1981,After 6-15-81
	4166 126	2	B	Black - 1980
	4214 609	2	B	Black - 1981
	4081 715	2	B	Green - 1978
	4118 555	2	B	Green - 1979
	4160 182	2	B	Green - 1980
	4081 716	2	B-CB	Caramel - 1978
	4118 556	2	B-CB	Cashmere - 1979
	4160 183	2	B	Cashmere - 1980
	4214 611	2	B	Cashmere - 1981,Up to 6-15-81
	4219 715	2	B	Cashmere - 1981,After 6-15-81
	4081 717	2	B	Red - 1978

**LIGHT** A = All Sport Utility (Ramcharger). B = All Compact Models. D = Conventional Cab.  
**DUTY** AD = 2 Wheel Drive Only (Ramcharger). CB-MB = Compact Front Section Only. W = Conventional Cab 4 Wheel Drive.  
**CODES:** AW = 4 Wheel Drive Only (Ramcharger). P = Forward Control Chassis. M = Motor Home.

**MEDIUM-HEAVY CODES:** XNT = Low Cab Forward. D = Conventional Cab. S = School Bus. W = 4-Wheel Drive.

AR=Use as Required

# = New Part Number

Printed in U.S.A.

June, 1982

# 1978-81 LIGHT DUTY TRUCK PARTS CATALOG

ITEM	PART NUMBER	QTY	MODEL	DESCRIPTION
<b>SEATS - LOW BACK BUCKET</b>				
<b>B - CB - MB</b>				
	4118 557	2	B	Red - 1979
	4160 184	2	B	Red - 1980
	4214 612	2	B	Red - 1981,Up to 6-15-81
	4219 716	2	B	Red - 1981,After 6-15-81
	4081 729	2	B	BACK COVER, Deluxe Bucket, Blue - 1978
	4118 558	2	B	Blue - 1979
	4160 186	2	B	Blue - 1980
	4214 614	2	B	Blue - 1981
	4166 128	2	B	Black - 1980
	4214 617	2	B	Black - 1981
	4081 730	2	B	Green - 1978
	4118 559	2	B	Green - 1979
	4160 187	2	B	Green - 1980
	4081 731	2	B-CB	Caramel - 1978
	4118 560	2	B-CB	Cashmere - 1979
	4160 188	2	B-CB	Cashmere - 1980
	4214 615	2	B-CB	Cashmere - 1981
	4081 732	2	B	Red - 1978
	4118 561	2	B	Red - 1979
	4160 189	2	B	Red - 1980
	4214 616	2	B	Red - 1981
	4081 733	2	B	CUSHION COVER, Deluxe Bucket, Blue - 1978
	4118 562	2	B	Blue - 1979
	4160 191	2	B	Blue - 1980
	4214 619	2	B	Blue - 1981
	4166 129	2	B	Black - 1980
	4214 622	2	B	Black - 1981
	4081 734	2	B	Green - 1978
	4118 563	2	B	Green - 1979
	4160 192	2	B	Green - 1980
	4081 735	2	B-CB	Caramel - 1978
	4118 564	2	B-CB	Cashmere - 1979
	4160 193	2	B-CB	Cashmere - 1980
	4214 620	2	B-CB	Cashmere -1981
	4081 736	2	B	Red - 1978
	4118 565	2	B	Red - 1978
	4160 194	2	B	Red - 1980
	4214 621	2	B	Red - 1981
	4161 608	1	MB	SEAT ASSY, Drivers Bucket(Sales Code KE7) Cashmere - 1980
	4214 951	1	MB	Cashmere - 1981
	4119 142	1	MB	COVER, Seat Back (Sales Code KE7) Cashmere - 1979
	4161 613	1	MB	Cashmere - 1980
	4214 953	1	MB	Cashmere - 1981
3	4084 285	2	B	BUTTON, Deluxe Bucket, Blue
	4084 286	2	B	Green - 1978
	4119 950	2	B	Green, 1979-80
	4084 287	2	B-CB	Caramel - 1978
	4119 951	2	B-CB	Cashmere, 1979-80
	4084 288	2	B	Red - 1978

**LIGHT DUTY CODES:** A = All Sport Utility (Ramcharger). AD = 2 Wheel Drive Only (Ramcharger). AW = 4 Wheel Drive Only (Ramcharger). B = All Compact Models. CB-MB = Compact Front Section Only. P = Forward Control Chassis. D = Conventional Cab. W = Conventional Cab 4 Wheel Drive. M = Motor Home.

**MEDIUM-HEAVY CODES:** XNT = Low Cab Forward. D = Conventional Cab. S = School Bus. W = 4-Wheel Drive.

ITEM	PART NUMBER	QTY	MODEL	DESCRIPTION
<b>SEATS - LOW BACK BUCKET</b>				
<b>B - CB - MB</b>				
	4118 347	2	B	Red, 1979-80
4	4081 774	2	B-CB-MB	TRACK ASSY, Adjuster, Right - Up To 4-3-78
	4084 758	2	B-CB-MB	From 4-3-78
	4118 638	2	B-CB-MB	After 12-1-78
	4081 775	2	B-CB-MB	Left - Up To 4-3-78
	4084 759	2	B-CB-MB	From 4-3-78
	4118 639	2	B-CB-MB	After 12-1-78
	4118 676	1	B-CB-MB	CABLE ASSY. Bkt. Seat Adj. Track Rel. After 12-1-78 (Not Shown)
	4118 646	1	B-CB-MB	SPRING, Bkt. Seat Adj. Track Rel. After 12-1-78
5	4084 141	2	B-CB-MB	HANDLE, Bucket Seat Adjuster - Up To 4-3-78
	4084 760	2	B-CB-MB	After 4-3-78
6	4084 152	2	B-CB-MB	RISER ASSY, Bucket Seat
7	4054 396	2	B-CB-MB	KNOB, Handle

<b>LIGHT</b>	A = All Sport Utility (Ramcharger).	B = All Compact Models.	D = Conventional Cab.
<b>DUTY</b>	AD = 2 Wheel Drive Only (Ramcharger).	CB-MB = Compact Front Section Only.	W = Conventional Cab 4 Wheel Drive.
<b>CODES:</b>	AW = 4 Wheel Drive Only (Ramcharger).	P = Forward Control Chassis.	M = Motor Home.

**MEDIUM-HEAVY CODES:** XNT = Low Cab Forward. D = Conventional Cab. S = School Bus. W = 4-Wheel Drive.

AR=Use as Required

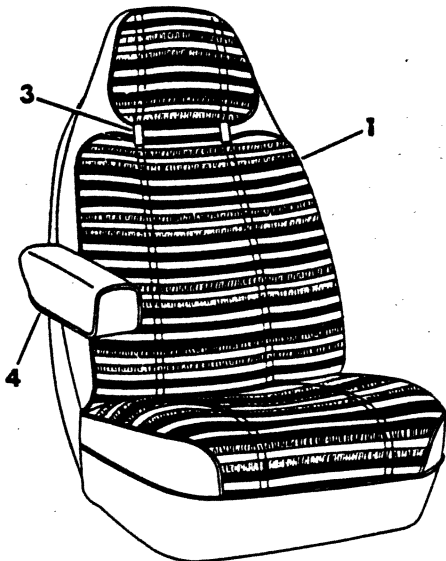
# = New Part Number

Printed in U.S.A.

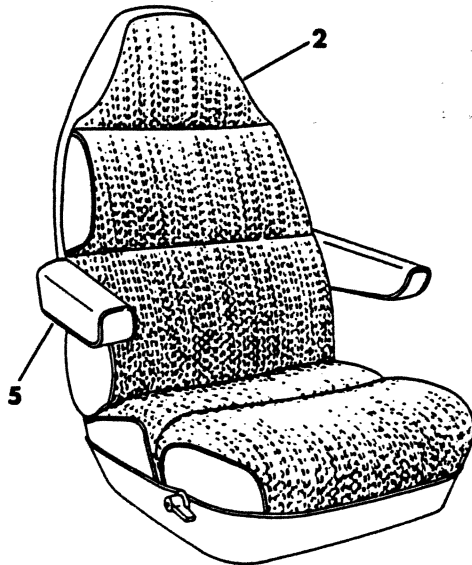
June, 1982

SEATS - HIGH BACK BUCKET  
B - MB

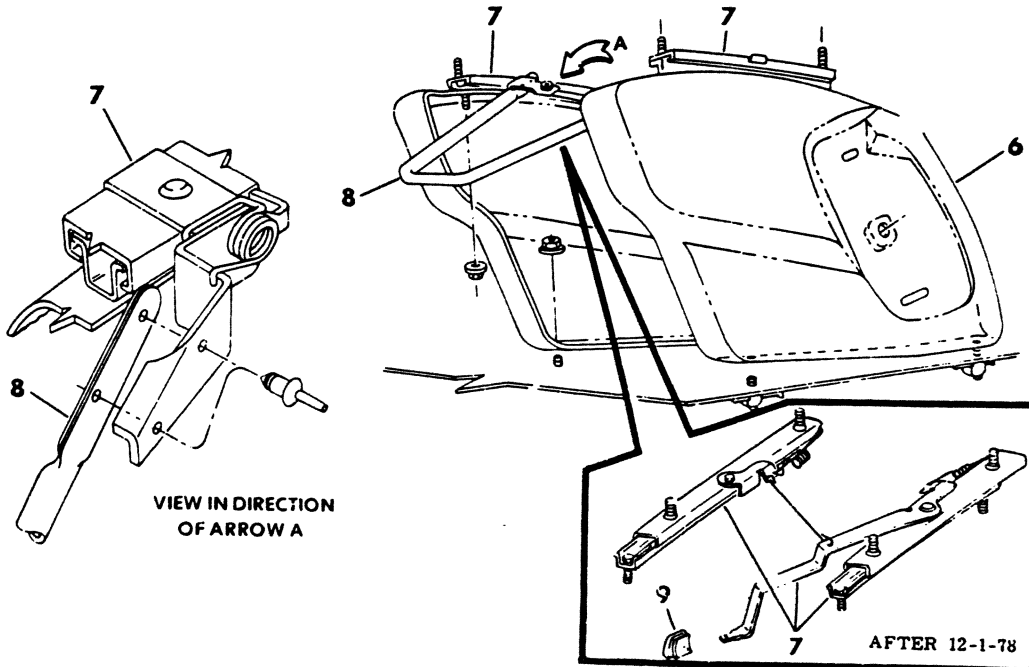
8323 3500A



COMMAND CHAIR  
TROMBLEY STRIPE CLOTH TRIM



RECLINER COMMAND CHAIR  
TUSCANY VELOUR TRIM



VIEW IN DIRECTION  
OF ARROW A

AFTER 12-1-78



ITEM	PART NUMBER	QTY	MODEL	DESCRIPTION
<b>SEATS - HIGH BACK BUCKET B - MB</b>				
1				SEAT ASSY, (Hi-Line) w/o Arm Rest, - KN6,KN8
	4081 694	2		Blue, 1978-9
	4161 555	2		Blue - 1980
	4214 564	2		Blue - 1981
	4166 323	2		Black - 1980
	4214 565	2		Black - 1981
	4081 695	2	B	Green - 1978
	4119 151	2	B	Green - 1979
	4161 556	2	B	Green - 1980
	4081 696	2	B	Caramel - 1978
	4119 152	2	B	Cashmere - 1979
	4161 557	2	B-MB	Cashmere - 1980
	4214 563	2	B-MB	Cashmere - 1981
	4081 697	2	B	Red - 1978
	4118 432	2	B	Red - 1979
	4161 558	2	B	Red - 1980
	4214 562	2	B	Red - 1981
	4219 676	2	B	SEAT ASSY.,HI-BACK,Ramshade (Sales Code KND) 1981
	4219 671	1	B	CUSHION COVER,HI-BACK,Ramshade (Sales Code KND) 1981
	4219 670	1	B	BACK COVER,HI-BACK,Ramshade(Sales Code KND) 1981
	4081 765	2	B	CUSHION COVER, (Hi-Line) Blue, 1978-9
	4161 616	2	B	Blue - 1980
	4214 589	2	B	Blue - 1981
	4166 322	2	B	Black - 1980
	4214 588	2	B	Black - 1981
	4081 766	2	B	Green - 1978
	4119 143	2	B	Green - 1979
	4161 617	2	B	Green - 1980
	4081 767	2	B	Caramel - 1978
	4119 144	2	B	Cashmere - 1979
	4161 618	2	B-MB	Cashmere - 1980
	4214 590	2	B-MB	Cashmere - 1981
	4081 768	2	B	Red - 1978
	4118 429	2	B	Red - 1979
	4161 619	2	B	Red - 1980
	4214 591	2	B	Red - 1981
	4081 806	2	B	BACK COVER, (Hi-Line) Blue, 1978-9
	4161 560	2	B	Blue - 1980
	4214 584	2	B	Blue - 1981
	4166 324	2	B	Black - 1980
	4214 583	2	B	Black - 1981
	4081 807	2	B	Green - 1978
	4119 153	2	B	Green - 1979
	4161 561	2	B	Green - 1980
	4081 808	2	B	Caramel - 1978
	4119 154	2	B	Cashmere - 1979
	4161 562	2	B-MB	Cashmere - 1980
	4214 585	2	B-MB	Cashmere - 1981
	4081 809	2	B	Red - 1978

**LIGHT DUTY CODES:** A = All Sport Utility (Ramcharger). AD = 2 Wheel Drive Only (Ramcharger). AW = 4 Wheel Drive Only (Ramcharger). B = All Compact Models. CB-MB = Compact Front Section Only. P = Forward Control Chassis. D = Conventional Cab. W = Conventional Cab 4 Wheel Drive. M = Motor Home.

**MEDIUM-HEAVY CODES:** XNT = Low Cab Forward. D = Conventional Cab. S = School Bus. W = 4-Wheel Drive.

AR=Use as Required # =New Part Number Printed in U.S.A. June, 1982

# 1978-81 LIGHT DUTY TRUCK PARTS CATALOG

BODY

ITEM	PART NUMBER	QTY	MODEL	DESCRIPTION
<b>SEATS - HIGH BACK BUCKET B - MB</b>				
	4118 433	2	B	Red - 1979
	4161 563	2	B	Red - 1980
	4214 586	2	B	Red - 1981
2				SEAT ASSY., (Prem.)w/o Arm Rest, KN7,KN9
	4081 911	2	B	Drivers & Pass. Seat, Blue - 1978
	4118 448	1	B	Pass. Seat, Blue (Up To 12-18-78)- 1979
	4118 449	1	B	Drivers Seat, Blue (Up To 12-18-78)- 1979
	4118 449	1	B	Pass. Seat, Blue (After 12-18-78)- 1979
	4161 706	1	B	Blue - 1980
	4214 990	1	B	Blue - 1981, Up To 3-16-81 And After 6-1-81
	4219 904	1	B	Blue - 1981,From 3-16-81 To 6-1-81
	4113 930	1	B	Drivers Seat, Blue (After 12-18-78)- 1979
	4161 707	1	B	Blue - 1980
	4214 991	1	B	Blue - 1981, Up To 3-16-81 And After 6-1-81
	4219 907	1	B	Blue - 1981,From 3-16-81 To 6-1-81
	4081 915	2	B,CB,MB	Drivers & Pass. Seat, Caramel - 1978
	4118 474	1	B,CB,MB	Pass. Seat, Cashmere (Up To 12-18-78)-1979
	4118 475	1	B,CB,MB	Drivers Seat, Cashmere (Up To 12-18-78)- 1979
	4118 475	1	B,CB,MB	Pass. Seat, Cashmere (After 12-18-78)- 1979
	4161 708	1	B,CB,MB	Cashmere - 1980
	4214 992	1	B,CB,MB	Cashmere - 1981, Up To 3-16-81 And After 6-1-81
	4219 905	1	B,CB,MB	Cashmere - 1981,From 3-16-81 To 6-1-81
	4113 932	1	B,CB,MB	Drivers Seat, Cashmere ( After 12-18-78)- 1979
	4161 709	1	B,CB,MB	Cashmere - 1980
	4214 993	1	B,CB,MB	Cashmere - 1981, Up To 3-16-81 And After 6-1-81
	4219 908	1	B,CB,MB	Cashmere - 1981,From 3-16-81 To 6-1-81
	4081 905	2	B	Drivers & Pass. Seat, Red - 1978
	4118 476	1	B	Pass. Seat, Red (Up To 12-18-78)- 1979
	4118 477	1	B	Drivers Seat, Red (Up To 12-18-78)- 1979
	4118 477	1	B	Pass. Seat, Red (After 12-18-78)- 1979
	4161 710	1	B	Red - 1980
	4214 994	1	B	Red - 1981, Up To 3-16-81 And After 6-1-81
	4219 906	1	B	Red - 1981,From 3-16-81 To 6-1-81
	4113 934	1	B	Drivers Seat, Red (After 12-18-78)- 1979
	4161 711	1	B	Red - 1980
	4214 995	1	B	Red - 1981, Up To 3-16-81 And After 6-1-81
	4219 909	1	B	Red - 1981,From 3-16-81 To 6-1-81
	4081 834	2	B	CUSHION COVER,(Prem.), Blue - 1978
	4118 463	2	B	Blue - 1979
	4161 717	2	B	Blue - 1980
	4219 508	2		Blue - 1981, Up To 3-16-81 And After 6-1-81
	4219 898	2		Blue - 1981,From 3-16-81 To 6-1-81
	4081 835	2	B - MB	Caramel - 1978
	4118 480	2	B - MB	Cashmere - 1979
	4161 718	2	B - MB	Cashmere - 1980
	4219 509	2	B - MB	Cashmere - 1981, Up To 3-16-81 And After 6-1-81
	4219 899	2	B - MB	Cashmere - 1981,From 3-16-81 To 6-1-81
	4081 836	2	B	Red - 1978
	4118 481	2	B	Red - 1979

<b>LIGHT</b>	A = All Sport Utility (Ramcharger).	B = All Compact Models.	D = Conventional Cab.
<b>DUTY</b>	AD = 2 Wheel Drive Only (Ramcharger).	CB-MB = Compact Front Section Only.	W = Conventional Cab 4 Wheel Drive.
<b>CODES:</b>	AW = 4 Wheel Drive Only (Ramcharger).	P = Forward Control Chassis.	M = Motor Home.

**MEDIUM-HEAVY CODES:** XNT = Low Cab Forward. D = Conventional Cab. S = School Bus. W = 4-Wheel Drive.

AR=Use as Required

# =New Part Number

Printed in U.S.A.

June, 1982

BODY

# 1978-81 LIGHT DUTY TRUCK PARTS CATALOG

ITEM	PART NUMBER	QTY	MODEL	DESCRIPTION
<b>SEATS - HIGH BACK BUCKET</b>				
<b>B - MB</b>				
	4161 719	2	B	Red - 1980
	4219 531	2	B	Red - 1981, Up To 3-16-81 And After 6-1-81
	4219 900	2	B	Red - 1981, From 3-16-81 To 6-1-81
	4081 830	2	B	BACK COVER, (Prem.) Blue - 1978
	4118 460	2	B	Blue - 1979
	4161 713	2	B	Blue - 1980
	4214 999	2		Blue - 1981, Up To 3-16-81 And After 6-1-81
	4219 894	2		Blue - 1981, From 3-16-81 To 6-1-81
	4081 831	2	B - MB	Caramel - 1978
	4118 478	2	B - MB	Cashmere - 1979
	4161 714	2	B - MB	Cashmere - 1980
	4215 000	2	B - MB	Cashmere - 1981, Up To 3-16-81 And After 6-1-81
	4219 895	2	B - MB	Cashmere - 1981, From 3-16-81 To 6-1-81
	4081 832	2	B	Red - 1978
	4118 479	2	B	Red - 1979
	4161 715	2	B	Red - 1980
	4219 501	2	B	Red - 1981, Up To 3-16-81 And After 6-1-81
	4219 896	2	B	Red - 1981, From 3-16-81 To 6-1-81
3	4084 285	4	B	BUTTON, Seat Back (Hi-Line), Blue
	4084 286	4	B	Green - 1978
	4119 950	4	B	Green, 1979-80
	4084 287	4	B	Caramel - 1978
	4119 951	4	B	Cashmere, 1979-80
	4084 288	4	B	Red - 1978
	4118 347	4	B	Red, 1979-80
4	4081 788	1	B	ARM REST, (Hi-Line) Drivers, Blue - Up To 12-4-78
	4118 600	1	B	After 12-4-78
	4166 842	1	B	Blue - 1980
	4214 860	1	B	Blue - 1981
	4081 789	1	B	Pass., Blue - Up to 12-4-78
	4118 601	1	B	After 12-4-78
	4166 843	1	B	Blue - 1980
	4214 861	1	B	Blue - 1981
	4166 846	1	B	Drivers, Black - 1980
	4214 856	1	B	Drivers, Black - 1981
	4166 847	1	B	Pass., Black - 1980
	4214 857	1	B	Pass., Black - 1981
	4081 790	1	B	Drivers, Green - 1978
	4119 164	1	B	Drivers, Green, (Up To 12-4-78)- 1979
	4118 602	1	B	Drivers Green, (After 12-4-78), 1979-80
	4081 791	1	B	Pass., Green - 1978
	4119 165	1	B	Pass., Green, (Up To 12-4-78)- 1979
	4118 603	1	B	Pass. Green, (After 12-4-78), 1979-80
	4081 792	1	B - MB	Drivers, Caramel - 1978
	4119 166	1	B - MB	Drivers, Cashmere - 1979
	4118 604	1	B - MB	Drivers, Cashmere - 1980
	4214 862	1	B - MB	Drivers, Cashmere - 1981, Up To 11-3-80
	4219 650	1	B - MB	Drivers, Cashmere (Rawhide) After 11-3-80
	4081 793	1	B - MB	Pass., Caramel - 1978

<b>LIGHT</b>	A = All Sport Utility (Ramcharger).	B = All Compact Models.	D = Conventional Cab.
<b>DUTY</b>	AD = 2 Wheel Drive Only (Ramcharger).	CB-MB = Compact Front Section Only.	W = Conventional Cab 4 Wheel Drive.
<b>CODES:</b>	AW = 4 Wheel Drive Only (Ramcharger).	P = Forward Control Chassis.	M = Motor Home.

**MEDIUM-HEAVY CODES:** XNT = Low Cab Forward. D = Conventional Cab. S = School Bus. W = 4-Wheel Drive.

# 1978-81 LIGHT DUTY TRUCK PARTS CATALOG

BODY

ITEM	PART NUMBER	QTY	MODEL	DESCRIPTION
<b>SEATS - HIGH BACK BUCKET</b>				
<b>B - MB</b>				
	4119 167	1	B - MB	Pass., Cashmere - 1979
	4118 605	1	B - MB	Pass. Cashmere - 1980
	4214 863	1	B - MB	Pass. Cashmere - 1981, Up To 11-3-80
	4219 651	1	B - MB	Pass. Cashmere (Rawhide) After 11-3-80
	4084 422	1	B	Drivers, Red - 1978
	4118 358	1	B	Drivers, Red, (Up To 12-4-78)- 1979
	4118 606	1	B	Drivers, Red, (After 12-4-78)- 1979
	4166 844	1	B	Drivers, Red - 1980
	4214 864	1	B	Drivers, Red - 1981
	4084 423	1	B	Pass., Red - 1978
	4118 359	1	B	Pass., Red, (UP To 12-4-78)- 1979
	4118 607	1	B	Pass., Red, (After 12-4-78)- 1979
	4166 845	1	B	Pass., Red - 1980
	4214 865	1	B	Pass., Red - 1981
5	4081 788	2	B	ARM REST, (Prem.) Drivers & Pass., Blue, Rt.- 1978-9
	4166 842	2	B	Blue - 1980
	4214 860	2	B	Blue - 1981
	4081 789	2	B	Blue, Lt., 1978-9
	4166 843	2	B	Blue, Lt., 1980
	4214 861	2	B	Blue, Lt., 1981
	4166 846	2	B	Black, Rt., 1980-81
	4166 847	2	B	Black, Lt., 1980-81
	4081 792	2	B - MB	Caramel, Rt.- 1978
	4119 166	2	B - MB	Cashmere, Rt., (Up To 12-4-78)- 1979
	4118 604	2	B - MB	Cashmere, Rt., (After 12-4-78), 1979-80
	4214 862	2	B - MB	Cashmere, Rt. - 1981
	4081 793	2	B - MB	Caramel, Lt. - 1978
	4119 167	2	B - MB	Cashmere, Lt., (Up To 12-4-78)- 1979
	4118 605	2	B - MB	Cashmere, Lt., (After 12-4-78), 1979-80
	4214 863	2	B - MB	Cashmere, Lt. - 1981
	4084 422	2	B	Red, Rt.- 1978
	4118 358	2	B	Red, Rt., (Up To 12-4-78)- 1979
	4118 606	2	B	Red, Rt., (After 12-4-78)- 1979
	4166 844	2	B	Red, Rt. - 1980
	4214 864	2	B	Red, Rt. - 1981
	4084 423	2	B	Red, Lt.- 1978
	4118 359	2	B	Red, Lt., (Up To 12-4-78)- 1979
	4118 607	2	B	Red, Lt., (After 12-4-78)- 1979
	4166 845	2	B	Red, Lt.- 1980
	4214 865	2	B	Red, Lt.- 1981
	4106 520	AR	B - MB	ATTACHING PARTS, Arm Rest
6	4084 152	2	B - MB	RISER ASSY., Bucket Seat
7	4081 774	2	B - MB	TRACK ASSY., Adjuster, Right - Up To 4-3-78
	4084 758	2	B - MB	From 4-3-78
	4118 638	2	B - MB	After 12-1-78
	4081 775	2	B - MB	Left - Up To 4-3-78
	4084 759	2	B - MB	From 4-3-78
	4118 639	2	B - MB	After 12-1-78
	6028 040	4	B - MB	RETAINER, Adjuster Mtg. Screw

**LIGHT** A = All Sport Utility (Ramcharger). B = All Compact Models. D = Conventional Cab.  
**DUTY** AD = 2 Wheel Drive Only (Ramcharger). CB-MB = Compact Front Section Only. W = Conventional Cab 4 Wheel Drive.  
**CODES:** AW = 4 Wheel Drive Only (Ramcharger). P = Forward Control Chassis. M = Motor Home.

**MEDIUM-HEAVY CODES:** XNT = Low Cab Forward. D = Conventional Cab. S = School Bus. W = 4-Wheel Drive.

AR=Use as Required

# =New Part Number

Printed in U.S.A.

June, 1982

# 1978-81 LIGHT DUTY TRUCK PARTS CATALOG

ITEM	PART NUMBER	QTY	MODEL	DESCRIPTION
<b>SEATS - HIGH BACK BUCKET</b>				
<b>B - MB</b>				
	4118 646	2	B - MB	SPRING, Bkt. Seat Adj. Track Rel.
	4118 676	1	B - MB	CABLE ASSY. Bkt. Seat Adj. Track Rel., After 12-1-78 (Not Shown)
8	4084 141	2	B - MB	HANDLE, Bucket Seat Adjuster - Up To 4-3-78
	4084 760	2	B - MB	After 4-3-78
9	4054 396	2	B - MB	KNOB, Handle

<b>LIGHT</b>	A = All Sport Utility (Ramcharger).	B = All Compact Models.	D = Conventional Cab.
<b>DUTY</b>	AD = 2 Wheel Drive Only (Ramcharger).	CB-MB = Compact Front Section Only.	W = Conventional Cab 4 Wheel Drive.
<b>CODES:</b>	AW = 4 Wheel Drive Only (Ramcharger).	P = Forward Control Chassis.	M = Motor Home.

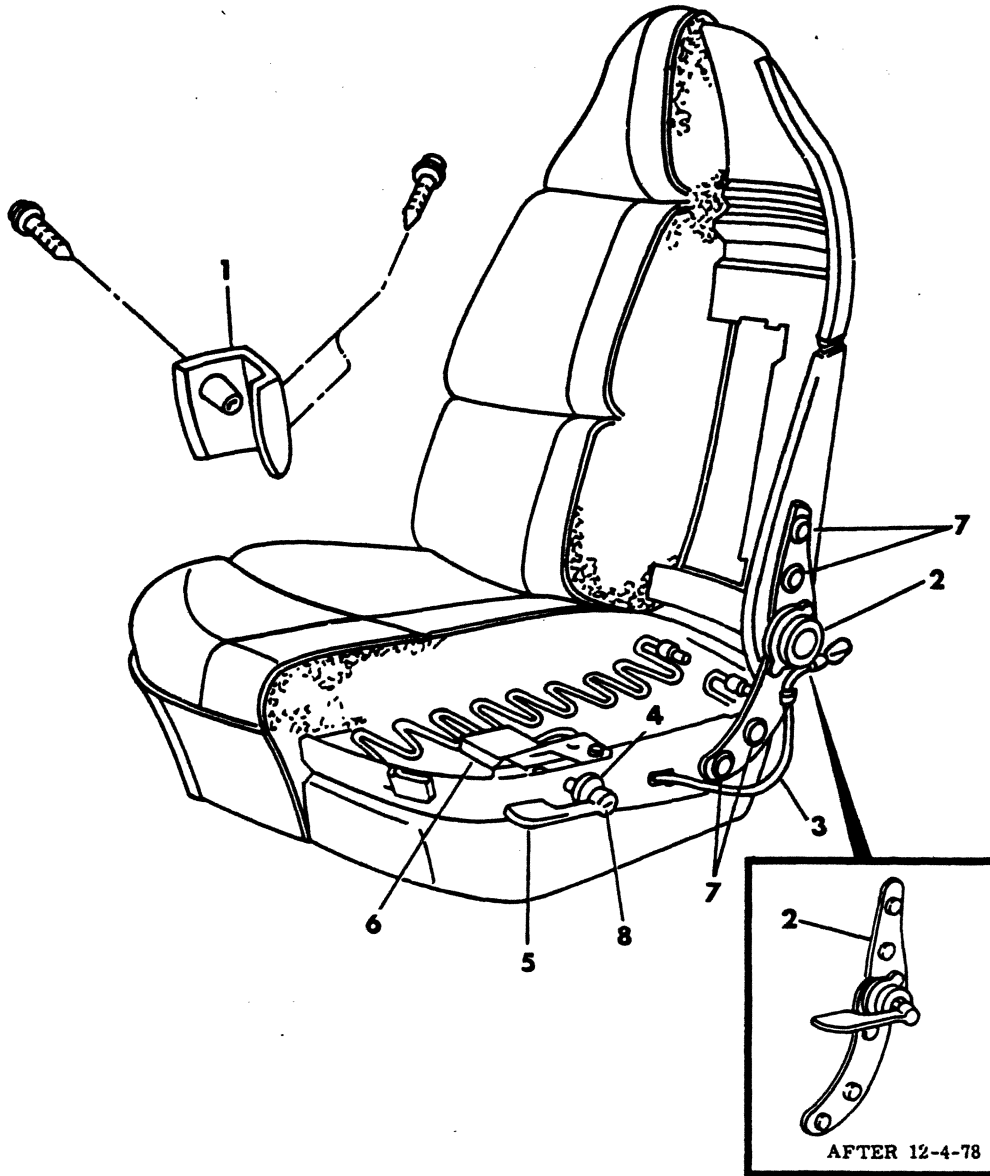
---

**MEDIUM-HEAVY CODES:** XNT = Low Cab Forward. D = Conventional Cab. S = School Bus. W = 4-Wheel Drive.

AR=Use as Required      # = New Part Number      Printed in U.S.A.      June, 1982

SEAT - RECLINING SERVICE PARTS  
B1,2,3 - MB3,4

8323 3550A



ITEM	PART NUMBER	QTY	MODEL	DESCRIPTION
<b>SEAT - RECLINING SERVICE PARTS</b>				
<b>B1,2,3 - MB3,4</b>				
1	S720 RX9	1		COVER, Recliner Hinge, Right - Up To 12-4-78
	S808 RX9	1		After 12-4-78
	S721 RX9	1		Left - Up To 12-4-78
	S809 RX9	1		Left - After 12-4-78
	S810 RX9	1		COVER, Recliner Mech. Right
	S811 RX9	1		Left
2	4098 500-1	1		RECLINER ASSY. Frt. Seat Back - Up To 12-4-78
	4138 772	1		Drivers Side After 12-4-78
	4190 968	1		1980-81
	4098 501	1		Pass. Side After 12-4-78
	4190 969	1		1980-81
3	4018 852-3	1		CABLE, Recliner Release - Up To 12-4-78
	9414 712	2		Screw, Cable to Actuator - Up To 12-4-78
4	4098 080	1		BEZEL, Recliner Release Handle - Up To 12-4-78
5	4018 911	1		HANDLE, Recliner Release
	4029 871	1		Adapter, Reclining Release Handle (Not Shown)
	4029 846	1		Bushing, Release Handle Adapter, (Not Shown)
6	4018 817	1		ACTUATOR ASSY., Recliner - Up To 12-4-78
7	9422 041	1		SCREW, Reclining Mech.
8	6031 250	1		SCREW, Release Handle
--	4138 358	2		SHIM, Rcln. Bkt. Seat Locking Arm (Not Shown)
--	4098 532	1		SPRING, Rcln. Bkt. Seat Rcln. Rel.(Not Shown)
	6030 913	1		RET. RING, Pivot Pin (Not Shown)

**LIGHT** A = All Sport Utility (Ramcharger). B = All Compact Models. D = Conventional Cab.  
**DUTY** AD = 2 Wheel Drive Only (Ramcharger). CB-MB = Compact Front Section Only. W = Conventional Cab 4 Wheel Drive.  
**CODES:** AW = 4 Wheel Drive Only (Ramcharger). P = Forward Control Chassis. M = Motor Home.

**MEDIUM-HEAVY CODES:** XNT = Low Cab Forward. D = Conventional Cab. S = School Bus. W = 4-Wheel Drive.

AR=Use as Required

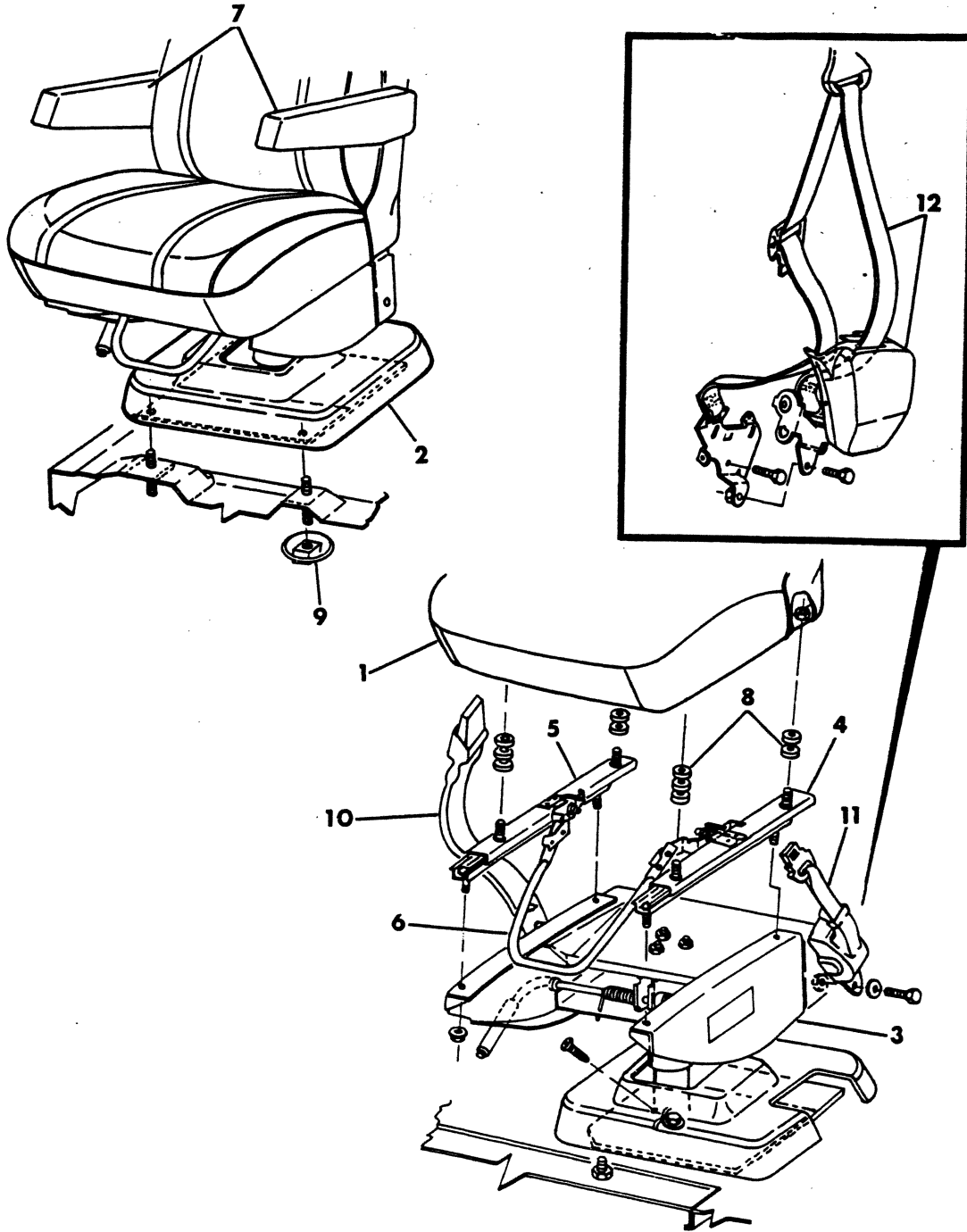
# =New Part Number

Printed in U.S.A.

June, 1982

SEAT - SWIVEL  
B - MB  
1978

8323 3600B





ITEM	PART NUMBER	QTY	MODEL	DESCRIPTION
<b>SEAT - SWIVEL</b>				
<b>B - MB</b>				
<b>1978</b>				
1		2		SEAT, (Same As High Back Bucket)
2	4113 864	1		BASE, Blue
	4113 863	1		Green
	4113 865	1		Caramel
	4113 866	1		Red
3	4113 860-1	1		PEDESTAL, w/o Base
4	4081 775	1		ADJUSTER, Seat Lt. - Up To 4-3-78
	4084 759	1		After 4-3-78
5	4081 774	1		ADJUSTER, Seat, Rt. - Up To 4-3-78
	4084 758	1		After 4-3-78
6	4084 141	1		HANDLE, Seat Adjuster - UP To 4-3-78
	4084 760	1		After 4-3-78
7	4081 788	2		ARM REST, Rt. Side Drivers & Pass., Blue
	4081 789	2		Left, Blue
	4081 790	2		Right, Green
	4081 791	2		Left, Green
	4081 792	2		Right, Caramel
	4081 793	2		Left, Caramel
	4084 422	2		Right, Red
	4084 423	2		Left, Red
--	4106 520	AR		ATTACHING PARTS, Arm Rest
8		AR		SPACER, (Not Serviced)
9	2782 818	AR		REINFORCEMENT
10	4038 883	2		SEAT BELT, Buckle Half, Driver & Pass., Blue
	4038 884	2		Green
	4038 886	2		Caramel
	4081 953	2		Red
11	4081 947	2		SEAT BELT, Tip Half, Drivers & Pass., Blue
	4081 950	2		Green
	4081 948	2		Caramel
	4081 949	2		Red
12	4084 415	1		BELT ASSY., Shoulder Tip Half, Drivers
	4113 797	1		Pass. Side, w/o Sliding door
	4087 374	1		Pass. Side, w/Sliding Door, Up To 4-1-78
	4113 800	1		w/Sliding Door -After 4-1-78
--	6030 455	1		BOLT, Frt. Seat Lap & Shldr. Belt Swivel Mtg.
--	4083 121	1		LATCH & HARDWARE KIT - Swivel Seat

<b>LIGHT</b>	A = All Sport Utility (Ramcharger).	B = All Compact Models.	D = Conventional Cab.
<b>DUTY</b>	AD = 2 Wheel Drive Only (Ramcharger).	CB-MB = Compact Front Section Only.	W = Conventional Cab 4 Wheel Drive.
<b>CODES:</b>	AW = 4 Wheel Drive Only (Ramcharger).	P = Forward Control Chassis.	M = Motor Home.

**MEDIUM-HEAVY CODES:** XNT = Low Cab Forward. D = Conventional Cab. S = School Bus. W = 4-Wheel Drive.

AR=Use as Required

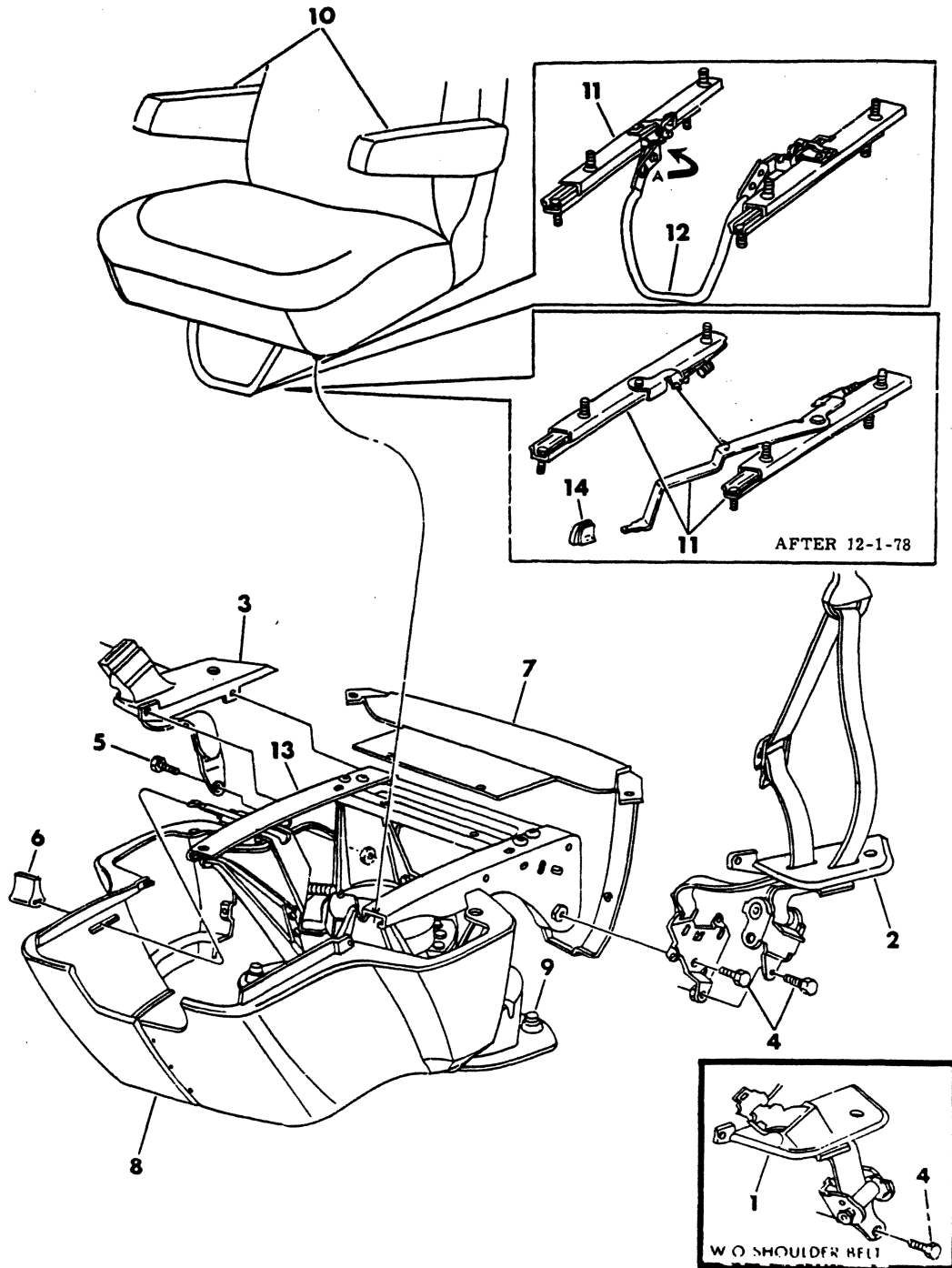
# =New Part Number

Printed in U.S.A.

June, 1982

## SEAT PEDESTAL, ARM REST, BELTS AND ADJUSTER HIGH BACK SWIVEL SEAT B, MB, 1979-80-81

3323 3625A



BODY

**1978-81 LIGHT DUTY TRUCK PARTS CATALOG**

ITEM	PART NUMBER	QTY	MODEL	DESCRIPTION
------	-------------	-----	-------	-------------

**SEAT PEDESTAL, ARM REST, BELTS AND ADJUSTER  
 HIGH BACK SWIVEL SEAT  
 B, MB, 1979-80-81**

1				BELT ASSY., Tip Half, w/o Shoulder Belt
	4118 293	1		Driver Side, Blue - 1979
	4118 295	1		Driver Side, Green - 1979
	4118 297	1		Driver Side, Cashmere - 1979
	4118 298	1		Driver Side, Red - 1979
	4118 292	1		Passenger Side, Blue - 1979
	4118 294	1		Passenger Side, Green - 1979
	4118 296	1		Passenger Side, Cashmere - 1979
	4118 299	1		Passenger Side, Red - 1979
	4214 766	1		BELT ASSY., Swivel Seat Retr. Tip Half, Rt. Rr. (Black) - 1981
	4214 767	1		Left Rr. (Black) - 1981
	4214 768	1		Right Rr. (Blue) - 1981
	4214 769	1		Left Rr. (Blue) - 1981
	4214 772	1		Right Rr.(Red) - 1981
	4214 773	1		Left Rr.(Red) - 1981
2				BELT ASSY., Shoulder Tip Half, Drivers
	4118 283	1		Black, 1979-80
	4214 717	1		Black - 1981
	4166 927	1		Blue - 1980
	4214 719	1		Blue - 1981
	4166 931	1		Green - 1980
	4166 935	1		Cashmere - 1980
	4214 721	1		Cashmere - 1981
	4166 939	1		Red - 1980
	4214 723	1		Red - 1981
				Pass. Side w/Hinge Cargo Door
	4118 282	1		Black, 1979-80
	4214 726	1		Black - 1981
	4166 926	1		Blue - 1980
	4214 728	1		Blue - 1981
	4166 930	1		Green - 1980
	4166 934	1		Cashmere - 1980
	4214 730	1		Cashmere - 1981
	4166 938	1		Red - 1980
	4214 732	1		Red - 1981
				Pass. Side w/Sliding Cargo Door
	4118 350	1		Black, 1979-80
	4214 758	1		Black - 1981
	4166 928	1		Blue - 1980
	4214 760	1		Blue - 1981
	4166 932	1		Green - 1980
	4166 936	1		Cashmere - 1980
	4214 762	1		Cashmere - 1981
	4166 940	1		Red - 1980
	4214 764	1		Red - 1981
3				BELT ASSY., Buckle Half
	4166 479	1		Drivers Side, Black, 1980-81
	4118 313	1		Drivers Side, Blue - 1979
	4181 151	1		Driver Side, Blue, 1980-81

**LIGHT** A = All Sport Utility (Ramcharger). B = All Compact Models. D = Conventional Cab.  
**DUTY** AD = 2 Wheel Drive Only (Ramcharger). CB-MB = Compact Front Section Only. W = Conventional Cab 4 Wheel Drive.  
**CODES:** AW = 4 Wheel Drive Only (Ramcharger). P = Forward Control Chassis. M = Motor Home.

**MEDIUM-HEAVY CODES:** XNT = Low Cab Forward. D = Conventional Cab. S = School Bus. W = 4-Wheel Drive.

AR=Use as Required

# = New Part Number

Printed in U.S.A.

June, 1982

# 1978-81 LIGHT DUTY TRUCK PARTS CATALOG

BODY

ITEM	PART NUMBER	QTY	MODEL	DESCRIPTION
<b>SEAT PEDESTAL, ARM REST, BELTS AND ADJUSTER HIGH BACK SWIVEL SEAT B, MB, 1979-80-81</b>				
	4118 315	1		Drivers Side, Green
	4118 317	1		Drivers Side, Cashmere
	4118 319	1		Drivers Side, Red - 1979
	4161 153	1		Drivers Side, Red, 1980-81
	4166 478	1		Passenger Side, Black, 1980-81
	4118 312	1		Passenger Side, Blue - 1979
	4161 150	1		Passenger Side, Blue, 1980-81
	4118 314	1		Passenger Side, Green
	4118 316	1		Passenger Side, Cashmere
	4118 318	1		Passenger Side, Red - 1979
	4161 152	1		Passenger Side, Red, 1980-81
4	6030 792	2		BOLT, Tip Half
5	6031 462	1		BOLT, Buckle Half
6	4054 396	2		KNOB, Swivel Release
7				COVER, Pedestal, Rear
	4166 459	2		Black, 1980-81
	4118 244	2		Blue - 1979
	4160 928	2		Blue, 1980-81
	4118 245	2		Green 1978-79-80
	4118 246	2		Cashmere
	4118 247	2		Red - 1979
	4160 929	2		Red, 1980-81
8				COVER, Pedestal, Front
	4166 460	2		Black, 1980-81
	4118 300	2		Blue - 1979
	4160 930	2		Blue, 1980-81
	4118 301	2		Green
	4118 302	2		Cashmere
	4118 303	2		Red - 1979
	4160 931	2		Red, 1980-81
9	4113 161	6		COVER, Pedestal Stud, Black Only
10				ARM REST, Seat
	4166 846-7	2		Black - 1980
	4214 856-7	2		Black - 1981
	4081 788-9	2		Blue - Up To 12-4-78
	4118 600-1	2		Blue - After 12-4-78
	4166 842-3	2		Blue - 1980
	4214 860-1	2		Blue - 1981
	4119 164-5	2		Green - Up To 12-4-78
	4118 602-3	2		Green - After 12-4-78
	4119 166-7	2		Cashmere - Up to 12-4-78
	4118 604-5	2		Cashmere - After 12-4-78
	4214 862-3	2		Cashmere - 1981
	4118 358-9	2		Red, Up To 12-4-78
	4118 606-7	2		Red, After 12-4-78
	4166 844-5	2		Red, 1980
	4214 864-5	2		Red - 1981
	4106 520	1		ATTACHING PARTS, Arm Rest
11	4084 758-9	2		ADJUSTER ASSY., Seat - Up To 12-1-78

**LIGHT DUTY CODES:** A = All Sport Utility (Ramcharger). B = All Compact Models. D = Conventional Cab.  
 AD = 2 Wheel Drive Only (Ramcharger). CB-MB = Compact Front Section Only. W = Conventional Cab 4 Wheel Drive.  
 AW = 4 Wheel Drive Only (Ramcharger). P = Forward Control Chassis. M = Motor Home.

**MEDIUM-HEAVY CODES:** XNT = Low Cab Forward. D = Conventional Cab. S = School Bus. W = 4-Wheel Drive.

AR=Use as Required

# =New Part Number

Printed in U.S.A.

June, 1982

ITEM	PART NUMBER	QTY	MODEL	DESCRIPTION
------	-------------	-----	-------	-------------

**SEAT PEDESTAL, ARM REST, BELTS AND ADJUSTER  
HIGH BACK SWIVEL SEAT  
B, MB, 1979-80-81**

	4118 638-9	2		After 12-1-78
	4118 676	1		CABLE ASSY., Bkt. Seat Adj. Track Rel. After 12-1-78 (Not Shown)
12	4084 760	2		HANDLE, Seat Adjuster
13	4118 220-1	1		PEDESTAL ASSY.
14	4054 396	1		KNOB, Handle
	4219 590	8		SPACER,Riser To Floor,Attaching (Not Shown)

---

**LIGHT**    A = All Sport Utility (Ramcharger).                      B = All Compact Models.                      D = Conventional Cab.  
**DUTY**    AD = 2 Wheel Drive Only (Ramcharger).                      CB-MB = Compact Front Section Only.                      W = Conventional Cab 4 Wheel Drive.  
**CODES:**    AW = 4 Wheel Drive Only (Ramcharger).                      P = Forward Control Chassis.                      M = Motor Home.

---


**MEDIUM-HEAVY CODES:**    XNT = Low Cab Forward.    D = Conventional Cab.    S = School Bus.    W = 4-Wheel Drive.

---

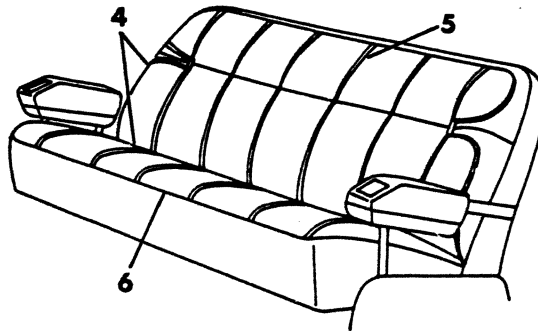
AR=Use as Required                      # =New Part Number                      Printed in U.S.A.                      June, 1982

SEATS, REAR - B

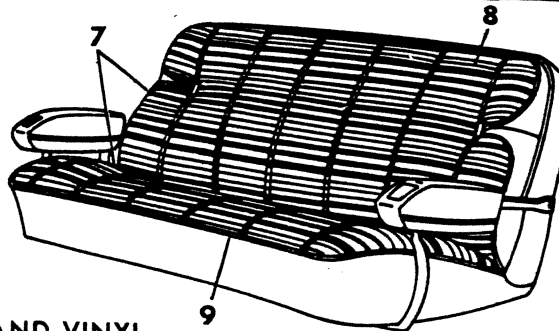
8323 3650



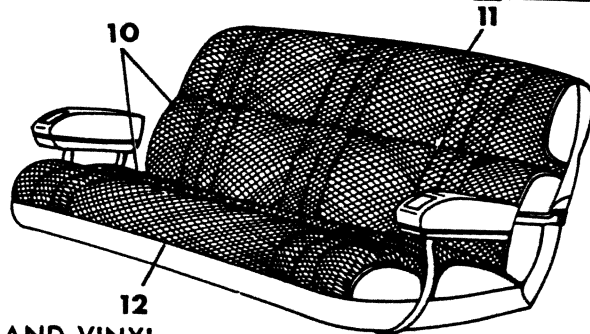
**LOW AND MID-LINE**



**HIGHLINE-ALL VINYL**



**HIGHLINE -CLOTH AND VINYL**



**PREMIUM-CLOTH AND VINYL**

ITEM	PART NUMBER	QTY	MODEL	DESCRIPTION
<b>SEATS, REAR - B</b>				
<b>NOTE: SEAT ASSEMBLIES ARE FOR REPLACEMENT ONLY. WHEN ORDERING, SERIAL NUMBER OF THE VEHICLE MUST BE FURNISHED, EXCEPT ON FOUR PASSENGER SEATS.</b>				
1				<b>SEAT ASSEMBLY, 3 Pass., Low and Mid-Line</b>
	4080 673	AR		Blue - 1978
	4118 700	AR		Blue - 1979
	4166 011	AR		Blue - 1980
	4166 011	AR		Blue - 1980
	4168 862	AR		Blue - 1981, Up to 6-15-81
		AR		Blue - 1981, After 6-15-81 (Service Component Parts)
	4080 675	AR		Green - 1978
	4118 701	AR		Green, 1979-80
	4080 677	AR		Caramel - 1978
	4118 702	AR		Cashmere, 1979-80
	4168 864	AR		Cashmere - 1981, Up to 6-15-81
		AR		Cashmere - 1981, After 6-15-81 (Service Component Parts)
	4080 674	1		4 Passenger, Blue - 1978
	4118 703	1		4 Passenger, Blue - 1979
	4166 014	1		4 Passenger, Blue - 1980
	4168 865	1		4 Passenger, Blue - 1981
	4080 676	1		4 Passenger, Green - 1978
	4118 704	1		4 Passenger, Green, 1979-80
	4080 678	1		4 Passenger, Caramel - 1978
	4118 705	1		4 Passenger, Cashmere, 1979-80
	4168 867	1		4 Passenger, Cashmere - 1981
2				<b>BACK ASSEMBLY, 3 Pass., Low and Mid-Line</b>
	4080 822	AR		Blue, 1978-9
	4161 696	AR		Blue - 1980
	4168 849	AR		Blue - 1981, Up to 6-15-81
	4263 504	AR		Blue - 1981, After 6-15-81
	4080 824	AR		Green - 1978
	4119 752	AR		Green, 1979-80
	4080 826	AR		Caramel - 1978
	4119 757	AR		Cashmere, 1979-80
	4168 851	AR		Cashmere - 1981, Up to 6-15-81
	4263 505	AR		Cashmere - 1981, After 6-15-81
	4080 823	1		4 Passenger, Blue, 1978-9
	4161 697	1		4 Passenger, Blue, 1980
	4168 852	1		4 Passenger, Blue - 1981
	4080 825	1		4 Passenger, Green - 1978
	4119 762	1		4 Passenger, Green, 1979-80
	4080 827	1		4 Passenger, Caramel - 1978
	4119 767	1		4 Passenger, Cashmere, 1979-80
	4168 854	1		4 Passenger, Cashmere - 1981
				<b>BACK COVER, 3 Pass., Low and Mid-Line</b>
	4080 735	AR		Blue, 1978-9
	4161 700	AR		Blue - 1980
	4214 776	AR		Blue - 1981
	4080 737	AR		Green - 1978
	4119 754	AR		Green, 1979-80

LIGHT A = All Sport Utility (Ramcharger).

B = All Compact Models.

D = Conventional Cab.

DUTY AD = 2 Wheel Drive Only (Ramcharger).

CB-MB = Compact Front Section Only.

W = Conventional Cab 4 Wheel Drive.

CODES: AW = 4 Wheel Drive Only (Ramcharger).

P = Forward Control Chassis.

M = Motor Home.

MEDIUM-HEAVY CODES: XNT = Low Cab Forward. D = Conventional Cab. S = School Bus. W = 4-Wheel Drive.

AR=Use as Required

# = New Part Number

Printed in U.S.A.

June, 1982

# 1978-81 LIGHT DUTY TRUCK PARTS CATALOG

BODY

ITEM	PART NUMBER	QTY	MODEL	DESCRIPTION
<b>SEATS, REAR - B</b>				
	4080 739	AR		Caramel - 1978
	4119 759	AR		Cashmere, 1979-80
	4214 775	AR		Cashmere - 1981
	4080 736	1		4 Passenger, Blue, 1978-9
	4161 701	1		4 Passenger, Blue - 1980
	4214 782	1		4 Passenger, Blue - 1981
	4080 738	1		4 Passenger, Green - 1978
	4119 764	1		4 Passenger, Green, 1979-80
	4080 740	1		4 Passenger, Caramel - 1978
	4119 769	1		4 Passenger, Cashmere, 1979-80
	4214 781	1		4 Passenger, Cashmere - 1981
3				<b>CUSHION ASSEMBLY, 3 Pass., Low and Mid-Line</b>
	4080 814	AR		Blue, 1978-9
	4161 698	AR		Blue - 1980
	4168 855	AR		Blue - 1981
	4080 816	AR		Green - 1978
	4119 753	AR		Green, 1979-80
	4080 818	AR		Caramel - 1978
	4119 758	AR		Cashmere, 1979-80
	4168 857	AR		Cashmere - 1981
	4080 815	1		4 Passenger, Blue, 1978-9
	4161 699	1		4 Passenger, Blue, 1980
	4168 858	1		4 Passenger, Blue - 1981
	4080 817	1		4 Passenger, Green - 1978
	4119 763	1		4 Passenger, Green, 1979-80
	4080 819	1		4 Passenger, Caramel - 1978
	4119 768	1		4 Passenger, Cashmere, 1979-80
	4168 860	1		4 Passenger, Cashmere - 1981
				<b>CUSHION COVER, 3 Pass., Low and Mid-Line</b>
	4080 743	AR		Blue, 1978-9
	4161 702	AR		Blue, 1980
	4214 779	AR		Blue - 1981
	4080 745	AR		Green - 1978
	4119 755	AR		Green, 1979-80
	4080 747	AR		Caramel - 1978
	4119 760	AR		Cashmere, 1979-80
	4214 778	AR		Cashmere - 1981
	4080 744	1		4 Passenger, Blue, 1978-9
	4161 703	1		4 Passenger, Blue, 1980
	4214 785	1		4 Passenger, Blue - 1981
	4080 746	1		4 Passenger, Green - 1978
	4119 765	1		4 Passenger, Green, 1979-80
	4080 748	1		4 Passenger, Caramel - 1978
	4119 770	1		4 Passenger, Cashmere, 1979-80
	4214 784	1		4 Passenger, Cashmere - 1981
4				<b>SEAT ASSEMBLY, All Vinyl, 3 Pass., High-Line</b>
	4080 686	AR		Blue - 1978
	4118 709	AR		Blue - 1979
	4166 020	AR		Blue - 1980

<b>LIGHT</b>	A = All Sport Utility (Ramcharger).	B = All Compact Models.	D = Conventional Cab.
<b>DUTY</b>	AD = 2 Wheel Drive Only (Ramcharger).	CB-MB = Compact Front Section Only.	W = Conventional Cab 4 Wheel Drive.
<b>CODES:</b>	AW = 4 Wheel Drive Only (Ramcharger).	P = Forward Control Chassis.	M = Motor Home.

---

**MEDIUM-HEAVY CODES:** XNT = Low Cab Forward. D = Conventional Cab. S = School Bus. W = 4-Wheel Drive.

---

AR=Use as Required      # =New Part Number      Printed in U.S.A.      June, 1982



BODY

# 1978-81 LIGHT DUTY TRUCK PARTS CATALOG

ITEM	PART NUMBER	QTY	MODEL	DESCRIPTION
<b>SEATS, REAR - B</b>				
	4168 886	AR		Blue - 1981, Up to 6-15-81
		AR		Blue - 1981,After 6-15-81 (Service Component Parts)
	4080 688	AR		Green - 1978
	4118 710	AR		Green - 1979
	4166 021	AR		Green - 1980
	4080 692	AR		Caramel - 1978
	4118 711	AR		Cashmere - 1979
	4166 022	AR		Cashmere - 1980
	4168 888	AR		Cashmere - 1981, Up to 6-15-81
		AR		Cashmere - 1981,After 6-15-81 (Service Component Parts)
	4080 694	AR		Red - 1978
	4118 712	AR		Red - 1979
	4166 023	AR		Red - 1980
	4168 889	AR		Red - 1981, Up to 6-15-81
		AR		Red - 1981,After 6-15-81 (Service Component Parts)
	4080 687	1		4 Passenger, Blue - 1978
	4118 713	1		4 Passenger, Blue - 1979
	4166 024	1		4 Passenger, Blue - 1980
	4168 890	1		4 Passenger, Blue - 1981
	4080 689	1		4 Passenger, Green - 1978
	4118 714	1		4 Passenger, Green - 1979
	4166 025	1		4 Passenger, Green - 1980
	4080 693	1		4 Passenger, Caramel - 1978
	4118 715	1		4 Passenger, Cashmere - 1979
	4166 026	1		4 Passenger, Cashmere - 1980
	4168 892	1		4 Passenger, Cashmere - 1981
	4080 695	1		4 Passenger, Red - 1978
	4118 716	1		4 Passenger, Red - 1979
	4166 027	1		4 Passenger, Red - 1980
	4168 893	1		4 Passenger, Red - 1981
5				BACK ASSEMBLY, All Vinyl, 3 Pass., High-Line
	4080 866	AR		Blue - 1978
	4118 574	AR		Blue - 1979
	4160 196	AR		Blue - 1980
	4168 869	AR		Blue - 1981, Up to 6-15-81
	4263 508	AR		Blue - 1981,After 6-15-81
	4080 868	AR		Green - 1978
	4118 576	AR		Green - 1979
	4160 197	AR		Green - 1980
	4080 872	AR		Caramel - 1978
	4118 578	AR		Cashmere - 1979
	4160 198	AR		Cashmere - 1980
	4168 871	AR		Cashmere - 1981, Up to 6-15-81
	4263 509	AR		Cashmere - 1981,After 6-15-81
	4080 870	AR		Red - 1978
	4118 580	AR		Red - 1979
	4160 199	AR		Red - 1980
	4168 872	AR		Red - 1981, Up to 6-15-81
	4263 510	AR		Red - 1981, After 6-15-81

<b>LIGHT</b>	A = All Sport Utility (Ramcharger).	B = All Compact Models.	D = Conventional Cab.
<b>DUTY</b>	AD = 2 Wheel Drive Only (Ramcharger).	CB-MB = Compact Front Section Only.	W = Conventional Cab 4 Wheel Drive.
<b>CODES:</b>	AW = 4 Wheel Drive Only (Ramcharger).	P = Forward Control Chassis.	M = Motor Home.

---

**MEDIUM-HEAVY CODES:** XNT = Low Cab Forward. D = Conventional Cab. S = School Bus. W = 4-Wheel Drive.

AR=Use as Required      # =New Part Number      Printed in U.S.A.      June, 1982

# 1978-81 LIGHT DUTY TRUCK PARTS CATALOG

BODY

ITEM	PART NUMBER	QTY	MODEL	DESCRIPTION
<b>SEATS, REAR - B</b>				
	4080 867	1		4 Passenger, Blue - 1978
	4118 575	1		4 Passenger, Blue - 1979
	4160 200	1		4 Passenger, Blue - 1980
	4168 873	1		4 Passenger, Blue - 1981
	4080 869	1		4 Passenger, Green - 1978
	4118 577	1		4 Passenger, Green - 1979
	4160 201	1		4 Passenger, Green - 1980
	4080 873	1		4 Passenger, Caramel - 1978
	4118 579	1		4 Passenger, Cashmere - 1979
	4160 202	1		4 Passenger, Cashmere - 1980
	4168 875	1		4 Passenger, Cashmere - 1981
	4080 871	1		4 Passenger, Red - 1978
	4118 581	1		4 Passenger, Red - 1979
	4160 203	1		4 Passenger, Red - 1980
	4168 876	1		4 Passenger, Red - 1981
				<b>BACK COVER, All Vinyl, 3 Pass., High-Line</b>
	4080 764	AR		Blue - 1978
	4118 590	AR		Blue - 1979
	4160 213	AR		Blue - 1980
	4214 646	AR		Blue - 1981
	4080 766	AR		Green - 1978
	4118 592	AR		Green - 1979
	4160 214	AR		Green - 1980
	4080 770	AR		Caramel - 1978
	4118 594	AR		Cashmere - 1979
	4160 215	AR		Cashmere - 1980
	4214 647	AR		Cashmere - 1981
	4080 768	AR		Red - 1978
	4118 596	AR		Red - 1979
	4160 216	AR		Red - 1980
	4214 648	AR		Red - 1981
	4080 765	1		4 Passenger, Blue - 1978
	4118 591	1		4 Passenger, Blue - 1979
	4160 218	1		4 Passenger, Blue - 1980
	4214 654	1		4 Passenger, Blue - 1981
	4080 767	1		4 Passenger, Green - 1978
	4118 593	1		4 Passenger, Green - 1979
	4160 219	1		4 Passenger, Green - 1980
	4080 771	1		4 Passenger, Caramel - 1978
	4118 595	1		4 Passenger, Cashmere - 1979
	4160 220	1		4 Passenger, Cashmere - 1980
	4214 655	1		4 Passenger, Cashmere - 1981
	4080 769	1		4 Passenger, Red - 1978
	4118 597	1		4 Passenger, Red - 1979
	4160 221	1		4 Passenger, Red - 1980
	4214 656	1		4 Passenger, Red - 1981
6				<b>CUSHION ASSEMBLY, All Vinyl, 3 Pass., High-Line</b>
	4080 858	AR		Blue - 1978
	4118 566	AR		Blue - 1979

**LIGHT DUTY CODES:** A = All Sport Utility (Ramcharger). B = All Compact Models. D = Conventional Cab.  
 AD = 2 Wheel Drive Only (Ramcharger). CB-MB = Compact Front Section Only. W = Conventional Cab 4 Wheel Drive.  
 AW = 4 Wheel Drive Only (Ramcharger). P = Forward Control Chassis. M = Motor Home.

**MEDIUM-HEAVY CODES:** XNT = Low Cab Forward. D = Conventional Cab. S = School Bus. W = 4-Wheel Drive.

AR=Use as Required

# =New Part Number

Printed in U.S.A.

June, 1982

BODY

# 1978-81 LIGHT DUTY TRUCK PARTS CATALOG

ITEM	PART NUMBER	QTY	MODEL	DESCRIPTION
<b>SEATS, REAR - B</b>				
	4160 204	AR		Blue - 1980
	4168 877	AR		Blue - 1981
	4080 860	AR		Green - 1978
	4118 568	AR		Green - 1979
	4160 205	AR		Green - 1980
	4080 864	AR		Caramel - 1978
	4118 570	AR		Cashmere - 1979
	4160 206	AR		Cashmere - 1980
	4168 879	AR		Cashmere - 1981
	4080 862	AR		Red - 1978
	4118 572	AR		Red - 1979
	4160 207	AR		Red - 1980
	4168 880	AR		Red - 1981
	4080 859	1		4 Passenger, Blue - 1978
	4118 567	1		4 Passenger, Blue - 1979
	4160 208	1		4 Passenger, Blue - 1980
	4168 881	1		4 Passenger, Blue - 1981
	4080 861	1		4 Passenger, Green - 1978
	4118 569	1		4 Passenger, Green - 1979
	4160 209	1		4 Passenger, Green - 1980
	4080 865	1		4 Passenger, Caramel - 1978
	4118 571	1		4 Passenger, Cashmere - 1979
	4160 210	1		4 Passenger, Cashmere - 1980
	4168 883	1		4 Passenger, Cashmere - 1981
	4080 863	1		4 Passenger, Red - 1978
	4118 573	1		4 Passenger, Red - 1979
	4160 211	1		4 Passenger, Red - 1980
	4168 884	1		4 Passenger, Red - 1981
				CUSHION COVER, All Vinyl, 3 Pass., High-Line
	4080 772	AR		Blue - 1978
	4118 582	AR		Blue - 1979
	4160 223	AR		Blue - 1980
	4214 650	AR		Blue - 1981
	4080 774	AR		Green - 1978
	4118 584	AR		Green - 1979
	4160 224	AR		Green - 1980
	4080 778	AR		Caramel - 1978
	4118 586	AR		Cashmere - 1979
	4160 225	AR		Cashmere - 1980
	4214 651	AR		Cashmere - 1981
	4080 776	AR		Red - 1978
	4118 588	AR		Red - 1979
	4160 226	AR		Red - 1980
	4214 652	AR		Red - 1981
	4080 773	1		4 Passenger, Blue - 1978
	4118 583	1		4 Passenger, Blue - 1979
	4160 228	1		4 Passenger, Blue - 1980
	4214 682	1		4 Passenger, Blue - 1981
	4080 775	1		4 Passenger, Green - 1978

<b>LIGHT</b>	A = All Sport Utility (Ramcharger).	B = All Compact Models.	D = Conventional Cab.
<b>DUTY</b>	AD = 2 Wheel Drive Only (Ramcharger).	CB-MB = Compact Front Section Only.	W = Conventional Cab 4 Wheel Drive.
<b>CODES:</b>	AW = 4 Wheel Drive Only (Ramcharger).	P = Forward Control Chassis.	M = Motor Home.

**MEDIUM-HEAVY CODES:** XNT = Low Cab Forward. D = Conventional Cab. S = School Bus. W = 4-Wheel Drive.

AR=Use as Required

#=New Part Number

Printed in U.S.A.

June, 1982

# 1978-81 LIGHT DUTY TRUCK PARTS CATALOG

BODY

ITEM	PART NUMBER	QTY	MODEL	DESCRIPTION
<b>SEATS, REAR - B</b>				
	4118 585	1		4 Passenger, Green - 1979
	4160 229	1		4 Passenger, Green - 1980
	4080 779	1		4 Passenger, Caramel - 1978
	4118 587	1		4 Passenger, Cashmere - 1979
	4160 230	1		4 Passenger, Cashmere - 1980
	4214 683	1		4 Passenger, Cashmere - 1981
	4080 777	1		4 Passenger, Red - 1978
	4118 589	1		4 Passenger, Red - 1979
	4160 231	1		4 Passenger, Red - 1980
	4214 684	1		4 Passenger, Red - 1981
7				<b>SEAT ASSEMBLY, Cloth and Vinyl, 3 Pass., High-Line</b>
	4080 704	AR		Blue - 1978
	4118 721	AR		Blue - 1979
	4166 032	AR		Blue - 1980
	4168 911	AR		Blue - 1981, Up to 6-15-81
		AR		Blue - 1981, After 6-15-81 (Service Component Parts)
	4080 706	AR		Green - 1978
	4118 722	AR		Green - 1979
	4166 033	AR		Green - 1980
	4080 710	AR		Caramel - 1978
	4118 723	AR		Cashmere - 1979
	4166 034	AR		Cashmere - 1980
	4168 913	AR		Cashmere - 1981, Up to 6-15-81
		AR		Cashmere - 1981, After 6-15-81 (Service Component Parts)
	4080 712	AR		Red - 1978
	4118 724	AR		Red - 1979
	4166 035	AR		Red - 1980
	4168 914	AR		Red - 1981, Up to 6-15-81
		AR		Red - 1981, After 6-15-81 (Service Component Parts)
	4080 705	1		4 Passenger, Blue - 1978
	4118 725	1		4 Passenger, Blue - 1979
	4166 036	1		4 Passenger, Blue - 1980
	4168 915	1		4 Passenger, Blue - 1981
	4080 707	1		4 Passenger, Green - 1978
	4118 726	1		4 Passenger, Green - 1979
	4166 037	1		4 Passenger, Green - 1980
	4080 711	1		4 Passenger, Caramel - 1978
	4118 727	1		4 Passenger, Cashmere - 1979
	4166 038	1		4 Passenger, Cashmere - 1980
	4168 917	1		4 Passenger, Cashmere - 1981
	4080 713	1		4 Passenger, Red - 1978
	4118 728	1		4 Passenger, Red - 1979
	4166 039	1		4 Passenger, Red - 1980
	4168 918	1		4 Passenger, Red - 1981
8				<b>BACK ASSEMBLY, Cloth and Vinyl, 3 Pass., High-Line</b>
	4082 128	AR		Blue, 1978-9
	4161 567	AR		Blue, 1980
	4168 895	AR		Blue - 1981, Up to 6-15-81
	4263 514	AR		Blue - 1981, After 6-15-81

<b>LIGHT</b>	A = All Sport Utility (Ramcharger).	B = All Compact Models.	D = Conventional Cab.
<b>DUTY</b>	AD = 2 Wheel Drive Only (Ramcharger).	CB-MB = Compact Front Section Only.	W = Conventional Cab 4 Wheel Drive.
<b>CODES:</b>	AW = 4 Wheel Drive Only (Ramcharger).	P = Forward Control Chassis.	M = Motor Home.
<b>MEDIUM-HEAVY CODES:</b>	XNT = Low Cab Forward.	D = Conventional Cab.	S = School Bus. W = 4-Wheel Drive.

AR=Use as Required

# =New Part Number

Printed in U.S.A.

June, 1982

BODY

# 1978-81 LIGHT DUTY TRUCK PARTS CATALOG

ITEM	PART NUMBER	QTY	MODEL	DESCRIPTION
<b>SEATS, REAR - B</b>				
	4082 130	AR		Green -1978
	4119 796	AR		Green -1979
	4161 568	AR		Green -1980
	4082 134	AR		Caramel - 1978
	4119 801	AR		Cashmere - 1979
	4161 569	AR		Cashmere - 1980
	4168 897	AR		Cashmere - 1981, Up to 6-15-81
	4263 515	AR		Cashmere - 1981, After 6-15-81
	4082 132	AR		Red - 1978
	4118 328	AR		Red - 1979
	4161 570	AR		Red - 1980
	4168 898	AR		Red - 1981, Up to 6-15-81
	4263 516	AR		Red - 1981, After 6-15-81
	4082 129	1		4 Passenger, Blue, 1978-9
	4161 571	1		4 Passenger, Blue, 1980
	4168 899	1		4 Passenger, Blue, 1981
	4082 131	1		4 Passenger, Green - 1978
	4119 806	1		4 Passenger, Green - 1979
	4161 572	1		4 Passenger, Green - 1980
	4082 135	1		4 Passenger, Caramel - 1978
	4119 811	1		4 Passenger, Cashmere - 1979
	4161 573	1		4 Passenger, Cashmere - 1980
	4168 901	1		4 Passenger, Cashmere - 1981
	4082 133	1		4 Passenger, Red - 1978
	4118 334	1		4 Passenger, Red - 1979
	4161 574	1		4 Passenger, Red - 1980
	4168 902	1		4 Passenger, Red - 1981
				<b>BACK COVER, Cloth and Vinyl, 3 Pass., High-Line</b>
	4080 784	AR		Blue, 1978-9
	4161 587	AR		Blue, 1980
	4214 686	AR		Blue, 1981
	4080 786	AR		Green - 1978
	4119 798	AR		Green - 1979
	4161 588	AR		Green - 1980
	4080 790	AR		Caramel - 1978
	4119 803	AR		Cashmere - 1979
	4161 589	AR		Cashmere - 1980
	4214 687	AR		Cashmere - 1981
	4080 788	AR		Red - 1978
	4118 330	AR		Red - 1979
	4161 590	AR		Red - 1980
	4214 688	AR		Red - 1981
	4080 785	1		4 Passenger, Blue, 1978-9
	4161 591	1		4 Passenger, Blue, 1980
	4214 694	1		4 Passenger, Blue, 1981
	4080 787	1		4 Passenger, Green - 1978
	4119 808	1		4 Passenger, Green - 1979
	4161 592	1		4 Passenger, Green - 1980
	4080 791	1		4 Passenger, Caramel - 1978

<b>LIGHT</b>	A = All Sport Utility (Ramcharger).	B = All Compact Models.	D = Conventional Cab.
<b>DUTY</b>	AD = 2 Wheel Drive Only (Ramcharger).	CB-MB = Compact Front Section Only.	W = Conventional Cab 4 Wheel Drive.
<b>CODES:</b>	AW = 4 Wheel Drive Only (Ramcharger).	P = Forward Control Chassis.	M = Motor Home.

**MEDIUM-HEAVY CODES:** XNT = Low Cab Forward. D = Conventional Cab. S = School Bus. W = 4-Wheel Drive.

AR=Use as Required

# = New Part Number

Printed in U.S.A.

June, 1982

# 1978-81 LIGHT DUTY TRUCK PARTS CATALOG

BODY

ITEM	PART NUMBER	QTY	MODEL	DESCRIPTION
<b>SEATS, REAR - B</b>				
	4119 813	1		4 Passenger, Cashmere - 1979
	4161 593	1		4 Passenger, Cashmere - 1980
	4214 695	1		4 Passenger, Cashmere - 1981
	4080 789	1		4 Passenger, Red - 1978
	4118 331	1		4 Passenger, Red - 1979
	4161 594	1		4 Passenger, Red - 1980
	4214 696	1		4 Passenger, Red - 1981
9				<b>CUSHION ASSEMBLY, Cloth and Vinyl, 3 Pass., High-Line</b>
	4082 120	AR		Blue, 1978-9
	4161 577	AR		Blue - 1980
	4168 903	AR		Blue - 1981
	4082 122	AR		Green -1978
	4119 797	AR		Green -1979
	4161 578	AR		Green -1980
	4082 126	AR		Caramel - 1978
	4119 802	AR		Cashmere - 1979
	4161 579	AR		Cashmere - 1980
	4168 905	AR		Cashmere - 1981
	4082 124	AR		Red - 1978
	4118 329	AR		Red - 1979
	4161 580	AR		Red - 1980
	4168 906	AR		Red - 1981
	4082 121	1		4 Passenger, Blue, 1978-9
	4161 581	1		4 Passenger, Blue, 1980
	4168 907	1		4 Passenger, Blue, 1981
	4082 123	1		4 Passenger, Green - 1978
	4119 807	1		4 Passenger, Green - 1979
	4161 582	1		4 Passenger, Green - 1980
	4082 127	1		4 Passenger, Caramel -1978
	4119 812	1		4 Passenger, Cashmere - 1979
	4161 583	1		4 Passenger, Cashmere - 1980
	4168 909	1		4 Passenger, Cashmere - 1981
	4082 125	1		4 Passenger, Red - 1978
	4118 335	1		4 Passenger, Red - 1979
	4161 584	1		4 Passenger, Red - 1980
	4168 910	1		4 Passenger, Red - 1981
				<b>CUSHION COVER, Cloth &amp; Vinyl, 3 Pass., Hi-Line (KN6 &amp; KN8)</b>
	4080 792	AR		Blue, 1978-9
	4161 597	AR		Blue, 1980
	4214 690	AR		Blue, 1981
	4080 794	AR		Green - 1978
	4119 799	AR		Green - 1979
	4161 598	AR		Green - 1980
	4080 798	AR		Caramel - 1978
	4119 804	AR		Cashmere - 1979
	4161 599	AR		Cashmere - 1980
	4214 691	AR		Cashmere - 1981
	4080 796	AR		Red - 1978
	4118 332	AR		Red - 1979

**LIGHT** A = All Sport Utility (Ramcharger). B = All Compact Models. D = Conventional Cab.  
**DUTY** AD = 2 Wheel Drive Only (Ramcharger). CB-MB = Compact Front Section Only. W = Conventional Cab 4 Wheel Drive.  
**CODES:** AW = 4 Wheel Drive Only (Ramcharger). P = Forward Control Chassis. M = Motor Home.

**MEDIUM-HEAVY CODES:** XNT = Low Cab Forward. D = Conventional Cab. S = School Bus. W = 4-Wheel Drive.

AR=Use as Required

# = New Part Number

Printed in U.S.A.

June, 1982

ITEM	PART NUMBER	QTY	MODEL	DESCRIPTION
<b>SEATS, REAR - B</b>				
	4161 600	AR		Red - 1980
	4214 692	AR		Red - 1981
	4080 793	1		4 Passenger, Blue, 1978-9
	4161 601	1		4 Passenger, Blue, 1980
	4214 698	1		4 Passenger, Blue, 1981
	4080 795	1		4 Passenger, Green - 1978
	4119 809	1		4 Passenger, Green - 1979
	4161 602	1		4 Passenger, Green - 1980
	4080 799	1		4 Passenger, Caramel - 1978
	4119 814	1		4 Passenger, Cashmere - 1979
	4161 603	1		4 Passenger, Cashmere - 1980
	4214 699	1		4 Passenger, Cashmere - 1981
	4080 797	1		4 Passenger, Red - 1978
	4118 333	1		4 Passenger, Red - 1979
	4161 604	1		4 Passenger, Red - 1980
	4214 700	1		4 Passenger, Red - 1981
10				SEAT ASSY, Cloth & Vinyl, 3 Pass., Prem.(KN7 & KN9)
	4082 240	AR		Blue - 1978
	4118 733	AR		Blue - 1979
	4166 044	AR		Blue - 1980
	4168 932	AR		Blue - 1981, Up To 3-16-81
	4219 919	AR		Blue - 1981, From 3-16-81 To 6-15-81
		AR		Blue - 1981, After 6-15-81 (Service Component Parts)
	4080 724	AR		Caramel - 1978
	4118 734	AR		Cashmere - 1979
	4166 045	AR		Cashmere - 1980
	4168 933	AR		Cashmere - 1981, Up To 3-16-81
	4219 920	AR		Cashmere - 1981, From 3-16-81 To 6-15-81
		AR		Cashmere - 1981, After 6-15-81 (Service Component Parts)
	4080 722	AR		Red - 1978
	4118 735	AR		Red - 1979
	4166 046	AR		Red - 1980
	4168 934	AR		Red - 1981, Up To 3-16-81
	4219 921	AR		Red - 1981, From 3-16-81 To 6-15-81
		AR		Red - 1981, After 6-15-81 (Service Component Parts)
	4082 241	1		4 Passenger, Blue - 1978
	4118 736	1		4 Passenger, Blue - 1979
	4166 047	1		4 Passenger, Blue - 1980
	4168 935	1		4 Passenger, Blue - 1981, Up To 3-16-81 And After 6-1-81
	4219 936	1		4 Passenger, Blue - 1981, From 3-16-81 To 6-1-81
	4080 725	1		4 Passenger, Caramel - 1978
	4118 737	1		4 Passenger, Cashmere - 1979
	4166 048	1		4 Passenger, Cashmere - 1980
	4168 936	1		4 Passenger, Cashmere - 1981, Up To 3-16-81 And After 6-1-81
	4219 937	1		4 Passenger, Cashmere - 1981, From 3-16-81 To 6-1-81
	4080 723	1		4 Passenger, Red - 1978
	4118 738	1		4 Passenger, Red - 1979
	4166 049	1		4 Passenger, Red - 1980
	4168 937	1		4 Passenger, Red - 1981, Up To 3-16-81 And After 6-1-81

**LIGHT** A = All Sport Utility (Ramcharger). B = All Compact Models. D = Conventional Cab.  
**DUTY** AD = 2 Wheel Drive Only (Ramcharger). CB-MB = Compact Front Section Only. W = Conventional Cab 4 Wheel Drive.  
**CODES:** AW = 4 Wheel Drive Only (Ramcharger). P = Forward Control Chassis. M = Motor Home.

**MEDIUM-HEAVY CODES:** XNT = Low Cab Forward. D = Conventional Cab. S = School Bus. W = 4-Wheel Drive.

AR=Use as Required

# =New Part Number

Printed in U.S.A.

June, 1982

# 1978-81 LIGHT DUTY TRUCK PARTS CATALOG

ITEM	PART NUMBER	QTY	MODEL	DESCRIPTION
<b>SEATS, REAR - B</b>				
	4219 938	1		4 Passenger, Red - 1981,From 3-16-81 To 6-1-81
11				BACK ASSEMBLY, Cloth and Vinyl, 3 Pass., Premium
	4082 249	AR		Blue, 1978-9
	4161 745	AR		Blue, 1980
	4168 920	AR		Blue -1981, Up To 3-16-81
	4219 922	AR		Blue -1981,From 3-16-81 To 6-15-81
	4263 525	AR		Blue - 1981, After 6-15-81
	4080 936	AR		Caramel - 1978
	4119 818	AR		Cashmere - 1979
	4161 746	AR		Cashmere - 1980
	4168 921	AR		Cashmere - 1981, Up To 3-16-81
	4219 923	AR		Cashmere - 1981,From 3-16-81 To 6-15-81
	4263 526	AR		Cashmere - 1981, After 6-15-81
	4080 934	AR		Red - 1978
	4118 336	AR		Red - 1979
	4161 747	AR		Red - 1980
	4168 922	AR		Red - 1981, Up To 3-16-81
	4219 924	AR		Red - 1981,From 3-16-81 To 6-15-81
	4263 527	AR		Red - 1981, After 6-15-81
	4082 250	1		4 Passenger, Blue, 1978-9
	4161 748	1		4 Passenger, Blue, 1980
	4168 923	1		4 Passenger, Blue, 1981, Up To 3-16-81 And After 6-1-81
	4219 939	1		4 Passenger, Blue, 1981,From 3-16-81 To 6-1-81
	4080 937	1		4 Passenger, Caramel - 1978
	4119 823	1		4 Passenger, Cashmere - 1979
	4161 749	1		4 Passenger, Cashmere - 1980
	4168 924	1		4 Passenger, Cashmere - 1981, Up To 3-16-81 And After 6-1-81
	4219 940	1		4 Passenger, Cashmere - 1981,From 3-16-81 To 6-1-81
	4080 935	1		4 Passenger, Red - 1978
	4118 340	1		4 Passenger, Red - 1979
	4161 750	1		4 Passenger, Red - 1980
	4168 925	1		4 Passenger, Red - 1981, Up To 3-16-81 And After 6-1-81
	4219 941	1		4 Passenger, Red - 1981,From 3-16-81 To 6-1-81
				BACK COVER, Cloth and Vinyl, 3 Pass., Premium
	4082 243	AR		Blue, 1978-9
	4161 759	AR		Blue, 1980
	4219 525	AR		Blue, 1981, Up To 3-16-81 And After 6-1-81
	4219 911	AR		Blue, 1981,From 3-16-81 To 6-1-81
	4080 806	AR		Caramel - 1978
	4119 820	AR		Cashmere - 1979
	4161 760	AR		Cashmere - 1980
	4219 524	AR		Cashmere - 1981, Up To 3-16-81 And After 6-1-81
	4219 912	AR		Cashmere - 1981,From 3-16-81 To 6-1-81
	4080 804	AR		Red - 1978
	4118 338	AR		Red - 1979
	4161 761	AR		Red - 1980
	4219 523	AR		Red - 1981, Up To 3-16-81 And After 6-1-81
	4219 913	AR		Red - 1981, From 3-16-81 To 6-1-81
	4082 244	1		4 Passenger, Blue

**LIGHT** A = All Sport Utility (Ramcharger). B = All Compact Models. D = Conventional Cab.  
**DUTY** AD = 2 Wheel Drive Only (Ramcharger). CB-MB = Compact Front Section Only. W = Conventional Cab 4 Wheel Drive.  
**CODES:** AW = 4 Wheel Drive Only (Ramcharger). P = Forward Control Chassis. M = Motor Home.

**MEDIUM-HEAVY CODES:** XNT = Low Cab Forward. D = Conventional Cab. S = School Bus. W = 4-Wheel Drive.

AR=Use as Required

# =New Part Number

Printed in U.S.A.

June, 1982



ITEM	PART NUMBER	QTY	MODEL	DESCRIPTION
<b>SEATS, REAR - B</b>				
	4161 762	1		4 Passenger, Blue - 1980
	4219 535	1		4 Passenger, Blue - 1981, Up To 3-16-81 And After 6-1-81
	4219 929	1		4 Passenger, Blue - 1981, From 3-16-81 To 6-1-81
	4080 807	1		4 Passenger, Caramel - 1978
	4119 825	1		4 Passenger, Cashmere - 1979
	4161 763	1		4 Passenger, Cashmere - 1980
	4219 534	1		4 Passenger, Cashmere - 1981, Up To 3-16-81 And After 6-1-81
	4219 930	1		4 Passenger, Cashmere - 1981, From 3-16-81 To 6-1-81
	4080 805	1		4 Passenger, Red - 1978
	4118 342	1		4 Passenger, Red - 1979
	4161 764	1		4 Passenger, Red - 1980
	4219 533	1		4 Passenger, Red - 1981, Up To 3-16-81 And After 6-1-81
	4219 931	1		4 Passenger, Red - 1981, From 3-16-81 To 6-1-81
12				CUSHION ASSEMBLY, Cloth and Vinyl, 3 Pass., Premium
	4082 247	AR		Blue, 1978-9
	4161 751	AR		Blue - 1980
	4168 926	AR		Blue - 1981, Up To 2-16-81
	4219 925	AR		Blue - 1981, After 2-16-81
	4080 932	AR		Caramel - 1978
	4119 819	AR		Cashmere - 1979
	4161 752	AR		Cashmere - 1980
	4168 927	AR		Cashmere - 1981, Up To 3-16-81 And After 6-1-81
	4219 926	AR		Cashmere - 1981, From 3-16-81 To 6-1-81
	4080 930	AR		Red - 1978
	4118 337	AR		Red - 1979
	4161 753	AR		Red - 1980
	4168 928	AR		Red - 1981, Up To 3-16-81 And After 6-1-81
	4219 927	AR		Red - 1981, From 3-16-81 To 6-1-81
	4082 248	1		4 Passenger, Blue, 1978-9
	4161 754	1		4 Passenger, Blue, 1980
	4168 929	1		4 Passenger, Blue, 1981, Up To 3-16-81 And After 6-1-81
	4219 942	1		4 Passenger, Blue, 1981, From 3-16-81 To 6-1-81
	4080 933	1		4 Passenger, Caramel - 1978
	4119 824	1		4 Passenger, Cashmere - 1979
	4161 755	1		4 Passenger, Cashmere - 1980
	4168 930	1		4 Passenger, Cashmere - 1981, Up To 3-16-81 And After 6-1-81
	4219 943	1		4 Passenger, Cashmere - 1981, From 3-16-81 To 6-1-81
	4080 931	1		4 Passenger, Red - 1978
	4118 341	1		4 Passenger, Red - 1979
	4161 756	1		4 Passenger, Red - 1980
	4168 931	1		4 Passenger, Red - 1981, Up To 3-16-81 And After 6-1-81
	4219 944	1		4 Passenger, Red - 1981, From 3-16-81 To 6-1-81
				CUSHION COVER, Cloth and Vinyl, 3 Pass., Premium
	4082 245	AR		Blue - 1978-9
	4161 767	AR		Blue - 1980
	4219 530	AR		Blue - 1981, Up To 3-16-81 And After 6-1-81
	4219 915	AR		Blue - 1981, From 3-16-81 To 6-1-81
	4080 810	AR		Caramel - 1978
	4119 821	AR		Cashmere - 1979

<b>LIGHT</b>	A = All Sport Utility (Ramcharger).	B = All Compact Models.	D = Conventional Cab.
<b>DUTY</b>	AD = 2 Wheel Drive Only (Ramcharger).	CB-MB = Compact Front Section Only.	W = Conventional Cab 4 Wheel Drive.
<b>CODES:</b>	AW = 4 Wheel Drive Only (Ramcharger).	P = Forward Control Chassis.	M = Motor Home.

**MEDIUM-HEAVY CODES:** XNT = Low Cab Forward. D = Conventional Cab. S = School Bus. W = 4-Wheel Drive.

AR=Use as Required

#=New Part Number

Printed in U.S.A.

June, 1982

# 1978-81 LIGHT DUTY TRUCK PARTS CATALOG

BODY

ITEM	PART NUMBER	QTY	MODEL	DESCRIPTION
<b>SEATS, REAR - B</b>				
	4161 768	AR		Cashmere - 1980
	4219 529	AR		Cashmere - 1981, Up To 3-16-81 And After 6-1-81
	4219 916	AR		Cashmere - 1981, From 3-16-81 To 6-1-81
	4080 808	AR		Red - 1978
	4118 339	AR		Red - 1979
	4161 769	AR		Red - 1980
	4219 528	AR		Red - 1981, Up To 3-16-81 And After 6-1-81
	4219 917	AR		Red - 1981, From 3-16-81 To 6-1-81
	4082 246	1		4 Passenger, Blue, 1978-9
	4161 770	1		4 Passenger, Blue - 1980
	4219 540	1		4 Passenger, Blue - 1981, Up To 3-16-81 And After 6-1-81
	4219 933	1		4 Passenger, Blue - 1981, From 3-16-81 To 6-1-81
	4080 811	1		4 Passenger, Caramel - 1978
	4119 826	1		4 Passenger, Cashmere - 1979
	4161 771	1		4 Passenger, Cashmere - 1980
	4219 539	1		4 Passenger, Cashmere - 1981, Up To 3-16-81 And After 6-1-81
	4219 934	1		4 Passenger, Cashmere - 1981, From 3-16-81 To 6-1-81
	4080 809	1		4 Passenger, Red - 1978
	4118 343	1		4 Passenger, Red - 1979
	4161 772	1		4 Passenger, Red - 1980
	4219 538	1		4 Passenger, Red - 1981, Up To 3-16-81 And After 6-1-81
	4219 935	1		4 Passenger, Red - 1981, From 3-16-81 To 6-1-81

<b>LIGHT</b>	A = All Sport Utility (Ramcharger).	B = All Compact Models.	D = Conventional Cab.
<b>DUTY</b>	AD = 2 Wheel Drive Only (Ramcharger).	CB-MB = Compact Front Section Only.	W = Conventional Cab 4 Wheel Drive.
<b>CODES:</b>	AW = 4 Wheel Drive Only (Ramcharger).	P = Forward Control Chassis.	M = Motor Home.
<b>MEDIUM-HEAVY CODES:</b> XNT = Low Cab Forward. D = Conventional Cab. S = School Bus. W = 4-Wheel Drive.			

AR=Use as Required

# = New Part Number

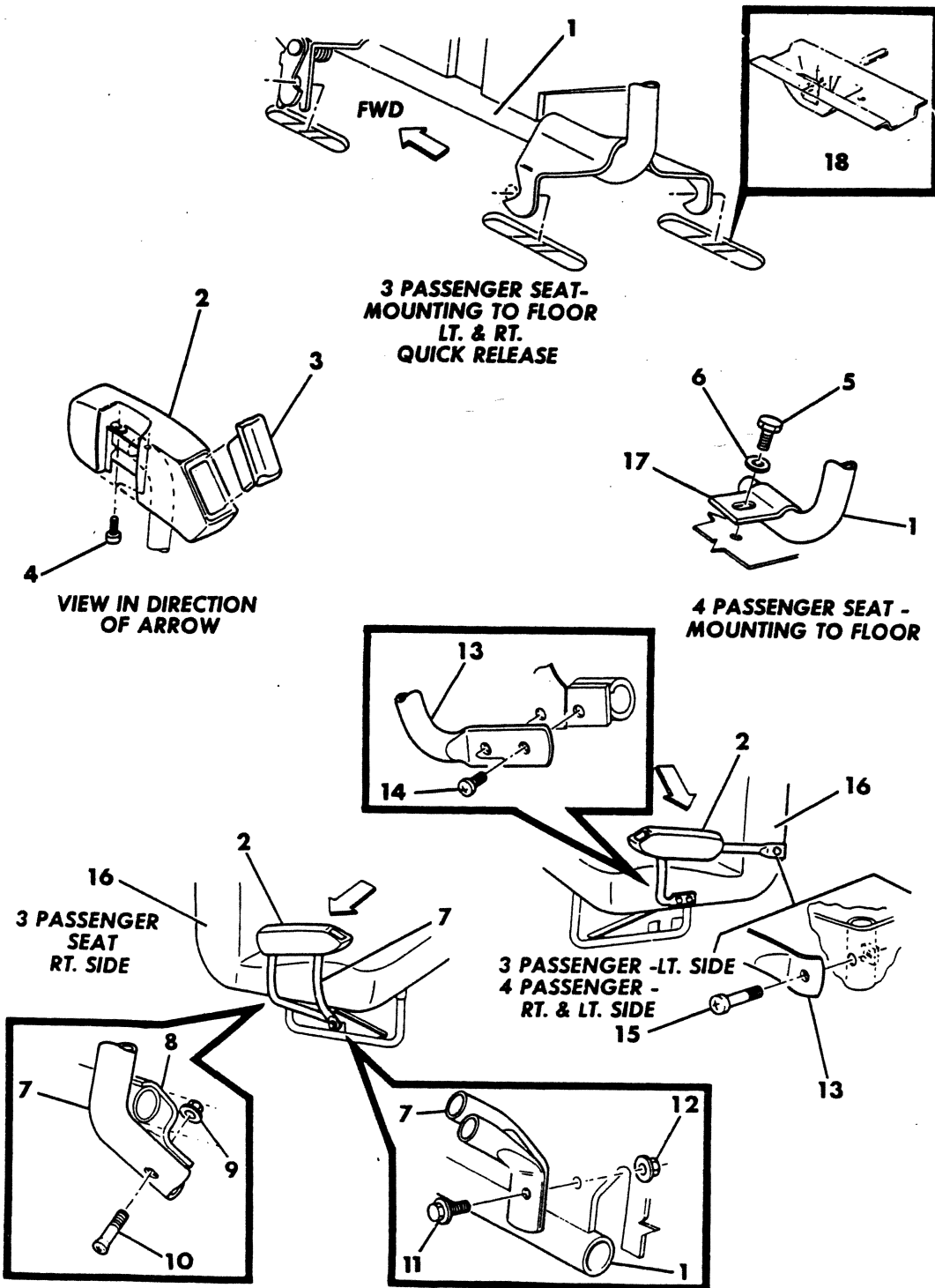
Printed in U.S.A.

June, 1982



8323 3700

INTERMEDIATE & REAR SEAT SUPPORTS,  
RISERS, ARM REST & ASH RECEIVER  
B1,2,3 (1978-80)



ITEM	PART NUMBER	QTY	MODEL	DESCRIPTION
<b>INTERMEDIATE &amp; REAR SEAT SUPPORTS, RISERS, ARM REST &amp; ASH RECEIVER B1,2,3 (1978-80)</b>				
1	4083 410	2		RISER, Int. Seat, 3 Pass. (w/Quick Release)
	4083 411	2		Rear Seat, 3 Pass.,(w/Quick Release) w/109" W.B.
	4083 411	1		Rear Seat, 3 Pass.,(w/Quick Release) w/127" W.B. Lt.
	4083 538	1		Right
	4083 412	2		Rear Seat, 4 Pass.
	4033 952	AR		SUPPORT, Int. & Rear Seat Back Lwr. Right - Up To 10-2-78
	4118 614	AR		After 10-2-78
	4033 953	AR		REINFORCEMENT, Int. & Rr. Seat Riser Belt Mtg.
	4211 005	2		SPRING,Seat Riser Latch (Not Shown)
2	4033 784-5	AR		ARM REST, Blue, 1978-9
	4166 866-7	AR		Blue - 1980
	4033 788-9	AR		Green - 1978
	4119 570-1	AR		Green, 1979-80
	4033 792-3	AR		Caramel - 1978
	4119 572-3	AR		Cashmere, 1979-80
	4087 136-7	AR		Red, 1978-9
	4166 864-5	AR		Red - 1980
3	2589 587	AR		ASH RECEIVER, Int. & Rear Seats
	2657 877	AR		BEZEL, Ash Receiver
	2292 503	AR		SPRING, Ash Receiver Lid
4	152 767	AR		SCREW, Arm Rest
5	6030 792	4		BOLT, Seat Mtg.
6	6025 705	4		WASHER, Seat Mtg.
7	4083 405	AR		SUPPORT, 3 Pass., Right, 1978-9
	4166 874	AR		1980
8	4033 961	AR		BRACKET, Arm Rest Support Mtg.
	6031 853	AR		BOLT, Rr. Seat Arm Rest Support Guide (Not Shown)
9	118 614	AR		NUT & WASHER, Support
10	153 184	AR		SCREW, Support Mtg.
11	9425 118	AR		SCREW, Support Mtg., Lower
12	118 614	AR		NUT & WASHER, Support Mtg.
13	4033 963	AR		SUPPORT, 3 & 4 Pass Left, 1978-9
	4166 871	AR		1980
	4033 962	AR		4 Pass. Right, 1978-9
	4166 870	AR		1980
14	152 774	AR		SCREW, Support Mtg.
15	153 070	AR		SCREW, Support Mtg.
16				SEAT ASSY., (Refer to Code 23-109-1
17				STRAP, Riser, 4 Pass.(Serviced on Riser)
18	4083 764	AR		BRACKET ASSY., U/Body Seat Anchor
	4033 778	AR		ESCUTCHEON, Rear Floor (Not Shown)
--	4087 642	AR		CAP ASSY., Rear Seat Rr. Mtg. Brkt. w/Nut (Not Shown)
--	4033 817	AR		PLATE, Hole Cover ( Not Shown)

<b>LIGHT</b>	A = All Sport Utility (Ramcharger).	B = All Compact Models.	D = Conventional Cab.
<b>DUTY</b>	AD = 2 Wheel Drive Only (Ramcharger).	CB-MB = Compact Front Section Only.	W = Conventional Cab 4 Wheel Drive.
<b>CODES:</b>	AW = 4 Wheel Drive Only (Ramcharger).	P = Forward Control Chassis.	M = Motor Home.
<b>MEDIUM-HEAVY CODES:</b>	XNT = Low Cab Forward.	D = Conventional Cab.	S = School Bus. W = 4-Wheel Drive.

AR=Use as Required

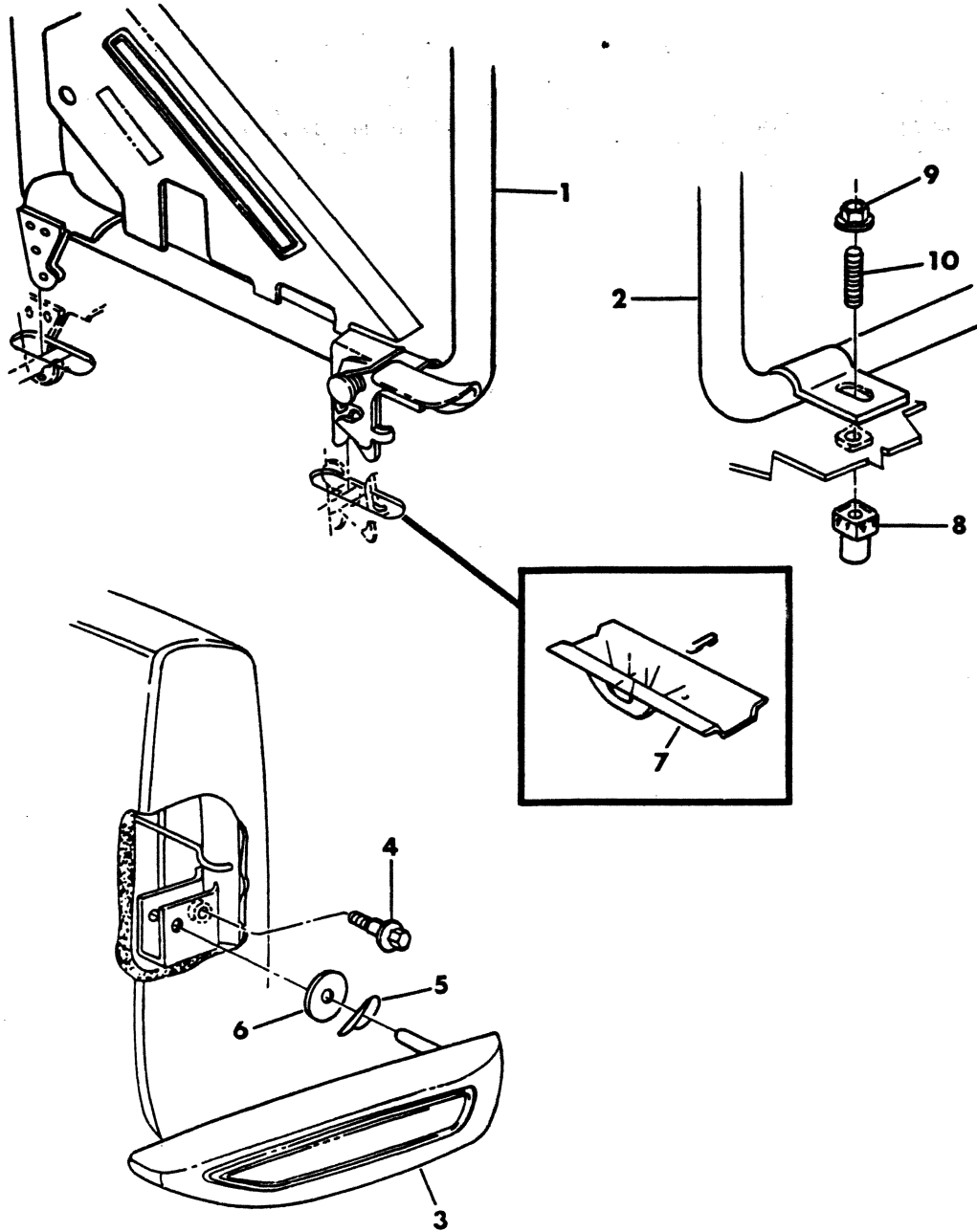
# = New Part Number

Printed in U.S.A.

June, 1982

8323 3710

ARM RESTS, RISERS AND SUPPORTS, REAR SEATS  
B - 1,2,3 (1981)



ITEM	PART NUMBER	QTY	MODEL	DESCRIPTION
<b>ARM RESTS, RISERS AND SUPPORTS, REAR SEATS B - 1,2,3 (1981)</b>				
1	4211 003	2		RISER, Int. Seat, 3 Pass.
	4211 004	1		Rear Seat, 3 Pass.
2	4083 412	1		RISER, Seat 4 Pass.
	4118 614	AR		SUPPORT, Int. & Rear Seat Back Lwr. Right (Not Shown)
	4211 001	AR		REINFORCEMENT, Int. & Fr. Seat Riser Belt Mtg. (Not Shown)
3	4211 005	2		SPRING, Seat Riser Latch (Not Shown)
				ARM REST
	4168 828-9	AR		Blue
	4168 832-3	AR		Cashmere
	4168 834-5	AR		Red
4	4263 596-7	AR		Silver
	6031 853	AR		BOLT, Arm Rest Mtg.
5	4211 689	AR		SPRING, Fr. Seat A/Rest Pivot
6	4211 675	AR		SPACER, Fr. Seat A/Rest Pivot Bolt
7	4161 232	AR		BRACKET ASSY., U/Body Seat Anchor
	4033 778	AR		ESCUTCHEON, Rear Floor (Not Shown)
8	4087 642	AR		CAP ASSY., Rear Seat Fr. Mtg. Brkt. w/Nut
9	6025 021	AR		NUT & WASHER, Riser Mtg.
10	6031 157	AR		STUD, Riser Mtg.
	4033 817	AR		PLATE, Hole Cover (Not Shown)

**LIGHT** A = All Sport Utility (Ramcharger). B = All Compact Models. D = Conventional Cab.  
**DUTY** AD = 2 Wheel Drive Only (Ramcharger). CB-MB = Compact Front Section Only. W = Conventional Cab 4 Wheel Drive.  
**CODES:** AW = 4 Wheel Drive Only (Ramcharger). P = Forward Control Chassis. M = Motor Home.

**MEDIUM-HEAVY CODES:** XNT = Low Cab Forward. D = Conventional Cab. S = School Bus. W = 4-Wheel Drive.

AR=Use as Required

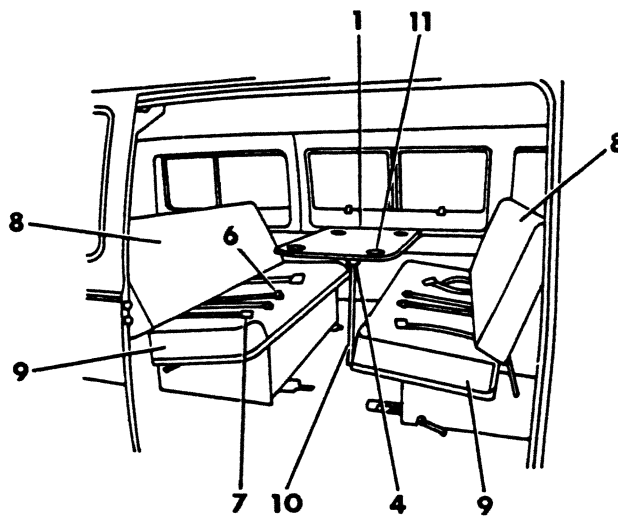
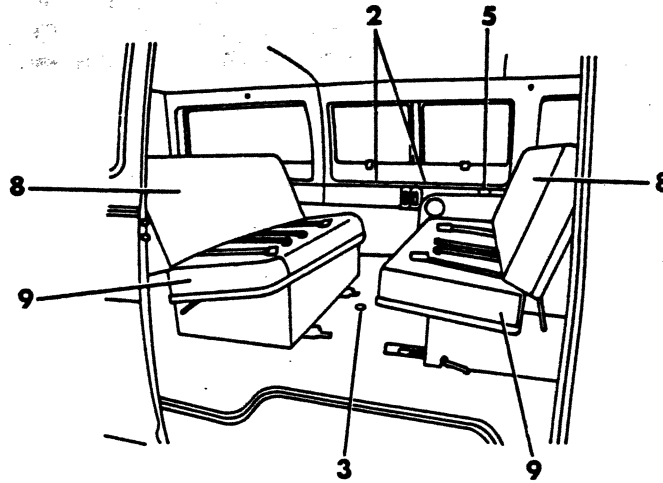
# =New Part Number

Printed in U.S.A.

June, 1982

8323 3750C

## RYD-A-BED SEATING SYSTEM (ILLUS.1 OF 5) B2,3





BODY

# 1978-81 LIGHT DUTY TRUCK PARTS CATALOG

ITEM	PART NUMBER	QTY	MODEL	DESCRIPTION
------	-------------	-----	-------	-------------

## RYD-A-BED SEATING SYSTEM (ILLUS.1 OF 5) B2,3

NOTE : FOR REPLACEMENT ONLY

1	4087 250	1		TABLE ASSEMBLY, Dinette
	4113 756	1		TOP, Table
	4113 761	1		BRACKET, Table To Side Pnl. Support Brkt.
	4113 757	1		BRACKET, Leg Pivot, Black
2	4118 447	2		BRACKET, Side Panel Table Support
3	4118 466	1		ANCHOR, Table Leg, Lower
4	4118 467	1		ANCHOR, Table Leg, Upper
5	4087 256	1		CLIP, Table Storage
6	4080 902	AR		BELT, Seat, Tip Half, Blue, 1978-9
	4161 172	AR		Blue - 1980-81
	4080 904	AR		Caramel, 1978
	4080 905	AR		Red, 1978-9
	4161 173	AR		Red - 1980-81
	4118 835	AR		Cashmere, 1979-80-81
	4118 468	AR		BELT, Seat, Buckle Half, Blue, 1978-9
7	4161 176	AR		Blue - 1980-81
	4118 469	AR		Caramel, 1978
	4118 470	AR		Red, 1978-9
	4161 179	AR		Red - 1980-81
	4118 471	AR		Cashmere, 1979-80-81
	8			COVER, Back Cushion, Hi-Line
	4113 747	2		Blue, Trombley Pattern - 1978
	4166 426	2		Blue, 1979-80
	4219 546	2		Blue, Tucson - 1981
	4113 749	2		Caramel, Trombley Pattern - 1978
	4166 427	2		Cashmere, 1979-80
	4219 548	2		Cashmere, Tucson - 1981
	4219 550	2		Red, Tucson - 1981
	4113 751	2		Premium, Red, Tuscany Pattern - 1978
	4166 431	2		Premium, Red, 1979-80
	4219 556	2		Premium, Red, Tahoe - 1981, Up To 3-16-81 And After 6-1-81
	4219 884	2		Premium, Red, Tahoe - 1981, From 3-16-81 To 6-1-81
	4113 752	2		Premium, Caramel, Tuscany Pattern - 1978
	4166 430	2		Premium, Cashmere, 1979-80
	4219 554	2		Premium, Cashmere, Tahoe - 1981, Up To 3-16-81 And After 6-1-81
	4219 886	2		Premium, Cashmere, Tahoe - 1981, From 3-16-81 To 6-1-81
	4219 552	2		Premium, Blue, Tahoe - 1981, Up To 3-16-81 And After 6-1-81
	4219 882	2		Premium, Blue, Tahoe - 1981, From 3-16-81 To 6-1-81
	4113 755	2		PAD, Foam Seat Back
	4113 710	4		BUMPER, Bed Support
	4113 711	4		PLATE, Back Pnl. Reinforcing
9				COVER, Seat Cushion, Hi-Line
	4113 748	2		Blue, Trombley Pattern - 1978
	4166 428	2		Blue, 1979-80
	4219 547	2		Blue, Tucson - 1981
	4113 750	2		Caramel, Trombley Pattern - 1978
	4166 429	2		Cashmere, 1979-80
	4219 549	2		Cashmere, Tucson - 1981

<b>LIGHT</b>	A = All Sport Utility (Ramcharger).	B = All Compact Models.	D = Conventional Cab.
<b>DUTY</b>	AD = 2 Wheel Drive Only (Ramcharger).	CB-MB = Compact Front Section Only.	W = Conventional Cab 4 Wheel Drive.
<b>CODES:</b>	AW = 4 Wheel Drive Only (Ramcharger).	P = Forward Control Chassis.	M = Motor Home.

**MEDIUM-HEAVY CODES:** XNT = Low Cab Forward. D = Conventional Cab. S = School Bus. W = 4-Wheel Drive.

AR=Use as Required

# = New Part Number

Printed in U.S.A.

June, 1982

# 1978-81 LIGHT DUTY TRUCK PARTS CATALOG

BODY

ITEM	PART NUMBER	QTY	MODEL	DESCRIPTION
------	-------------	-----	-------	-------------

**RYD-A-BED SEATING SYSTEM  
 (ILLUS.1 OF 5)  
 B2,3**

	4219 551	2		Red, Tucson - 1981
	4113 751	2		Premium, Red, Tuscany Pattern - 1978
	4166 433	2		Premium, Red, 1979-80
	4219 557	2		Premium, Red, Tahoe - 1981
	4113 752	2		Premium, Caramel, Tuscany Pattern - 1978
	4166 432	2		Premium, Cashmere, 1979-80
	4219 555	2		Premium, Cashmere, Tahoe - 1981
	4219 553	2		Premium, Blue, Tahoe - 1981
	4113 755	2		PAD, Foam Seat Cushion
10	4113 760	1		LEG ASSY., Dnette
	4113 762	1		CLIP, Table Leg Storage
11	4113 903	4		HOLDER, Table Cup - Brown
--	4113 753	1		PANEL ASSY., Seat Bottom, Rear (Not Shown)
--	4113 754	1		PANEL, Sub Assembly (Not Shown)
--	4113 763	2		BOLT, 5/16-24x3/4 Special Shoulder (Not Shown)
--	4113 764	2		BOLT, 5/16-24x3/4 Special Shoulder (Not Shown)
--	4113 765	2		BOLT, 3/8-24x1 Special Shoulder (Not Shown)
--	4113 766	2		BOLT, 3/8-24x1 Special Shoulder (Not Shown)
--	4113 768	2		BOLT, 3/8-24x1 Special Shoulder (Not Shown)
--	4113 774	2		BUMPER, 3/4 Dia. x 3/4 High (Not Shown)

<b>LIGHT</b>	A = All Sport Utility (Ramcharger).	B = All Compact Models.	D = Conventional Cab.
<b>DUTY</b>	AD = 2 Wheel Drive Only (Ramcharger).	CB-MB = Compact Front Section Only.	W = Conventional Cab 4 Wheel Drive.
<b>CODES:</b>	AW = 4 Wheel Drive Only (Ramcharger).	P = Forward Control Chassis.	M = Motor Home.

**MEDIUM-HEAVY CODES:** XNT = Low Cab Forward. D = Conventional Cab. S = School Bus. W = 4-Wheel Drive.

AR=Use as Required

# =New Part Number

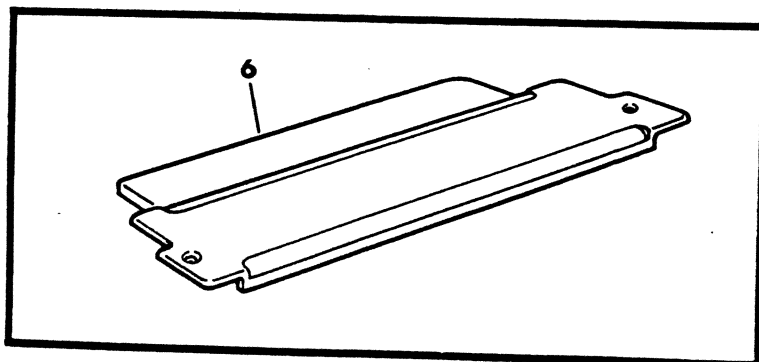
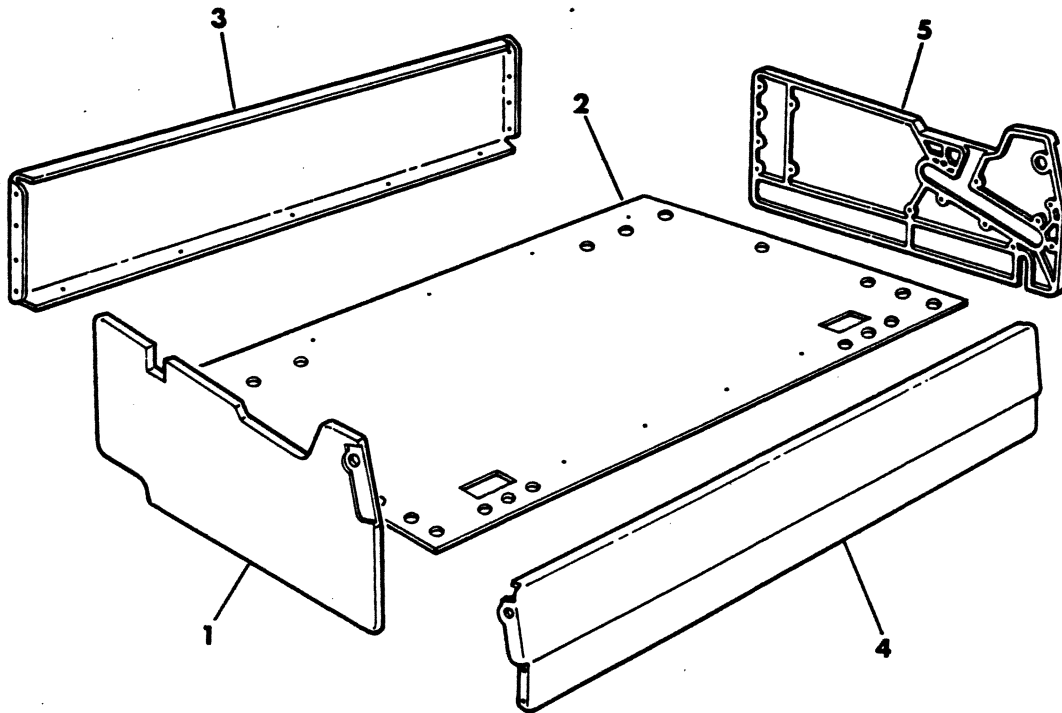
Printed in U.S.A.

June, 1982



RYD-BED SEATING SYSTEM  
(ILLUS. 2 OF 5)  
B2,3

8323 3755



ITEM	PART NUMBER	QTY	MODEL	DESCRIPTION
------	-------------	-----	-------	-------------

**RYD-BED SEATING SYSTEM  
(ILLUS. 2 OF 5)  
B2,3**

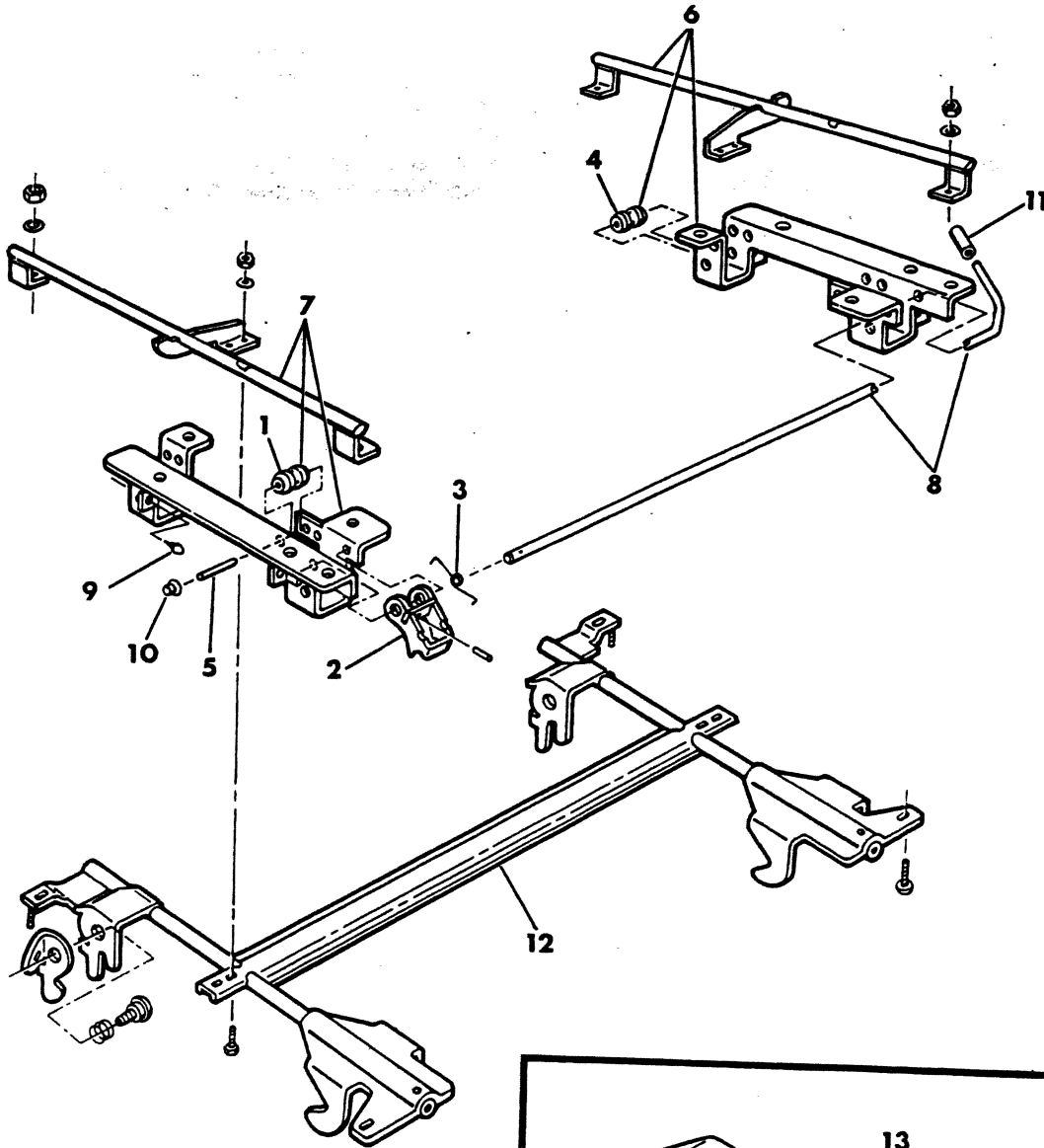
**NOTE : FOR REPLACEMENT ONLY**

1	4113 693	1		PANEL, Seat Base End, Left
2	4113 694	1		PANEL, Seat Base Bottom, Rear
3	4113 695	1		PANEL, Seat Base Front
4	4113 696	1		PANEL, Seat Base Back
5	4113 697	1		PANEL, Seat Base End, Right
6	4113 698	1		PANEL, Storage Comp't Cover

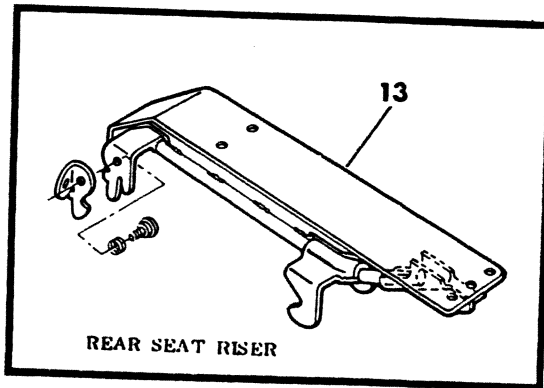
<b>LIGHT DUTY CODES:</b>	A = All Sport Utility (Ramcharger).	B = All Compact Models.	D = Conventional Cab.
	AD = 2 Wheel Drive Only (Ramcharger).	CB-MB = Compact Front Section Only.	W = Conventional Cab 4 Wheel Drive.
	AW = 4 Wheel Drive Only (Ramcharger).	P = Forward Control Chassis.	M = Motor Home.
<b>MEDIUM-HEAVY CODES:</b>	XNT = Low Cab Forward. D = Conventional Cab. S = School Bus. W = 4-Wheel Drive.		
AR=Use as Required	# = New Part Number	Printed in U.S.A.	June, 1982

RYD-A-BED SEATING SYSTEM  
(ILLUS. 3 OF 5)  
B2,3

8323 3760



FRONT SEAT RISER



REAR SEAT RISER

ITEM	PART NUMBER	QTY	MODEL	DESCRIPTION
------	-------------	-----	-------	-------------

**RYD-A-BED SEATING SYSTEM  
(ILLUS. 3 OF 5)  
B2,3**

**NOTE : FOR REPLACEMENT ONLY**

1	4113 717	2		ROLLER, Track Carriage, Upper
2	4113 718	2		HOOK ASSY., Dinette Track Latch
3	4113 719	2		SPRING, Latch Hook
4	4113 720	2		ROLLER, Track Carriage, Lower
5	4113 721	AR		PIN, Track Roller
6	4113 722	1		TRACK GUIDE AND CARRIAGE ASSY., Rt. 1978-79-80
	4219 558	1		1981
7	4113 723	1		TRACK GUIDE AND CARRIAGE ASSY., Left, 1978-79-80
	4219 559	1		1981
8	4113 724	1		ROD, Track Latch
9	4113 772	1		BUMPER, 1/2x1/2, Black Rubber
10	4113 770	1		PUSH NUT, 5/16", Bright
11	4113 775	1		GRIP, Latch Handle
12	4113 957	1		RISER ASSY., Frt. Seat, 1978-79-80
	4219 562	1		1981
13	4113 746	2		RISER ASSY., Rear Seat, 1978-79-80
	4219 560-1	1		1981

<b>LIGHT</b>	A = All Sport Utility (Ramcharger).	B = All Compact Models.	D = Conventional Cab.
<b>DUTY</b>	AD = 2 Wheel Drive Only (Ramcharger).	CB-MB = Compact Front Section Only.	W = Conventional Cab 4 Wheel Drive.
<b>CODES:</b>	AW = 4 Wheel Drive Only (Ramcharger).	P = Forward Control Chassis.	M = Motor Home.

**MEDIUM-HEAVY CODES:** XNT = Low Cab Forward. D = Conventional Cab. S = School Bus. W = 4-Wheel Drive.

AR=Use as Required

# =New Part Number

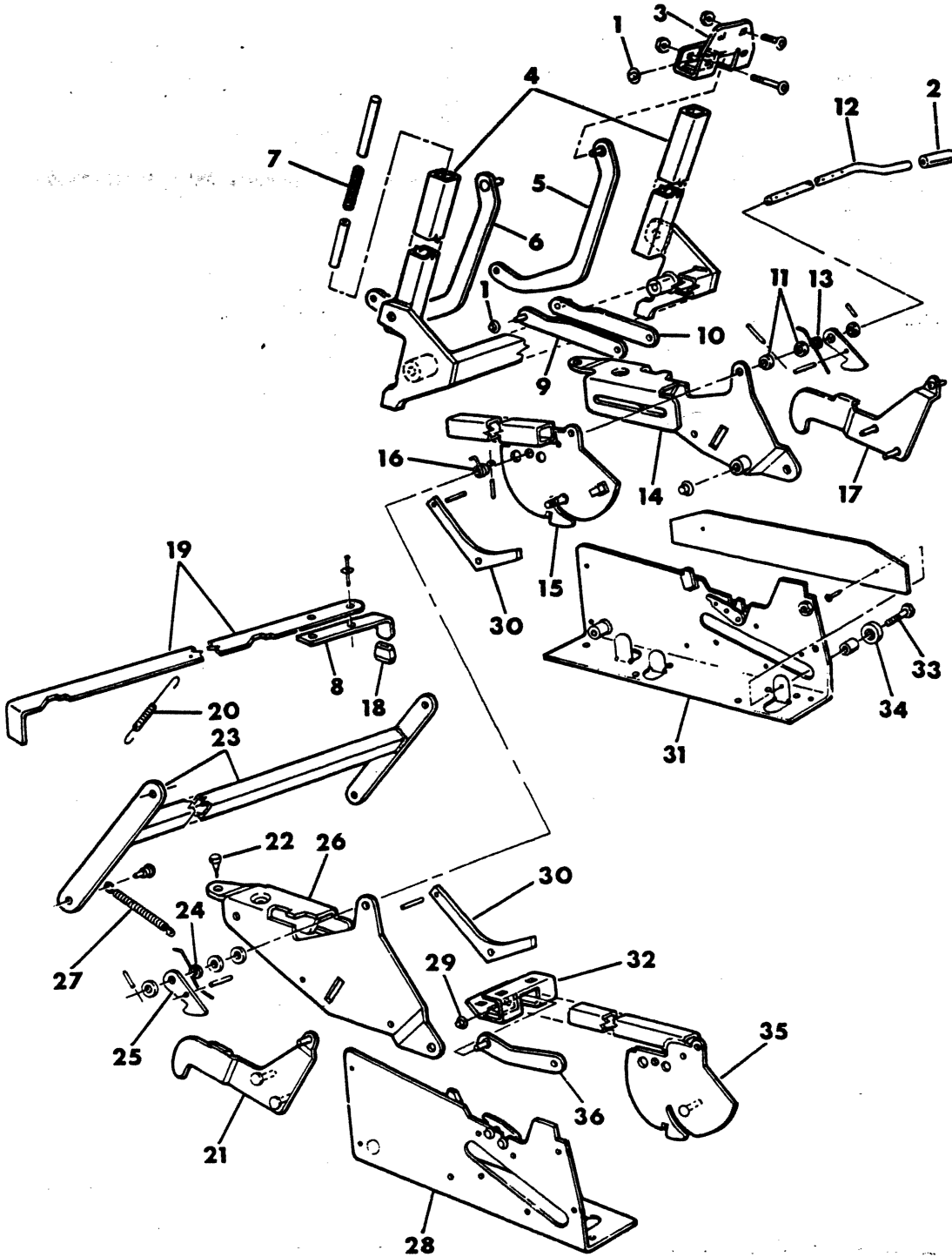
Printed in U.S.A.

June, 1982

RYD-A-BED SEATING SYSTEM (FRONT)  
(ILLUS. 4 OF 5)

8323 3765

B2,3





BODY

# 1978-81 LIGHT DUTY TRUCK PARTS CATALOG

ITEM	PART NUMBER	QTY	MODEL	DESCRIPTION
------	-------------	-----	-------	-------------

**RYD-A-BED SEATING SYSTEM (FRONT)**  
**(ILLUS. 4 OF 5)**  
**B2,3**

**NOTE : FOR REPLACEMENT ONLY**

1	4113 769	AR		PUSH NUT, 1/4", Bright
2	4113 775	1		GRIP, Latch Handle
3	4113 732-3	1		BRACKET ASSY., Back Support
4	4113 742	1		SUPPORT ASSY., Seat Back
5	4113 706	1		LINK ASSY., Back Panel Support, Right
6	4113 707	1		LINK ASSY., Back Panel Support, Left
7	4113 709	2		SPRING, Fold
8	4113 745	1		HANDLE, Tilt Latch
9	4113 703	1		LINK ASSY., Back Panel Actuating, Left
10	4113 702	1		LINK ASSY., Back Panel Actuating, Right
11	4113 729	AR		SPACER, Latch Tube
12	4113 728	1		ROD, Travel and Fold Catch
13	4113 730	1		SPRING, Travel Latch Hook, Right
14	4113 736	1		PLATE ASSY., Carrier, Right
15	4113 740	1		SUPPORT ASSY., Seat Panel, Right
16	4113 704	1		SPRING, Latch Handle Return
17	4113 712	1		BELLCRANK ASSY., Right
18	4113 744	1		GRIP, Tilt Latch Handle
19	4113 743	1		BAR, Tilt Latch
20	4113 716	1		SPRING, Tilt Latch Return
21	4113 713	1		BELLCRANK ASSY., Left
22	4113 773	1		BUMPER, 5/8x5/16, Black Rubber
23	4113 699	1		LINK ASSY., Seat Support and Synchronizer
24	4113 731	1		SPRING, Travel Latch Hook, Left
25	4113 701	2		HOOK, Travel Latch
26	4113 737	1		PLATE ASSY., Carrier, Left
27	4113 708	1		SPRING, Travel Counterbalance
28	4113 739	1		PLATE ASSY., Seat Mounting, Left
29	4113 769	AR		PUSH NUT, 1/4", Bright
30	4113 700	2		PAWL, Back Support Lock
31	4113 738	1		PLATE ASSY., Seat Mounting, Right
32	4113 732-3	1		BRACKET ASSY., Back Support
33	4113 705	1		BOLT, Bearing Mount
34	4113 771	1		ROLLER, Carriage Guide
35	4113 741	1		SUPPORT ASSY., Seat Panel, Left
36	4113 714-5	1		LINK ASSY., Seat Cushion Support

**LIGHT** A = All Sport Utility (Ramcharger). B = All Compact Models. D = Conventional Cab.  
**DUTY** AD = 2 Wheel Drive Only (Ramcharger). CB-MB = Compact Front Section Only. W = Conventional Cab 4 Wheel Drive.  
**CODES:** AW = 4 Wheel Drive Only (Ramcharger). P = Forward Control Chassis. M = Motor Home.

**MEDIUM-HEAVY CODES:** XNT = Low Cab Forward. D = Conventional Cab. S = School Bus. W = 4-Wheel Drive.

AR=Use as Required

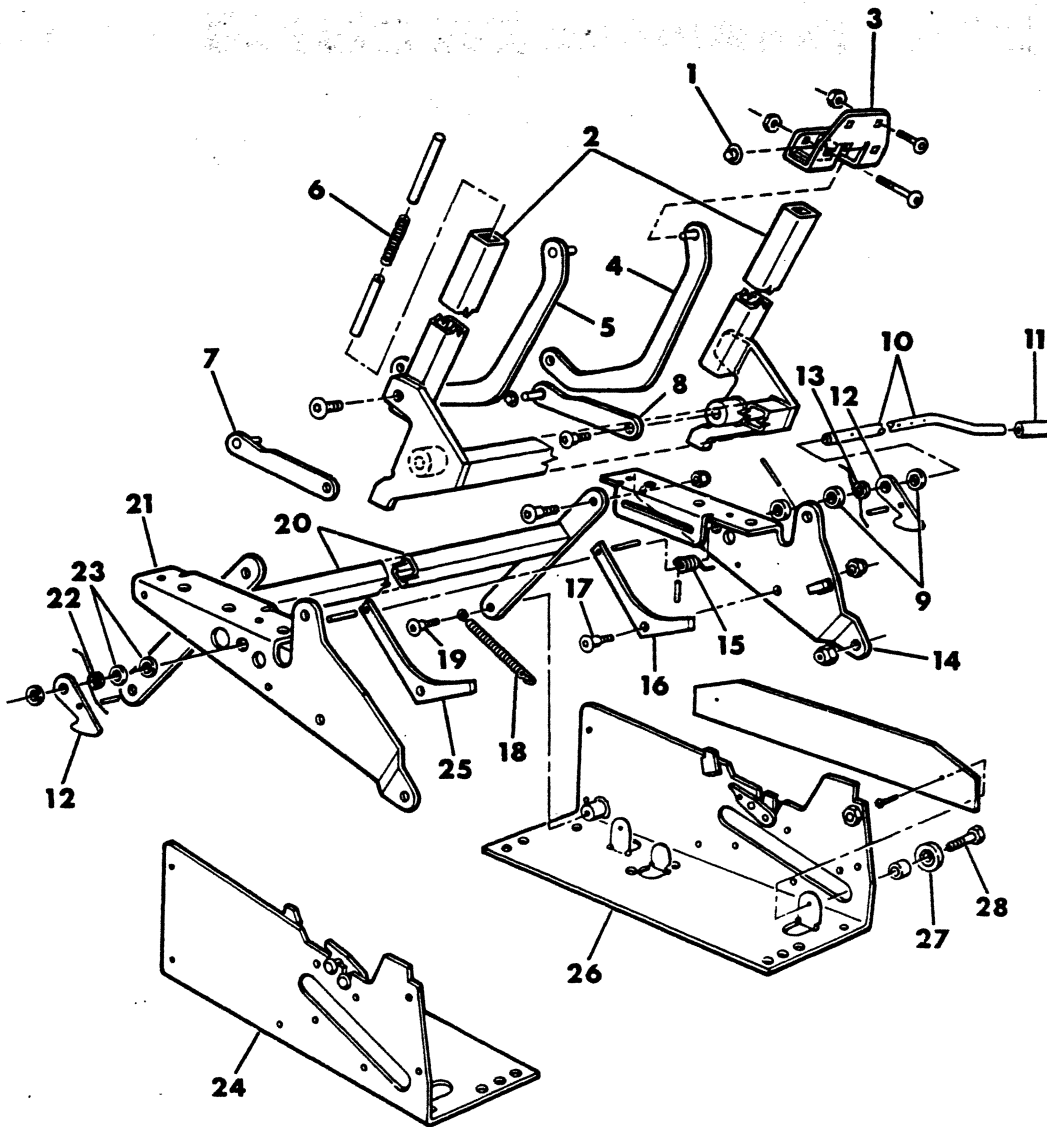
# =New Part Number

Printed in U.S.A.

June, 1982

8323 3770

RYD-A-BED SEATING SYSTEM (Rear)  
(ILLUS. 5 OF 5)  
B2,3



ITEM	PART NUMBER	QTY	MODEL	DESCRIPTION
------	-------------	-----	-------	-------------

**RYD-A-BED SEATING SYSTEM (Rear)**  
**(ILLUS. 5 OF 5)**  
**B2,3**

**NOTE : FOR REPLACEMENT ONLY**

1	4113 769	AR		PUSH NUT, 1/4", Bright
2	4113 725	1		SUPPORT ASSY, Seat Back
3	4113 732-3	2		BRACKET ASSY., Back Support
4	4113 706	1		LINK ASSY., Back Panel Support, Right
5	4113 707	1		LINK ASSY., Back Panel Support, Left
6	4113 709	2		SPRING, Fold
7	4113 703	1		LINK ASSY., Back Panel Actuating, Left
8	4113 702	1		LINK ASSY., Back Panel Actuating, Right
9	4113 729	AR		SPACER, Latch Tube
10	4113 728	1		ROD, Travel and Fold Catch
11	4113 775	1		GRIP, Latch Handle
12	4113 701	2		HOOK, Travel Latch
13	4113 730	1		SPRING, Travel Latch Hook, Right
14	4113 726	1		PLATE ASSY., Carrier, Right
15	4113 704	1		SPRING, Latch Handle Return
16	4113 700	1		PAWL, Back Support Lock
17	4113 767	2		BOLT, 5/16-24x1 Special Shoulder
18	4113 708	2		SPRING, Travel Counterbalance
19	4113 767	2		BOLT, 5/16-24x1 Special Shoulder
20	4113 699	1		LINK ASSY, Seat Support & Synchronizer
21	4113 727	1		PLATE ASSY., Carrier, Left
22	4113 731	1		SPRING, Travel Latch Hook, Left
23	4113 729	AR		SPACER, Latch Tube
24	4113 735	1		PLATE ASSY., Seat Mounting, Left
25	4113 700	1		PAWL, Back Support Lock
26	4113 734	1		PLATE ASSY., Seat Mounting, Right
27	4113 771	1		ROLLER, Carriage Guide
28	4113 705	1		BOLT, Bearing Mount

<b>LIGHT</b>	A = All Sport Utility (Ramcharger).	B = All Compact Models.	D = Conventional Cab.
<b>DUTY</b>	AD = 2 Wheel Drive Only (Ramcharger).	CB-MB = Compact Front Section Only.	W = Conventional Cab 4 Wheel Drive.
<b>CODES:</b>	AW = 4 Wheel Drive Only (Ramcharger).	P = Forward Control Chassis.	M = Motor Home.

**MEDIUM-HEAVY CODES:** XNT = Low Cab Forward. D = Conventional Cab. S = School Bus. W = 4-Wheel Drive.

AR=Use as Required

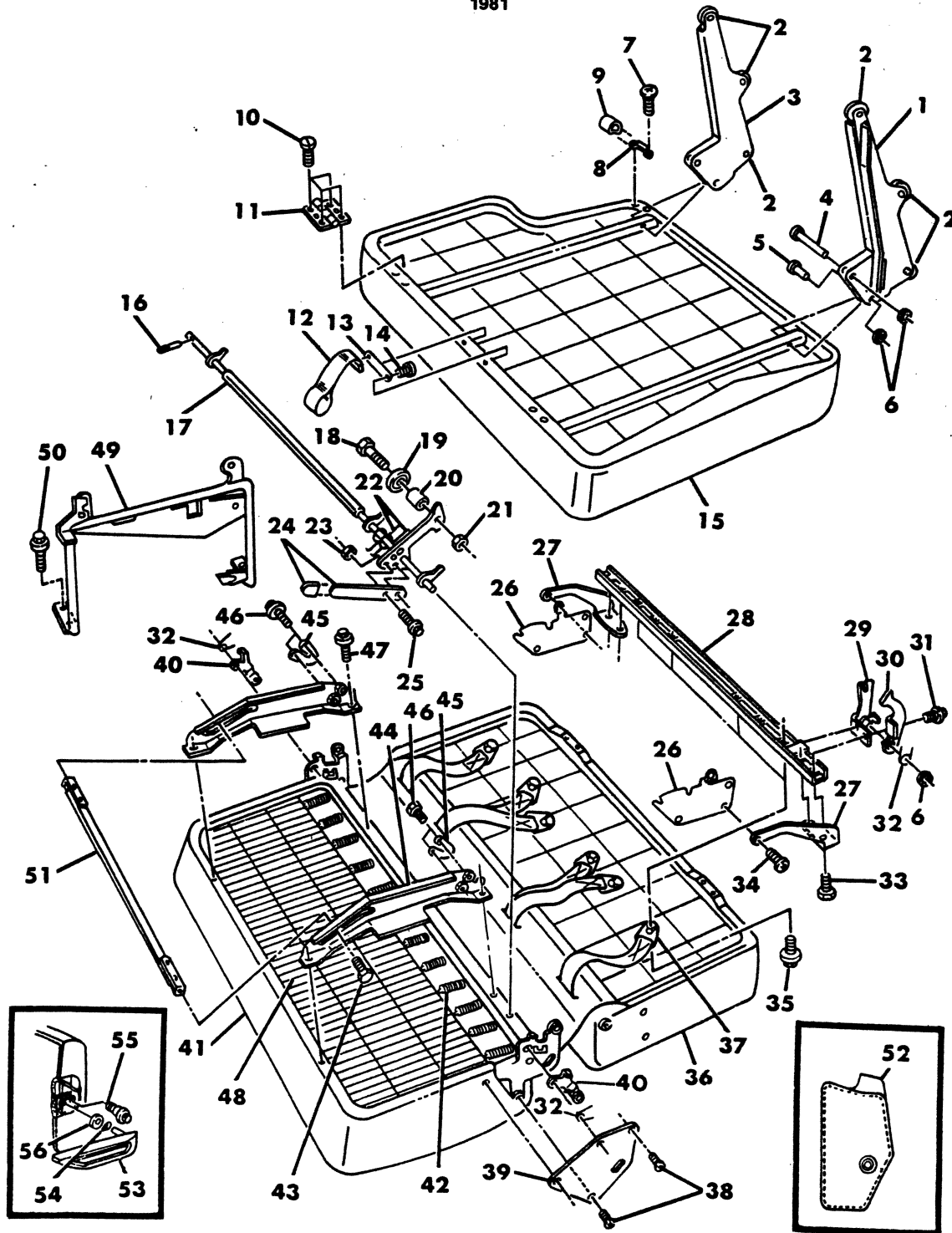
#=New Part Number

Printed in U.S.A.

June, 1982

8323 3780

## CONVERT-A-BED SEATING SYSTEM B - 1,2,3 1981



BODY

# 1978-81 LIGHT DUTY TRUCK PARTS CATALOG

ITEM	PART NUMBER	QTY	MODEL	DESCRIPTION
<b>CONVERT-A-BED SEATING SYSTEM</b>				
<b>B - 1,2,3</b>				
<b>1981</b>				
<b>SEAT ASSY (Vinyl)</b>				
<b>NOTE: ARM REST &amp; RISERS NOT INCLUDED</b>				
	4219 616	1		Blue
	4219 615	1		Cashmere
<b>SEAT ASSY. (Cloth)</b>				
	4219 618	1		Blue
	4219 620	1		Cashmere
	4219 621	1		Red
1	4263 790	1		LEG, Seat Back Ext. Supt., Rt.
2	4263 776	AR		ROLLER, Seat Back Ext. Leg
3	4263 791	1		LEG, Seat Back Ext. Supt., Lt.
4	4263 772	1		PIN, Seat Back Ext. Leg, Stop
5		3		PIN, Seat Back Ext. Leg Attach.
6	6000 113	AR		WASHER, Pin
7		2		SCREW, Bumper Retaining Strap
8	4263 767	1		STRAP, Bumper Retaining
9	4263 775	1		BUMPER, Seat Back Ext. Lt.
	4263 774	1		Rt. (Not Shown)
10		AR		SCREW, Hinge
11	4263 773	2		HINGE, Seat Back to Back Ext.
12				PULL STRAP, Seat Back Ext.
	4263 802	1		Blue
	4263 803	1		Cashmere
	4263 804	1		Red
13	4263 768	1		PLATE, Pull Strap Retaining
14		2		SCREW, Pull Strap Ret. Plate
15				SEAT BACK EXT.
	4263 766	1		FRAME
	4263 760	1		COVER, Vinyl, Blue
	4263 761	1		Cashmere
	4263 757	1		COVER, Cloth, Blue
	4263 759	1		Cashmere
	4263 758	1		Red
	4263 769	1		PAD
16		1		PIN (Serviced in Item #17)
17	4263 785	1		ROD ASSY., Latch
18	4113 705	1		BOLT, Seat Back Latch Att.
19	4113 771	1		ROLLER, Latch
20	4263 789	1		SPACER, Latch Rod
21		1		NUT, Seat Back Latch Att. Bolt
22	4263 782	2		SPRING, Latch Handle Return
23		1		NUT, Latch Handle Bolt
24	4263 786	1		HANDLE, Seat Latch
25		1		BOLT, Latch Handle
26	4263 778-9	1		PLATE, Seat Back Supt. Quadrant
27	4263 792-3	1		BRACKET, Riser Reinf. End
28	4219 661	1		REINFORCEMENT, Riser & Belt Att.
29		1		SUPPORT, Seat Latch (Serviced in Item #30)
30	4263 794	1		SUPPORT ASSY., Seat Latch

**LIGHT** A = All Sport Utility (Ramcharger). B = All Compact Models. D = Conventional Cab.  
**DUTY** AD = 2 Wheel Drive Only (Ramcharger). CB-MB = Compact Front Section Only. W = Conventional Cab 4 Wheel Drive.  
**CODES:** AW = 4 Wheel Drive Only (Ramcharger). P = Forward Control Chassis. M = Motor Home.

**MEDIUM-HEAVY CODES:** XNT = Low Cab Forward. D = Conventional Cab. S = School Bus. W = 4-Wheel Drive.

AR=Use as Required

#=New Part Number

Printed in U.S.A.

June, 1982

# 1978-81 LIGHT DUTY TRUCK PARTS CATALOG

BODY

ITEM	PART NUMBER	QTY	MODEL	DESCRIPTION
<b>CONVERT-A-BED SEATING SYSTEM</b>				
<b>B - 1,2,3</b>				
<b>1981</b>				
31		2		BOLT, Seat Latch Supt.
32	4263 787	AR		SPRING, Seat Latch
33		4		BOLT, End Bracket Mtg.
34	6032 232	2		BOLT
35	6031 462	4		BOLT, Seat Belt Mtg.
36				<b>SEAT BACK</b>
	4263 796	1		FRAME, Sub Assy.
	4263 782	1		FRAME
	4263 755	1		COVER, Vinyl, Blue
	4263 756	1		Cashmere
	4263 752	1		COVER, Cloth, Blue
	4263 754	1		Cashmere
	4263 753	1		Red
	4263 764	1		PAD
37				<b>SEAT BELTS</b>
	4161 176	3		Buckle Half, Blue
	4118 471	3		Cashmere
	4161 179	3		Red
	4161 172	3		Tip Half, Blue
	4119 835	3		Cashmere
	4161 173	3		Red
38	6032 231	AR		BOLT, Latch Cover Plate
39	4263 788	2		PLATE, Latch Cover
40	4263 780-1	1		LATCH, Seat Back
41				<b>SEAT CUSHION</b>
	4263 750	1		COVER, Vinyl, Blue
	4263 751	1		Cashmere
	4263 747	1		COVER, Cloth, Blue
	4263 749	1		Cashmere
	4263 748	1		Red
42	4263 798	AR		SPRING, Flexgrid Att.
43	6032 233	2		BOLT, Frt. C/Member Att.
44	4263 783	2		Plate, Seat Carrier
45	4263 784	2		RETAINER, Latch Rod
46		4		BOLT, Latch Rod Retainer
47		4		BOLT, Seat Carrier Plate
48	4263 797	1		GRID, Seat Cushion
	4263 799	AR		CLIP, Seat Cushion Grid
49	4211 004	2		RISER, Seat Cushion
50	9424 758	4		BOLT, Seat Riser
51	4263 777	1		CROSSMEMBER, Seat Cushion Front
52	4263 763	1		COVER, Quadrant Plate
53				<b>ARM REST</b>
	4168 828	1		Blue
	4168 832	1		Cashmere
	4168 834	1		Red
54	4211 689	1		SPRING
55	6031 853	1		BOLT
56	4211 675	1		SPACER

**LIGHT** A = All Sport Utility (Ramcharger). B = All Compact Models. D = Conventional Cab.  
**DUTY** AD = 2 Wheel Drive Only (Ramcharger). CB-MB = Compact Front Section Only. W = Conventional Cab 4 Wheel Drive.  
**CODES:** AW = 4 Wheel Drive Only (Ramcharger). P = Forward Control Chassis. M = Motor Home.

**MEDIUM-HEAVY CODES:** XNT = Low Cab Forward. D = Conventional Cab. S = School Bus. W = 4-Wheel Drive.

AR=Use as Required

# =New Part Number

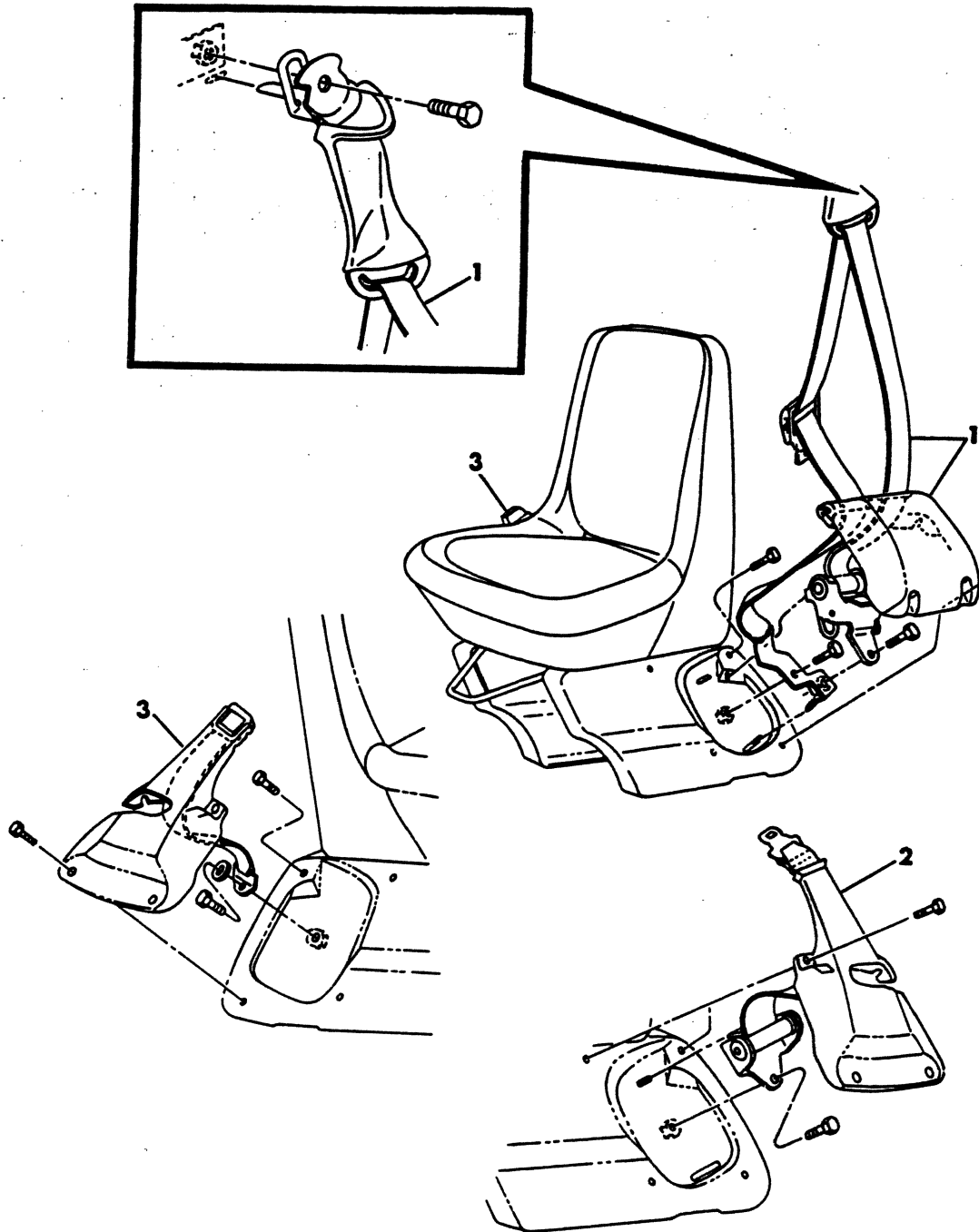
Printed in U.S.A.

June, 1982



BELTS, SEAT - BUCKET SEAT  
B,CB,MB

8323 3800





ITEM	PART NUMBER	QTY	MODEL	DESCRIPTION
------	-------------	-----	-------	-------------

**BELTS, SEAT - BUCKET SEAT  
B,CB,MB**

1				BELT ASSY, Shoulder Tip Half, Drivers
	4081 961	1		Black - 1978
	4113 795	1		Black, 1979-80
	4214 707	1		Black - 1981
	4166 877	1		Blue - 1980
	4214 709	1		Blue - 1981
	4166 881	1		Green - 1980
	4166 885	1		Cashmere - 1980
	4214 711	1		Cashmere - 1981
	4166 889	1		Red - 1980
	4214 713	1		Red - 1981
				Pass. Side w/Hinged Cargo Doors
	4081 960	1		Black - 1978
	4113 794	1		Black, 1979-80
	4214 706	1		Black - 1981
	4166 876	1		Blue - 1980
	4214 708	1		Blue - 1981
	4166 880	1		Green - 1980
	4166 884	1		Cashmere - 1980
	4214 710	1		Cashmere - 1981
	4166 888	1		Red - 1980
	4214 712	1		Red - 1981
				Pass. Side w/Sliding Cargo Door
	4087 378	1		Black - 1978
	4113 798	1		Black, 1979-80
	4214 718	1		Black - 1981
	4166 878	1		Blue - 1980
	4214 718	1		Blue - 1981
	4166 882	1		Green - 1980
	4166 886	1		Cashmere - 1980
	4214 720	1		Cashmere - 1981
	4166 890	1		Red - 1980
	4214 722	1		Red - 1981
2	4084 292	1		BELT ASSY., Retractor Tip Half, Pass., Black, Up To 5-1-78
	4118 540	1		After 5-1-78
	4084 293	1		Drivers, Black - Up To 5-1-78
	4118 541	1		After 5-1-78
	4084 294	1		Pass., Blue - Up To 5-1-78
	4118 542	1		After 5-1-78
	4084 295	1		Drivers, Blue - Up To 5-1-78
	4118 543	1		After 5-1-78
	4084 296	1		Pass., Green - Up To 5-1-78
	4118 544	1		After 5-1-78
	4118 550	1		Pass., Green - 1979
	4084 297	1		Drivers, Green - Up To 5-1-78
	4118 545	1		After 5-1-78
	4118 551	1		Drivers, Green - 1979
	4084 298	1		Pass., Caramel - Up To 5-1-78
	4118 546	1		After 5-1-78

**LIGHT** A = All Sport Utility (Ramcharger). B = All Compact Models. D = Conventional Cab.  
**DUTY** AD = 2 Wheel Drive Only (Ramcharger). CB-MB = Compact Front Section Only. W = Conventional Cab 4 Wheel Drive.  
**CODES:** AW = 4 Wheel Drive Only (Ramcharger). P = Forward Control Chassis. M = Motor Home.

**MEDIUM-HEAVY CODES:** XNT = Low Cab Forward. D = Conventional Cab. S = School Bus. W = 4-Wheel Drive.

AR=Use as Required

# =New Part Number

Printed in U.S.A.

June, 1982

# 1978-81 LIGHT DUTY TRUCK PARTS CATALOG

BODY

ITEM	PART NUMBER	QTY	MODEL	DESCRIPTION
<b>BELTS, SEAT - BUCKET SEAT B,CB,MB</b>				
	4118 552	1		Pass., Cashmere, 1979-80
	4084 299	1		Drivers, Caramel - Up To 5-1-78
	4118 547	1		After 5-1-78
	4118 553	1		Drivers, Cashmere, 1979-80
	4084 302	1		Pass., (Red) - Up To 5-1-78
	4118 548	1		After 5-1-78
	4084 303	1		Drivers, Red - Up To 5-1-78
	4118 549	1		After 5-1-78
3	4084 306	1		BELT ASSY., Lap Buckle Half, Pass., Black
	4084 307	1		Drivers, Black
	4084 308	1		Pass., Blue, 1978-9
	4161 158	1		Pass., Blue, 1980-81
	4084 309	1		Drivers, Blue, 1978-9
	4161 159	1		Drivers, Blue, 1980-81
	4084 310	1		Pass., Green - 1978
	4119 172	1		Pass., Green, 1979-80
	4084 311	1		Drivers, Green - 1978
	4119 173	1		Drivers, Green, 1979-80
	4084 312	1		Pass., Caramel - 1978
	4119 174	1		Pass., Cashmere, 1979-80-81
	4084 313	1		Drivers, Caramel - 1978
	4119 175	1		Drivers, Cashmere, 1979-80-81
	4084 314	1		Pass., Red, 1978-9
	4161 160	1		Pass., Red, 1980-81
	4084 315	1		Drivers, Red, 1978-9
	4161 161	1		Drivers, Red, 1980-81
--	3493 928	AR		BRACKET, Buckle Stowage (Not Shown)

<b>LIGHT</b>	A = All Sport Utility (Ramcharger).	B = All Compact Models.	D = Conventional Cab.
<b>DUTY</b>	AD = 2 Wheel Drive Only (Ramcharger).	CB-MB = Compact Front Section Only.	W = Conventional Cab 4 Wheel Drive.
<b>CODES:</b>	AW = 4 Wheel Drive Only (Ramcharger).	P = Forward Control Chassis.	M = Motor Home.

---

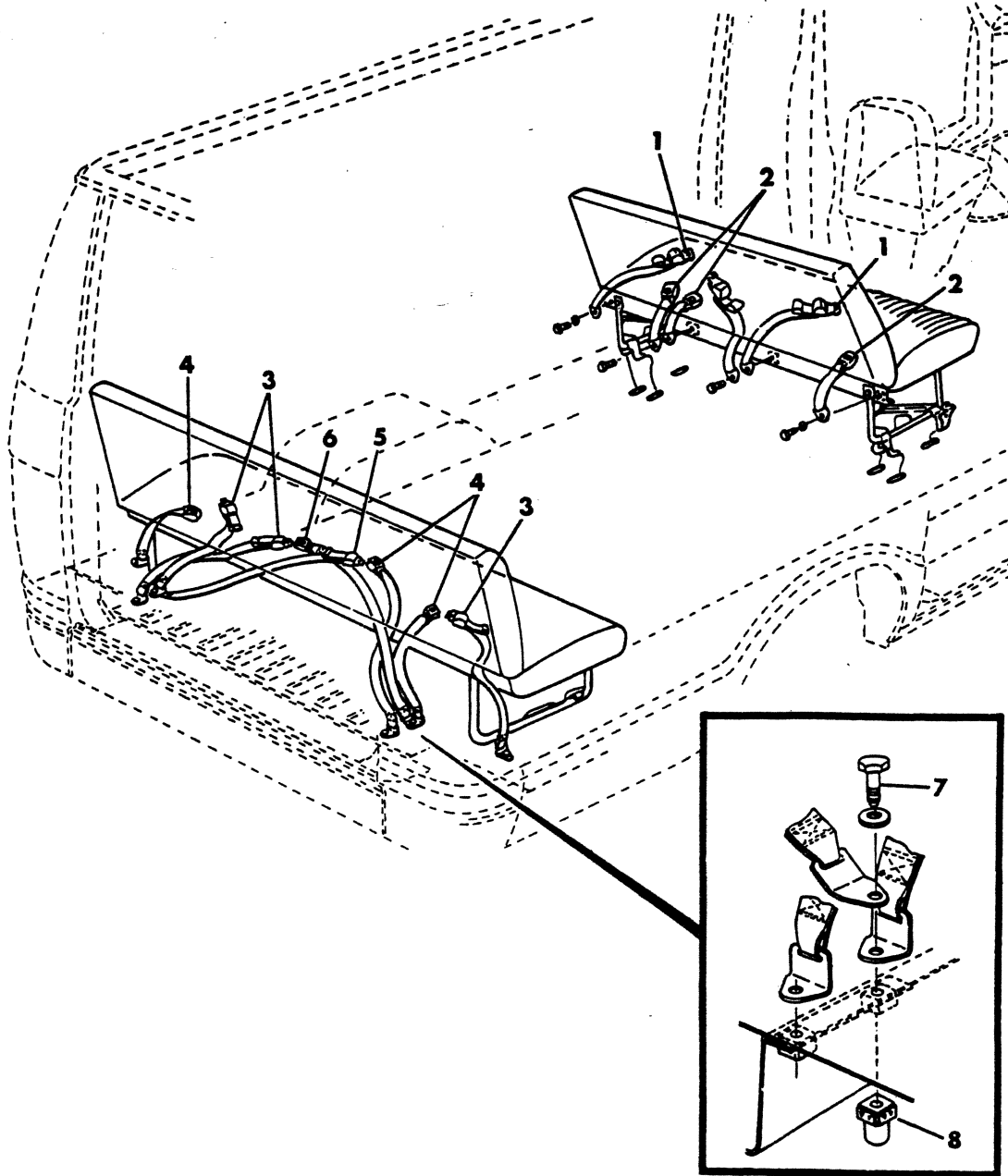
**MEDIUM-HEAVY CODES:** XNT = Low Cab Forward. D = Conventional Cab. S = School Bus. W = 4-Wheel Drive.

AR=Use as Required      # =New Part Number      Printed in U.S.A.      June, 1982



8323 3900A

BELTS, SEAT  
INTERMEDIATE & REAR  
B1,2,3



ITEM	PART NUMBER	QTY	MODEL	DESCRIPTION
<b>BELTS, SEAT INTERMEDIATE &amp; REAR B1,2,3</b>				
1	4080 902	3		BELT ASSY., 3 Pass., Tip Half, Blue, 1978-9
	4161 172	3		Blue, 1980-81
	4166 447	3		Black, 1980-81
	4080 903	3		Green - 1978
	4119 834	3		Green, 1979-80
	4080 904	3		Caramel - 1978
	4119 835	3		Cashmere, 1979-80-81
	4080 905	3		Red, 1978-9
	4161 173	3		Red, 1980-81
	2	4080 908	3	
4161 174		3		Blue, 1980-81
4166 446		3		Black, 1980-81
4080 909		3		Green - 1978
4119 836		3		Green, 1979-80
4080 910		3		Caramel - 1978
4119 837		3		Cashmere, 1979-80-81
4080 911		3		Red, 1978-9
4161 177		3		Red, 1980-81
3		4080 914	3	
	4161 180	3		Blue, 1980-81
	4166 944	3		Black, 1980-81
	4080 915	3		Green - 1978
	4119 562	3		Green, 1979-80
	4080 916	3		Caramel - 1978
	4119 563	3		Cashmere, 1979-80-81
	4080 917	3		Red, 1978-9
	4161 181	3		Red, 1980-81
	4	4080 920	3	
4161 182		3		Blue, 1980-81
4166 612		3		Black, 1980-81
4080 921		3		Green - 1978
4119 564		3		Green, 1979-80
4080 922		3		Caramel - 1978
4119 565		3		Cashmere, 1979-80-81
4080 923		3		Red, 1978-9
4161 183		3		Red, 1980-81
5		4083 366	1	
	4161 184	1		Blue, 1980-81
	4083 365	1		Black, 1980-81
	4083 367	1		Green - 1978
	4119 566	1		Green, 1979-80
	4083 368	1		Caramel - 1978
	4119 567	1		Cashmere, 1979-80-81
	4083 369	1		Red, 1978-9
	4161 185	1		Red, 1980-81
	6	4083 372	1	
4161 186		1		Blue, 1980-81
4166 943		1		Black, 1980-81
4083 373		1		Green - 1978

**LIGHT** A = All Sport Utility (Ramcharger). B = All Compact Models. D = Conventional Cab.  
**DUTY** AD = 2 Wheel Drive Only (Ramcharger). CB-MB = Compact Front Section Only. W = Conventional Cab 4 Wheel Drive.  
**CODES:** AW = 4 Wheel Drive Only (Ramcharger). P = Forward Control Chassis. M = Motor Home.

**MEDIUM-HEAVY CODES:** XNT = Low Cab Forward. D = Conventional Cab. S = School Bus. W = 4-Wheel Drive.

AR = Use as Required

# = New Part Number

Printed in U.S.A.

June, 1982

# 1978-81 LIGHT DUTY TRUCK PARTS CATALOG

BODY

ITEM	PART NUMBER	QTY	MODEL	DESCRIPTION
<b>BELTS, SEAT INTERMEDIATE &amp; REAR B1,2,3</b>				
	4119 568	1		Green, 1979-80
	4083 374	1		Caramel - 1978
	4119 569	1		Cashmere, 1979-80-81
	4083 375	1		Red, 1978-9
	4161 187	1		Red, 1980-81
7	6030 455	AR		BOLT, 4 Pass. Seat Belt Mtg.
8	4087 642	AR		CAP ASSY., Rr. Seat Safety Belt & Mtg. Brkt. w/Nut
--	4118 681	AR		BRACKET ASSY., Rr. Seat Safety Belt Mtg.

**LIGHT** A = All Sport Utility (Ramcharger). B = All Compact Models. D = Conventional Cab.  
**DUTY** AD = 2 Wheel Drive Only (Ramcharger). CB-MB = Compact Front Section Only. W = Conventional Cab 4 Wheel Drive.  
**CODES:** AW = 4 Wheel Drive Only (Ramcharger). P = Forward Control Chassis. M = Motor Home.

**MEDIUM-HEAVY CODES:** XNT = Low Cab Forward. D = Conventional Cab. S = School Bus. W = 4-Wheel Drive.

AR=Use as Required

# =New Part Number

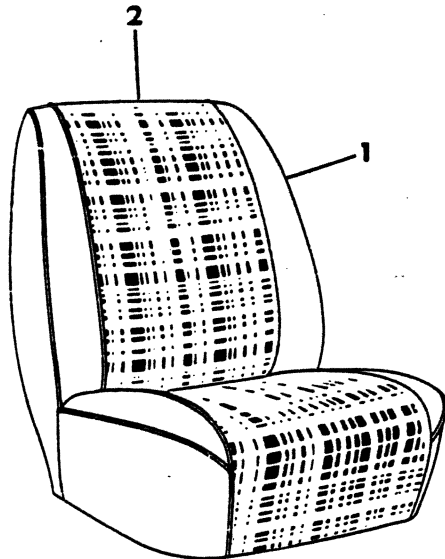
Printed in U.S.A.

June, 1982

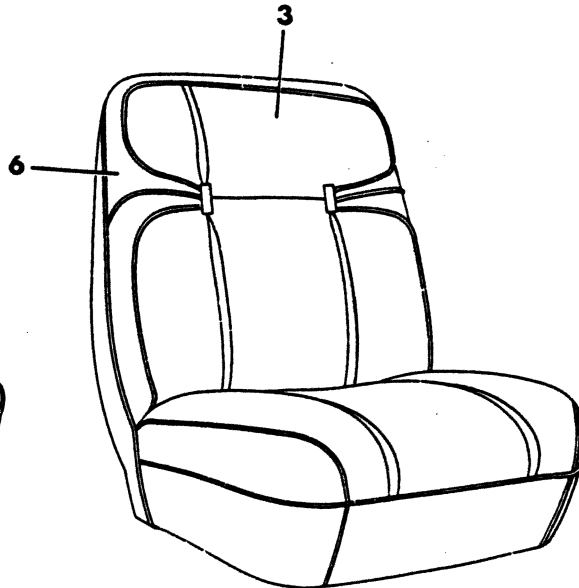


TRIMMING MATERIAL, B - MB  
1978-79-80

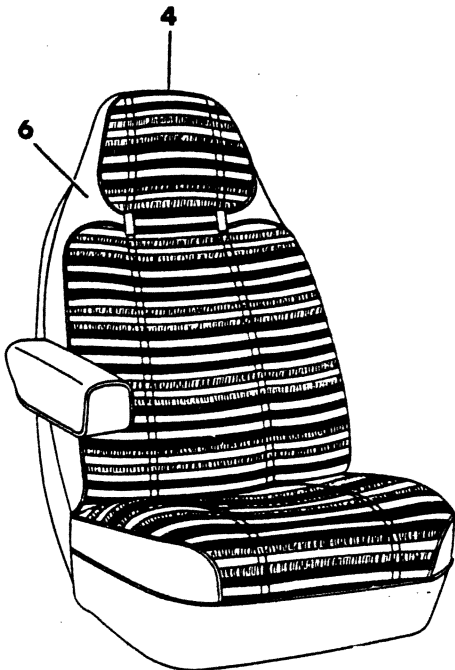
8323 3950



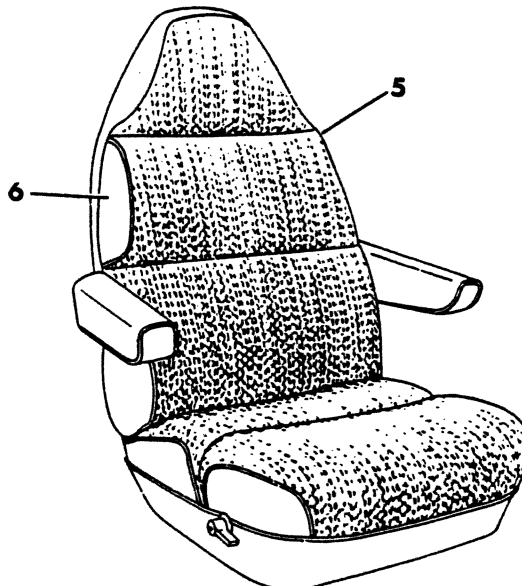
LOW-BACK BUCKET SEAT  
TACOMA VINYL TRIM



LOW-BACK BUCKET SEAT  
VANGUARD GRAIN VINYL TRIM



COMMAND CHAIR  
TROMBLEY STRIPE CLOTH TRIM



RECLINER COMMAND CHAIR  
TUSCANY VELOUR TRIM



ITEM	PART NUMBER	QTY	MODEL	DESCRIPTION
------	-------------	-----	-------	-------------

**TRIMMING MATERIAL, B - MB  
1978-79-80**

NOTE: The Following Material Furnished By The Inch, 54 Inches Wide.

1				IMITATION LEATHER, Tacoma
	4083 909	AR		Black - 1979
	4113 252	AR		Black - 1980
	4087 433	AR		Blue, 1978-9
	4161 909	AR		Blue - 1980
	4087 434	AR		Green - 1978
	4118 144	AR		Green - 1979
	4161 930	AR		Green - 1980
	4087 435	AR		Caramel - 1978
	4118 145	AR		Cashmere - 1979
	4161 931	AR		Cashmere - 1980
	4083 089	AR		Textured, Black - 1978
	4113 252	AR		Textured, Black - 1979
	4083 080	AR		Textured, Blue
	4083 091	AR		Textured, Green
	4083 092	AR		Textured, Caramel
2				FABRIC, Seat Cloth (Tuscon Pattern)
	4166 425	AR		Black - 1980
	4087 436	AR		Blue, 1978-9
	4161 788	AR		Blue - 1980
	4087 437	AR		Green - 1978
	4119 936	AR		Green - 1979
	4161 789	AR		Green - 1980
	4087 438	AR		Caramel - 1978
	4119 937	AR		Cashmere - 1979
	4161 790	AR		Cashmere - 1980
3				IMITATION LEATHER, Vanguard Texture
	4083 078	AR		Blue
	4083 079	AR		Green - 1978
	4083 080	AR		Caramel - 1978
	4083 081	AR		Red - 1978
4				FABRIC, Trombley Pattern
	4083 082	AR		Blue
	4083 083	AR		Green - 1978
	4119 936	AR		Green - 1979
	4083 085	AR		Caramel - 1978
	4119 937	AR		Cashmere - 1979
	4083 084	AR		Red
5				FABRIC, Tuscany Pattern
	4083 086	AR		Blue - 1978-79
	4161 793	AR		1980-81, Up To 2-16-81
	4219 960	AR		1980-81, After 2-16-81
	4083 087	AR		Caramel - 1978
	4119 939	AR		Cashmere - 1979
	4083 088	AR		Red

NOTE: On the following parts, Broken Twill, Polyester and Knit Back refers to the type of BACKING on the material.

6				IMITATION LEATHER, Oxford Grain
	4083 651	AR		Broken Twill, Black

<b>LIGHT DUTY CODES:</b>	A = All Sport Utility (Ramcharger).	B = All Compact Models.	D = Conventional Cab.
	AD = 2 Wheel Drive Only (Ramcharger).	CB-MB = Compact Front Section Only.	W = Conventional Cab 4 Wheel Drive.
	AW = 4 Wheel Drive Only (Ramcharger).	P = Forward Control Chassis.	M = Motor Home.

<b>MEDIUM-HEAVY CODES:</b>	XNT = Low Cab Forward.	D = Conventional Cab.	S = School Bus.	W = 4-Wheel Drive.
AR=Use as Required	# = New Part Number	Printed in U.S.A.		June, 1982

# 1978-81 LIGHT DUTY TRUCK PARTS CATALOG

BODY

ITEM	PART NUMBER	QTY	MODEL	DESCRIPTION
<b>TRIMMING MATERIAL, B - MB</b>				
<b>1978-79-80</b>				
	4083 652	AR		Broken Twill, Blue
	4083 653	AR		Broken Twill, Green - 1978
	4119 944	AR		Broken Twill, Green - 1979
	4083 654	AR		Broken Twill, Caramel - 1978
	4119 945	AR		Broken Twill, Cashmere - 1979
	4083 655	AR		Broken Twill, Red - 1978
	4118 284	AR		Broken Twill, Red - 1979
	4211 075	AR		Broken Twill, Red - 1980
	4083 657	AR		Polyester, Black
	4083 658	AR		Knit Back, Blue, 1978-9
	4161 783	AR		Knit Back, Blue, 1980
	4083 659	AR		Knit Back, Green - 1978
	4119 934	AR		Knit Back, Green - 1979
	4083 660	AR		Knit Back, Caramel - 1978
	4119 935	AR		Knit Back, Cashmere, 1979-0
	4083 661	AR		Knit Back, Red, 1978-9
	4161 786	AR		Knit Back, Red - 1980
	4119 918	AR		LEATHER, Imitation - Winslow Texture - Blue (Not Shown)- 1979
	4119 919	AR		Green - 1979
	4119 920	AR		Cashmere - 1979
	4119 921	AR		Red - 1979

<b>LIGHT</b>	A = All Sport Utility (Ramcharger).	B = All Compact Models.	D = Conventional Cab.
<b>DUTY</b>	AD = 2 Wheel Drive Only (Ramcharger).	CB-MB = Compact Front Section Only.	W = Conventional Cab 4 Wheel Drive.
<b>CODES:</b>	AW = 4 Wheel Drive Only (Ramcharger).	P = Forward Control Chassis.	M = Motor Home.
<b>MEDIUM-HEAVY CODES:</b> XNT = Low Cab Forward. D = Conventional Cab. S = School Bus. W = 4-Wheel Drive.			

AR=Use as Required

# = New Part Number

Printed in U.S.A.

June, 1982



**TRIMMING MATERIAL  
B-CB-MB  
1981**

**ILLUSTRATION NOT AVAILABLE AT TIME OF PUBLICATION**

ITEM	PART NUMBER	QTY	MODEL	DESCRIPTION
------	-------------	-----	-------	-------------

**TRIMMING MATERIAL**  
**B-CB-MB**  
**1981**

	4166 425	AR		FABRIC - Seat Cloth - Tuscon Pattern (Black)
	4161 788	AR		Blue
	4161 790	AR		Cashmere
	4161 791	AR		Red
	4161 793	AR		FABRIC - Seat Cloth - Tahoe Pattern (Black)
	4161 794	AR		Cashmere
	4161 795	AR		Red
	4219 825	AR		FABRIC - Lambs Wool (Cashmere)
	R609 VX9	AR		IMITATION LEATHER, Saddle Grain - Knit Back 54" Width (Black)
	R616 VB2	AR		Blue
	R616 VT3	AR		Cashmere
	R616 VM6	AR		Red
	R622 VX9	AR		IMITATION LEATHER, Saddle Grain w/o Knit Back (Black)
	4215 029	AR		Blue
	R603 VT3	AR		Cashmere
	4214 524	AR		IMITATION LEATHER - Saddle Grain, Broken Twill, 54" Width (Black)
	4214 525	AR		Blue
	4214 526	AR		Cashmere
	4214 527	AR		Red
	4219 623	AR		IMITATION LEATHER - Buckskin - Cashmere
	4168 662	AR		IMITATION LEATHER - Tacoma Grain, 54" Width (Black)
	4168 646	AR		Blue
	4168 366	AR		Cashmere
	4113 252	AR		IMITATION LEATHER - Tacoma Texture, 57" Width (Black)
	4161 909	AR		Blue
	4118 145	AR		Cashmere
	4113 253	AR		Red

<b>LIGHT</b>	A = All Sport Utility (Ramcharger).	B = All Compact Models.	D = Conventional Cab.
<b>DUTY</b>	AD = 2 Wheel Drive Only (Ramcharger).	CB-MB = Compact Front Section Only.	W = Conventional Cab 4 Wheel Drive.
<b>CODES:</b>	AW = 4 Wheel Drive Only (Ramcharger).	P = Forward Control Chassis.	M = Motor Home.

**MEDIUM-HEAVY CODES:** XNT = Low Cab Forward. D = Conventional Cab. S = School Bus. W = 4-Wheel Drive.

AR=Use as Required


# = New Part Number

Printed in U.S.A.

June, 1982

8323 4000A

## BODY ASSEMBLY, KARY VAN



A	-	BODY 10'
C	-	BODY 12'
X	-	BODY 15'

BODY

# 1978-81 LIGHT DUTY TRUCK PARTS CATALOG

ITEM	PART NUMBER	QTY	MODEL	DESCRIPTION
<b>BODY ASSEMBLY, KARY VAN</b>				
1-2	4176 202-3	1		STONE SHIELD, "A" Body, 1978-79-80
	4267 455	2		1981
	4176 204-5	1		"C" and "X" Body, 1978-79-80
	4267 456	2		"C" and "X" Body - 1981
3	4176 201	2		RUB RAIL, Front, "A" Body
	4176 206	2		"C" Body
	4176 207	2		"X" Body
4	4176 208	2		MUD FLAP - "A" & "C" Body
	4267 457	2		"X" Body
5	4176 209	2		RUB RAIL, Rear, "A" Body
	4176 210	2		"C" Body
	4176 211	2		"X" Body
6	4038 812	2		PANEL, Rear Cab

<b>LIGHT</b>	A = All Sport Utility (Ramcharger).	B = All Compact Models.	D = Conventional Cab.
<b>DUTY</b>	AD = 2 Wheel Drive Only (Ramcharger).	CB-MB = Compact Front Section Only.	W = Conventional Cab 4 Wheel Drive.
<b>CODES:</b>	AW = 4 Wheel Drive Only (Ramcharger).	P = Forward Control Chassis.	M = Motor Home.

**MEDIUM-HEAVY CODES:** XNT = Low Cab Forward. D = Conventional Cab. S = School Bus. W = 4-Wheel Drive.

AR=Use as Required

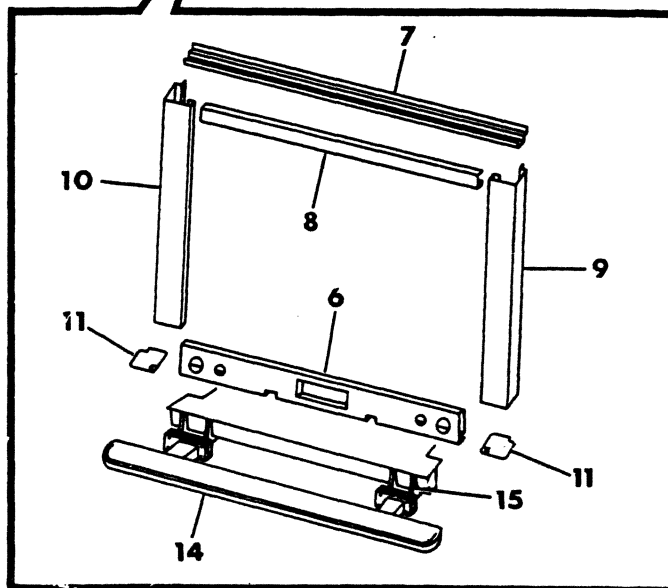
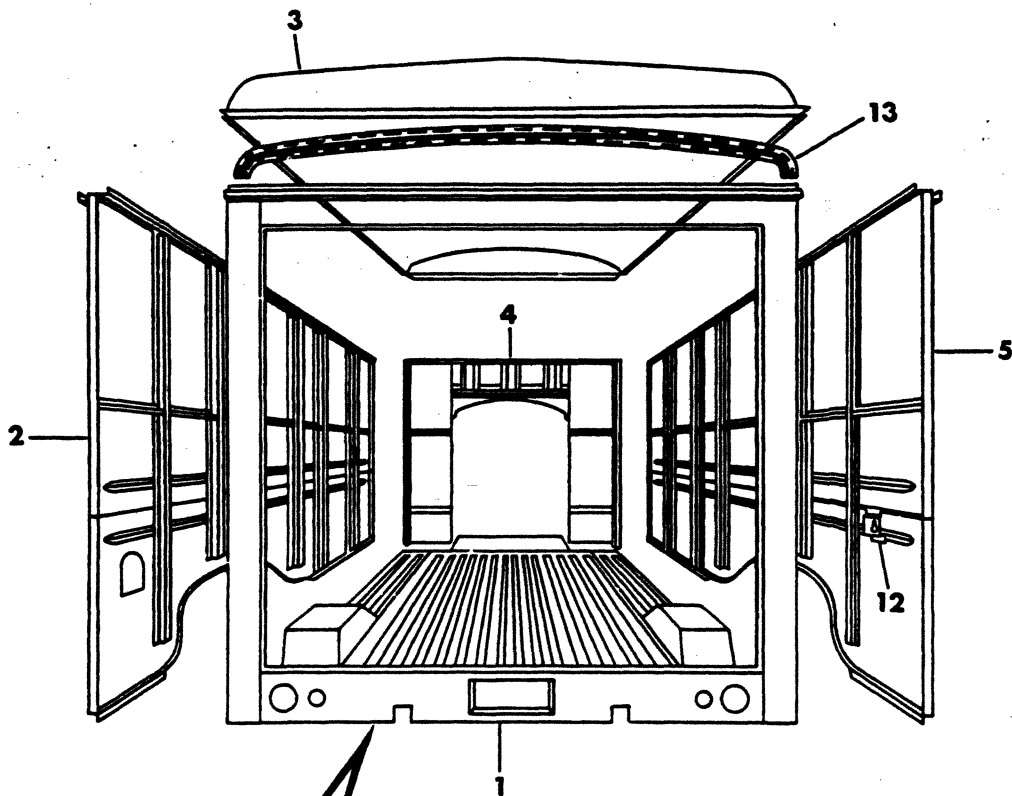
# = New Part Number

Printed in U.S.A.

June, 1982

## BODY ASSEMBLY, KARY VAN

8323 4100



- A - BODY 10'
- C - BODY 12'
- X - BODY 15'



ITEM	PART NUMBER	QTY	MODEL	DESCRIPTION
<b>BODY ASSEMBLY, KARY VAN</b>				
1	4176 308	1		FRAME ASSEMBLY, Rear, "A" Body, 1978-79-80
	4267 437	1		"A" Body - 1981
	4176 309	1		"C" and "X" Body, 1978-79-80
2	4267 438	1		"C" and "X" Body - 1981
	4176 259	1		PANEL ASSEMBLY, Left Side, "A" Body
	4176 261	1		"C" Body
3	4176 263	1		"X" Body
	4176 257	1		ROOF ASSEMBLY, "A" Body
	4176 264	1		"C" Body
4	4176 265	1		"X" Body
	4176 242	1		FRAME ASSEMBLY, Front, "A" Body
	4176 243	1		"C" and "X" Body
5	4176 258	1		PANEL ASSEMBLY, Right Side, "A" Body
	4176 260	1		"C" Body
	4176 262	1		"X" Body
6	4176 244	1		SILL ASSEMBLY, Rear, "A" Body, 1978-79-80
	4176 245	1		"C" and "X" Body, 1978-79-80
	4267 439	1		SILL ASSY., Fr. w/Whiting Roll Up Dr. "A" Body - 1981
	4267 440	1		w/Roll Up Dr. "C" & "X" Body - 1981
	4267 441	1		w/Hinge Door "A" Body - 1981
7	4267 442	1		w/Hinge Door "C" & "X" Body - 1981
	4176 252	1		LINTLE, Rear, "A" Body
	4176 253	1		"C" Body
	4176 254	1		"X" Body
	4176 255	1		HEADER, Rear, "A" Body, 1978-79-80
8	4267 443	1		"A" Body - 1981
	4176 256	1		"C" and "X" Body, 1978-79-80
	4267 444	1		"C" and "X" Body - 1981
	4176 248	1		POST, Corner, Right, Rear, "A" Body, 1978-79-80
9	4267 445	1		"A" Body - 1981
	4176 250	1		"C" and "X" Body, 1978-79-80
	4267 446	1		"C" and "X" Body - 1981
	4176 249	1		POST, Corner, Left, Rear, "A" Body, 1978-79-80
10	4267 447	1		"A" Body - 1981
	4176 251	1		"C" and "X" Body, 1978-79-80
	4267 448	1		"C" and "X" Body - 1981
	4176 246	2		FILLER, Rear Corner Post, "A" Body, 1978-79-80
11	4267 449	2		"A" Body - 1981
	4176 247	2		"C" and "X" Body, 1978-79-80
	4267 450-1	1		"C" and "X" Body - 1981
	4176 269	1		BRACKET, Spare Tire Bolt
12	4176 286	AR		ROOF BOW, 1978-79-80
	4267 452	AR		ROOF BOW, "A" Body - 1981
	4267 453	AR		"C" & "X" Body - 1981
	4267 454	AR		FOAM TAPE, Roof Bow Attaching - 1981
13	4176 266	1		BUMPER ASSEMBLY, "A" Body
	4176 267	1		"C" and "X" Body
14	4176 268	2		BRACKET ASSEMBLY, Bumper

<b>LIGHT</b>	A = All Sport Utility (Ramcharger).	B = All Compact Models.	D = Conventional Cab.
<b>DUTY</b>	AD = 2 Wheel Drive Only (Ramcharger).	CB-MB = Compact Front Section Only.	W = Conventional Cab 4 Wheel Drive.
<b>CODES:</b>	AW = 4 Wheel Drive Only (Ramcharger).	P = Forward Control Chassis.	M = Motor Home.

**MEDIUM-HEAVY CODES:** XNT = Low Cab Forward. D = Conventional Cab. S = School Bus. W = 4-Wheel Drive.

AR=Use as Required

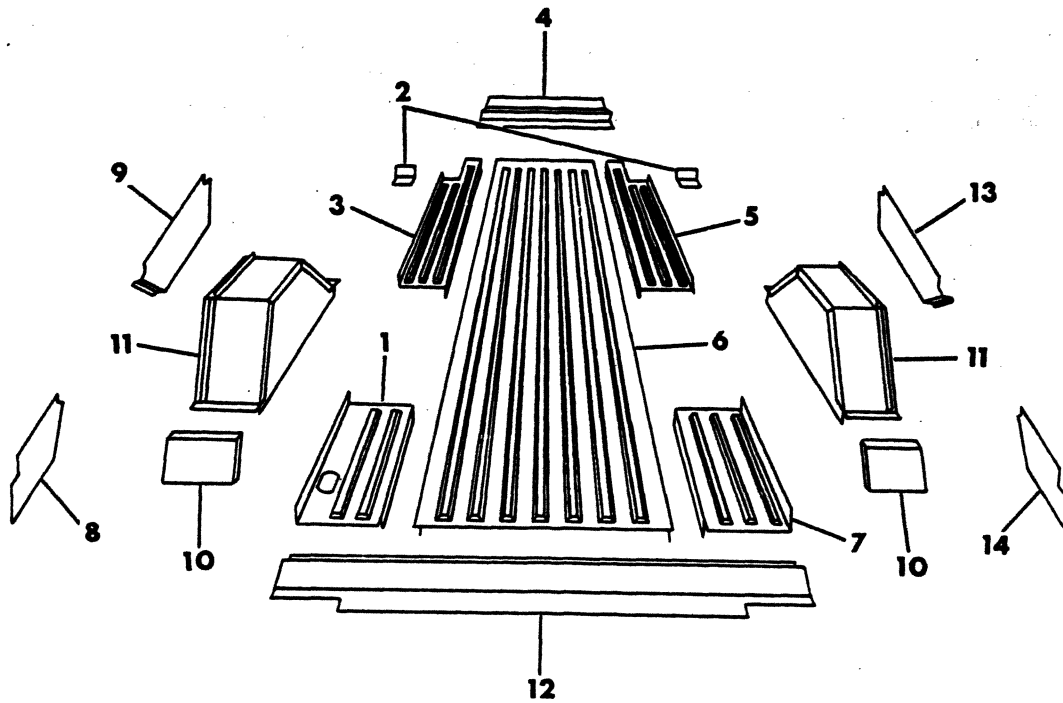
# =New Part Number

Printed in U.S.A.

June, 1982

## FLOOR ASSEMBLY, KARY VAN

8323 4200



A	-	BODY 10'
C	-	BODY 12'
X	-	BODY 15'

BODY

# 1978-81 LIGHT DUTY TRUCK PARTS CATALOG

ITEM	PART NUMBER	QTY	MODEL	DESCRIPTION
<b>FLOOR ASSEMBLY, KARY VAN</b>				
1	4176 213	1		PANEL, Rear Floor Corner, Left, "A" Body
	4176 215	1		"C" Body
	4176 217	1		"X" Body
2	4176 218	2		SUPPORT, Front Floor Corner, "A" Body
	4176 219	2		"C" and "X" Body
3	4176 303	1		PANEL, Frt. Fl. Corner, Lt. "A" Body, 1978-79-80
	4267 458	1		"A" Body - 1981
	4176 305	1		"C" Body, 1978-79-80
	4267 459	1		"C" Body - 1981
	4176 307	1		"X" Body, 1978-79-80
4	4267 460	1		"X" Body - 1981
	4176 220	1		PLATE, Threshold, Front, 1978-79-80
	4267 461	1		1981
5	4176 302	1		PANEL, Frt. Fl. Corner, Rt. "A" Body, 1978-79-80
	4267 458	1		"A" Body - 1981
	4176 304	1		"C" Body, 1978-79-80
	4267 459	1		"C" Body - 1981
	4176 306	1		"X" Body, 1978-79-80
6	4267 460	1		"X" Body - 1981
	4176 221	1		PANEL, Floor Center, "A" Body, 1978-79-80
	4267 462	1		"A" Body - 1981
	4176 222	1		"C" Body, 1978-79-80
	4267 463	1		"C" Body - 1981
7	4176 223	1		"X" Body, 1978-79-80
	4267 464	1		"X" Body - 1981
	4176 212	1		PANEL, Rear Floor Corner, Right, "A" Body
	4176 214	1		"C" Body
	4176 216	1		"X" Body
8	4176 225	1		SKIRTING, Left Rear, "A" Body
	4176 227	1		"C" Body
	4176 229	1		"X" Body
9	4176 231	1		SKIRTING, Left Front, "A" Body
	4176 233	1		"C" Body
	4176 235	1		"X" Body
10	4176 236	2		SHIELD, Splash, "A" Body
	4176 237	2		"C" and "X" Body
	4267 540-1	1		"C" and "X" Body, 1981
11	4176 238	2		WHEELHOUSE ASSEMBLY, "A" Body
	4176 239	2		"C" and "X" Body
12	4176 240	1		PLATE, Threshold, Rear, "A" Body
	4176 241	1		"C" and "X" Body
13	4176 230	1		SKIRTING, Right Front, "A" Body
	4176 232	1		"C" Body
	4176 234	1		"X" Body
14	4176 224	1		SKIRTING, Right Rear, "A" Body
	4176 226	1		"C" Body
	4176 228	1		"X" Body

<b>LIGHT DUTY CODES:</b>	A = All Sport Utility (Ramcharger).	B = All Compact Models.	D = Conventional Cab.
	AD = 2 Wheel Drive Only (Ramcharger).	CB-MB = Compact Front Section Only.	W = Conventional Cab 4 Wheel Drive.
	AW = 4 Wheel Drive Only (Ramcharger).	P = Forward Control Chassis.	M = Motor Home.

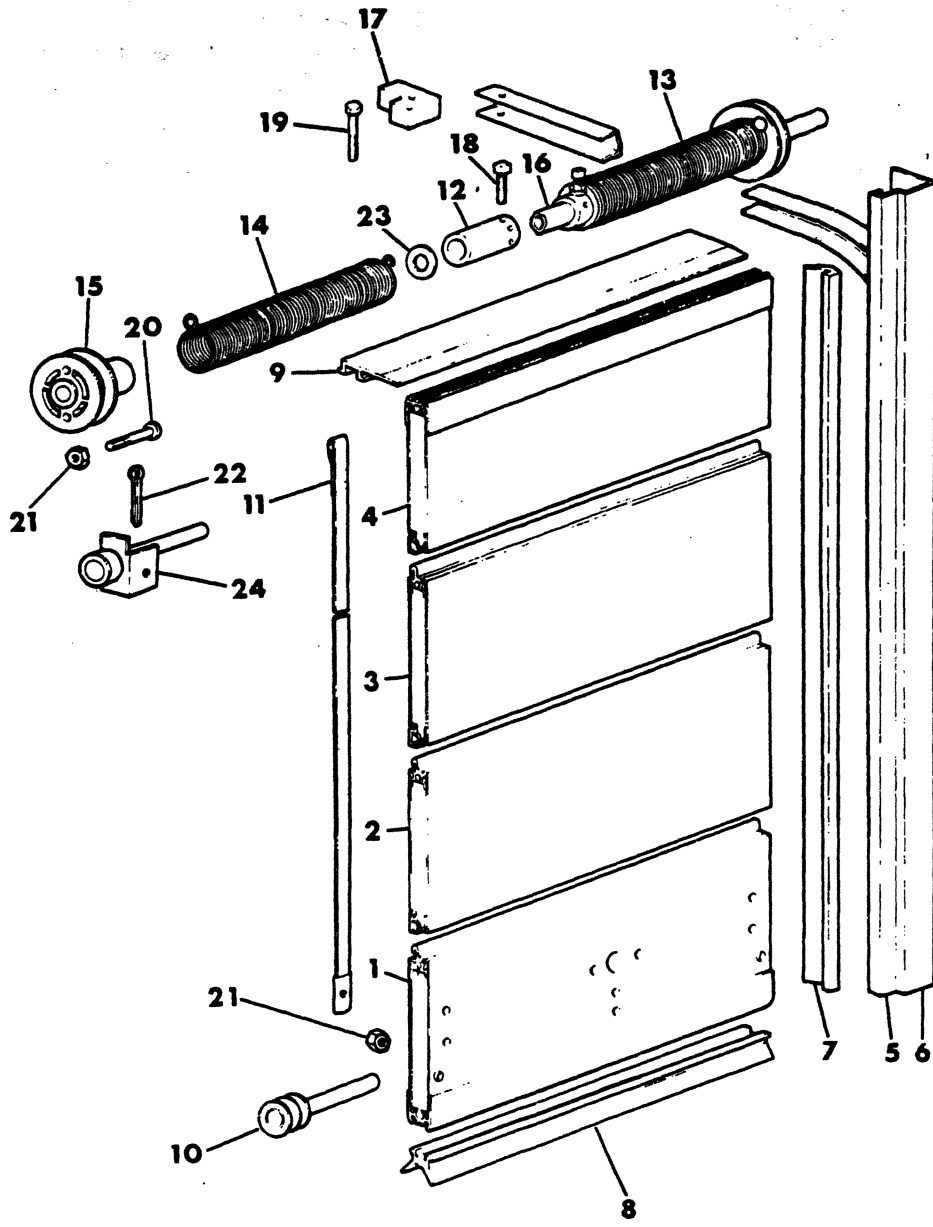
---

**MEDIUM-HEAVY CODES:** XNT = Low Cab Forward. D = Conventional Cab. S = School Bus. W = 4-Wheel Drive.

AR=Use as Required      # = New Part Number      Printed in U.S.A.      June, 1982

DOOR HOLL UP - WHITING ALUMINUM  
70" & 84" DOOR - SECTION 1 OF 2  
1978-79-80

8323 4300



ITEM	PART NUMBER	QTY	MODEL	DESCRIPTION
<b>DOOR, ROLL UP - WHITING ALUMINUM</b>				
<b>70" &amp; 84" DOOR - SECTION 1 OF 2</b>				
<b>1978-79-80</b>				
1	2561 404	1		PANEL w/HARDWARE, Less Lock Assy., 70" Door
	4049 476	1		84" Door
2-3	2561 405	2		PANEL, Intermediate, 70" Door
	4049 477	2		84" Door
4	2561 407	1		PANEL, Top, w/Hardware, 70" Door
	4049 478	1		84" Door
5	2561 408	2		TRACK, w/Mounting Angle (Curbside)
6	2561 409	2		TRACK, w/Mounting Angle (Roadside)
7	2561 410	2		SEAL, Side
8	2561 411	1		SEAL, Bottom, 70" Door
	4049 479	1		84" Door
9	2561 412	1		SEAL, Top, 70" Door
	4049 480	1		84" Door
10	2561 414	2		ROLLER ASSEMBLY
11	2561 415	2		STRAP, Lifting
12	2561 416	2		PLUG, Spring
13	2561 418	1		SPRING, Curbside, 70" Door
	4049 481	1		84" Door
14	2561 417	1		SPRING, Roadside, 70" Door
	4049 482	1		84" Door
15	2561 419	2		DRUM, Lifting Strap
16	2561 420	1		SHAFT, Balancer, 70" Door
	4049 483	1		84" Door
17	2561 421	2		BUMPER, Rubber Track
18		2		SCREW, Set, 1/4-20x3
19		2		SCREW, Hex Head, 1/4-20x1-1/4
20		2		SCREW, Round Head, 1/4-20x1-1/4
21		2		NUT, Hex, 1/4-20
22		2		PIN, Cotter, 3/16x1-1/4
23		2		RETAINER, 3/4 Round Push On
24	2561 422	2		ROLLER, Top, w/Bracket

<b>LIGHT</b>	A = All Sport Utility (Ramcharger).	B = All Compact Models.	D = Conventional Cab.
<b>DUTY</b>	AD = 2 Wheel Drive Only (Ramcharger).	CB-MB = Compact Front Section Only.	W = Conventional Cab 4 Wheel Drive.
<b>CODES:</b>	AW = 4 Wheel Drive Only (Ramcharger).	P = Forward Control Chassis.	M = Motor Home.

**MEDIUM-HEAVY CODES:** XNT = Low Cab Forward. D = Conventional Cab. S = School Bus. W = 4-Wheel Drive.

AR=Use as Required

#=New Part Number

Printed in U.S.A.

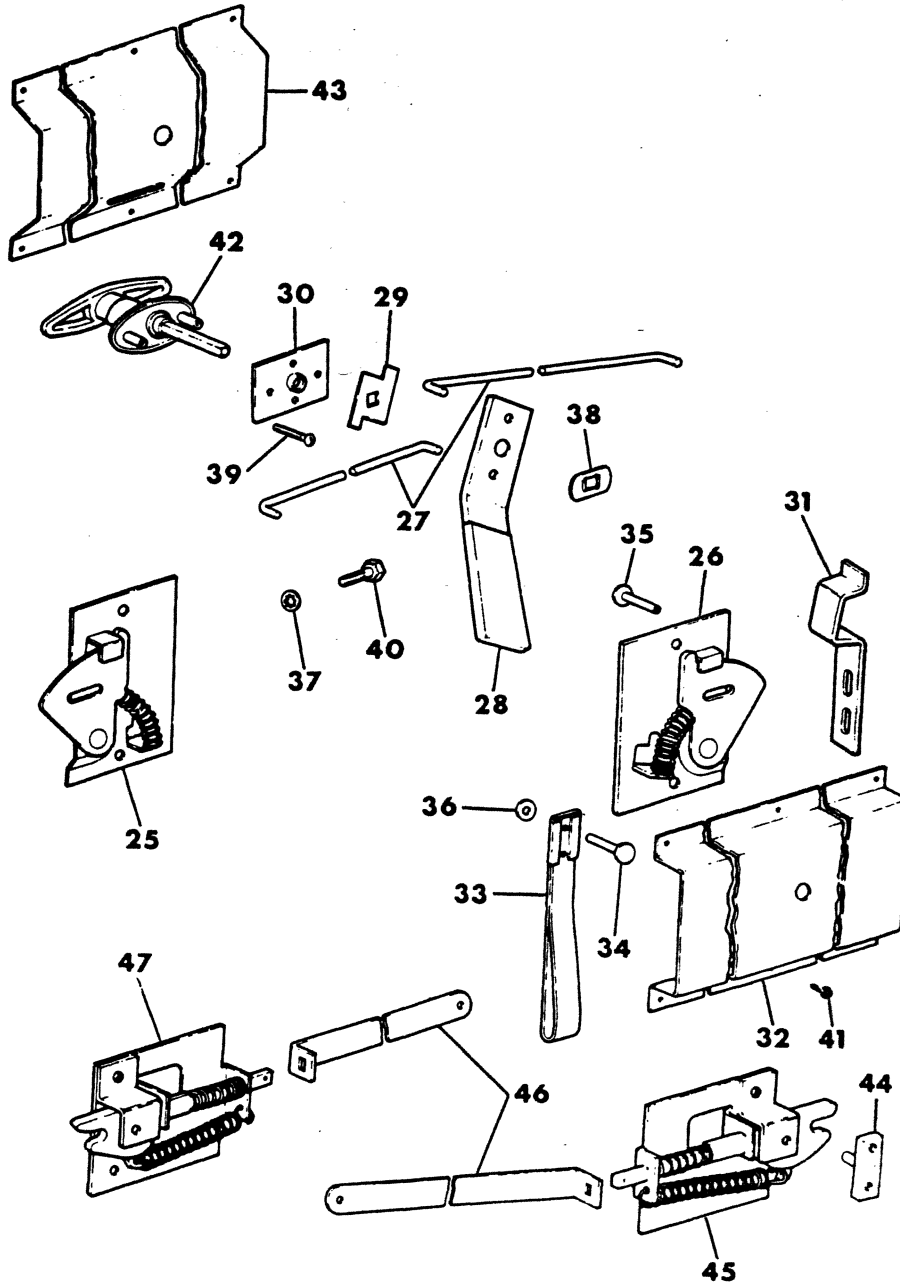
June, 1982

# 1978-81 LIGHT DUTY TRUCK PARTS CATALOG

BODY

## DOOR, ROLL-UP - WHITING ALUMINUM 70" & 84" DOOR - SECTION 2 OF 2 1978-79-80

8323-4400



ITEM	PART NUMBER	QTY	MODEL	DESCRIPTION
<b>DOOR, ROLL UP - WHITING ALUMINUM</b>				
<b>-70" &amp; 84" DOOR - SECTION 2 OF 2</b>				
<b>1978-79-80</b>				
25	4049 472	1		LATCH ASSEMBLY, Curbside
26	4049 473	1		LATCH ASSEMBLY, Roadside
27	4049 474	2		ROD, Latch
28	2561 426	1		HANDLE, Inside Release
29	2561 427	1		ACTUATOR, Latch
30	2561 428	1		PLATE, Lock Handle Mounting
31	4049 484	2		LATCH, Keeper
32	4049 475	1		PLATE, Cover Latch
33	2561 431	1		STRAP, Pull Down
34		1		RIVET, Strap
35		1		RIVET, Latch
36		1		WASHER, Flat, 1/4"
37		1		WASHER, Star
38	2561 433	1		RETAINER, Push On
39		1		SCREW, Round Head, 10-24x1"
40		1		SCREW, Cap, 5/16-18x1/2"
41		1		SCREW, Sheet Metal
42	2561 432	1		HANDLE, Locking
	4049 485	1		BALANCER ASSEMBLY, 70" Door (Not Shown)
	4049 486	1		84" Door (Not Shown)
43	2561 430	1		PLATE, Cover Latch
44	2561 429	2		LATCH, Keeper
45	2561 424	1		LATCH ASSEMBLY, Roadside
46	2561 425	2		ROD, Latch
47	2561 423	1		LOCK ASSEMBLY

<b>LIGHT</b>	A = All Sport Utility (Ramcharger).	B = All Compact Models.	D = Conventional Cab.
<b>DUTY</b>	AD = 2 Wheel Drive Only (Ramcharger).	CB-MB = Compact Front Section Only.	W = Conventional Cab 4 Wheel Drive.
<b>CODES:</b>	AW = 4 Wheel Drive Only (Ramcharger).	P = Forward Control Chassis.	M = Motor Home.

**MEDIUM-HEAVY CODES:** XNT = Low Cab Forward. D = Conventional Cab. S = School Bus. W = 4-Wheel Drive.

AR=Use as Required

# = New Part Number

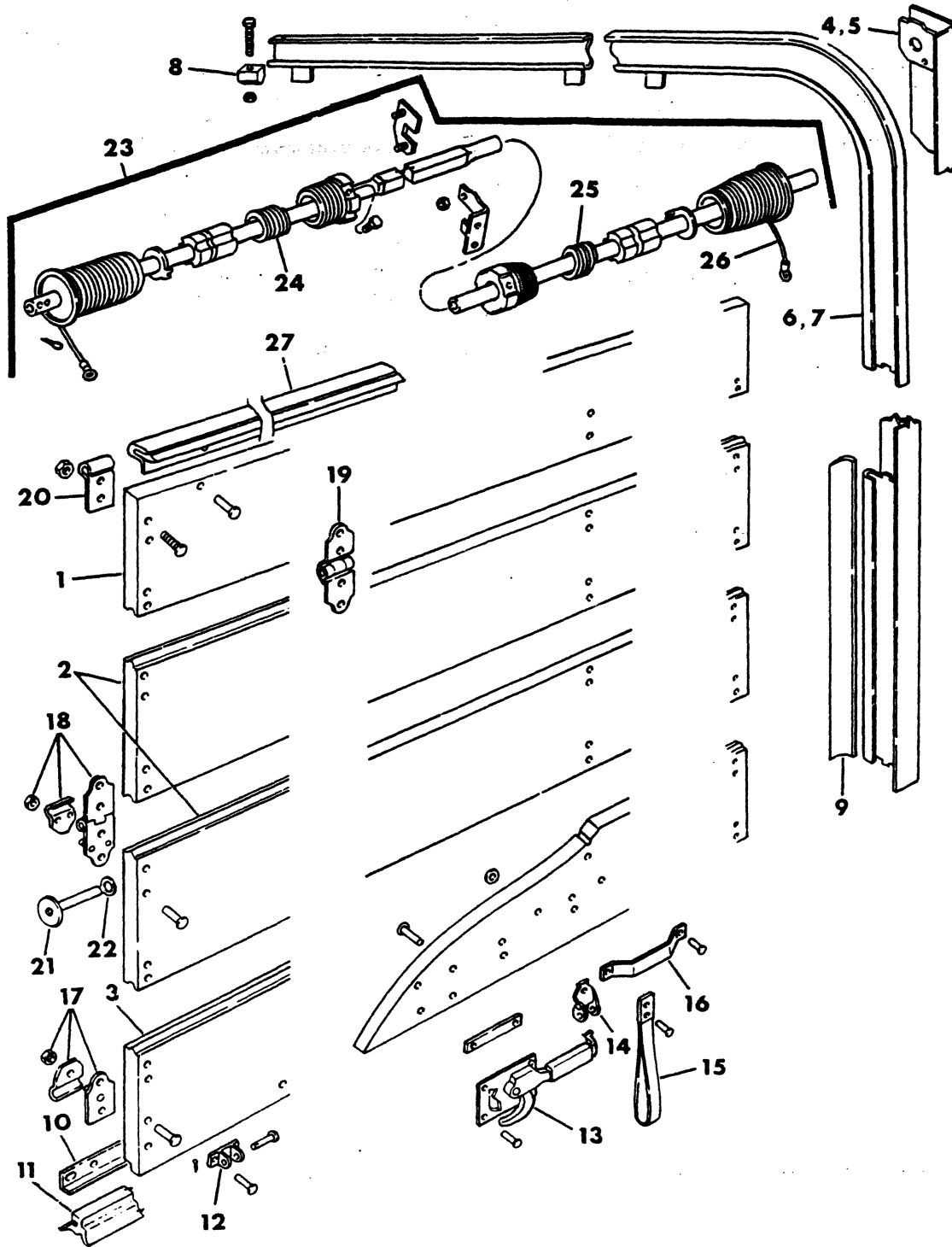
Printed in U.S.A.

June, 1982

## WHITING SIX-PANEL ROLL UP DOOR

1981

8323 4450





BODY

# 1978-81 LIGHT DUTY TRUCK PARTS CATALOG

ITEM	PART NUMBER	QTY	MODEL	DESCRIPTION
<b>WHITING SIX PANEL ROLL UP DOOR</b>				
<b>1981</b>				
1	4267 401	1		PANEL, Top , Roll Up Door - "A" Body (72 7/8")
	4267 402	1		"C" & "X" Body (87 7/8")
2	4267 403	4		PANEL, Intermediate Roll Up Dr. "A" Body (72 7/8")
	4267 404	4		"C" & "X" Body (87 7/8")
3	4267 405	1		PANEL, Bottom Roll Up Dr. "A" Body (72 7/8")
	4267 406	1		"C" & "X" Body (87 7/8")
4	4267 407	1		TRACK, Vertical, Mtg. Angle & Balancer Brkt., Left
5	4267 408	1		TRACK, Vertical, Mtg. Angle & Balancer Brkt., Right
6	4267 409	1		TRACK, Horizontal ("C" Body) Left
	4267 410	1		("A" & "X" Body) Left
7	4267 411	1		TRACK, Horizontal ("C" Body) Right
	4267 412	1		("A" & "X" Body) Right
8	4267 413	2		TRACK STOP
9	4267 414	2		SEAL, Door Sides
10	4267 415	1		RETAINER, Angle Seal, "A" Body (72 7/8")
	4267 416	1		"C" & "X" Body (87 7/8")
11	4267 417	1		SEAL, Door Bottom
12	4267 418	2		CABLE ANCHOR, Complete, (Includes Clevis & Cotter Pin)
13	4267 419	1		LOCK
14	4267 420	1		LOCK KEEPER
15	4267 421	1		STRAP, Pull Down
16	4267 422	1		GRAB HANDLE
17	4267 423	2		ROLLER BRKT. ASSY., Bottom (Includes Nut, Base Plate & Clamp)
18	4267 424	10		ROLLER HINGE, Complete (Includes Hinge, Clamp & 2 Nuts)
19	4267 425	10		HINGE, Center
20	4267 426	2		BRACKET, Top Roller
21	4267 427	14		ROLLER, 2" Nylon
22	4267 428	12		SPACER WASHER, Roller
23	4267 429	1		BALANCER ASSY., Complete "A" Body
	4267 430	1		"C" & "X" Body
24	4267 431	1		SPRING, Torsion ("A" Body) L.H. Wound, Left
	4267 432	1		("C" & "X" Body) L.H. Wound, Left
25	4267 433	1		SPRING, Torsion ("A" Body) R.H. Wound, Right
	4267 434	1		("C" & "X" Body) R.H. Wound, Right
26	4267 435	2		CABLE, 5/16" Eye, 130" Long
27	4267 436	1		SEAL, Top Panel , Narrow & Wide Door

<b>LIGHT</b>	A = All Sport Utility (Ramcharger).	B = All Compact Models.	D = Conventional Cab.
<b>DUTY</b>	AD = 2 Wheel Drive Only (Ramcharger).	CB-MB = Compact Front Section Only.	W = Conventional Cab 4 Wheel Drive.
<b>CODES:</b>	AW = 4 Wheel Drive Only (Ramcharger).	P = Forward Control Chassis.	M = Motor Home.

**MEDIUM-HEAVY CODES:** XNT = Low Cab Forward. D = Conventional Cab. S = School Bus. W = 4-Wheel Drive.

AR = Use as Required

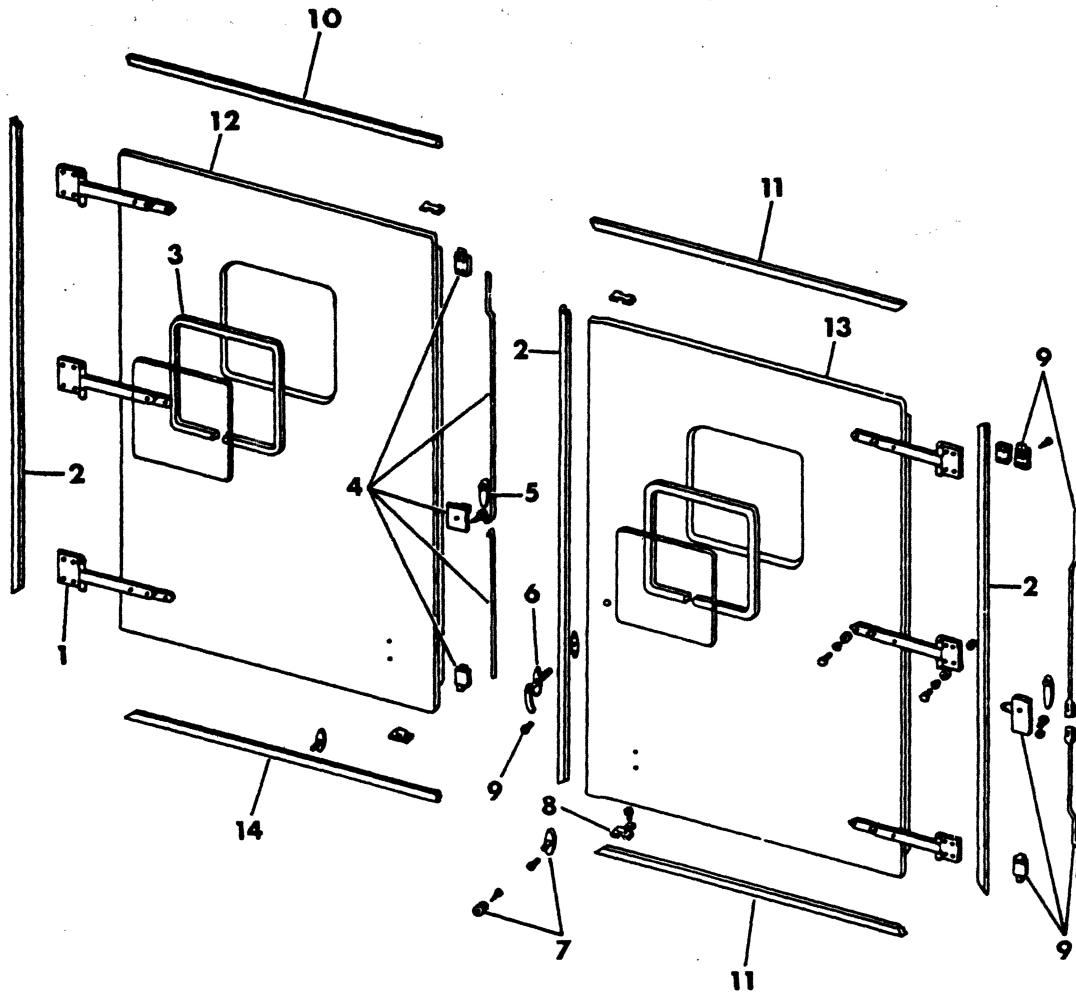
# = New Part Number

Printed in U.S.A.

June, 1982

DOOR, HARDWARE - REAR

8323 4500



- |   |   |          |
|---|---|----------|
| A | - | BODY 10' |
| C | - | BODY 12' |
| X | - | BODY 15' |

ITEM	PART NUMBER	QTY	MODEL	DESCRIPTION
<b>DOOR, HARDWARE - REAR</b>				
1	4176 277	6		HINGE, Door
2	4176 287	3		WEATHER SEAL, Door
3	4176 288	2		WEATHERSTRIP, Window
4	4176 291	1		LOCK PKG., Door - Left
5	4176 289	2		HANDLE, Inside Door
6	4176 292	1		HANDLE, Locking
7	4176 293	2		DOOR HOLD BACK
8	4176 294	4		STRIKER, Door
9	4176 290	1		LOCK PKG., Door - Right
10	4176 299	1		WEATHERSTRIP, Door Top Left (A-Body)
	4176 297	1		(C & X Bodies)
11	4176 298	2		WEATHERSTRIP, Door Top & Btm.- Right (A-Body)
	4176 296	2		(C & X Bodies)
12	4176 283	1		DOOR, w/o Window, Left (A-Body)
	4176 279	1		w/Window (A-Body)
	4176 285	1		w/o Window (C & X Bodies)
	4176 281	1		w/Window (C & X Bodies)
13	4176 282	1		DOOR, w/o Window, Right (A-Body)
	4176 278	1		w/Window (A-Body)
	4176 284	1		w/o Window (C & X Bodies)
	4176 280	1		w/Window (C & X Bodies)
14	4176 301	1		WEATHERSTRIP, Left Btm. (A-Body)
	4176 295	1		(C & X Bodies)

<b>LIGHT</b>	A = All Sport Utility (Ramcharger).	B = All Compact Models.	D = Conventional Cab.
<b>DUTY</b>	AD = 2 Wheel Drive Only (Ramcharger).	CB-MB = Compact Front Section Only.	W = Conventional Cab 4 Wheel Drive.
<b>CODES:</b>	AW = 4 Wheel Drive Only (Ramcharger).	P = Forward Control Chassis.	M = Motor Home.
<b>MEDIUM-HEAVY CODES:</b>	XNT = Low Cab Forward.	D = Conventional Cab.	S = School Bus. W = 4-Wheel Drive.

AR=Use as Required

# = New Part Number


Printed in U.S.A.

June, 1982

# 1978-81 LIGHT DUTY TRUCK PARTS CATALOG

8323 4510

CB-300 - POST OFFICE - 1980  
(ILLUS.1 OF 8)




# 1978-81 LIGHT DUTY TRUCK PARTS CATALOG

ITEM	PART NUMBER	QTY	MODEL	DESCRIPTION
------	-------------	-----	-------	-------------

**CB-300 - POST OFFICE - 1980  
(ILLUS.1 OF 8)**

1	4267 455-6	1		STONE SHIELD,Front
2	4176 210	1		RUB RAIL,Front,Right
	4176 201	1		Left
3	4176 208	2		MUD GUARD
4	4176 209	2		RUB RAIL,Rear
5	4267 467	2		VENT,Air
6		1		DECAL KIT (Do Not Service)



<b>LIGHT</b>	A = All Sport Utility (Ramcharger).	B = All Compact Models.	D = Conventional Cab.
<b>DUTY</b>	AD = 2 Wheel Drive Only (Ramcharger).	CB-MB = Compact Front Section Only.	W = Conventional Cab 4 Wheel Drive.
<b>CODES:</b>	AW = 4 Wheel Drive Only (Ramcharger).	P = Forward Control Chassis.	M = Motor Home.

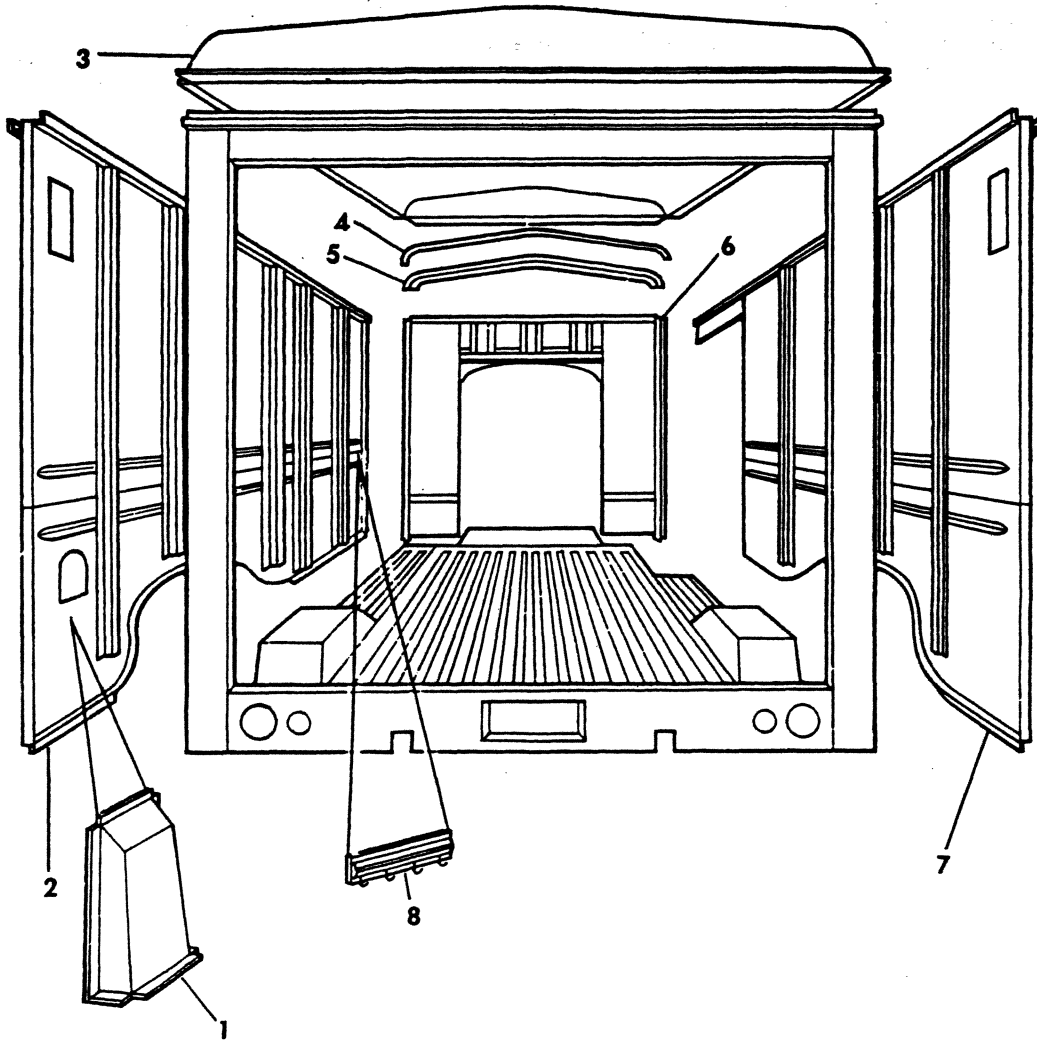
---

**MEDIUM-HEAVY CODES:** XNT = Low Cab Forward. D = Conventional Cab. S = School Bus. W = 4-Wheel Drive.

AR=Use as Required      # =New Part Number      Printed in U.S.A.      June, 1982

8323 4520

CB-300 - POST OFFICE - 1980  
(ILLUS.2 OF 8)



# 1978-81 LIGHT DUTY TRUCK PARTS CATALOG

ITEM	PART NUMBER	QTY	MODEL	DESCRIPTION
------	-------------	-----	-------	-------------

**CB-300 - POST OFFICE - 1980  
(ILLUS.2 OF 8)**

1	4267 505	1		GAS BOX ASSY.
2	4267 499	1		PANEL ASSY.,Left
3	4167 257	1		PANEL,Roof
4	4267 454	1		TAPE,Foam
5	4267 452	AR		BOW,Roof
6	4267 476	1		FRAME ASSY.,Front
7	4267 500	1		PANEL ASSY.,Right
8	4267 506	1		HOOK ASSY.,Mail Sack

<b>LIGHT</b>	A = All Sport Utility (Ramcharger).	B = All Compact Models.	D = Conventional Cab.
<b>DUTY</b>	AD = 2 Wheel Drive Only (Ramcharger).	CB-MB = Compact Front Section Only.	W = Conventional Cab 4 Wheel Drive.
<b>CODES:</b>	AW = 4 Wheel Drive Only (Ramcharger).	P = Forward Control Chassis.	M = Motor Home.

---

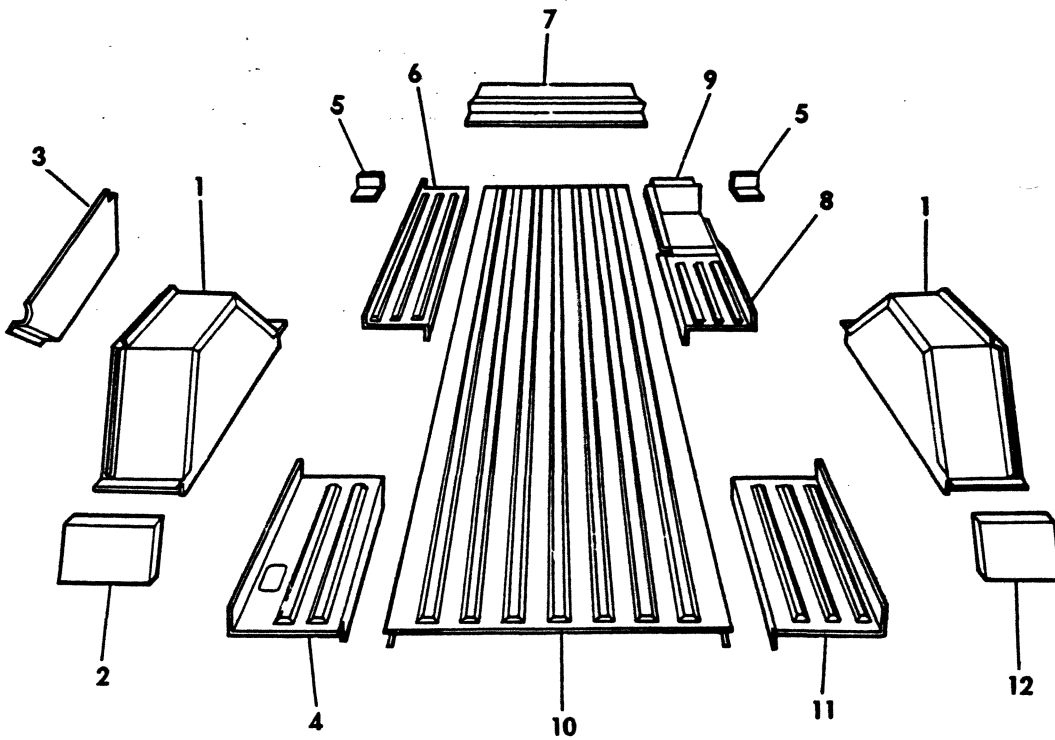
**MEDIUM-HEAVY CODES:** XNT = Low Cab Forward. D = Conventional Cab. S = School Bus. W = 4-Wheel Drive.

---

AR = Use as Required      # = New Part Number

8323 4530

CB-300 - POST OFFICE - 1980  
(ILLUS.3 OF 8)





# 1978-81 LIGHT DUTY TRUCK PARTS CATALOG

ITEM	PART NUMBER	QTY	MODEL	DESCRIPTION
------	-------------	-----	-------	-------------

**CB-300 - POST OFFICE - 1980**  
**(ILLUS.3 OF 8)**

1	4176 238	2		PANEL,Wheelhouse
2	4176 236	1		SHIELD,Splash,Left
3	4176 231	1		SKIRTING,Front,Left
	4176 225	1		Rear Left (Not Shown)
4	4267 468	1		PANEL,Rear Corner,Left
5	4176 218	2		SUPPORT,Front Corner Panel.
6	4267 469	1		PANEL,Front Corner,Left
7	4267 461	1		PLATE,Front Threshold
8	4267 475	1		PANEL,Front Corner,Right
9	4267 470	1		PANEL,Stepwell
10	4267 471	1		PANEL,Center Floor
11	4267 472	1		PANEL,Rear Corner,Right
12	4267 536	1		SHIELD,Splash,Right
	4176 224	1		SKIRTING,Rear,Right (Not Shown)

**LIGHT** A = All Sport Utility (Ramcharger). B = All Compact Models. D = Conventional Cab.  
**DUTY** AD = 2 Wheel Drive Only (Ramcharger). CB-MB = Compact Front Section Only. W = Conventional Cab 4 Wheel Drive.  
**CODES:** AW = 4 Wheel Drive Only (Ramcharger). P = Forward Control Chassis. M = Motor Home.

**MEDIUM-HEAVY CODES:** XNT = Low Cab Forward. D = Conventional Cab. S = School Bus. W = 4-Wheel Drive.

AR=Use as Required

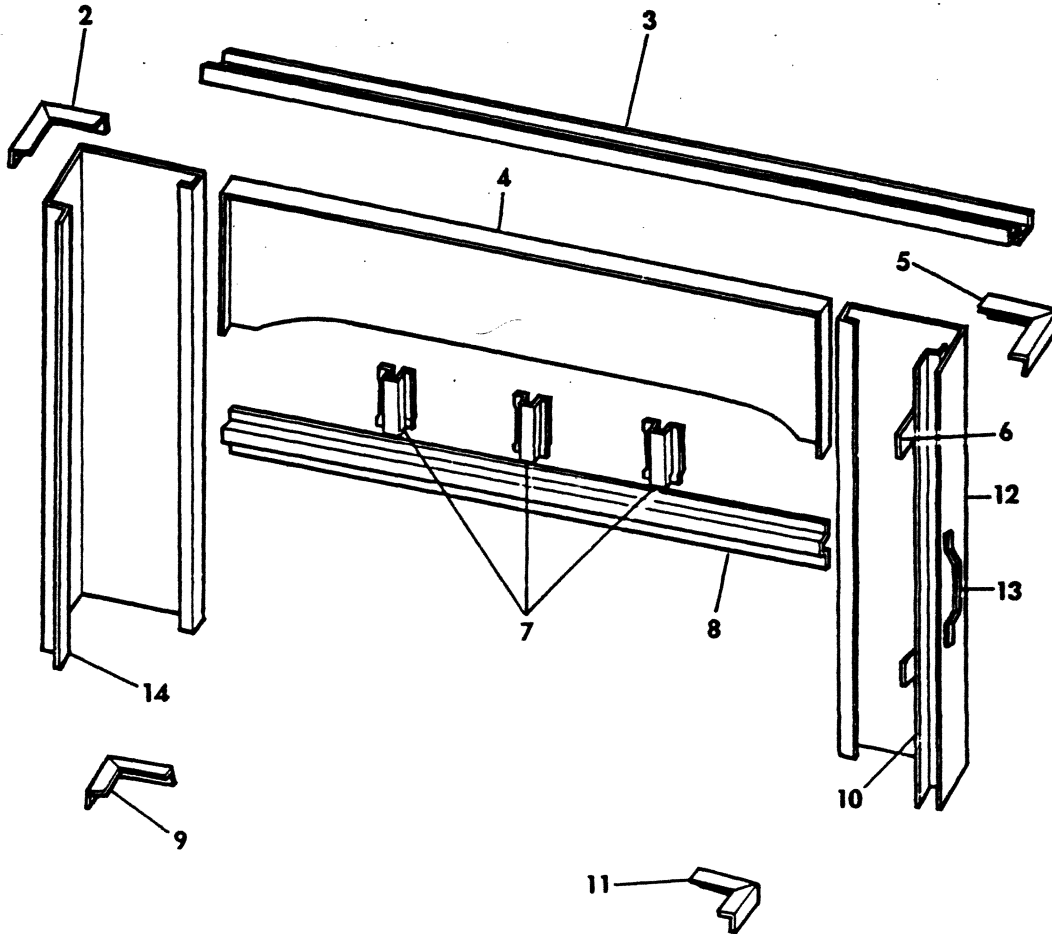
# = New Part Number

Printed in U.S.A.

June, 1982

8323 4540

CB-300 - POST OFFICE - 1980  
(ILLUS.4 OF 8)



**1978-81 LIGHT DUTY TRUCK PARTS CATALOG**

ITEM	PART NUMBER	QTY	MODEL	DESCRIPTION
------	-------------	-----	-------	-------------

**CB-300 - POST OFFICE - 1980  
(ILLUS.4 OF 8)**

1-11	4267 476	1		PANEL ASSY.,Front
12	4267 538	1		PANEL,Front Corner Post,Right
13	4267 477	1		HANDLE,Grab
14	4267 535	1		PANEL,Front Corner Post,Left

<b>LIGHT</b>	A = All Sport Utility (Ramcharger).	B = All Compact Models.	D = Conventional Cab.
<b>DUTY</b>	AD = 2 Wheel Drive Only (Ramcharger).	CB-MB = Compact Front Section Only.	W = Conventional Cab 4 Wheel Drive.
<b>CODES:</b>	AW = 4 Wheel Drive Only (Ramcharger).	P = Forward Control Chassis.	M = Motor Home.

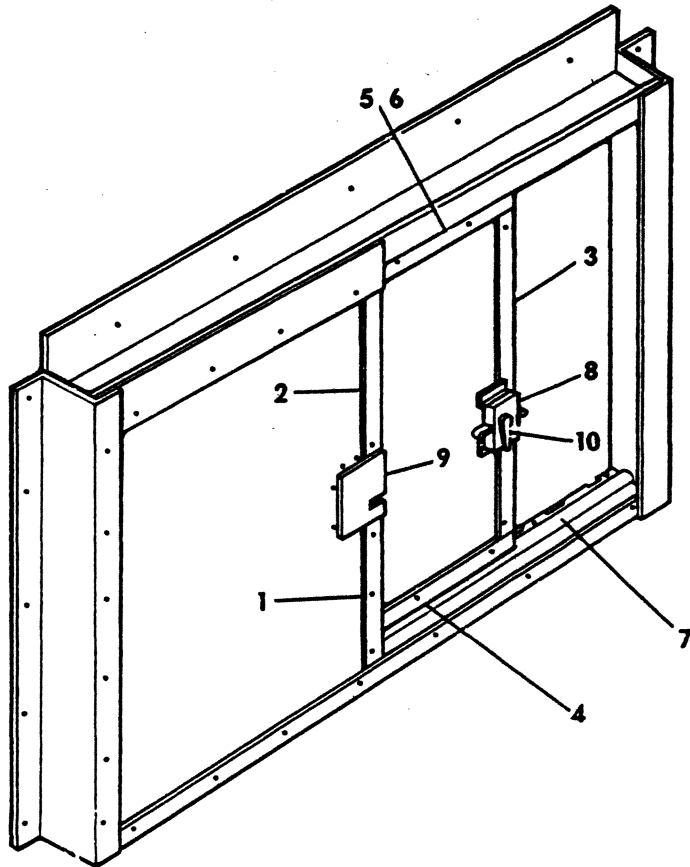
---

**MEDIUM-HEAVY CODES:** XNT = Low Cab Forward. D = Conventional Cab. S = School Bus. W = 4-Wheel Drive.

AR=Use as Required      # =New Part Number      Printed in U.S.A.      June, 1982

8323 4550

CB-300 - POST OFFICE - 1980  
(ILLUS.5 OF 8)



# 1978-81 LIGHT DUTY TRUCK PARTS CATALOG

ITEM	PART NUMBER	QTY	MODEL	DESCRIPTION
------	-------------	-----	-------	-------------

**CB-300 - POST OFFICE - 1980  
(ILLUS.5 OF 8)**

1-7	4267 513	1		PARTITION ASSY.,Front
8	4267 511	1		LOCK,Slam
9	4267 512	1		POCKET,Catch
10	4267 539	1		HANDLE,Outside Slam Lock
	4267 537	1		HANDLE,Inside Slam Lock (Not Shown)

**LIGHT** A = All Sport Utility (Ramcharger). B = All Compact Models. D = Conventional Cab.  
**DUTY** AD = 2 Wheel Drive Only (Ramcharger). CB-MB = Compact Front Section Only. W = Conventional Cab 4 Wheel Drive.  
**CODES:** AW = 4 Wheel Drive Only (Ramcharger). P = Forward Control Chassis. M = Motor Home.

**MEDIUM-HEAVY CODES:** XNT = Low Cab Forward. D = Conventional Cab. S = School Bus. W = 4-Wheel Drive.

AR=Use as Required

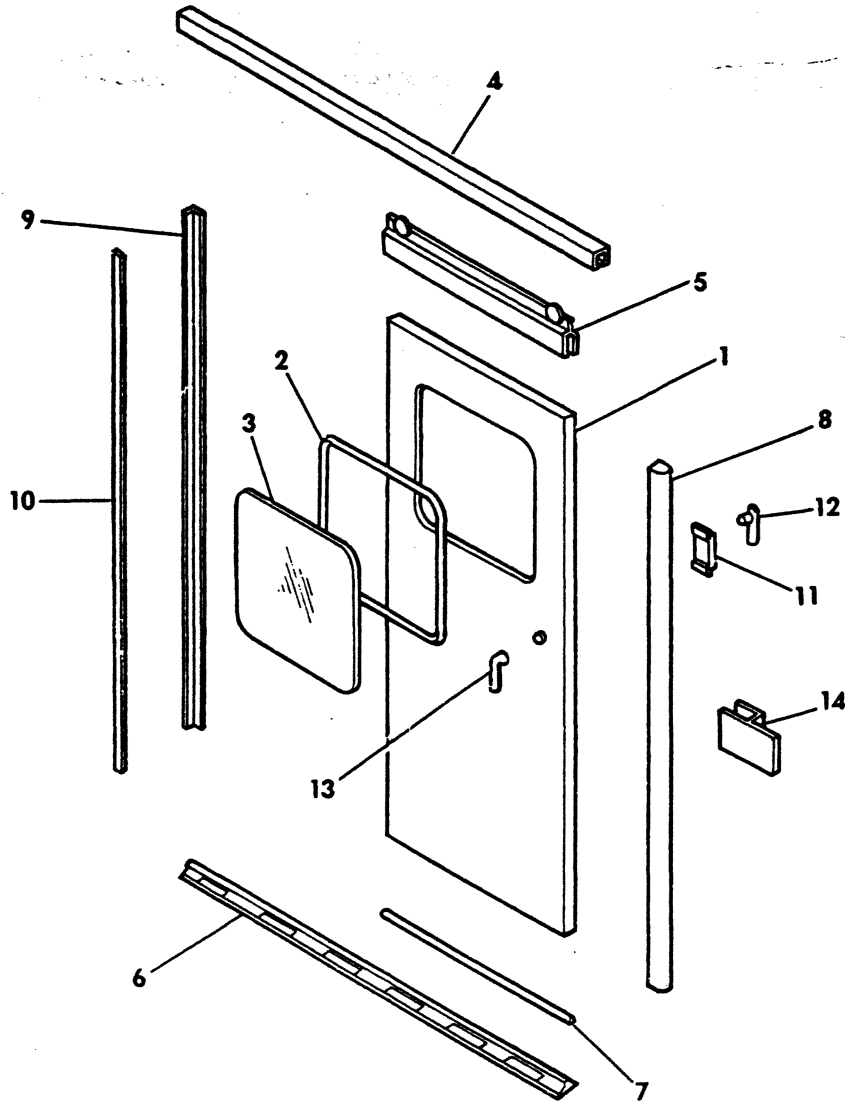
# = New Part Number

Printed in U.S.A.

June, 1982

## CB-300 - POST OFFICE - 1980 (ILLUS.6 OF 8)

8323 4560



BODY

# 1978-81 LIGHT DUTY TRUCK PARTS CATALOG

ITEM	PART NUMBER	QTY	MODEL	DESCRIPTION
<b>CB-300 - POST OFFICE - 1980 (ILLUS.6 OF 8)</b>				
1	4267 486	1		DOOR
2	4267 487	1		GLAZING,Door
3	4267 488	1		GLASS,Door
4	4267 489	1		TRACK,B-B
5	4267 490	1		HANGER,N
6	4267 491	1		CASTING,Slide Bar
7	4267 492	1		STRIP,Nylon Wear
8	4267 493	1		RUBBER EDGE,Front
9	4267 494	1		RUBBER EDGE,Rear
10	4267 495	1		STRIP,Mounting
11	4267 496	1		LOCK,Door
12	4267 497	1		HANDLE,Inside
13	4267 498	1		HANDLE,Outside
14	4267 478	1		CATCH ASSY.,Door

<b>LIGHT</b>	A = All Sport Utility (Ramcharger).	B = All Compact Models.	D = Conventional Cab.
<b>DUTY</b>	AD = 2 Wheel Drive Only (Ramcharger).	CB-MB = Compact Front Section Only.	W = Conventional Cab 4 Wheel Drive.
<b>CODES:</b>	AW = 4 Wheel Drive Only (Ramcharger).	P = Forward Control Chassis.	M = Motor Home.

**MEDIUM-HEAVY CODES:** XNT = Low Cab Forward. D = Conventional Cab. S = School Bus. W = 4-Wheel Drive.

AR=Use as Required

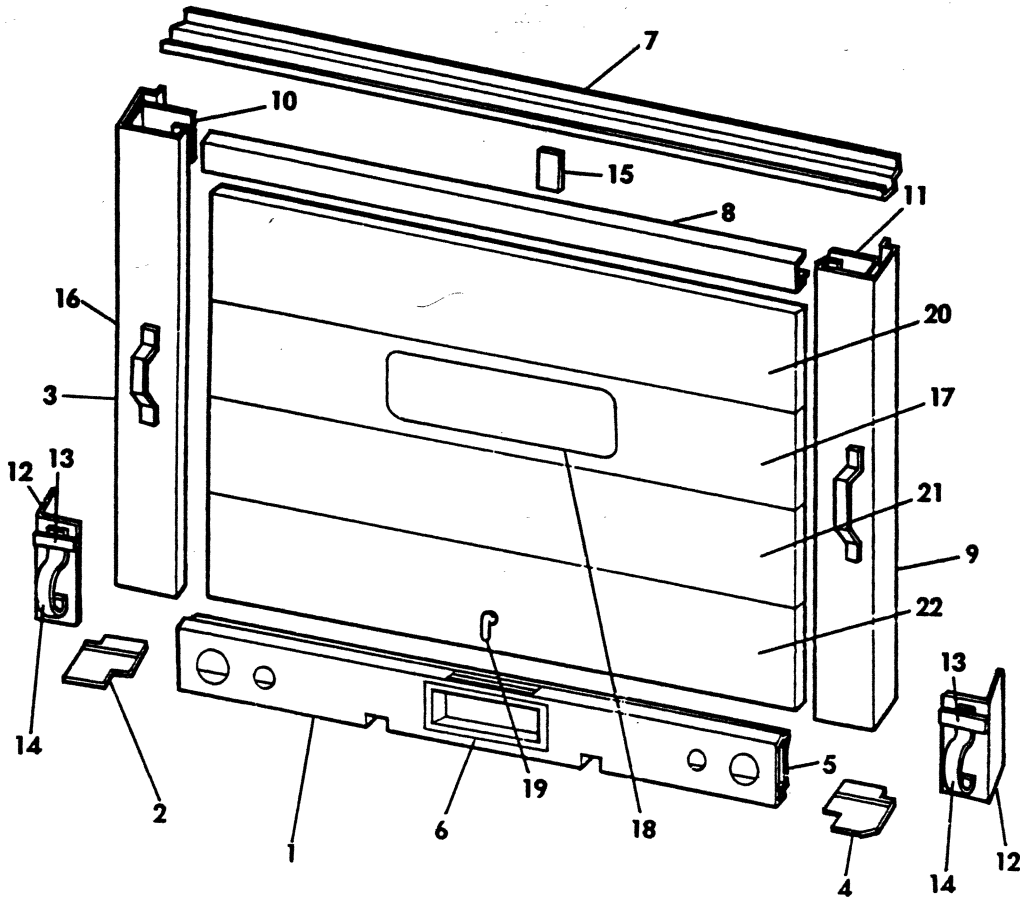
# =New Part Number

Printed in U.S.A.

June, 1982

CB-300 - POST OFFICE - 1980  
(ILLUS.7 OF 8)

8323 4570





ITEM	PART NUMBER	QTY	MODEL	DESCRIPTION
<b>CB-300 - POST OFFICE - 1980 (ILLUS.7 OF 8)</b>				
1	4267 479	1		SILL,Rear
2	4267 481	1		FILLER,Corner,Left
3	4267 447	1		POST,Corner,Left
4	4267 480	1		FILLER,Corner,Right
5	4267 501	1		STIFFENER
6	4267 502	1		BOX,License
7	4176 252	1		LINTLE,Rear
8	4267 443	1		HEADER
9	4267 445	1		POST,Corner,Right
10	4267 503	1		SUPPORT,Header,Left
11	4267 504	1		SUPPORT,Header,Right
12	4267 482	1		GUARD,Corner Post
13	4267 483	1		STRAP,Keeper
14	4267 484	1		BUMPERETTE
15	4267 531	1		SUPPORT,Center
16	4267 477	1		HANDLE,Grab
17	4267 516	1		PANEL,Window
18	4267 485	1		GLASS,Window
	4267 529	1		MOULDING, Window (95" Long)
19	4267 534	1		HANDLE,Door
20	4267 515	1		PANEL,Upper Door
21	4267 517	1		PANEL,Intermediate Door
22	4267 518	1		PANEL,Lower Door

<b>LIGHT</b>	A = All Sport Utility (Ramcharger).	B = All Compact Models.	D = Conventional Cab.
<b>DUTY</b>	AD = 2 Wheel Drive Only (Ramcharger).	CB-MB = Compact Front Section Only.	W = Conventional Cab 4 Wheel Drive.
<b>CODES:</b>	AW = 4 Wheel Drive Only (Ramcharger).	P = Forward Control Chassis.	M = Motor Home.

**MEDIUM-HEAVY CODES:** XNT = Low Cab Forward. D = Conventional Cab. S = School Bus. W = 4-Wheel Drive.

AR=Use as Required

# =New Part Number

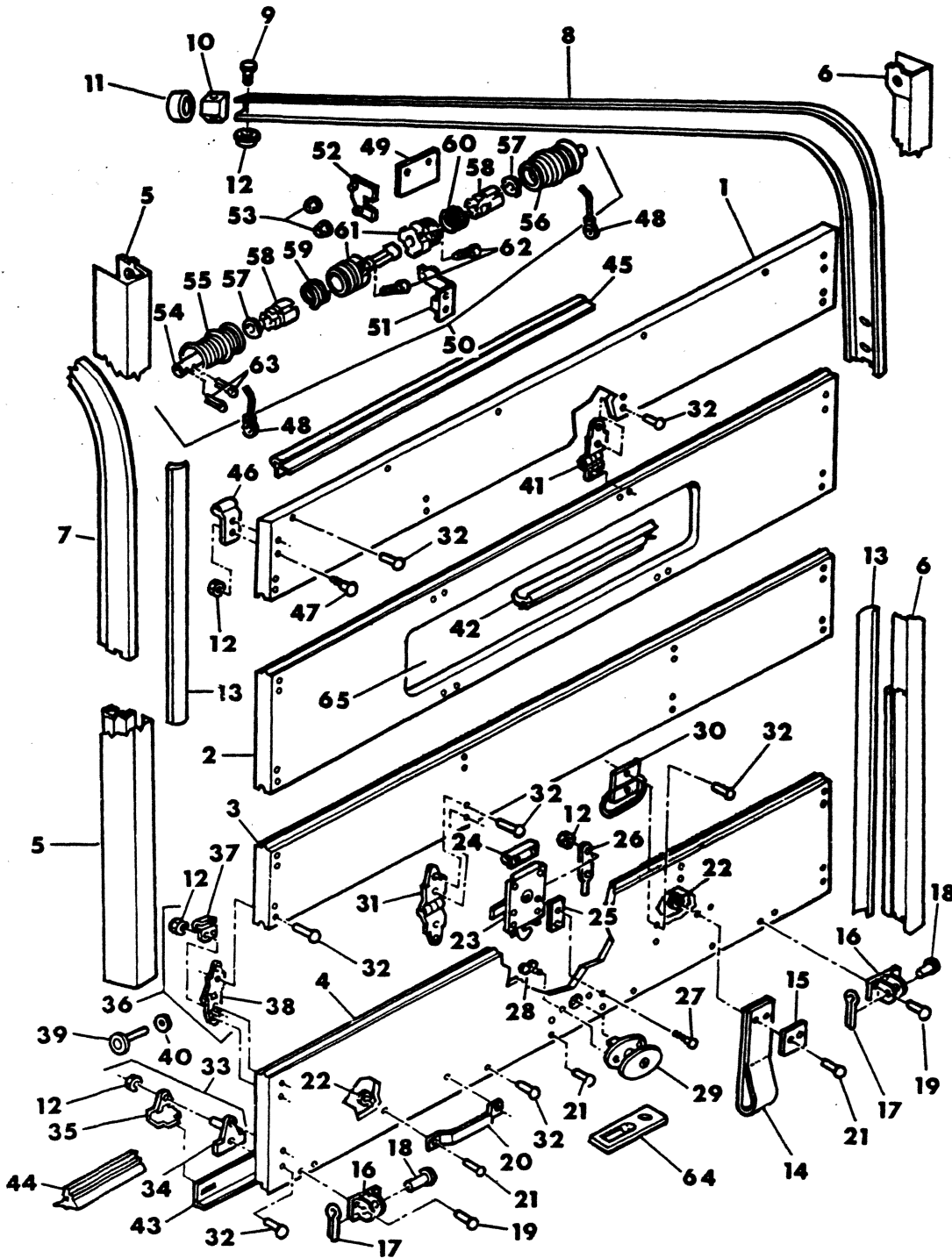
Printed in U.S.A.

June, 1982

# 1978-81 LIGHT DUTY TRUCK PARTS CATALOG

CB-300 - POST OFFICE - 1980  
(ILLUS. 8 OF 8)

8323 4580



BODY

# 1978-81 LIGHT DUTY TRUCK PARTS CATALOG

ITEM	PART NUMBER	QTY	MODEL	DESCRIPTION
<b>CB-300 - POST OFFICE - 1980 (ILLUS. 8 OF 8)</b>				
1	4267 515	1		PANEL,Top Door
2	4267 516	1		PANEL,Door Glass
3	4267 517	1		PANEL,Inter.Door
4	4267 518	1		PANEL,Lower Door
5	4267 407	1		MOUNTING ANGLE & BALANCER BRKT.,Vert.Track,Left
6	4267 408	1		MOUNTING ANGLE & BALANCER BRKT.,Vert.Track,Right
7	4267 519	1		HORIZONTAL TRACK,Left
8	4267 520	1		HORIZONTAL TRACK,Right
9		2		BOLT,Track Stop 1/4-20x2 1/2 (Do Not Service)
10	4267 413	2		STOP,Track
11	4267 521	2		BOOT,Track Protector
12		22		KEP NUT, 1/4-20 (Serviced in Items 33-36)
13	4267 414	2		SEAL,Vinyl Side
14	4267 522	1		STRAP,Nylon Pull Down
15	4267 523	1		CLAMP,Pull Down Strap
16	4267 418	2		CABLE ANCHOR
17		2		COTTER PIN,1/8x3/4 (Do Not Service)
18		2		CLEVIS PIN (Do Not Service)
19		4		RIVET,1/4 x 1 1/8 x 1/2 Head (Do Not Service)
20	4267 422	1		HANDLE,Grab
21		4		RIVET, 1/4 x 1 3/16 x 3/4 Head (Do Not Service)
22		4		WASHER, 1/16 x 1/4 x 3/4 (Do Not Service)
23	4267 524	1		LOCK,Spring
24	4267 525	1		BRACKET,Push Down
25		2		SHIM,Lock (Do Not Service)
26	4267 526	1		PIN,Lock Guide
27		2		BOLT,1/4 - 20 x 1 3/4 (Do Not Service)
28		2		NUT, #10 - 24 (Do Not Service)
29	4267 534	1		HANDLE,Locking
30	4267 527	1		HANDLE,Drop
31	4267 525	2		HINGE,Center
32		AR		RIVET,1/4 x 1 1/32 x 3/4 Head (Do Not Service)
33	4267 423	2		BRACKET ASSY.,Bottom Roller (Contains Items 12-34-35)
34		2		BASE PLATE,Bottom Roller Bracket
35		2		CLAMP,Bottom Roller Bracket
36	4267 424	6		HINGE ASSY.,Roller (Contains Items 12-37-38)
37		6		CLAMP,Roller Hinge
38		6		HINGE,Roller
39	4267 427	10		ROLLER,Nylon
40	4267 428	12		WASHER
41	4267 528	4		HINGE,Center Clearance
42	4267 529	1		MOULDING,Glass
43	4267 415	1		RETAINER,Seal
44	4267 417	1		SEAL,Bottom
45	4267 436	1		SEAL,Top
46	4267 426	2		BRACKET,Top Roller
47		4		BOLT,1/4 - 20 x 1 1/4 (Do Not Service)
48	4267 435	2		CABLE,Door
49	4267 530	1		FLAP,Head Protector

**LIGHT** A = All Sport Utility (Ramcharger). B = All Compact Models. D = Conventional Cab.  
**DUTY** AD = 2 Wheel Drive Only (Ramcharger). CB-MB = Compact Front Section Only. W = Conventional Cab 4 Wheel Drive.  
**CODES:** AW = 4 Wheel Drive Only (Ramcharger). P = Forward Control Chassis. M = Motor Home.

**MEDIUM-HEAVY CODES:** XNT = Low Cab Forward. D = Conventional Cab. S = School Bus. W = 4-Wheel Drive.

AR=Use as Required

# =New Part Number

Printed in U.S.A.

June, 1982

# 1978-81 LIGHT DUTY TRUCK PARTS CATALOG

BODY

ITEM	PART NUMBER	QTY	MODEL	DESCRIPTION
------	-------------	-----	-------	-------------

**CB-300 - POST OFFICE - 1980  
 (ILLUS. 8 OF 8)**

50	4267 429	1		BALANCER ASSY. (Less Items 48-51-52-53)
51	4267 531	1		SUPPORT,Balancer Center
52	4267 532	1		CLAMP,Balancer Center (W/Studs)
53		2		NUT,Locking 5/16-18 (Do Not Service)
54		1		SHAFT,Center Balancer
55		1		DRUM,Cable,Left (W/Bearings)
56		1		DRUM,Cable,Right(W/Bearings)
57		2		WASHER,Thrust
58		2		SPACER,Spring
59	4267 431	1		SPRING,Torsion,Left
60	4267 433	1		SPRING,Torsion,Right
61		2		CONE,Winding
62		4		SCREW,Set (3/8 - 16 x 5/8 Hex Head)
63		2		PIN,Cotter (3/16 x 1 1/2)
64	4267 533	1		PLATE,Latch
65	4267 485	1		GLASS,Door

<b>LIGHT</b>	A = All Sport Utility (Ramcharger).	B = All Compact Models.	D = Conventional Cab.
<b>DUTY</b>	AD = 2 Wheel Drive Only (Ramcharger).	CB-MB = Compact Front Section Only.	W = Conventional Cab 4 Wheel Drive.
<b>CODES:</b>	AW = 4 Wheel Drive Only (Ramcharger).	P = Forward Control Chassis.	M = Motor Home.

**MEDIUM-HEAVY CODES:** XNT = Low Cab Forward. D = Conventional Cab. S = School Bus. W = 4-Wheel Drive.

AR=Use as Required

#=New Part Number

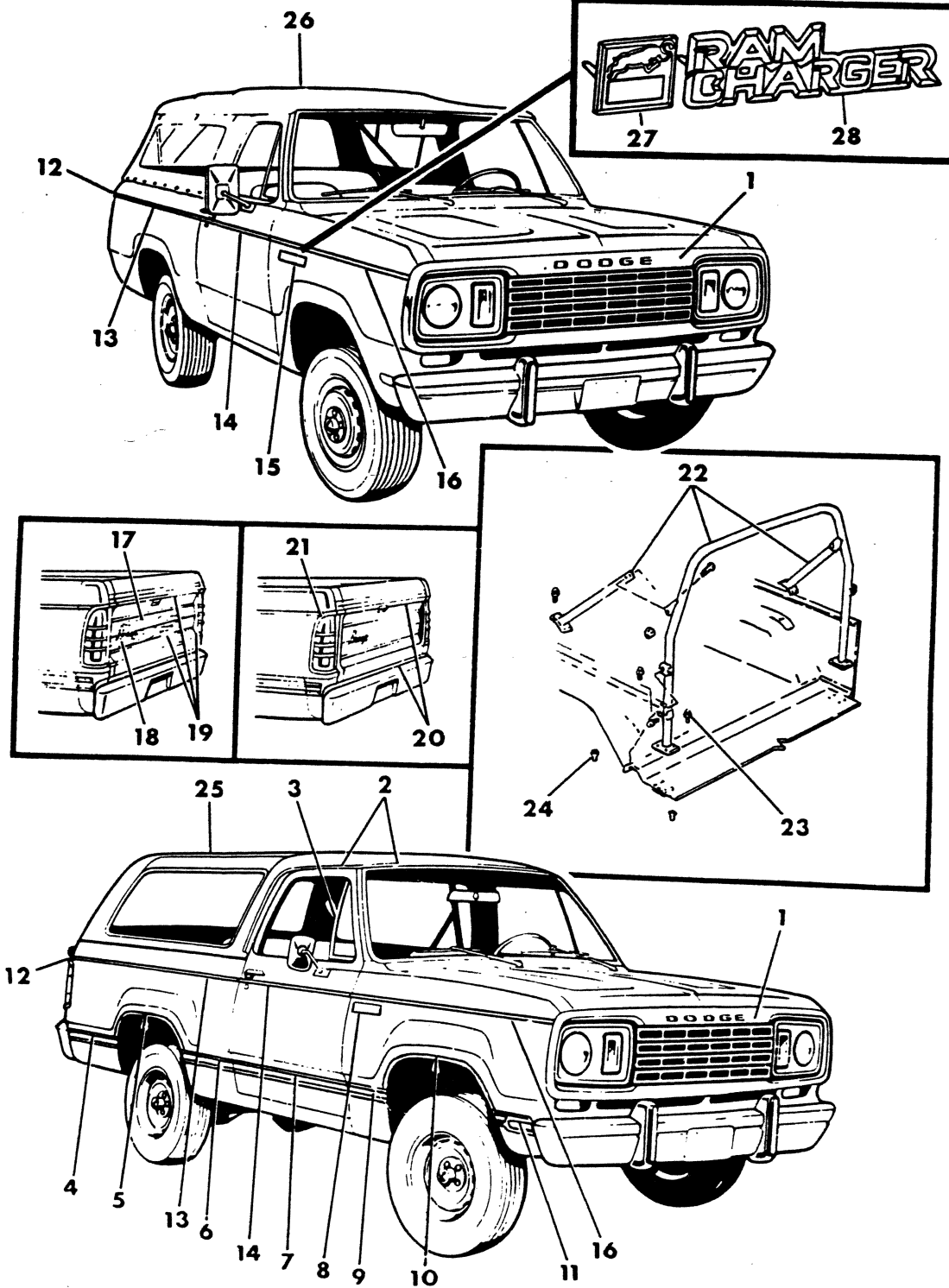
Printed in U.S.A.

June, 1982



8323 5000A

## MOULDINGS, EXTERIOR & ROOF AD-AW1



ITEM	PART NUMBER	QTY	MODEL	DESCRIPTION
<b>MOULDINGS, EXTERIOR &amp; ROOF</b>				
<b>AD-AW1</b>				
1	4033 360	1		NAME PLATE - Dodge, Grille - 1978
	4033 329	1		Plymouth, 1978
	4084 778	1		NAME PLATE - Dodge, Hood, 1979-80-81
	4084 468	1		Plymouth, 1979-80-81
	6000 050	1		Retainer, Name Plate
2	3494 578-9	1		MOULDING, Frt. Drip Rail
	3494 576-7	1		Side Drip Rail
3	3498 070-1	1		MOULDING, Frt. Door Div. Channel
4	4033 308-9	1		MOULDING, Express Box, Rear, 1978-79-80
	4205 732-3	1		1981 - w/Insert
5	3739 350-1	1		MOULDING, Rear Wheel Opng., 1978-79-80
	4160 380-1	1		1981 - w/Insert
6	4033 314-5	1		MOULDING, Express Box Front, 1978-79-80
	4205 730-1	1		1981 - w/Insert
7	4033 280-1	1		MOULDING, Front Door, 1978-79-80
	4205 728-9	1		1981 - w/Insert
8	3739 984	2		NAME PLATE, "Ram Charger", 1978-79-80
	4214 449	2		1981
	3811 405	2		MEDALLION, "SE", 1978-79-80
	4214 447	2		NAME PLATE, Frt. Fndr. (Power Ram)
9	4033 276-7	1		MOULDING, Frt. Fender, Rear, 1978-79-80
	4205 726-7	1		1981 - w/Insert
10	3739 352-3	1		MOULDING, Frt. Fender Wheelhouse, 1978-79-80
	4160 372-3	1		1981
11	4033 274-5	1		MOULDING, Frt. Fender, Front, 1978-79-80
	4211 692-3	1		1981 w/Insert
12	4049 856-7	1		MOULDING, Express Box Side Ext. w/o Tail Lamp Bezel, 1978-79-80
	4049 854-5	1		w/Tail Lamp Bezel, 1978-79-80
	4205 758-9	1		EXT.- Side Pnl. Outer Upper Mldg.- 1981
13	4049 853	2		MOULDING, Express Box Side, 1978-79-80
	4205 760	2		1981
	6003 616	AR		Retainer, Side Pnl. Upper Mldg.
14	4049 852	2		MOULDING, Front Door, 1978-79-80
	4267 860-1	1		1981
15	3739 984	2		NAME PLATE, "Ram Charger", 1978-79-80
	3824 196	2		"Trailduster", 1978-79-80
	4214 498	2		"Trailduster", 1981
	3749 083	2		Plaque & Insert "Sport", 1978-79-80
16	4049 851	2		MOULDING, Front Fender, 1978-79-80
	4205 718-9	1		1981
17	4033 393	1		OVERLAY, Tailgate, 1978-79-80
18	3739 982	1		NAME PLATE, "Dodge Ram Charger", 1978-79-80
	4033 397	1		Trailduster, 1978-79-80
	3749 326	1		"Plymouth"
	4214 467	1		"Dodge Ram" - 1981
	4214 443	1		APPLIQUE ASSY, "Dodge Ram" - 1981
	4214 437	1		"Plymouth Trailduster" - 1981
19	4033 378	1		MOULDING, Tailgate, Upper - Up To 3-21-78
	4084 814	1		After 3-21-78, 1978-79-80

<b>LIGHT DUTY CODES:</b>	A = All Sport Utility (Ramcharger).	B = All Compact Models.	D = Conventional Cab.
	AD = 2 Wheel Drive Only (Ramcharger).	CB-MB = Compact Front Section Only.	W = Conventional Cab 4 Wheel Drive.
	AW = 4 Wheel Drive Only (Ramcharger).	P = Forward Control Chassis.	M = Motor Home.

**MEDIUM-HEAVY CODES:** XNT = Low Cab Forward. D = Conventional Cab. S = School Bus. W = 4-Wheel Drive.

AR=Use as Required

# = New Part Number

Printed in U.S.A.

June, 1982

# 1978-81 LIGHT DUTY TRUCK PARTS CATALOG

BODY

ITEM	PART NUMBER	QTY	MODEL	DESCRIPTION
------	-------------	-----	-------	-------------

## MOULDINGS, EXTERIOR & ROOF AD-AW1

	4033 379	1		Lower, 1978-79-80
	4033 380	2		End, 1978-79-80
	6003 300	AR		RETAINER, T/Gate Upper Mldg. (Small), 1978-79-80
	6003 334	AR		RETAINER, T/Gate Lwr. Mldg. (Small), 1978-79-80
20	3837 916	1		MOULDING, Tailgate, Upper, 1978-79-80
	3837 915	1		Lower, 1978-79-80
	3494 972	1		Upper Center, 1978-79-80
	6003 300	AR		RETAINER, Tailgate Uper Mldg. (Small),Not Shown, 1978-79-80
	6003 331	AR		RETAINER, Tailgate Lwr. Mldg. (Large),Not Shown, 1978-79-80
21	3494 604-5	1		BEZEL, Tail Lamp, 1978-79-80
22	3824 580	1		ROLL BAR, 1978-79-80
	4212 390	1		1981
	3824 572	2		REINF., Roll Bar to Ctr. U/Body - Up to 3-26-79
	4166 480	2		After 3-26-79, 1979-80
	4212 408-9	1		REINFORCEMENT, Roll Bar Strut To W/Hsg. Mtg.- 1981
	3824 573	2		Roll Bar Strut to Wheelhouse - Up To 3-26-79
	4166 481	2		After 3-26-79 - 1980
	3829 240-1	1		BRACKET, Roll Bar to Side Panel, 1978-9
23	6030 506	AR		SCREW
24	4087 642	AR		CAP, Rr. Seat Safty Belt Mtg.
25	3829 878	1		ROOF, Hard Top, 1978-79-80
26	3879 676	1		ROOF, Soft Top, White, 1978-79-80
	3879 677	1		Black, 1978-79-80
27	4214 478-9	1		MEDALLION, Frt. Fndr. N/Plate - 1981
	4214 391	2		Insert, Frt. Fndr. Medallion "Custom 150"- 1981
	4214 403	2		"Royal S.E. 150"- 1981
	6003 698	2		Retainer, Medallion Ram Base - 1981
	3811 445	2		BASE, Frt. Fndr. Plymouth N/Plate - 1981
	5209 129	2		Insert, "Plymouth" Frt. Fndr. Base - 1981
28	4214 449	2		NAME PLATE, Frt. Fndr. "RAM CHARGER"- 1981
	4214 498	2		"TRAILDUSTER"- 1981
	4214 455	2		"BIG HORN"- 1981

NOTE: Roof Shell Only (Glass, Weatherstrips, Upper Lift Gate & Attaching Parts Not Included)

<b>LIGHT</b>	A = All Sport Utility (Ramcharger).	B = All Compact Models.	D = Conventional Cab.
<b>DUTY</b>	AD = 2 Wheel Drive Only (Ramcharger).	CB-MB = Compact Front Section Only.	W = Conventional Cab 4 Wheel Drive.
<b>CODES:</b>	AW = 4 Wheel Drive Only (Ramcharger).	P = Forward Control Chassis.	M = Motor Home.
<b>MEDIUM-HEAVY CODES:</b> XNT = Low Cab Forward. D = Conventional Cab. S = School Bus. W = 4-Wheel Drive.			

AR=Use as Required

# =New Part Number

Printed in U.S.A.

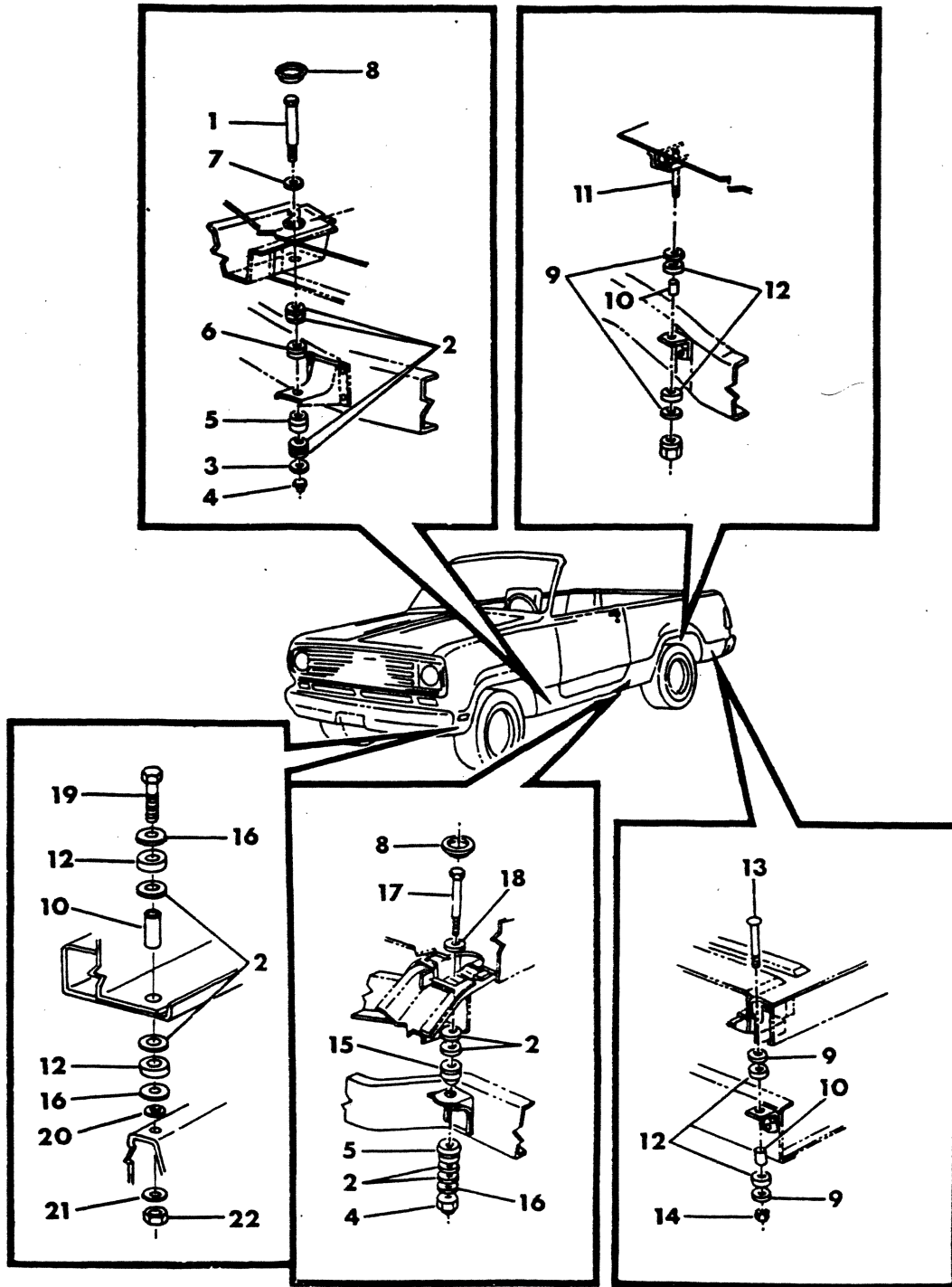
June, 1982





## BODY HOLD DOWN AD-AW1

8323 5100B



ITEM	PART NUMBER	QTY	MODEL	DESCRIPTION
<b>BODY HOLD DOWN AD-AW1</b>				
1	6029 643	2		BOLT, 1/2-20 x 4.00
2		4		SPACER (Not Serv.)
3				WASHER (Not Serv.)
4	152 349	2		LOCKNUT, 1/2-20
5	1563 193	4		INSULATOR
6	3495 321	2		INSULATOR - 1978
7	4113 614	2		1979-80-81
				WASHER (Not Serv.)
8	6029 941	AR		PLUG - 1978
	6030 883	AR		1979-80-81
9	6030 188	8		WASHER, Neck Bolt
10	3829 243	4		SPACER
11	152 579	2		Stud
12	3495 417	12		INSULATOR
13				BOLT, Neck, 7/16-14 x 4.50 (Not Serv.)
14	271 502	2		NUT & WASHER, 7/16-14
15	4033 724	2		INSULATOR - 1978
	4113 616	2		INSULATOR - 1979-80-81
16		2		WASHER (Not Serviced)
17	6031 366	2		BOLT, Body Hold Down Fr.
18				WASHER, (Not Serv.)
	4033 722	2		REINF.ASSY. U/Body Rr. C/Sill Rr. Hold Down, 1978-79-80
	4168 074	2		1981
	3827 142-3	1		BRACKET, Frt. Hold Down
	3822 725	2		Rear
19	181 147	2		BOLT, Body Hold Down, Frt.
20	6026 647	2		RETAINER, Frt.
21		2		WASHER, Cone (Not Serv.)
22	152 346	2		LOCKNUT, (7/16 - 14)

<b>LIGHT</b>	A = All Sport Utility (Ramcharger).	B = All Compact Models.	D = Conventional Cab.
<b>DUTY</b>	AD = 2 Wheel Drive Only (Ramcharger).	CB-MB = Compact Front Section Only.	W = Conventional Cab 4 Wheel Drive.
<b>CODES:</b>	AW = 4 Wheel Drive Only (Ramcharger).	P = Forward Control Chassis.	M = Motor Home.

**MEDIUM-HEAVY CODES:** XNT = Low Cab Forward. D = Conventional Cab. S = School Bus. W = 4-Wheel Drive.

AR=Use as Required

# = New Part Number

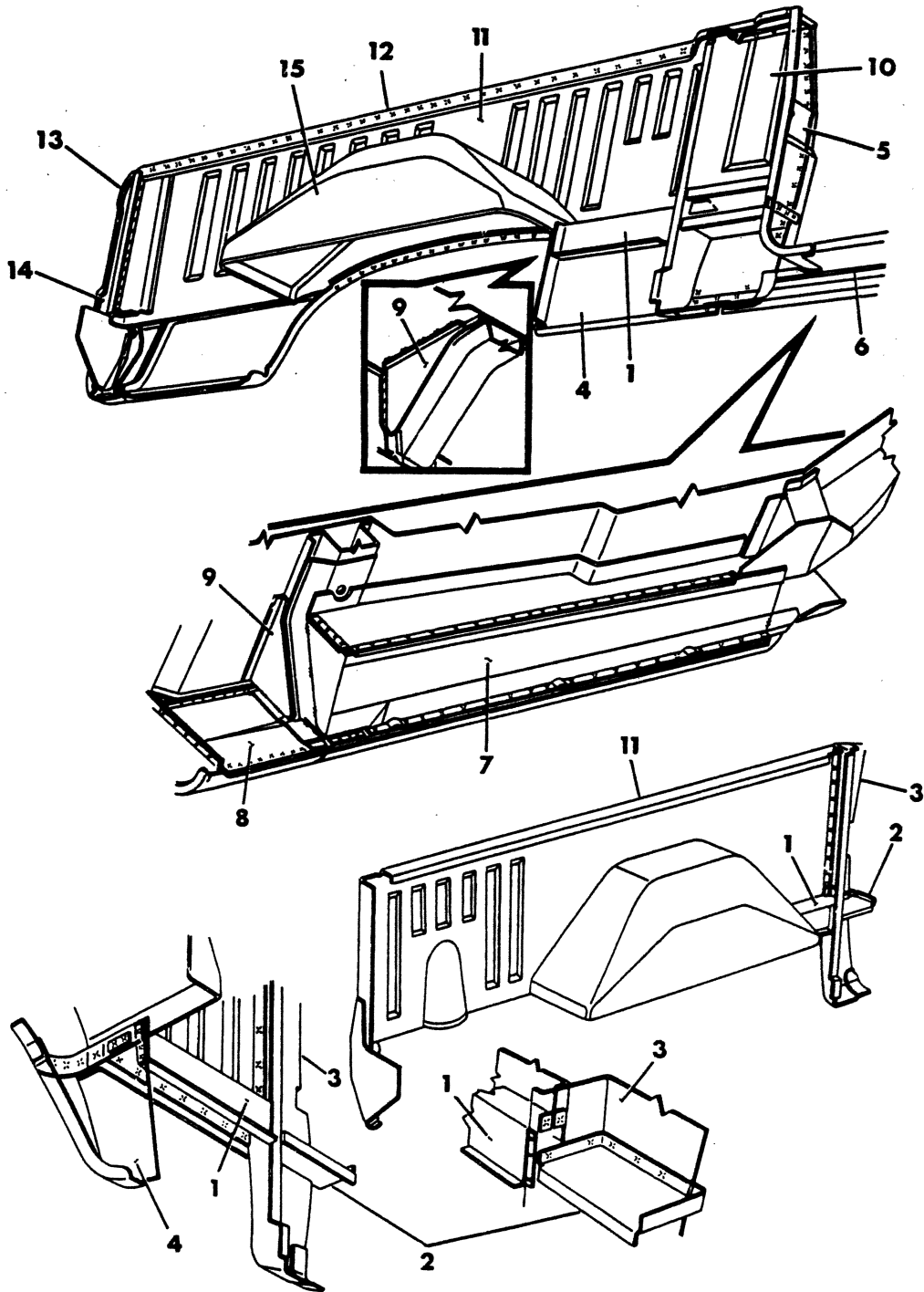
Printed in U.S.A.

June, 1982

# 1978-81 LIGHT DUTY TRUCK PARTS CATALOG

## BODY PANELS, REAR - AD, AW (1978-79-80)

8323 5150



ITEM	PART NUMBER	QTY	MODEL	DESCRIPTION
<b>BODY PANELS, REAR - AD, AW (1978-79-80)</b>				
1	3737 432-3	1		PANEL, Extension to Side Panel, Inner
2	3739 376-7	1		SUPPORT, Side Lock Pillar to Inner Pillar
3	3737 460-1	1		PILLAR, Side Lock, Outer
4	3737 464-5	1		EXTENSION, Wheelhouse Panel, Front
	3495 534-5	1		EXTENSION, Wheelhouse Panel, Rear
5	4113 310-1	1		PILLAR, Side Lock
	2893 939	2		TAPPING PLATE, Striker
6	3824 540-1	1		SILL, Underbody, Front, 1978-9
	4166 256-7	1		1980
7	3739 430-1	1		PANEL, Long Rail to Side Sill
8	3739 374-5	1		PANEL, Underbody to Floor Close Off
9	3737 434-5	1		PANEL, Underbody to Floor Close Off
10	3737 462	1		PANEL, Side Lock Pillar, Inner - Right
	4161 235	1		Left
11	4166 838-9	1		PANEL ASSY., Side Complete
12	3737 456-7	1		PANEL ASSY., Side, Outer
13	3494 022-3	1		PANEL ASSY., Rear Corner, Outer
14	3639 550-1	1		REINFORCEMENT, Rr. Corner to Inner Pnl.- Up To 4-23-79
	4113 980-1	1		After 4-23-79
15	4033 194	2		PANEL, Wheelhouse
--	2480 957	2		PLUG, Side Pnl. Inner Right (Not Shown)
--	3737 436	1		SILL, U/Body Rr. Flr. Cross (Not Shown)

<b>LIGHT</b>	A = All Sport Utility (Ramcharger).	B = All Compact Models.	D = Conventional Cab.
<b>DUTY</b>	AD = 2 Wheel Drive Only (Ramcharger).	CB-MB = Compact Front Section Only.	W = Conventional Cab 4 Wheel Drive.
<b>CODES:</b>	AW = 4 Wheel Drive Only (Ramcharger).	P = Forward Control Chassis.	M = Motor Home.
<b>MEDIUM-HEAVY CODES:</b>	XNT = Low Cab Forward.	D = Conventional Cab.	S = School Bus. W = 4-Wheel Drive.

AR=Use as Required

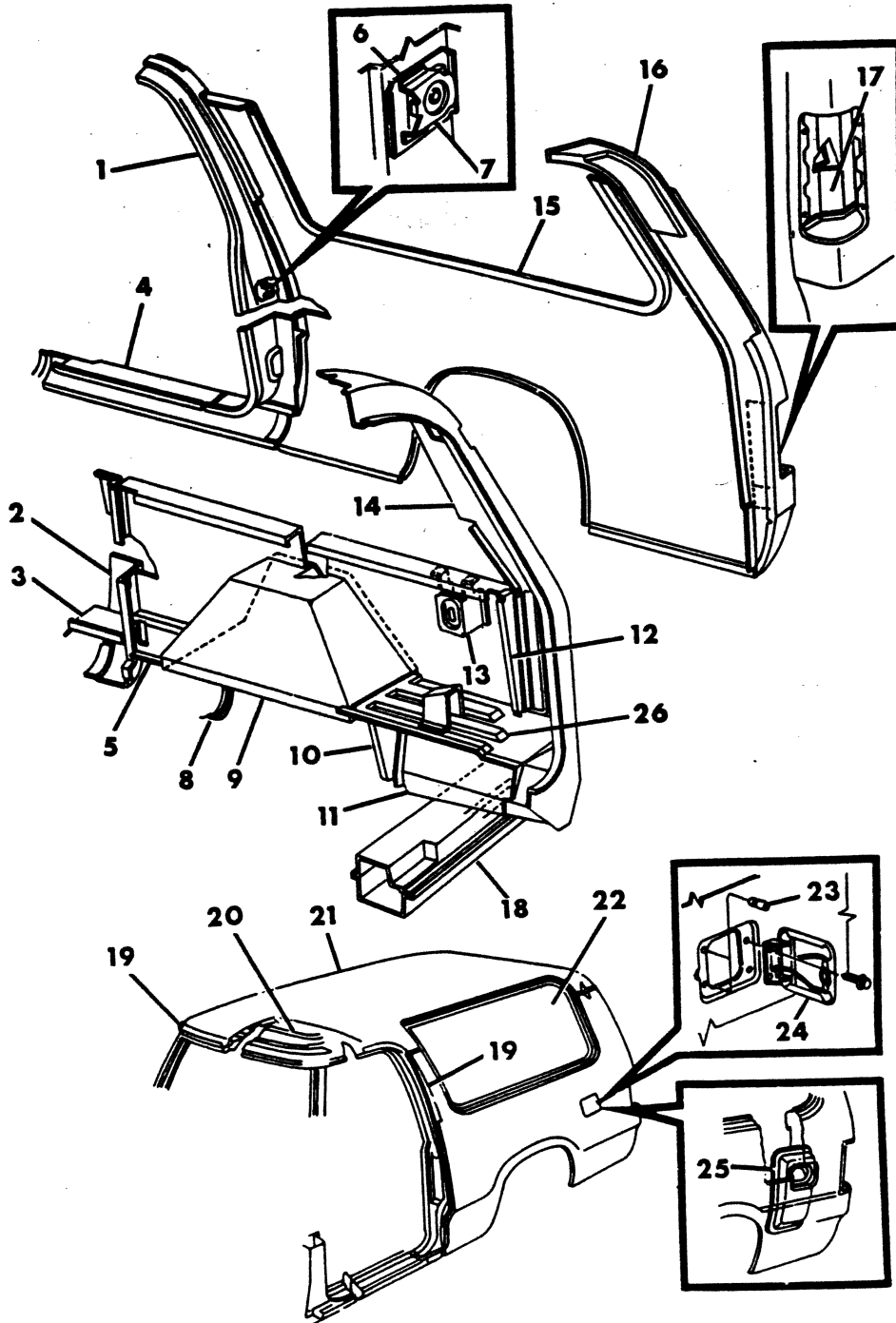
# =New Part Number

Printed in U.S.A.

June, 1982

8323 5175A

BODY PANELS - REAR  
ROOF PANEL & RR. QTR. GLASS  
AD-AW (1981)



BODY

# 1978-81 LIGHT DUTY TRUCK PARTS CATALOG

ITEM	PART NUMBER	QTY	MODEL	DESCRIPTION
<b>BODY PANELS - REAR</b>				
<b>ROOF PANEL &amp; RR. QTR. GLASS</b>				
<b>AD-AW (1981)</b>				
1	4212 140-1	1	AD-AW	PILLAR, Frt. Dr. Lock
2	4168 026-7	1	AD-AW	PILLAR, Side Lk. Outer Lwr.
	4168 004-5	1	AD-AW	Side Lk. Inner
3	4168 174-5	1	AD-AW	FILLER, Plr., Lwr. Inner
4	4212 312-3	1	AD-AW	PANEL, u/Body Side Sill - Frt.
	4168 084-5	1	AD-AW	Extension Side Sill Reinf.
5	4168 006-7	1	AD-AW	PANEL, Ext. To Side Pnl. Inr.
6	3824 601	2	AD-AW	RETAINER, Side Lk. Frt. Dr. Plr. Striker T/Plate
7	2893 939	2	AD-AW	T/PLATE, Side Lk. Frt. Dr. Plr. Striker
8	3737 464-5	1	AD-AW	EXTENSION, w/House Pnl. Frt.
9	4212 224	2	AD-AW	PANEL, w/House
10	4212 612-3	1	AD-AW	EXTENSION, w/House Pnl. Rear
11	4168 012-3	1	AD-AW	PANEL, Side Rr. Lower Close Off
12	4168 018-9	1	AD-AW	EXTENSION, Rr. Plr. Inr. To Side Inner
13	4168 103	1	AD-AW	BRACKET, Side Pnl. I/Side Spare Whl. Mtg.
14	4168 062-3	1	AD-AW	PILLAR, Rr. Corner Outer
	4211 626-7	1	AD-AW	Rear Corner Inner
	4212 875	2	AD-AW	Ext. assy. Rr. Plr. Inr. To Side Inr.
15	4166 222-3	1	AD-AW	PANEL, Side Qtr.
	4166 226-7	1	AD-AW	Inner
16	4168 008-9	1	AD-AW	EXTENSION, Otr. Pnl. Rear
17	4168 034-5	1	AD-AW	PANEL ASSY., T/Lamp Close off
18	4168 091	1	AD-AW	SILL, U/Body Rr. Fr. Cross
	4212 946	1	AD-AW	Filler, rr. Sill To Bumper (Not Shown)
	4168 092	1	AD-AW	Reinf. Rr. Sill To Bumper (Not Shown)
	4212 944	2	AD-AW	Gusset, U/Body Rr. Sill To Plr. Outer (Not Shown)
19	4168 064-5	1	AD-AW	DRIP MLDG., Roof Rear
20	4166 225	1	AD-AW	PANEL, Roof Inner
	4168 100	1	AD-AW	Reinf. - Roof Inner Rr. To Roof Ext.
21	4166 220	1	AD-AW	PANEL, Roof Outer
	4168 060	1	AD-AW	Extension, Roof Outer Pnl. Rr.
	4168 996	2	AD-AW	Reinf. - Roof Ext. Hinge Mtg.
22	4168 104-5	1	AD-AW	GLASS, Rr. Qtr. Wdo.- Tinted
	4168 106-7	1	AD-AW	Privacy
23	5220 250	2	AD-AW	BUMPER, Fuel Filler Door
24	4134 147	1	AD-AW	DOOR ASSY., Qtr. Pnl. Fuel Filler
25	4168 015	1	AD-AW	PANEL, Side Inr. Pnl. Fuel Filler Hsg.
26	4168 088-9	1	AD-AW	PANEL, Rear Floor Outer

**LIGHT** A = All Sport Utility (Ramcharger). B = All Compact Models. D = Conventional Cab.  
**DUTY** AD = 2 Wheel Drive Only (Ramcharger). CB-MB = Compact Front Section Only. W = Conventional Cab 4 Wheel Drive.  
**CODES:** AW = 4 Wheel Drive Only (Ramcharger). P = Forward Control Chassis. M = Motor Home.

**MEDIUM-HEAVY CODES:** XNT = Low Cab Forward. D = Conventional Cab. S = School Bus. W = 4-Wheel Drive.

AR=Use as Required

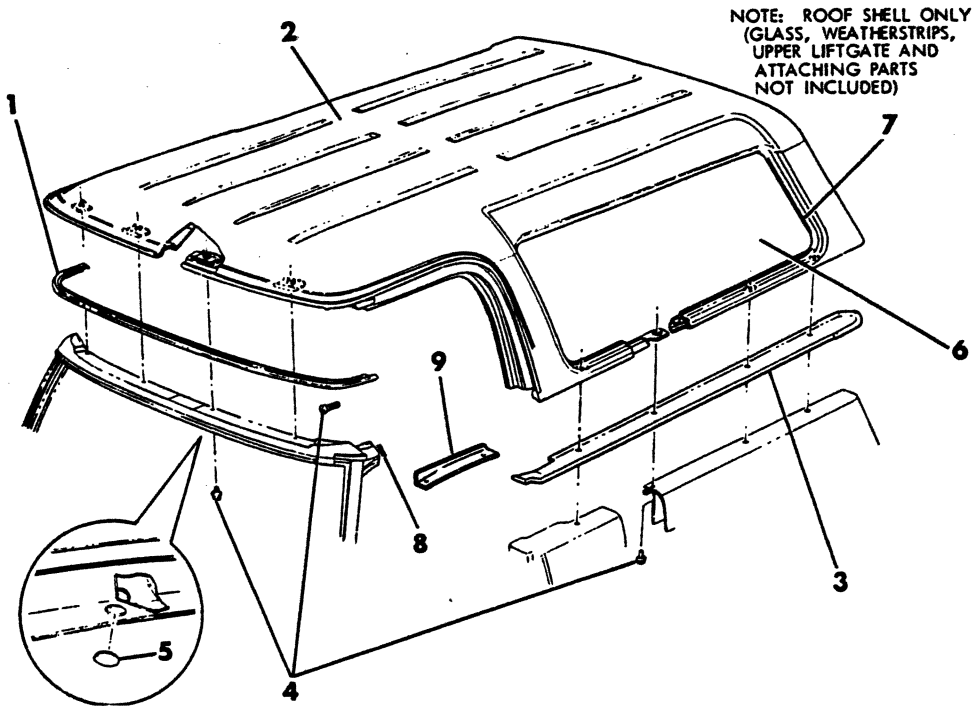
#=New Part Number

Printed in U.S.A.

June, 1982

ROOF, WEATHERSTRIPS AND GLASS  
AD-AW1 (1978-79-80)

8323 5200B





ITEM	PART NUMBER	QTY	MODEL	DESCRIPTION
<b>ROOF, WEATHERSTRIPS AND GLASS AD-AW1 (1978-79-80)</b>				
1	4186 470	1		WEATHERSTRIP, Roof Pnl. to Header
2	3829 878	1		ROOF SHELL
3	3899 238-9	1		WEATHERSTRIP, Side Panel
4	180 077	AR		SCREW
5	1882 735	1		PLUG
6	3899 378-9	1		GLASS, Clear
	3899 380-1	1		Tinted
	4082 064-5	1		Privacy
7	4033 740	2		WEATHERSTRIP, Side Glass - 1978
	4118 656	2		1979-80
	4033 741	2		w/Moulding - 1978
	4118 657	2		1979-80
--	4084 911	2		RETAINER, Qtr. Wdo. w/Strip - 1979-80
--	3794 247	2		CAP, Qtr. Wdo. Retainer - 1979-80
8	3829 718	2		CAP ASSY., Header, Inner
9	4113 988-9	1		COVER, Hinge Pillar To Roof Seal
--	3737 513	1		DRIP MLDG., Roof Pnl. Frt. w/Shield Hdr.(Not Shown)
--	3737 992-3	1		DRIP MLDG., Roof Pnl. Inner Upper Rr. & Lwr. Rr. Lift Gate (Not Shown)

<b>LIGHT</b>	A = All Sport Utility (Ramcharger).	B = All Compact Models.	D = Conventional Cab.
<b>DUTY</b>	AD = 2 Wheel Drive Only (Ramcharger).	CB-MB = Compact Front Section Only.	W = Conventional Cab 4 Wheel Drive.
<b>CODES:</b>	AW = 4 Wheel Drive Only (Ramcharger).	P = Forward Control Chassis.	M = Motor Home.

**MEDIUM-HEAVY CODES:** XNT = Low Cab Forward. D = Conventional Cab. S = School Bus. W = 4-Wheel Drive.

AR=Use as Required

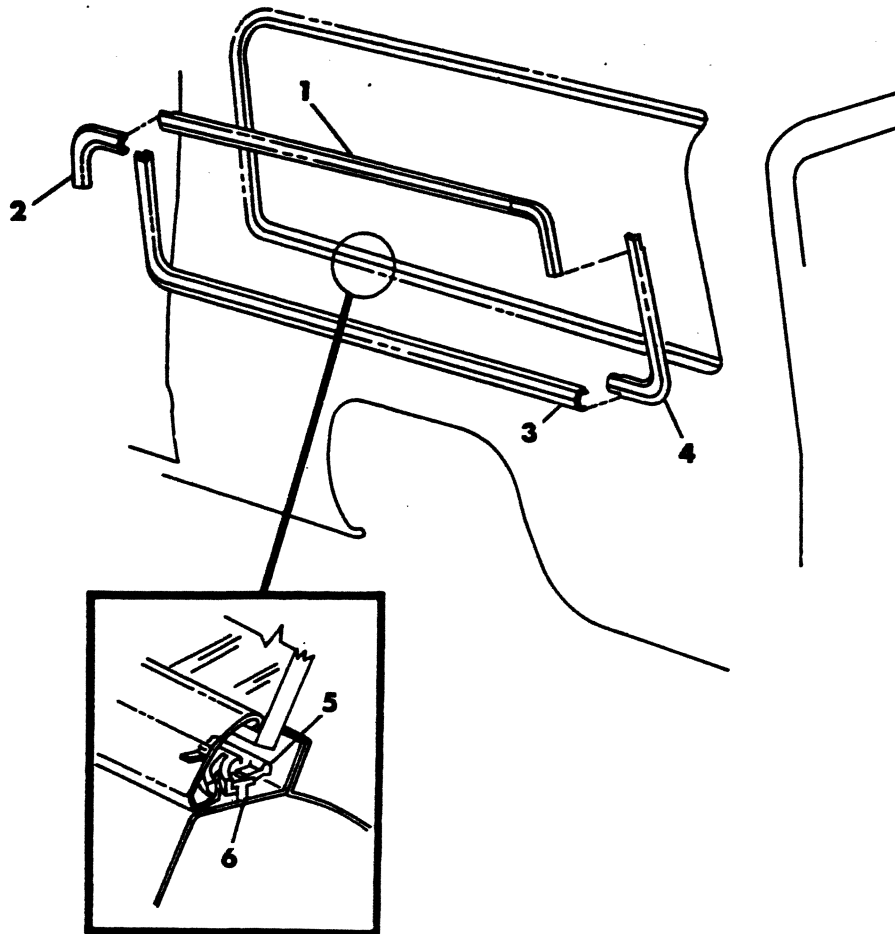
# =New Part Number

Printed in U.S.A.

June, 1982

MOULDINGS - REAR QTR. WINDOW  
AD-AW  
1981

8323 5225



ITEM	PART NUMBER	QTY	MODEL	DESCRIPTION
<b>MOULDINGS - REAR QTR. WINDOW AD-AW 1981</b>				
1	4168 742-3	1		MOULDING ASSY, s/Qtr. Pnl. wdo. Opng. Upr.
2	4168 736-7	1		MOULDING, S/Qtr. Pnl. Wdo. Opng. Upr. Corner
3	4211 806-7	1		MOULDING ASSY, S/Qtr. Pnl. wdo. Opng. Lwr.
4	4214 040-1	1		MOULDING ASSY, S/Qtr. Pnl. wdo. Opng. Lwr. Corner
5	6003 753	19		RETAINER, Moulding
6	6026 581	19		W/STUD, Moulding

<b>LIGHT</b>	A = All Sport Utility (Ramcharger).	B = All Compact Models.	D = Conventional Cab.
<b>DUTY</b>	AD = 2 Wheel Drive Only (Ramcharger).	CB-MB = Compact Front Section Only.	W = Conventional Cab 4 Wheel Drive.
<b>CODES:</b>	AW = 4 Wheel Drive Only (Ramcharger).	P = Forward Control Chassis.	M = Motor Home.

---

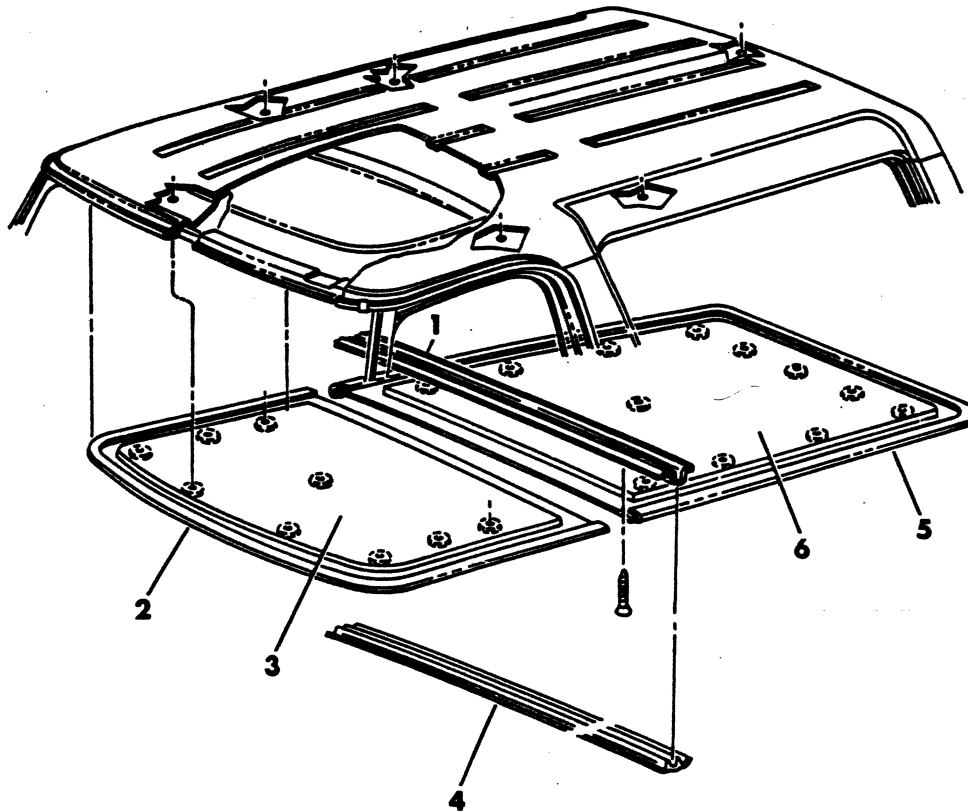
**MEDIUM-HEAVY CODES:** XNT = Low Cab Forward. D = Conventional Cab. S = School Bus. W = 4-Wheel Drive.

---

AR=Use as Required      # =New Part Number      Printed in U.S.A.      June, 1982

8323 5250A

HEADLINING - AD, AW , 1979-80-81



ITEM	PART NUMBER	QTY	MODEL	DESCRIPTION
<b>HEADLINING - AD, AW , 1979-80-81</b>				
1	4113 564	1		RETAINER, Roof H/Lining Mldg., 1979-80
	4215 238	1		1981
2	4113 561	1		CAP, Headlining Edge, Front, 1979-80
	4118 357	1		1981
3	4113 584	1		PANEL, Headlining, Front, 1979-80
	4168 145	1		Black - 1981
	4168 146	1		Blue - 1981
	4168 148	1		Cashmere - 1981
	4168 149	1		Red - 1981
4	4083 505	1		MOULDING, Headlining Panel
5	4113 561	1	AD,AW	CAP, Roof, Headlining Edge, Rear
6	4113 585	1		PANEL, Headlining, Rear, 1979-80
	4168 151	1		Black, 1981
	4168 152	1		Blue, 1981
	4168 154	1		Cashmere, 1981
	4168 155	1		Red, 1981

<b>LIGHT</b>	A = All Sport Utility (Ramcharger).	B = All Compact Models.	D = Conventional Cab.
<b>DUTY</b>	AD = 2 Wheel Drive Only (Ramcharger).	CB-MB = Compact Front Section Only.	W = Conventional Cab 4 Wheel Drive.
<b>CODES:</b>	AW = 4 Wheel Drive Only (Ramcharger).	P = Forward Control Chassis.	M = Motor Home.

**MEDIUM-HEAVY CODES:** XNT = Low Cab Forward. D = Conventional Cab. S = School Bus. W = 4-Wheel Drive.

AR=Use as Required

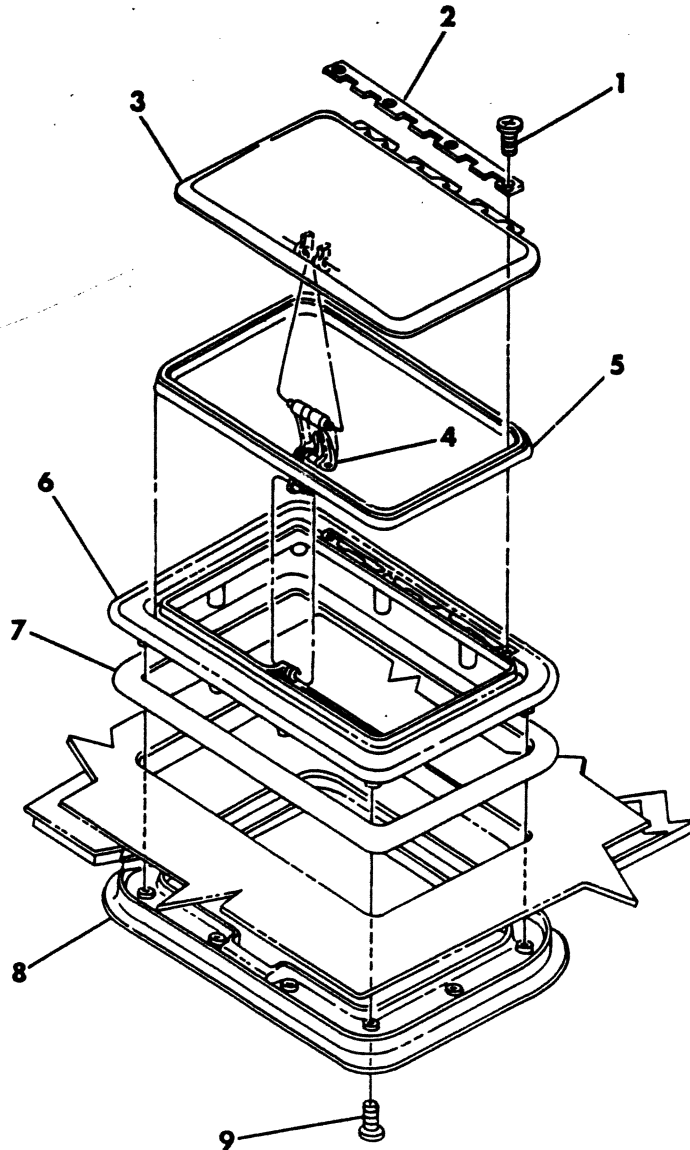
# = New Part Number

Printed in U.S.A.

June, 1982

8323 5275

ROOF VENT  
AD-AW1  
1981



ITEM	PART NUMBER	QTY	MODEL	DESCRIPTION
<b>ROOF VENT</b>				
<b>AD-AW1</b>				
<b>1981</b>				
—	4211 633	1	AD-AW	ROOF VENT PKG.
1	1535 653	4	AD-AW	SCREW, Roof Vent Hinge (6-14x.50)
2	4212 885	1	AD-AW	RETAINER, Roof Vent Hinge
3	4212 880	1	AD-AW	COVER, Roof Vent
4	4212 972	1	AD-AW	HANDLE PKG. Roof Vent
5	4262 101	1	AD-AW	SEAL - Roof Vent - Outer Frame
6		1	AD-AW	FRAME, Roof Vent (Service in Pkg.)
7		1	AD-AW	TAPE,Butyl,Otr. Frame to Roof (0.200" Dia. Do Not Service)
8	4212 881	1	AD-AW	RING - Roof Vent Trim
9		10	AD-AW	SCREW, Roof Vent (10-16x.875 Do Not Service)

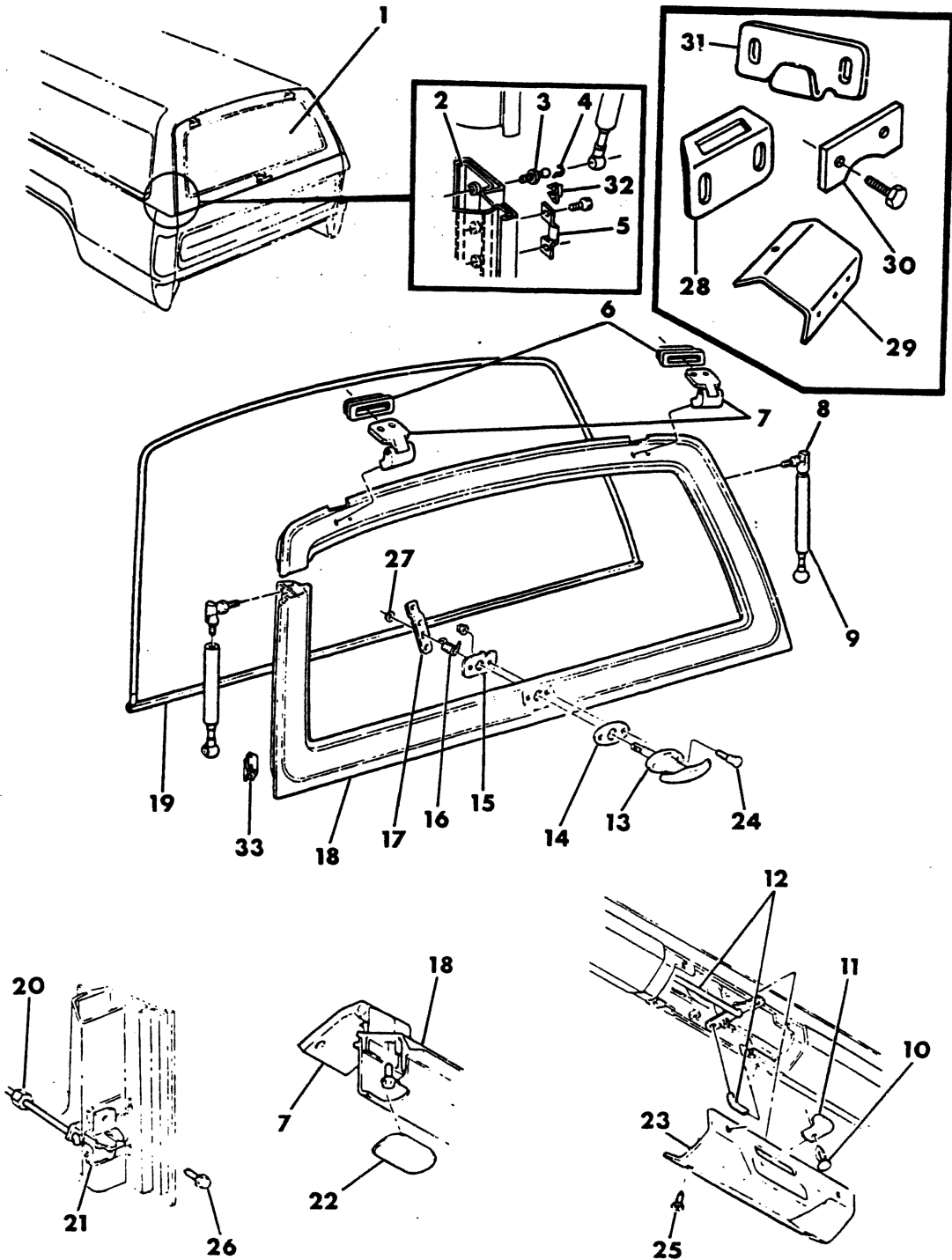
**LIGHT DUTY CODES:** A = All Sport Utility (Ramcharger). B = All Compact Models. D = Conventional Cab.  
 AD = 2 Wheel Drive Only (Ramcharger). CB-MB = Compact Front Section Only. W = Conventional Cab 4 Wheel Drive.  
 AW = 4 Wheel Drive Only (Ramcharger). P = Forward Control Chassis. M = Motor Home.

**MEDIUM-HEAVY CODES:** XNT = Low Cab Forward. D = Conventional Cab. S = School Bus. W = 4-Wheel Drive.

AR=Use as Required # =New Part Number Printed in U.S.A. June, 1982

8323 5300A

LIFT GATE  
AD-AW1  
1978-79-80





ITEM	PART NUMBER	QTY	MODEL	DESCRIPTION
<b>LIFT GATE</b>				
<b>AD-AW1</b>				
<b>1978-79-80</b>				
1	3737 620	1		GLASS, Lift Gate, Clear
	3737 621	1		Tinted
	4082 062	1		Sunscreen
	3737 503	1		WEATHERSTRIP, Glass w/o Mldg.
	4082 111	1		WEATHERSTRIP, Glass w/ Mldg.
2	3739 438	2		REINFORCEMENT, Roof to Lift Rod & Striker Mtg.- 1978
	4113 465	2		1979-80
3	3739 523	2		BALL STUD, Lift Gate Rod
4	3739 524	2		SPRING RETAINER, Lift Gate
5	3824 498	2		STRIKER, Lift Gate Lock to Roof Inner Panel Lwr. Rear - 1978
	4113 477	2		1979-80
6	3899 280-1	1		SEAL, Lift Gate Body Half Hinge to Roof - Up To 5-7-79
	4211 096-7	1		After 5-7-79
7	4038 762-3	1		HINGE, Lift Gate - 1978
	4113 468-9	1		1979-80
	4033 711	4		BUSHING
8	3739 525	2		BALL JOINT, Lift Gate Lift Rod
9	3739 526	2		LIFT ROD, Lift Gate
10	3829 381	1		PIN, Lift Gate Inside Lock Release Handle to Cam
11	3737 961	1		KNOB, Lift Gate Inside Handle
12	3899 492-3	1		ROD, Lift Gate
13	3739 370	1		HANDLE,w/Cyl. & Keys, Up to 1-3-78
	4087 809	1		After 1-3-78
14	3739 371	1		ESCUTCHEON, Lift Gate Outside Lock Rel.
15	3737 484	1		REINFORCEMENT, Lift Gate Handle
16	3739 373	1		SPRING, Lift Gate Outside Lock Rel. Handle
	3454 220-1	1		CLIP, Spring
17	3899 494	1		CAM
18	3829 708	1		GATE, Lift - Up To 11-1-77
	4087 951	1		After 11-1-77
	4113 455	1		1979-80
	180 018	4		SCREW, Lift Gate Lock to Lock Reinf.
19	3737 512	1		WEATHERSTRIP, Lift Gate to Roof - 1978
	4084 869	1		1979-80
	4186 470	1		SEAL, Lift Gate Opening
20	3829 479	2		PAD, Lift Gate Lock Rel. Rod Antirattle
21	3737 480-1	1		LOCK, Lift Gate
22	6030 860	2		PLUG, Lift Gate Half Hinge Access Hole
	3829 946	2		COVER, Lift Gate Half Hinge Access Hole
23	3737 491	1		COVER, Lift Gate Inside Handle Access
24	6030 533	2		SCREW
25	9417 984	4		SCREW
26	180 018	4		SCREW
27		2		RETAINER (Not Serv.)
28	3829 703	1		STRIKER, Stabilizer
29	3829 688	2		BRACE, Inner Pnl. Lwr. Reinf.
30	3829 704	1		TAPPING PLATE, Lift Gate to Tailgate Stabilizer
31	3829 689	1		STABILIZER, Lift Gate to Tailgate
32	4113 474	2		STRIKER, Liftgate Stabilizer

LIGHT A = All Sport Utility (Ramcharger).

B = All Compact Models.

D = Conventional Cab.

DUTY AD = 2 Wheel Drive Only (Ramcharger).

CB-MB = Compact Front Section Only.

W = Conventional Cab 4 Wheel Drive.

CODES: AW = 4 Wheel Drive Only (Ramcharger).

P = Forward Control Chassis.

M = Motor Home.

MEDIUM-HEAVY CODES: XNT = Low Cab Forward. D = Conventional Cab. S = School Bus. W = 4-Wheel Drive.

AR=Use as Required

#=New Part Number

Printed in U.S.A.

June, 1982

# 1978-81 LIGHT DUTY TRUCK PARTS CATALOG

BODY

ITEM	PART NUMBER	QTY	MODEL	DESCRIPTION
------	-------------	-----	-------	-------------

**LIFT GATE  
 AD-AW1  
 1978-79-80**

33	4113 471	2		WEDGE, Liftgate Stabilizer
----	----------	---	--	----------------------------

**LIGHT** A = All Sport Utility (Ramcharger). B = All Compact Models. D = Conventional Cab.  
**DUTY** AD = 2 Wheel Drive Only (Ramcharger). CB-MB = Compact Front Section Only. W = Conventional Cab 4 Wheel Drive.  
**CODES:** AW = 4 Wheel Drive Only (Ramcharger). P = Forward Control Chassis. M = Motor Home.

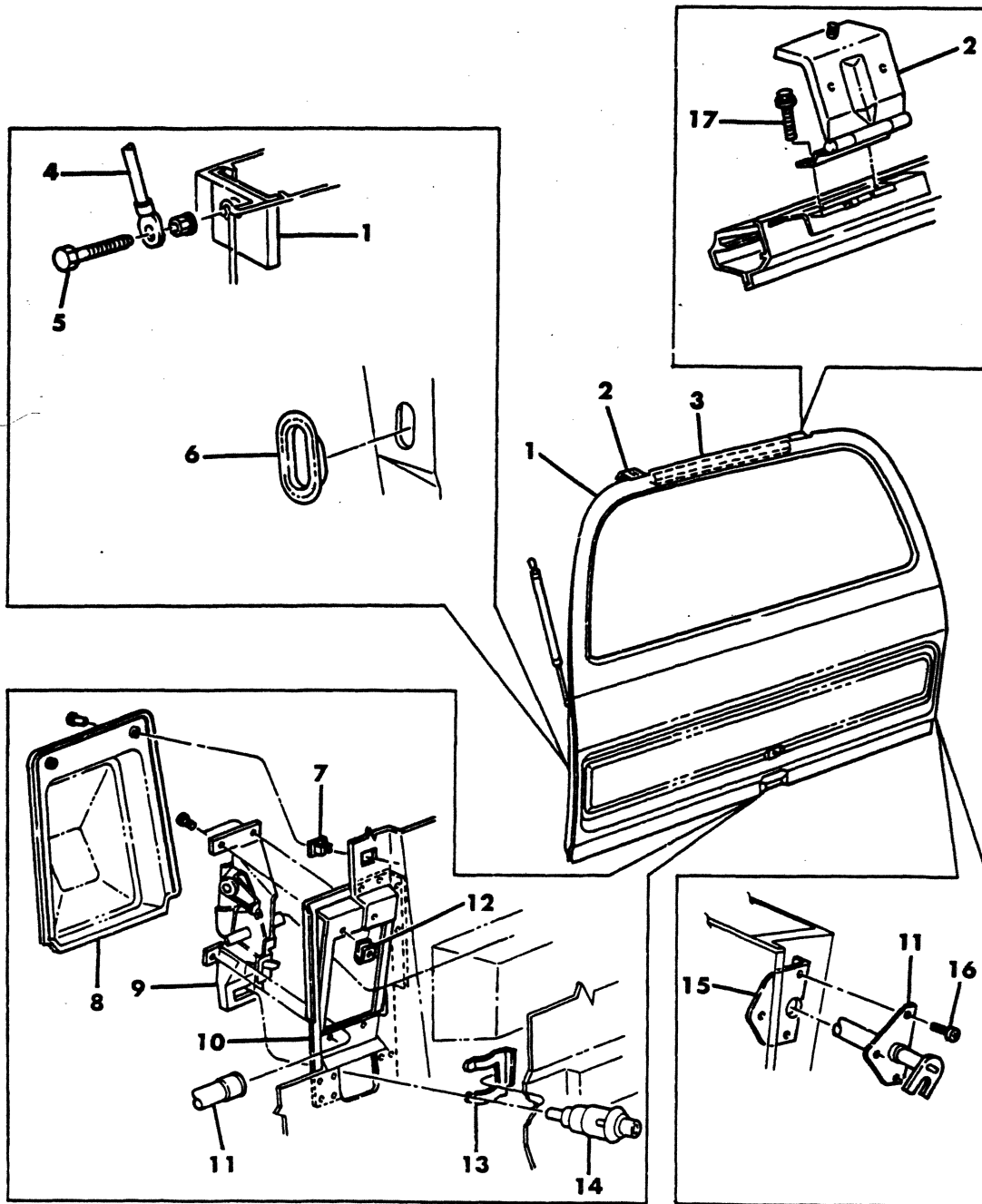
**MEDIUM-HEAVY CODES:** XNT = Low Cab Forward. D = Conventional Cab. S = School Bus. W = 4-Wheel Drive.

AR=Use as Required # =New Part Number Printed in U.S.A. June, 1982



1323 5325

HATCH GATE & ATTACHING PARTS  
AD-AW  
1981



ITEM	PART NUMBER	QTY	MODEL	DESCRIPTION
<b>HATCH GATE &amp; ATTACHING PARTS</b>				
<b>AD-AW</b>				
<b>1981</b>				
1	4166 232	1	AD-AW	HATCH GATE ASSY., Complete
2	4168 053	2	AD-AW	HINGE ASSY., H/Gate
	4168 996	2	AD-AW	REINF. ASSY., Roof Ext. Hinge Mtg.
3	4168 673	1	AD-AW	WEATHERSTRIP, H/Gate Aux. Opening.
4	4212 360	2	AD-AW	LIFT ROD ASSY., H/Gate
5	6031 915	4	AD-AW	SCREW, Lift Rod Assy. To Body
6	4212 415	1	AD-AW	PLUG, H/Gate Seal
7	6031 883	2	AD-AW	NUT
8	4212 379	1	AD-AW	COVER, H/Gate Latch Mtg.
9	4168 069	1	AD-AW	LATCH ASSY.,H/Gate,W/Switch
	5209 922	1	AD-AW	SWITCH,H/Gate Ajar
10		1	AD-AW	BRACKET, Latch Mtg. (Not Serv.)
11	4212 370-1	1	AD-AW	TUBE ASSY.,H/Gate Locking,Up To 2-16-81
11	4217 650-1	1	AD-AW	After 2-16-81
12	6028 419	4	AD-AW	J - NUT
13	4212 382	1	AD-AW	RETAINER, Key Cyl. & Hsg. Push Button
14	4212 386	1	AD-AW	PUSH BUTTON ASSY., H/Gate Locking
	4212 388	1	AD-AW	KEY, H/Gate Lock Cyl.
15	4212 414	2	AD-AW	REINFORCEMENT ASSY., H/Gate Locking Tube Mtg.
16	152 749	6	AD-AW	SCREW, (10 - 24x5/8)
17	6031 846	4	AD-AW	SCREW, (5/16 - 18x1.25)

**LIGHT DUTY CODES:** A = All Sport Utility (Ramcharger). B = All Compact Models. D = Conventional Cab.  
AD = 2 Wheel Drive Only (Ramcharger). CB-MB = Compact Front Section Only. W = Conventional Cab 4 Wheel Drive.  
CODES: AW = 4 Wheel Drive Only (Ramcharger). P = Forward Control Chassis. M = Motor Home.

**MEDIUM-HEAVY CODES:** XNT = Low Cab Forward. D = Conventional Cab. S = School Bus. W = 4-Wheel Drive.

AR=Use as Required

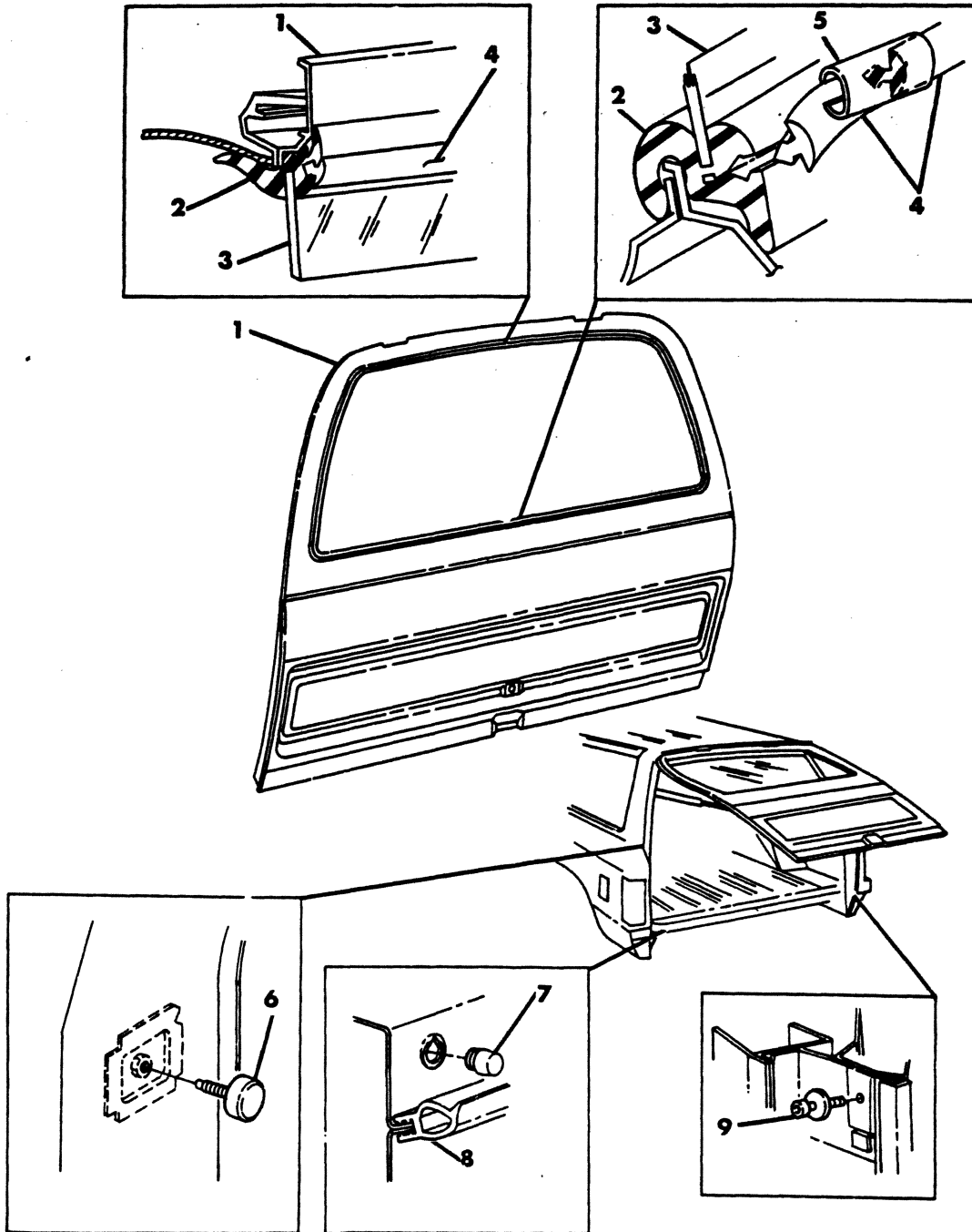
# =New Part Number

Printed in U.S.A.

June, 1982

8323 5350

## GLASS, WEATHERSTRIP & STRIKER - H/GATE AD-AW 1981



BODY

# 1978-81 LIGHT DUTY TRUCK PARTS CATALOG

ITEM	PART NUMBER	QTY	MODEL	DESCRIPTION
<b>GLASS, WEATHERSTRIP &amp; STRIKER - H/GATE</b>				
<b>AD-AW</b>				
<b>1981</b>				
1	4166 232	1	AD-AW	HATCH GATE ASSY., Comp.
2	4168 677	1	AD-AW	WEATHERSTRIP, H/Gate Glass (Low-Line)
	4168 948	1	AD-AW	(HI-LINE)
3	4168 070	1	AD-AW	GLASS, H/Gate - Clear
	4168 101	1	AD-AW	Tinted
	4168 102	1	AD-AW	Privacy
4	4084 911	1	AD-AW	RETAINER, Glass W/Strip (HI-LINE)
5	3794 247	1	AD-AW	CAP. Rr. H/Gate Retainer (HI-LINE)
6	6031 916	2	AD-AW	STABILIZER ASSY., H/Gate
7	5230 376	2	AD-AW	BUMPER, u/Body Rr. Flr. Cross Sill
8	4168 671	1	AD-AW	WEATHERSTRIP, H/Gate Opening - Body, Up To 2-6-81
	4217 660	1	AD-AW	After 2-6-81
9	6031 952	2	AD-AW	STRIKER ASSY., H/Gate Lock To Ext.Qtr.Pnl., Up To 2-16-81
	6032 086	2	AD-AW	After 2-16-81
	4212 362	2	AD-AW	Tapping Plate, H/Gate Striker Mtg.
	4212 363	2	AD-AW	Retainer, H/Gate Striker T/Plate

<b>LIGHT</b>	A = All Sport Utility (Ramcharger).	B = All Compact Models.	D = Conventional Cab.
<b>DUTY</b>	AD = 2 Wheel Drive Only (Ramcharger).	CB-MB = Compact Front Section Only.	W = Conventional Cab 4 Wheel Drive.
<b>CODES:</b>	AW = 4 Wheel Drive Only (Ramcharger).	P = Forward Control Chassis.	M = Motor Home.

**MEDIUM-HEAVY CODES:** XNT = Low Cab Forward. D = Conventional Cab. S = School Bus. W = 4-Wheel Drive.

AR=Use as Required

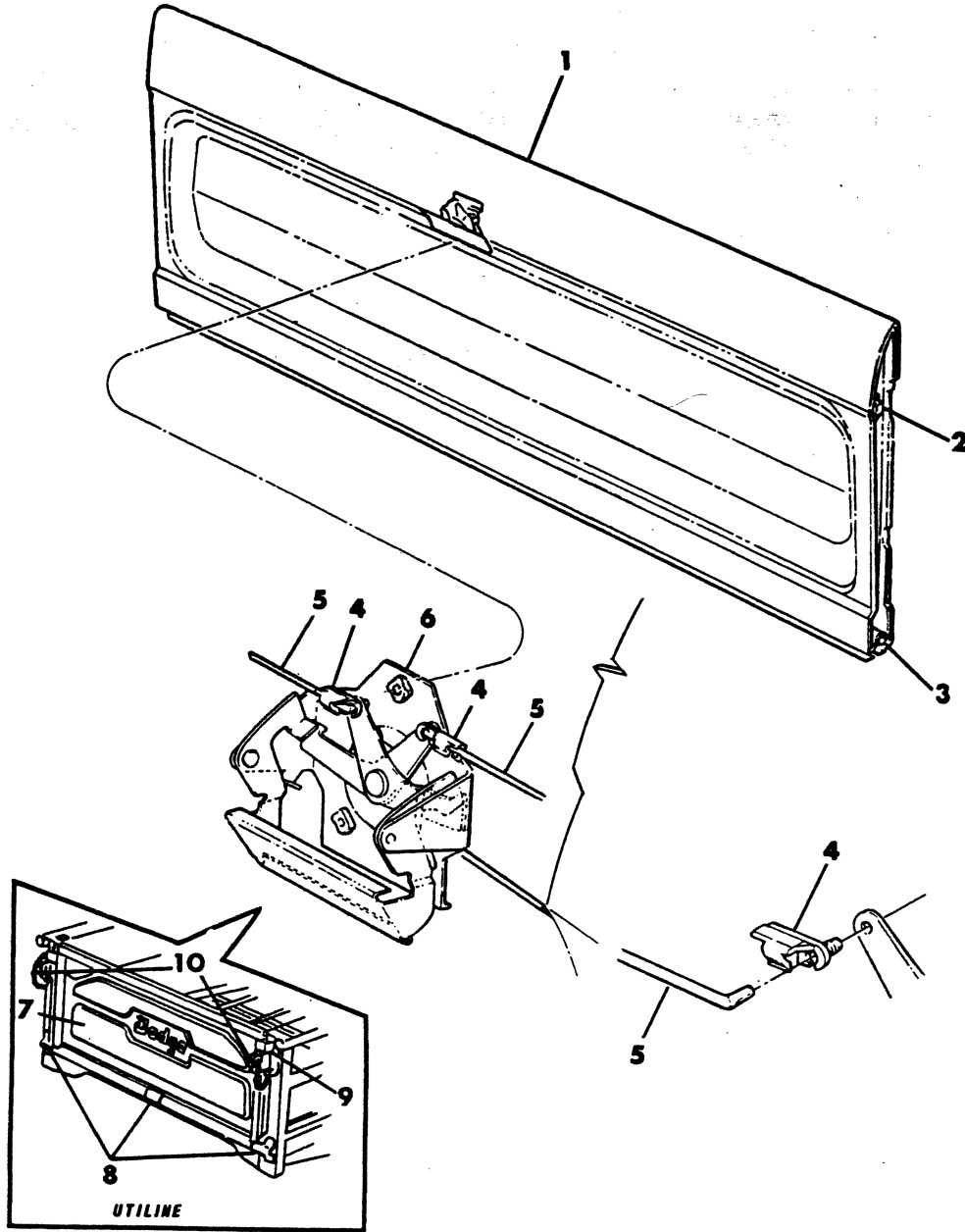
# = New Part Number

Printed in U.S.A.

June, 1982

8323 5400

TAILGATE  
A-D-W1,2,3





ITEM	PART NUMBER	QTY	MODEL	DESCRIPTION
<b>TAILGATE</b>				
<b>A-D-W1,2,3</b>				
1	4033 199	1	A-D-W	TAILGATE, Except Utiline - 1978
	4113 262	1	A-D-W	1979-80
	4212 834	1	D-W	TAILGATE ASSY., w/o Embossed Dodge Ram - 1981
	4212 891	1	D-W	TAILGATE ASSY., w/Embossed "Dodge Ram"- 1981
	3739 366	1		WEATHERSTRIP, Tailgate Side and Lower - 1978
	4113 538	1		1979-80
	4113 540	1	AD-AW	RETAINER, T/Gate W/Strip To Sill
	3494 077	2		ARM, Tailgate Check, Swepline
	3495 634	2		STRIKER, Rear Corner Pnl. Tailgate Bolt (See Item #2 Latch Assy. For 1981 Appl.)
	3730 812	4		RETAINER, Tailgate Check Arm
	3639 185	2		BUMPER, Tailgate Check Arm, 1978-79-80
	4168 312	2		1981
	3639 325	2		Rear Corner Panel Tailgate, Up To 10-20-81
	4262 069	2		After 10-20-81
	3829 752	1		PLATE, Tailgate to Outside Spare Tire Carrier Bumper
2	3636 026	2		LOCK, Tailgate , Up to 3-15-80
	4211 130	2	A-D-W	After 3-15-80
	4168 176-7	1	D-W	LATCH ASSY., T/Gate (Caliper Lock) 1981
3	3494 074-5	1		BUSHING, Pivot Pin, 1978-79-80
	4168 302	1		Right -1981
	3494 075	1		Left - 1981
4	2945 108-9	1		CLIP, Tailgate Lock Bolt Rod
5	3495 758	2		ROD, Tailgate Lock Bolt - 1978
	4113 481	2		1979-80
	4211 133	2		1981
6	3495 757	1		HANDLE, Tailgate Lock, 1978-79-80
	4211 542	1		1981
	3498 238	1		HOUSING, Handle, Adventurer SE & Sportsman
	2828 376	1		CUP, Tailgate Handle, Swepline
7	1097 926	1		TAILGATE, Utiline
8	1096 958	2		HINGE, Tailgate, Outer - Up To 12-1-79
	4212 703	2		After 12-1-79
	1398 087	1		Center, Up To 12-1-79
	4212 702	1		After 12-1-79
	4262 068	1		1981
	181 112	6		SCREW & WASHER, Hinge
9	1197 128-9	1		BRACKET, T/Gate Chain Side Pnl. Flare Brd. Rr. Support, Up To 12-1-79
	4212 698-9	1		After 12-1-79
10	1783 291	2		CHAIN, Tailgate (Up to 10-6-80)
	4212 819	2		(After 10-6-80)
--	3824 429	1	AD-AW	BAFFLE, Rear Cross Sill To T/Gate
--	4113 491	2		CLIP, Tailgate Lock Assy. Anti-Rattle (Not Shown)
--	2480 957	3		PLUG, T/Gate Inner Pnl. Access. Hole (Not Shown)

**LIGHT** A = All Sport Utility (Ramcharger). B = All Compact Models. D = Conventional Cab.  
**DUTY** AD = 2 Wheel Drive Only (Ramcharger). CB-MB = Compact Front Section Only. W = Conventional Cab 4 Wheel Drive.  
**CODES:** AW = 4 Wheel Drive Only (Ramcharger). P = Forward Control Chassis. M = Motor Home.

**MEDIUM-HEAVY CODES:** XNT = Low Cab Forward. D = Conventional Cab. S = School Bus. W = 4-Wheel Drive.

AR=Use as Required

# =New Part Number

Printed in U.S.A.

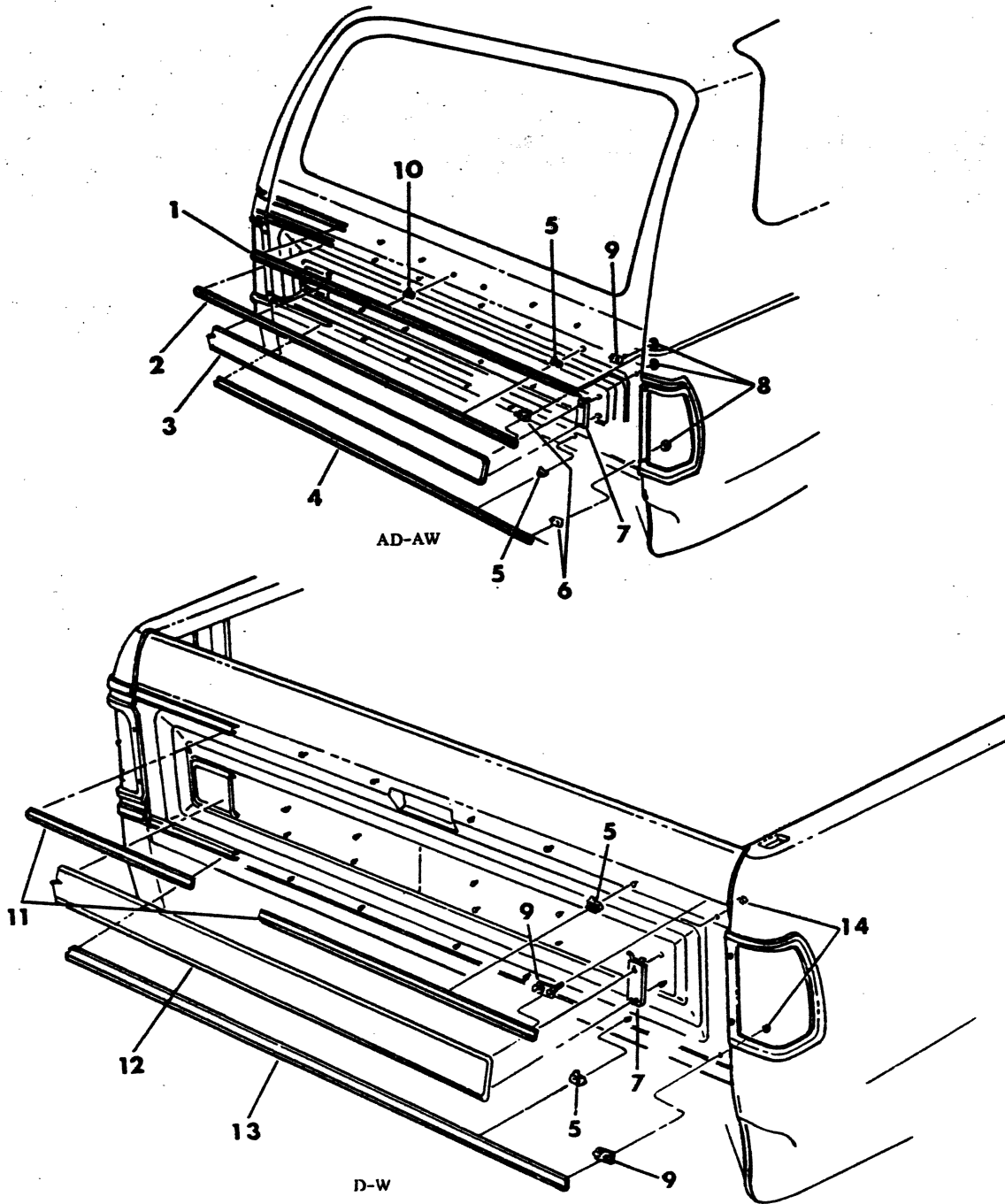
June, 1982

H/GATE & T/GATE MOULDINGS

A-D-W

1981

323 5425




ITEM	PART NUMBER	QTY	MODEL	DESCRIPTION
<b>H/GATE &amp; T/GATE MOULDINGS</b>				
<b>A-D-W</b>				
<b>1981</b>				
1	4205 737	1	AD-AW	MOULDING - Upper
2	4205 717	1	AD-AW	MOULDING - H/Gate Upper
3	4205 703	1	AD-AW	APPLIQUE - H/Gate Center w/o N/Plate
	4214 437	1	PD-PW	With N/Plate "Plymouth Trailduster"
	4214 443	1	AD-AW	With N/Plate "Dodge Ram"
4	4205 717	1	AD-AW	MOULDING - H/Gate Lower
5	3744 367	AR	A-D-W	RETAINER, Mldg.
6	6003 765	AR	AD-AW	RETAINER, Mldg.
7	4205 642	AR	A-D-W	RETAINER, Applique
8	9420 867	AR	AD-AW	NUT
9	6003 762	AR	A-D-W	RETAINER, Mldg.
10	6003 141	7	AD-AW	RETAINER, Mldg.
	3794 247	1	AD-AW	CAP, H/Gate Moulding (Not Shown)
11	4205 716	2	D-W	MOULDING - T/Gate Upper
	4205 737	1	D-W	T/Gate Upper (One Piece)
12	4205 703	1	D-W	APPLIQUE - T/Gate Center w/o N/Plate
	4214 443	1	D-W	With N/Plate "Dodge Ram"
13	4205 717	1	D-W	MOULDING - T/Gate Lower
14	6025 665	4	D-W	NUT

<b>LIGHT</b>	A = All Sport Utility (Ramcharger).	B = All Compact Models.	D = Conventional Cab.
<b>DUTY</b>	AD = 2 Wheel Drive Only (Ramcharger).	CB-MB = Compact Front Section Only.	W = Conventional Cab 4 Wheel Drive.
<b>CODES:</b>	AW = 4 Wheel Drive Only (Ramcharger).	P = Forward Control Chassis.	M = Motor Home.
<b>MEDIUM-HEAVY CODES:</b> XNT = Low Cab Forward. D = Conventional Cab. S = School Bus. W = 4-Wheel Drive.			
AR=Use as Required	# =New Part Number	Printed in U.S.A.	June, 1982

8323 5450B


SEATS, FRONT BENCH - A,D,W  
SEATS, REAR BENCH - D,W

Standard —  
CODE KL1



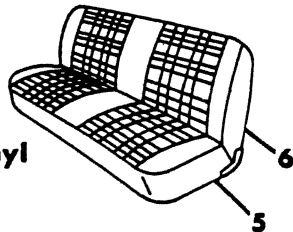
All-vinyl  
bench seat.

CODE KL3



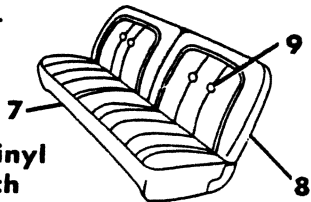
All-vinyl deluxe  
bench seat.

CODE KL4



Cloth-and-vinyl  
bench seat.

Standard —  
CODE KL5




Cloth-and-vinyl  
deluxe bench  
seat.

1978


PALOMINO PACKAGE  
TRIM

Optional Seat —  
CODE KL6



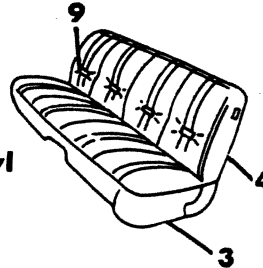
10 1979-80

Standard —  
CODE KL1



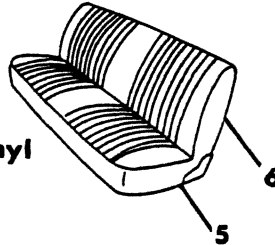
All-vinyl  
bench seat.

Seat — CODE KL3



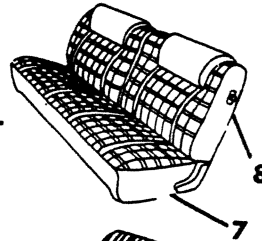
All deluxe vinyl  
bench seat.

Seat — CODE KL4



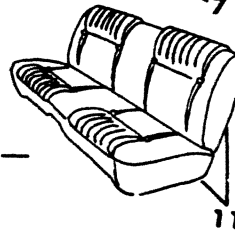
Cloth-and-vinyl  
bench seat.

Standard —  
CODE KL5



Deluxe cloth-  
and-vinyl  
bench seat.

Optional Seat —  
CODE KL7



11

ITEM	PART NUMBER	QTY	MODEL	DESCRIPTION
<b>SEATS, FRONT BENCH - A,D,W</b>				
<b>SEATS, REAR BENCH - D,W</b>				
1			D-W	CUSHION ASSY., Exc. Club Cab, Frt. & Rr. (Sales Code KL1)
	4035 113	1	D-W	Black - Up To 4-1-78
	4113 214	1	D-W	Black - After 4-1-78
	4119 680	1	D-W	Black - 1979-80
	4219 567	1	D-W	Black - 1981
	4035 114	1	D-W	Blue - Up To 4-1-78
	4113 215	1	D-W	Blue - After 4-1-78
	4119 681	1	D-W	Blue - 1979
	4168 354	1	D-W	Blue - 1980
	4219 568	1	D-W	Blue - 1981
	4035 115	1	D-W	Green - Up To 4-1-78
	4113 216	1	D-W	Green - After 4-1-78
	4119 682	1	D-W	Green - 1979-80
	4038 559	1	D-W	Caramel - Up To 4-1-78
	4113 217	1	D-W	Caramel - After 4-1-78
	4119 683	1	D-W	Cashmere - 1979-80
	4219 570	1	D-W	Cashmere - 1981
	4082 226	1	D-W	Red - Up To 4-1-78
	4113 218	1	D-W	Red - After 4-1-78
	4119 684	1	D-W	Red - 1979
	4168 355	1	D-W	Red - 1980
	4219 571	1	D-W	Red - 1981
			D-W	COVER, Cushion Exc. Club Cab Frt. & Rr.(Sales Code KL1)
	4035 105	1	D-W	Black - Up To 4-1-78
	4113 071	1	D-W	Black - After 4-1-78
	4119 675	1	D-W	Black - 1979-80
	4214 960	1	D-W	Black - 1981
	4035 106	1	D-W	Blue - Up To 4-1-78
	4113 072	1	D-W	Blue - After 4-1-78
	4119 676	1	D-W	Blue - 1979
	4161 970	1	D-W	Blue - 1980
	4214 961	1	D-W	Blue - 1981
	4035 107	1	D-W	Green - Up To 4-1-78
	4113 073	1	D-W	Green - After 4-1-78
	4119 677	1	D-W	Green - 1979-80
	4038 557	1	D-W	Caramel - Up To 4-1-78
	4113 074	1	D-W	Caramel - After 4-1-78
	4119 678	1	D-W	Cashmere - 1979-80
	4214 962	1	D-W	Cashmere - 1981
	4082 224	1	D-W	Red - Up To 4-1-78
	4113 075	1	D-W	Red - After 4-1-78
	4119 679	1	D-W	Red - 1979
	4161 971	1	D-W	Red - 1980
	4214 963	1	D-W	Red - 1981
			D-W	CUSHION ASSY., Club Cab Front ( Sales Code KL1)
	4035 417	1	D-W	Black - Up To 4-1-78
	4113 235	1	D-W	Black - After 4-1-78
	4168 437	1	D-W	Black - 1979-80
	4035 426	1	D-W	Blue - Up To 4-1-78

**LIGHT** A = All Sport Utility (Ramcharger). B = All Compact Models. D = Conventional Cab.  
**DUTY** AD = 2 Wheel Drive Only (Ramcharger). CB-MB = Compact Front Section Only. W = Conventional Cab 4 Wheel Drive.  
**CODES:** AW = 4 Wheel Drive Only (Ramcharger). P = Forward Control Chassis. M = Motor Home.

**MEDIUM-HEAVY CODES:** XNT = Low Cab Forward. D = Conventional Cab. S = School Bus. W = 4-Wheel Drive.

AR=Use as Required

# = New Part Number

Printed in U.S.A.

June, 1982

# 1978-81 LIGHT DUTY TRUCK PARTS CATALOG

BODY

ITEM	PART NUMBER	QTY	MODEL	DESCRIPTION
<b>SEATS, FRONT BENCH - A,D,W</b>				
<b>SEATS, REAR BENCH - D,W</b>				
	4113 236	1	D-W	Blue - After 4-1-78
	4168 438	1	D-W	Blue - 1979
	4168 584	1	D-W	Blue - 1980
	4035 427	1	D-W	Green - Up To 4-1-78
	4113 237	1	D-W	Green - After 4-1-78
	4168 439	1	D-W	Green - 1979-80
	4038 574	1	D-W	Caramel - Up To 4-1-78
	4113 238	1	D-W	Caramel - After 4-1-78
	4168 440	1	D-W	Cashmere - 1979-80
	4082 326	1	D-W	Red - Up To 4-1-78
	4113 239	1	D-W	Red - After 4-1-78
	4168 441	1	D-W	Red - 1979
	4168 585	1	D-W	Red - 1980
			D-W	<b>COVER, Cushion, Club Cab, Front ( Sales Code KL1)</b>
	4035 413	1	D-W	Black - Up To 4-1-78
	4113 081	1	D-W	Black - After 4-1-78
	4119 615	1	D-W	Black - 1979-80
	4035 414	1	D-W	Blue - Up To 4-1-78
	4113 082	1	D-W	Blue - After 4-1-78
	4119 616	1	D-W	Blue - 1979
	4161 944	1	D-W	Blue - 1980
	4035 415	1	D-W	Green - Up To 4-1-78
	4113 083	1	D-W	Green - After 4-1-78
	4119 617	1	D-W	Green - 1979-80
	4038 568	1	D-W	Caramel - Up To 4-1-78
	4113 084	1	D-W	Caramel- After 4-1-78
	4119 618	1	D-W	Cashmere - 1979-80
	4082 324	1	D-W	Red - Up To 4-1-78
	4113 085	1	D-W	Red - After 4-1-78
	4119 619	1	D-W	Red - 1979
	4161 945	1	D-W	Red - 1980
2			D-W	<b>BACK ASSY., Exc. Club Frt. &amp; Rr.(Sales Code KL1)</b>
	4035 242	1	D-W	Black - Up To 4-1-78
	4113 230	1	D-W	Black - After 4-1-78
	4119 685	1	D-W	Black - 1979-80
	4219 573	1	D-W	Black - 1981
	4035 243	1	D-W	Blue - Up To 4-1-78
	4113 231	1	D-W	Blue - After 4-1-78
	4119 686	1	D-W	Blue - 1979
	4168 356	1	D-W	Blue - 1980
	4219 574	1	D-W	Blue - 1981
	4035 244	1	D-W	Green - Up To 4-1-78
	4113 232	1	D-W	Green - After 4-1-78
	4119 687	1	D-W	Green - 1979-80
	4038 561	1	D-W	Caramel - Up To 4-1-78
	4113 233	1	D-W	Caramel - After 4-1-78
	4119 688	1	D-W	Cashmere - 1979-80
	4219 576	1	D-W	Cashmere - 1981
	4082 228	1	D-W	Red - Up To 4-1-78

<b>LIGHT</b>	A = All Sport Utility (Ramcharger).	B = All Compact Models.	D = Conventional Cab.
<b>DUTY</b>	AD = 2 Wheel Drive Only (Ramcharger).	CB-MB = Compact Front Section Only.	W = Conventional Cab 4 Wheel Drive.
<b>CODES:</b>	AW = 4 Wheel Drive Only (Ramcharger).	P = Forward Control Chassis.	M = Motor Home.

**MEDIUM-HEAVY CODES:** XNT = Low Cab Forward. D = Conventional Cab. S = School Bus. W = 4-Wheel Drive.

AR=Use as Required

# =New Part Number

Printed in U.S.A.

June, 1982

ITEM	PART NUMBER	QTY	MODEL	DESCRIPTION
				<b>SEATS, FRONT BENCH - A,D,W</b>
				<b>SEATS, REAR BENCH - D,W</b>
	4113 234	1	D-W	Red - After 4-1-78
	4119 689	1	D-W	Red - 1979
	4168 357	1	D-W	Red - 1980
	4219 577	1	D-W	Red - 1981
			D-W	COVER, Back Exc. Club Cab Frt. & Rr. (Sales Code KL1)
	4035 109	1	D-W	Black - Up To 4-1-78
	4113 076	1	D-W	Black - After 4-1-78
	4119 670	1	D-W	Black - 1979-80
	4214 965	1	D-W	Black - 1981
	4035 110	1	D-W	Blue - Up To 4-1-78
	4113 077	1	D-W	Blue - After 4-1-78
	4119 671	1	D-W	Blue - 1979
	4161 968	1	D-W	Blue - 1980
	4214 966	1	D-W	Blue - 1981
	4035 111	1	D-W	Green - Up To 4-1-78
	4113 078	1	D-W	Green - After 4-1-78
	4119 672	1	D-W	Green - 1979-80
	4038 558	1	D-W	Caramel - Up To 4-1-78
	4113 079	1	D-W	Caramel - After 4-1-78
	4119 673	1	D-W	Cashmere - 1979-80
	4214 967	1	D-W	Cashmere - 1981
	4082 225	1	D-W	Red - Up To 4-1-78
	4113 080	1	D-W	Red - After 4-1-78
	4119 674	1	D-W	Red - 1979
	4161 969	1	D-W	Red - 1980
	4214 968	1	D-W	Red - 1981
			D-W	BACK ASSY., Club Cab Front (Sales Code KL1)
	4035 430-1	1	D-W	Black - Up To 4-1-78
	4113 240-1	1	D-W	Black - After 4-1-78
	4168 442-3	1	D-W	Black - 1979-80
	4035 432-3	1	D-W	Blue - Up To 4-1-78
	4113 242-3	1	D-W	Blue - After 4-1-78
	4168 444-5	1	D-W	Blue - 1979
	4168 580-1	1	D-W	Blue - 1980
	4035 434-5	1	D-W	Green - Up To 4-1-78
	4113 244-5	1	D-W	Green - After 4-1-78
	4168 446-7	1	D-W	Green - 1979-80
	4038 572-3	1	D-W	Caramel - Up To 4-1-78
	4113 246-7	1	D-W	Caramel - After 4-1-78
	4168 448-9	1	D-W	Cashmere - 1979-80
	4082 332-3	1	D-W	Red - Up To 4-1-78
	4113 248-9	1	D-W	Red - After 4-1-78
	4168 450-1	1	D-W	Red - 1979
	4168 582-3	1	D-W	Red - 1980
			D-W	COVER, Back, Club Cab Front (Sales Code KL1)
	4035 418-9	1	D-W	Black - Up To 4-1-78
	4113 086-7	1	D-W	Black - After 4-1-78
	4119 620-1	1	D-W	Black - 1979-80
	4035 420-1	1	D-W	Blue - Up To 4-1-78

LIGHT A = All Sport Utility (Ramcharger).

B = All Compact Models.

D = Conventional Cab.

DUTY AD = 2 Wheel Drive Only (Ramcharger).

CB-MB = Compact Front Section Only.

W = Conventional Cab 4 Wheel Drive.

CODES: AW = 4 Wheel Drive Only (Ramcharger).

P = Forward Control Chassis.

M = Motor Home.

MEDIUM-HEAVY CODES: XNT = Low Cab Forward. D = Conventional Cab. S = School Bus. W = 4-Wheel Drive.

AR=Use as Required

#=New Part Number

Printed in U.S.A.

June, 1982

# 1978-81 LIGHT DUTY TRUCK PARTS CATALOG

BODY

ITEM	PART NUMBER	QTY	MODEL	DESCRIPTION
<b>SEATS, FRONT BENCH - A,D,W</b>				
<b>SEATS, REAR BENCH - D,W</b>				
	4113 088-9	1	D-W	Blue - After 4-1-78
	4119 622-3	1	D-W	Blue - 1979
	4161 940-1	1	D-W	Blue - 1980
	4035 422-3	1	D-W	Green - Up To 4-1-78
	4113 090-1	1	D-W	Green - After 4-1-78
	4119 624-5	1	D-W	Green - 1979-80
	4038 570-1	1	D-W	Caramel - Up To 4-1-78
	4113 092-3	1	D-W	Caramel - After 4-1-78
	4119 626-7	1	D-W	Cashmere - 1979-80
	4082 330-1	1	D-W	Red - Up To 4-1-78
	4113 094-5	1	D-W	Red - After 4-1-78
	4119 628-9	1	D-W	Red - 1979
	4161 942-3	1	D-W	Red - 1980
3			D-W	CUSHION ASSY., Exc. Club Cab Frt. & Rr. (Sales Code KL3)
	4035 074	1	D-W	Black - 1978
	4119 513	1	D-W	Black - 1979-80
	4219 578	1	D-W	Black - 1981
	4035 075	1	D-W	Blue - 1978
	4119 514	1	D-W	Blue - 1979
	4168 344	1	D-W	Blue - 1980
	4219 579	1	D-W	Blue - 1981
	4035 076	1	D-W	Green - 1978
	4119 515	1	D-W	Green - 1979-80
	4035 078	1	D-W	Caramel - 1978
	4119 516	1	D-W	Cashmere - 1979-80
	4219 581	1	D-W	Cashmere - 1981
	4082 273	1	D-W	Red - 1978
	4119 517	1	D-W	Red - 1979
	4168 345	1	D-W	Red - 1980
	4219 582	1	D-W	Red - 1981
			D-W	COVER, Cushion Exc. Club Cab Frt. & Rr. (Sales Code KL3)
	4035 064	1	D-W	Black - 1978
	4119 503	1	D-W	Black - 1979-80
	4214 800	1	D-W	Black - 1981
	4035 065	1	D-W	Blue - 1978
	4119 504	1	D-W	Blue - 1979
	4161 966	1	D-W	Blue - 1980
	4214 801	1	D-W	Blue - 1981
	4035 066	1	D-W	Green - 1978
	4119 505	1	D-W	Green - 1979-80
	4035 068	1	D-W	Caramel - 1978
	4119 506	1	D-W	Cashmere - 1979-80
	4214 802	1	D-W	Cashmere - 1981
	4082 271	1	D-W	Red - 1978
	4119 507	1	D-W	Red - 1979
	4161 967	1	D-W	Red - 1980
	4214 803	1	D-W	Red - 1981
			A-D-W	CUSHION ASSY., Club Cab & Sport Utility, Frt. (Sales Code KL3)
	4035 463	1	D-W	Black - 1978

<b>LIGHT</b>	A = All Sport Utility (Ramcharger).	B = All Compact Models.	D = Conventional Cab.
<b>DUTY</b>	AD = 2 Wheel Drive Only (Ramcharger).	CB-MB = Compact Front Section Only.	W = Conventional Cab 4 Wheel Drive.
<b>CODES:</b>	AW = 4 Wheel Drive Only (Ramcharger).	P = Forward Control Chassis.	M = Motor Home.

**MEDIUM-HEAVY CODES:** XNT = Low Cab Forward. D = Conventional Cab. S = School Bus. W = 4-Wheel Drive.

AR=Use as Required

# = New Part Number

Printed in U.S.A.

June, 1982



ITEM	PART NUMBER	QTY	MODEL	DESCRIPTION
<b>SEATS, FRONT BENCH - A,D,W</b>				
<b>SEATS, REAR BENCH - D,W</b>				
	4168 462	1	D-W	Black - 1979-80
	4214 566	1	D-W	Black - 1981
	4035 474	1	A-D-W	Blue - 1978
	4168 463	1	A-D-W	Blue - 1979
	4168 590	1	A-D-W	Blue - 1980
	4214 567	1	A-D-W	Blue - 1981
	4035 475	1	A-D-W	Green - 1978
	4168 464	1	A-D-W	Green - 1979-80
	4035 477	1	A-D-W	Caramel - 1978
	4168 465	1	A-D-W	Cashmere - 1979-80
	4214 569	1	A-D-W	Cashmere - 1981
	4082 362	1	A-D-W	Red - 1978
	4168 466	1	A-D-W	Red - 1979
	4168 591	1	A-D-W	Red - 1980
	4214 570	1	A-D-W	Red - 1981
			A-D-W	COVER, Cushion, Frt. Club & Sport Utility (Sales Code KL3)
	4035 458	1	A-D-W	Black - 1978
	4119 523	1	A-D-W	Black - 1979-80
	4214 596	1	A-D-W	Black - 1981
	4035 459	1	A-D-W	Blue - 1978
	4119 524	1	A-D-W	Blue - 1979
	4161 956	1	A-D-W	Blue - 1980
	4214 597	1	A-D-W	Blue - 1981
	4035 460	1	A-D-W	Green - 1978
	4119 525	1	A-D-W	Green - 1979
	4035 462	1	A-D-W	Caramel - 1978
	4119 526	1	A-D-W	Cashmere - 1979-80
	4214 598	1	A-D-W	Cashmere - 1981
	4082 359	1	A-D-W	Red - 1978
	4119 527	1	A-D-W	Red - 1979
	4161 957	1	A-D-W	Red - 1980
	4214 599	1	A-D-W	Red - 1981
4			D-W	BACK ASSY., Exc. Club Cab Frt. & Rr. (Sales Code KL3)
	4035 079	1	D-W	Black - 1978
	4119 508	1	D-W	Black - 1979-80
	4219 583	1	D-W	Black - 1981
	4035 080	1	D-W	Blue - 1978
	4119 509	1	D-W	Blue - 1979
	4168 346	1	D-W	Blue - 1980
	4219 584	1	D-W	Blue - 1981
	4035 081	1	D-W	Green - 1978
	4119 510	1	D-W	Green - 1979-80
	4035 083	1	D-W	Caramel - 1978
	4119 511	1	D-W	Cashmere - 1979-80
	4219 586	1	D-W	Cashmere - 1981
	4082 274	1	D-W	Red - 1978
	4119 512	1	D-W	Red - 1979
	4168 347	1	D-W	Red - 1980
	4219 587	1	D-W	Red - 1981

**LIGHT DUTY** A = All Sport Utility (Ramcharger). B = All Compact Models. D = Conventional Cab.  
**DUTY** AD = 2 Wheel Drive Only (Ramcharger). CB-MB = Compact Front Section Only. W = Conventional Cab 4 Wheel Drive.  
**CODES:** AW = 4 Wheel Drive Only (Ramcharger). P = Forward Control Chassis. M = Motor Home.

**MEDIUM-HEAVY CODES:** XNT = Low Cab Forward. D = Conventional Cab. S = School Bus. W = 4-Wheel Drive.

# 1978-81 LIGHT DUTY TRUCK PARTS CATALOG

BODY

ITEM	PART NUMBER	QTY	MODEL	DESCRIPTION
<b>SEATS, FRONT BENCH - A,D,W</b>				
<b>SEATS, REAR BENCH - D,W</b>				
			D-W	COVER, Back Exc. Club Cab, Frt. & Rr. (Sales Code KL3)
	4035 069	1	D-W	Black - 1978
	4119 498	1	D-W	Black - 1979-80
	4214 804	1	D-W	Black - 1981
	4035 070	1	D-W	Blue - 1978
	4119 499	1	D-W	Blue - 1979
	4161 964	1	D-W	Blue - 1980
	4214 805	1	D-W	Blue - 1981
	4035 071	1	D-W	Green - 1978
	4119 500	1	D-W	Green - 1979-80
	4035 073	1	D-W	Caramel - 1978
	4119 501	1	D-W	Cashmere - 1979-80
	4214 806	1	D-W	Cashmere - 1981
	4082 272	1	D-W	Red - 1978
	4119 502	1	D-W	Red - 1979
	4161 965	1	D-W	Red - 1980
	4214 807	1	D-W	Red - 1981
			A-D-W	BACK ASSY. Frt., Club Cab & Sport Utility (Sales Code KL3)
	4035 478-9	1	A-D-W	Black - 1978
	4168 452-3	1	A-D-W	Black - 1979-80
	4214 572-3	1	A-D-W	Black - 1981
	4035 480-1	1	A-D-W	Blue - 1978
	4168 454-5	1	A-D-W	Blue - 1979
	4168 586-7	1	A-D-W	Blue - 1980
	4214 574-5	1	A-D-W	Blue - 1981
	4035 482-3	1	A-D-W	Green - 1978
	4168 456-7	1	A-D-W	Green - 1979-80
	4035 486-7	1	A-D-W	Caramel - 1978
	4168 458-9	1	A-D-W	Cashmere - 1979-80
	4214 578-9	1	A-D-W	Cashmere - 1981
	4082 364-5	1	A-D-W	Red - 1978
	4168 460-1	1	A-D-W	Red - 1979
	4168 588-9	1	A-D-W	Red - 1980
	4214 580-1	1	A-D-W	Red - 1981
			A-D-W	COVER, Frt. Back, Club Cab & Sport Utility (Sales Code KL3)
	4035 464-5	1	A-D-W	Black - 1978
	4119 528-9	1	A-D-W	Black - 1979-80
	4214 600-1	1	A-D-W	Black - 1981
	4035 466-7	1	A-D-W	Blue - 1978
	4119 530-1	1	A-D-W	Blue - 1979
	4161 952-3	1	A-D-W	Blue - 1980
	4214 602-3	1	A-D-W	Blue - 1981
	4035 468-9	1	A-D-W	Green - 1978
	4119 532-3	1	A-D-W	Green - 1979
	4035 472-3	1	A-D-W	Caramel - 1978
	4119 534-5	1	A-D-W	Cashmere - 1979-80
	4214 604-5	1	A-D-W	Cashmere - 1981
	4082 360-1	1	A-D-W	Red - 1978
	4119 536-7	1	A-D-W	Red - 1979

**LIGHT** A = All Sport Utility (Ramcharger). B = All Compact Models. D = Conventional Cab.  
**DUTY** AD = 2 Wheel Drive Only (Ramcharger). CB-MB = Compact Front Section Only. W = Conventional Cab 4 Wheel Drive.  
**CODES:** AW = 4 Wheel Drive Only (Ramcharger). P = Forward Control Chassis. M = Motor Home.

**MEDIUM-HEAVY CODES:** XNT = Low Cab Forward. D = Conventional Cab. S = School Bus. W = 4-Wheel Drive.

AR=Use as Required

# =New Part Number

Printed in U.S.A.

June, 1982

BODY

# 1978-81 LIGHT DUTY TRUCK PARTS CATALOG

ITEM	PART NUMBER	QTY	MODEL	DESCRIPTION
<b>SEATS, FRONT BENCH - A,D,W</b>				
<b>SEATS, REAR BENCH - D,W</b>				
	4161 954-5	1	A-D-W	Red - 1980
	4214 606-7	1	A-D-W	Red - 1981
5			D-W	CUSHION ASSY., Exc. Club Cab, Frt. & RR.(Sales Code KL4)
	4035 129	1	D-W	Blue - 1978
	4119 707	1	D-W	Blue - 1979
	4168 348	1	D-W	Blue - 1980
	4219 954	1	D-W	Blue - 1981
	4035 130	1	D-W	Green - 1978
	4119 708	1	D-W	Green - 1979-80
	4035 132	1	D-W	Caramel - 1978
	4119 709	1	D-W	Cashmere - 1979-80
	4219 955	1	D-W	Cashmere - 1981
	4082 431	1	D-W	Red - 1978
	4119 710	1	D-W	Red - 1979
	4168 349	1	D-W	Red - 1980
	4211 496	1	D-W	Red - 1981, Up To 1-19-81
	4219 956	1	D-W	Red - 1981, After 1-19-81
			D-W	COVER, Cushion Exc. Club Cab, Frt. & Rr. (Sales Code KL4)
	4035 121	1	D-W	Blue - 1978
	4119 699	1	D-W	Blue - 1979
	4161 974	1	D-W	Blue - 1980
	4211 433	1	D-W	Blue - 1981, Up To 1-19-81
	4219 946	1	D-W	Blue - 1981, After 1-19-81
	4035 122	1	D-W	Green - 1978
	4119 700	1	D-W	Green - 1979-80
	4035 124	1	D-W	Caramel - 1978
	4119 701	1	D-W	Cashmere - 1979-80
	4211 435	1	D-W	Cashmere - 1981, Up To 1-19-81
	4219 947	1	D-W	Cashmere - 1981, After 1-19-81
	4082 429	1	D-W	Red - 1978
	4119 702	1	D-W	Red - 1979
	4161 975	1	D-W	Red - 1980
	4211 436	1	D-W	Red - 1981, Up to 1-19-81
	4219 948	1	D-W	Red - 1981, After 1-19-81
			D-W	CUSHION ASSY., Club Cab, Front (Sales Code KL4)
	4035 526	1	D-W	Blue - 1978
	4168 467	1	D-W	Blue - 1979
	4168 596	1	D-W	Blue - 1980
	4035 527	1	D-W	Green - 1978
	4168 468	1	D-W	Green - 1979-80
	4035 529	1	D-W	Caramel - 1978
	4168 469	1	D-W	Cashmere - 1979-80
	4082 347	1	D-W	Red - 1978
	4168 470	1	D-W	Red - 1979
	4168 597	1	D-W	Red - 1980
			D-W	COVER, Cushion, Club Cab, Front (Sales Code KL4)
	4035 514	1	D-W	Blue - 1978
	4119 645	1	D-W	Blue - 1979
	4161 994	1	D-W	Blue - 1980

<b>LIGHT</b>	A = All Sport Utility (Ramcharger).	B = All Compact Models.	D = Conventional Cab.
<b>DUTY</b>	AD = 2 Wheel Drive Only (Ramcharger).	CB-MB = Compact Front Section Only.	W = Conventional Cab 4 Wheel Drive.
<b>CODES:</b>	AW = 4 Wheel Drive Only (Ramcharger).	P = Forward Control Chassis.	M = Motor Home.

**MEDIUM-HEAVY CODES:** XNT = Low Cab Forward. D = Conventional Cab. S = School Bus. W = 4-Wheel Drive.

AR=Use as Required

# =New Part Number

Printed in U.S.A.

June, 1982

# 1978-81 LIGHT DUTY TRUCK PARTS CATALOG

BODY

ITEM	PART NUMBER	QTY	MODEL	DESCRIPTION
<b>SEATS, FRONT BENCH - A,D,W</b>				
<b>SEATS, REAR BENCH - D,W</b>				
	4035 515	1	D-W	Green - 1978
	4119 646	1	D-W	Green - 1979-80
	4035 517	1	D-W	Caramel - 1978
	4119 647	1	D-W	Cashmere - 1979-80
	4082 346	1	D-W	Red - 1978
	4119 648	1	D-W	Red - 1979
	4161 995	1	D-W	Red - 1980
6			D-W	BACK ASSY., Exc. Club Cab, Frt. & Rr.(Sales Code KL4)
	4035 133	1	D-W	Blue - 1978
	4119 703	1	D-W	Blue - 1979
	4168 350	1	D-W	Blue - 1980
	4211 497	1	D-W	Blue - 1981, Up To 1-19-81
	4219 957	1	D-W	Blue - 1981, After 1-19-81
	4035 134	1	D-W	Green - 1978
	4119 704	1	D-W	Green - 1979-80
	4035 136	1	D-W	Caramel - 1978
	4119 705	1	D-W	Cashmere - 1979-80
	4211 499	1	D-W	Cashmere - 1981, Up To 1-19-81
	4219 958	1	D-W	Cashmere - 1981, After 1-19-81
	4082 432	1	D-W	Red - 1978
	4119 706	1	D-W	Red - 1979
	4168 351	1	D-W	Red - 1980
	4211 500	1	D-W	Red - 1981, Up To 1-19-81
	4219 959	1	D-W	Red - 1981, After 1-19-81
			D-W	COVER, Back, Exc. Club Cab, Frt. & Rr.(Sales Code KL4)
	4035 125	1	D-W	Blue - 1978
	4119 695	1	D-W	Blue - 1979
	4161 972	1	D-W	Blue - 1980
	4211 437	1	D-W	Blue - 1981
	4035 126	1	D-W	Green - 1978
	4119 696	1	D-W	Green - 1979-80
	4035 128	1	D-W	Caramel - 1978
	4119 697	1	D-W	Cashmere - 1979-80
	4211 439	1	D-W	Cashmere - 1981, Up To 1-19-81
	4219 951	1	D-W	Cashmere - 1981, After 1-19-81
	4082 430	1	D-W	Red - 1978
	4119 698	1	D-W	Red - 1979
	4161 973	1	D-W	Red - 1980
	4211 440	1	D-W	Red - 1981, Up To 1-19-81
	4219 952	1	D-W	Red - 1981, After 1-19-81
			D-W	BACK ASSY., Club Cab, Front (Sales Code KL4)
	4035 530-1	1	D-W	Blue - 1978
	4168 472-3	1	D-W	Blue - 1979
	4168 592-3	1	D-W	Blue - 1980
	4035 532-3	1	D-W	Green - 1978
	4168 474-5	1	D-W	Green - 1979-80
	4035 536-7	1	D-W	Caramel - 1978
	4168 476-7	1	D-W	Cashmere - 1979-80
	4082 350-1	1	D-W	Red - 1978

**LIGHT DUTY CODES:** A = All Sport Utility (Ramcharger). B = All Compact Models. D = Conventional Cab.  
 AD = 2 Wheel Drive Only (Ramcharger). CB-MB = Compact Front Section Only. W = Conventional Cab 4 Wheel Drive.  
 AW = 4 Wheel Drive Only (Ramcharger). P = Forward Control Chassis. M = Motor Home.

**MEDIUM-HEAVY CODES:** XNT = Low Cab Forward. D = Conventional Cab. S = School Bus. W = 4-Wheel Drive.

AR=Use as Required

# = New Part Number

Printed in U.S.A.

June, 1982

BODY

# 1978-81 LIGHT DUTY TRUCK PARTS CATALOG

ITEM	PART NUMBER	QTY	MODEL	DESCRIPTION
				<b>SEATS, FRONT BENCH - A,D,W</b>
				<b>SEATS, REAR BENCH - D,W</b>
	4168 478-9	1	D-W	Red - 1979
	4168 594-5	1	D-W	Red - 1980
			D-W	COVER, Back, Club Cab, Frt. (Sales Code KL4)
	4035 518-9	1	D-W	Blue - 1978
	4119 650-1	1	D-W	Blue - 1979
	4161 990-1	1	D-W	Blue - 1980
	4035 520-1	1	D-W	Green - 1978
	4119 652-3	1	D-W	Green - 1979-80
	4035 524-5	1	D-W	Caramel - 1978
	4119 654-5	1	D-W	Cashmere - 1979-80
	4082 348-9	1	D-W	Red - 1978
	4119 656-7	1	D-W	Red - 1979
	4161 992-3	1	D-W	Red - 1980
7			D-W	CUSHION ASSY., Exc. Club Cab, Frt.& Rr.(Sales Code KL5)
	4035 167	1	D	Blue - 1978
	4119 727	1	D	Blue - 1979
	4168 333	1	D-W	Blue - 1980
	4211 505	1	D-W	Blue - 1981
	4035 168	1	D	Green - 1978
	4119 728	1	D-W	Green - 1979-80
	4035 170	1	D	Caramel - 1978
	4119 729	1	D-W	Cashmere - 1979-80
	4211 507	1	D-W	Cashmere - 1981
	4082 286	1	D	Red - 1978
	4119 730	1	D	Red - 1979
	4168 334	1	D-W	Red - 1980
	4211 508	1	D-W	Red - 1981
			D	COVER, Cushion, Exc. Club Cab, Frt.(Sales Code KL5)
	4035 159	1	D	Blue - 1978
	4119 719	1	D	Blue - 1979
	4161 962	1	D-W	Blue - 1980
	4211 471	1	D-W	Blue - 1981
	4035 160	1	D	Green - 1978
	4119 720	1	D	Green - 1979-80
	4035 162	1	D	Caramel - 1978
	4119 721	1	D-W	Cashmere - 1979-80
	4211 473	1	D-W	Cashmere - 1981
	4082 282	1	D	Red - 1978
	4119 722	1	D	Red - 1979
	4161 963	1	D-W	Red - 1980
	4211 474	1	D-W	Red - 1981
			D	CUSHION ASSY., Club Cab, Front (Sales Code KL5)
	4035 563	1	D	Blue - 1978
	4168 576	1	D	Blue - 1979
	4168 602	1	D-W	Blue - 1980
	4211 509	1	D-W	Blue - 1981
	4035 572	1	D	Green - 1978
	4168 577	1	D	Green - 1979-80
	4035 574	1	D	Caramel - 1978

<b>LIGHT</b>	A = All Sport Utility (Ramcharger).	B = All Compact Models.	D = Conventional Cab.
<b>DUTY</b>	AD = 2 Wheel Drive Only (Ramcharger).	CB-MB = Compact Front Section Only.	W = Conventional Cab 4 Wheel Drive.
<b>CODES:</b>	AW = 4 Wheel Drive Only (Ramcharger).	P = Forward Control Chassis.	M = Motor Home.

**MEDIUM-HEAVY CODES:** XNT = Low Cab Forward. D = Conventional Cab. S = School Bus. W = 4-Wheel Drive.

AR=Use as Required

#=New Part Number

Printed in U.S.A.

June, 1982

# 1978-81 LIGHT DUTY TRUCK PARTS CATALOG

BODY

ITEM	PART NUMBER	QTY	MODEL	DESCRIPTION
<b>SEATS, FRONT BENCH - A,D,W</b>				
<b>SEATS, REAR BENCH - D,W</b>				
	4168 578	1	D-W	Cashmere - 1979-80
	4211 511	1	D-W	Cashmere - 1981
	4082 374	1	D	Red - 1978
	4168 579	1	D	Red - 1979
	4168 603	1	D-W	Red - 1980
	4211 512	1	D-W	Red - 1981
			D	COVER, Cushion Club Cab, Frt. (Sales Code KL5)
	4035 559	1	D	Blue - 1978
	4119 666	1	D	Blue - 1979
	4161 950	1	D-W	Blue - 1980
	4211 480	1	D-W	Blue - 1981
	4035 560	1	D	Green - 1978
	4119 667	1	D	Green - 1979-80
	4035 562	1	D	Caramel - 1978
	4119 668	1	D-W	Cashmere - 1979-80
	4211 482	1	D-W	Cashmere - 1981
	4082 371	1	D	Red - 1978
	4119 669	1	D	Red - 1979
	4161 951	1	D-W	Red - 1980
	4211 483	1	D-W	Red - 1981
8			D	BACK ASSY., Exc. Club Cab, Frt.& Rr.(Sales Code KL5)
	4035 171	1	D	Blue - 1978
	4119 723	1	D	Blue - 1979
	4168 335	1	D-W	Blue - 1980
	4211 513	1	D-W	Blue - 1981
	4035 172	1	D	Green - 1978
	4119 724	1	D	Green - 1979-80
	4035 174	1	D	Caramel - 1978
	4119 725	1	D-W	Cashmere - 1979-80
	4211 535	1	D-W	Cashmere - 1981
	4082 289	1	D	Red - 1978
	4119 726	1	D	Red - 1979
	4168 336	1	D-W	Red - 1980
	4211 536	1	D-W	Red - 1981
			D	COVER, Back, Exc. Club Cab, Frt.(Sales Code KL5)
	4035 163	1	D	Blue - 1978
	4119 715	1	D	Blue - 1979
	4161 960	1	D-W	Blue - 1980
	4211 475	1	D-W	Blue - 1981
	4035 164	1	D	Green - 1978
	4119 716	1	D	Green - 1979-80
	4035 166	1	D	Caramel - 1978
	4119 717	1	D-W	Cashmere - 1979-80
	4211 477	1	D-W	Cashmere - 1981
	4082 284	1	D	Red - 1978
	4119 718	1	D	Red - 1979
	4161 961	1	D-W	Red - 1980
	4211 478	1	D-W	Red - 1981
			D	BACK ASSY., Club Cab, Front (Sales Code KL5)

<b>LIGHT</b>	A = All Sport Utility (Ramcharger).	B = All Compact Models.	D = Conventional Cab.
<b>DUTY</b>	AD = 2 Wheel Drive Only (Ramcharger).	CB-MB = Compact Front Section Only.	W = Conventional Cab 4 Wheel Drive.
<b>CODES:</b>	AW = 4 Wheel Drive Only (Ramcharger).	P = Forward Control Chassis.	M = Motor Home.

**MEDIUM-HEAVY CODES:** XNT = Low Cab Forward. D = Conventional Cab. S = School Bus. W = 4-Wheel Drive.

AR=Use as Required

# =New Part Number

Printed in U.S.A.

June, 1982

ITEM	PART NUMBER	QTY	MODEL	DESCRIPTION
<b>SEATS, FRONT BENCH - A,D,W</b>				
<b>SEATS, REAR BENCH - D,W</b>				
	4035 576-7	1	D	Blue - 1978
	4168 568-9	1	D	Blue - 1979
	4168 598-9	1	D-W	Blue - 1980
	4211 518-9	1	D-W	Blue - 1981
	4035 578-9	1	D	Green - 1978
	4168 570-1	1	D	Green - 1979-80
	4035 582-3	1	D	Caramel - 1978
	4168 572-3	1	D-W	Cashmere - 1979-80
	4211 522-3	1	D-W	Cashmere - 1981
	4082 376-7	1	D	Red - 1978
	4168 574-5	1	D	Red - 1979
	4168 600-1	1	D-W	Red - 1980
	4211 524-5	1	D-W	Red - 1981
			D	COVER, Back, Club Cab, Frt.(Sales Code KL5)
	4035 564-5	1	D	Blue - 1978
	4119 658-9	1	D	Blue - 1979
	4161 946-7	1	D-W	Blue - 1980
	4211 484-5	1	D-W	Blue - 1981
	4035 566-7	1	D	Green - 1978
	4119 660-1	1	D	Green - 1979-80
	4035 570-1	1	D	Caramel - 1978
	4119 662-3	1	D-W	Cashmere - 1979-80
	4211 488-9	1	D-W	Cashmere - 1981
	4082 372-3	1	D	Red - 1978
	4119 664-5	1	D	Red - 1979
	4161 948-9	1	D-W	Red - 1980
	4211 490-1	1	D-W	Red - 1981
9			D-W	BUTTON ASSY. Frt. Seat Back, Sales Code KL3
	4118 522	4	D-W	Black - 1979-80
	4214 791	4	D-W	Black - 1981
	4118 523	4	D-W	Blue - 1979
	4166 506	4	D-W	Blue - 1980
	4214 792	4	D-W	Blue - 1981
	4118 524	4	D-W	Green - 1979-80
	4118 525	4	D-W	Cashmere - 1979-80
	4214 793	4	D-W	Cashmere - 1981
	4118 526	4	D-W	Red - 1979
	4166 507	4	D-W	Red - 1980
	4214 794	4	D-W	Red - 1981
	4035 618	4	D-W	BUTTON ASSY, Sales Code KL5, Blue - 1978
	4214 987	4	D-W	Blue - 1981
	4035 619	4	D-W	Green - 1978
	4035 621	4	D-W	Caramel - 1978
	4082 375	4	D-W	Red - 1978
	4219 612	AR	D-W	RETAINER, Rr. Seat Back Trim Button - 1981
	4211 151	8	D-W	BUTTON, Frt. Seat Trim - Cashmere (Sales Code KL7)- 1980
	4211 985	8	D-W	Cashmere - 1981
	4211 152	8	D-W	Red - 1980
	4214 984	8	D-W	Red - 1981

LIGHT A = All Sport Utility (Ramcharger).

B = All Compact Models.

D = Conventional Cab.

DUTY AD = 2 Wheel Drive Only (Ramcharger).

CB-MB = Compact Front Section Only.

W = Conventional Cab 4 Wheel Drive.

CODES: AW = 4 Wheel Drive Only (Ramcharger).

P = Forward Control Chassis.

M = Motor Home.

MEDIUM-HEAVY CODES: XNT = Low Cab Forward. D = Conventional Cab. S = School Bus. W = 4-Wheel Drive.

AR=Use as Required

# = New Part Number

Printed in U.S.A.

June, 1982

# 1979-81 LIGHT DUTY TRUCK PARTS CATALOG

BODY

ITEM	PART NUMBER	QTY	MODEL	DESCRIPTION
				<b>SEATS, FRONT BENCH - A,D,W</b>
				<b>SEATS, REAR BENCH - D,W</b>
	4211 154	AR	D-W	RETAINER, Frt. Seat Cushion (Not Shown)
	4138 622	AR	D-W	RETAINER, Frt. Seat Back
10			D-W	BACK ASSY., Exc. Club Cab Frt. (Sales Code KL6)
	4168 360	1	D-W	Cashmere - 1979-80
			D-W	COVER, Back Exc. Club Cab (Sales Code KL6)
	4113 831	1	D-W	Cashmere - 1979-80
			D-W	CUSHION ASSY., Exc. Club Cab Frt. (Sales Code KL6)
	4168 359	1	D-W	Cashmere - 1979-80
			D-W	COVER, Cushion Exc. Club Cab (Sales Code KL6)
	4113 830	1	D-W	Cashmere - 1979-80
11			D-W	BACK ASSY., Exc. Club Cab Frt. (Sales Code KL7)
	4166 059	1	D-W	Red - 1980
	4219 519	1	D-W	Red - 1981
	4166 060	1	D-W	Cashmere - 1980
	4219 518	1	D-W	Cashmere - 1981
			D-W	COVER, Frt. Seat Back (Sales Code KL7)
	4166 002	1	D-W	Red - 1980
	4214 970	1	D-W	Red - 1981
	4166 003	1	D-W	Cashmere - 1980
	4214 971	1	D-W	Cashmere - 1981
			D-W	COVER, Frt. Seat Back (Sales Code KL9)
	4148 386	1	D-W	Cashmere
			D-W	CUSHION ASSY., Exc. Club Cab Frt. (Sales Code KL7)
	4166 061	1	D-W	Red - 1980
	4219 516	1	D-W	Red - 1981
	4166 062	1	D-W	Cashmere - 1980
	4219 515	1	D-W	Cashmere - 1981
			D-W	COVER, Frt. Seat Cushion (Sales Code KL7)
	4166 005	1	D-W	Red - 1980
	4214 974	1	D-W	Red - 1981
	4166 006	1	D-W	Cashmere - 1980
	4214 975	1	D-W	Cashmere - 1981
			D-W	COVER, Frt. Seat Cushion (Sales Code KL9)
	4148 387	1	D-W	Cashmere
	4211 151	8	D-W	BUCKLE, Frt. Seat Back & Cush. Cvr. Trim - Cashmere
	4211 152	8	D-W	Red

<b>LIGHT</b>	A = All Sport Utility (Ramcharger).	B = All Compact Models.	D = Conventional Cab.
<b>DUTY</b>	AD = 2 Wheel Drive Only (Ramcharger).	CB-MB = Compact Front Section Only.	W = Conventional Cab 4 Wheel Drive.
<b>CODES:</b>	AW = 4 Wheel Drive Only (Ramcharger).	P = Forward Control Chassis.	M = Motor Home.

**MEDIUM-HEAVY CODES:** XNT = Low Cab Forward. D = Conventional Cab. S = School Bus. W = 4-Wheel Drive.

AR=Use as Required

# = New Part Number

Printed in U.S.A.

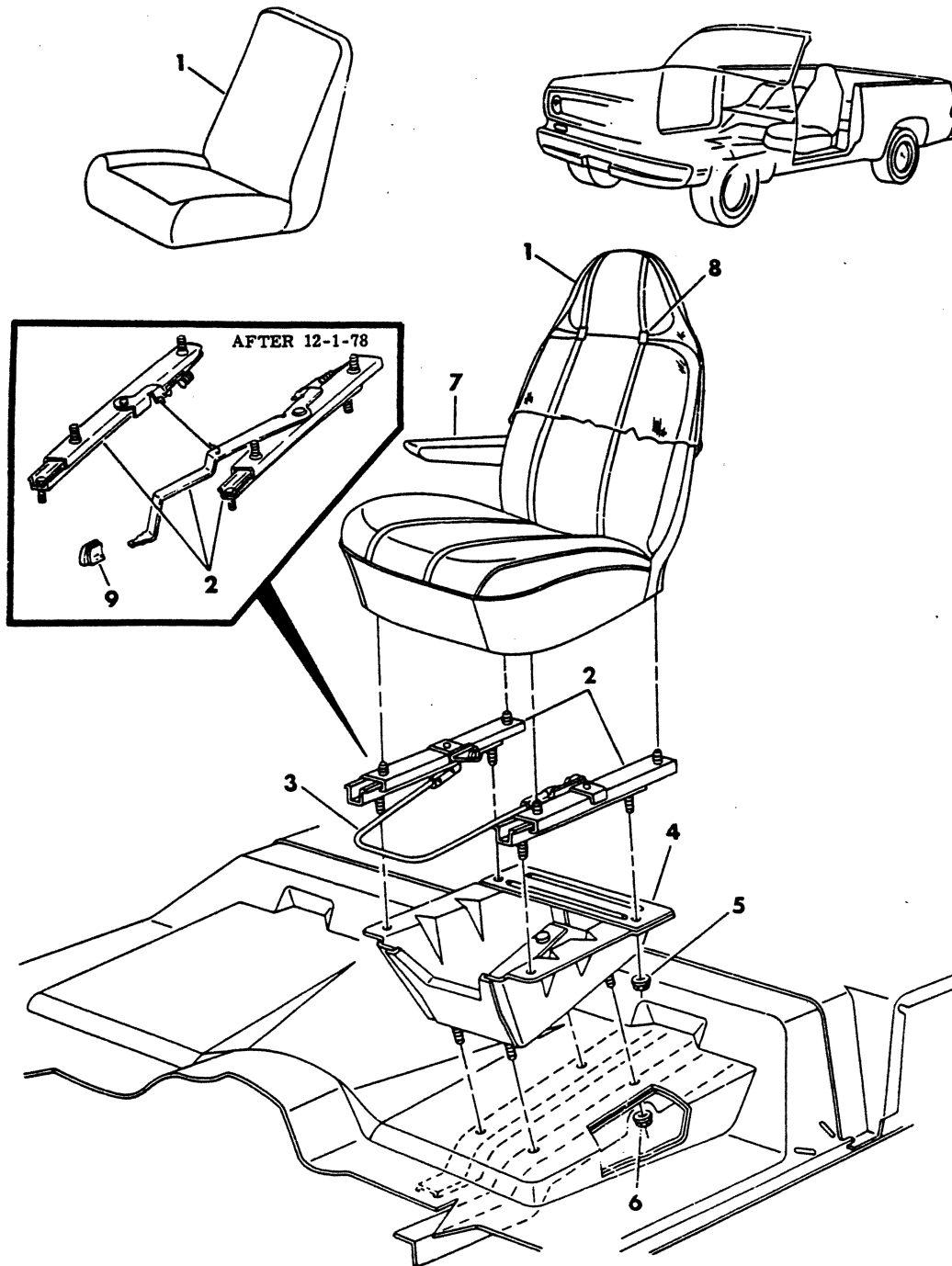
June, 1982





SEAT, DRIVERS  
AD-AW  
D-W CLUB CAB & CONV. CAB

8323 5500C



BODY

# 1978-81 LIGHT DUTY TRUCK PARTS CATALOG

ITEM	PART NUMBER	QTY	MODEL	DESCRIPTION
<b>SEAT, DRIVERS AD-AW D-W CLUB CAB &amp; CONV. CAB</b>				
1				<b>BUCKET SEAT, Deluxe (Sales Code KA5)</b>
	4081 714	1		Blue - 1978
	4118 554	1		Blue - 1979
	4160 181	1		Blue - 1980
	4214 610	1		Blue - 1981,Up to 6-15-81
	4219 714	1		Blue - 1981,After 6-15-81
	4166 126	1		Black - 1980
	4214 609	1		Black - 1981
	4081 715	1		Green - 1978
	4118 555	1		Green - 1979
	4160 182	1		Green - 1980
	4081 716	1		Caramel - 1978
	4118 556	1		Cashmere - 1979
	4160 183	1		Cashmere - 1980
	4214 611	1		Cashmere - 1981,Up To 6-15-81
	4219 715	1		Cashmere - 1981,After 6-15-81
	4081 717	1		Red - 1978
	4118 557	1		Red - 1979
	4160 184	1		Red - 1980
	4214 612	1		Red - 1981,Up to 6-15-81
	4219 716	1		Red - 1981,After 6-15-81
				<b>SEAT ASSY.,Cloth &amp; Vinyl (Sales Code KE8)</b>
	4081 746	1		Blue
	4081 747	1		Green - 1978
	4119 139	1		Green - 1979
	4081 748	1		Caramel - 1978
	4119 140	1		Cashmere - 1979
	4081 749	1		Red
				<b>SEAT ASSY, Std. Bucket (Sales Code KN2)</b>
	4081 681	1		Black
	4081 682	1		Blue
	4081 683	1		Green - 1978
	4119 123	1		Green - 1979-80
	4081 684	1		Caramel - 1978
	4119 128	1		Cashmere - 1979-80
				<b>SEAT ASSY, Hi-Back (Sales Code KN6)</b>
	4081 694	1		Blue, w/o Arm Rest, 1978-9
	4161 555	1		Blue - 1980
	4214 564	1		Blue - 1981
	4166 323	1		Black - 1980
	4214 565	1		Black - 1981
	4081 695	1		Green,w/o Arm Rest - 1978
	4119 151	1		Green - 1979
	4161 556	1		Green - 1980
	4081 696	1		Caramel, w/o Arm Rest - 1978
	4119 152	1		Cashmere - 1979
	4161 557	1		Cashmere - 1980
	4214 563	1		Cashmere - 1981
	4081 697	1		Red, w/o Arm Rest - 1978

<b>LIGHT</b>	A = All Sport Utility (Ramcharger).	B = All Compact Models.	D = Conventional Cab.
<b>DUTY</b>	AD = 2 Wheel Drive Only (Ramcharger).	CB-MB = Compact Front Section Only.	W = Conventional Cab 4 Wheel Drive.
<b>CODES:</b>	AW = 4 Wheel Drive Only (Ramcharger).	P = Forward Control Chassis.	M = Motor Home.

**MEDIUM-HEAVY CODES:** XNT = Low Cab Forward. D = Conventional Cab. S = School Bus. W = 4-Wheel Drive.

AR=Use as Required

# =New Part Number

Printed in U.S.A.

June, 1982

# 1978-81 LIGHT DUTY TRUCK PARTS CATALOG

BODY

ITEM	PART NUMBER	QTY	MODEL	DESCRIPTION
<b>SEAT, DRIVERS</b>				
<b>AD-AW</b>				
<b>D-W CLUB CAB &amp; CONV. CAB</b>				
	4118 432	1		Red, w/o Arm Rest - 1979
	4161 558	1		Red - 1980
	4214 562	1		Red - 1981
	4219 676	1		SEAT ASSY.,HI-BACK,Ramshade (Sales Code KND) 1981
	4219 671	1		CUSHION COVER,HI-BACK,Ramshade (Sales Code KND) 1981
	4219 670	1		BACK COVER,HI-BACK,Ramshade (Sales Code KND) 1981
				BACK COVER, Deluxe (Sales Code KA5)
	4081 729	1		Blue - 1978
	4118 558	1		Blue - 1979
	4160 186	1		Blue - 1980
	4214 614	1		Blue - 1981
	4166 128	1		Black - 1980
	4214 617	1		Black - 1981
	4081 730	1		Green - 1978
	4118 559	1		Green - 1979
	4160 187	1		Green - 1980
	4081 731	1		Caramel - 1978
	4118 560	1		Cashmere - 1979
	4160 188	1		Cashmere - 1980
	4214 615	1		Cashmere - 1981,Up To 11-3-80
	4219 673	1		Cashmere,After 11-3-80
	4081 732	1		Red - 1978
	4118 561	1		Red - 1979
	4160 189	1		Red - 1980
	4214 616	1		Red - 1981
				CUSHION COVER, (Sales Code KA5)
	4081 733	1		Blue - 1978
	4118 562	1		Blue - 1979
	4160 191	1		Blue - 1980
	4214 619	1		Blue - 1981
	4166 129	1		Black - 1980
	4214 622	1		Black - 1981
	4081 734	1		Green - 1978
	4118 563	1		Green - 1979
	4160 192	1		Green - 1980
	4081 735	1		Caramel - 1978
	4118 564	1		Cashmere - 1979
	4160 193	1		Cashmere - 1980
	4214 620	1		Cashmere - 1981
	4081 736	1		Red - 1978
	4118 565	1		Red - 1979
	4160 194	1		Red - 1980
	4214 621	1		Red - 1981
				BACK COVER, Cloth & Vinyl (Sales Code KE8)
	4081 761	1		Blue
	4081 762	1		Green - 1978
	4119 141	1		Green - 1979
	4081 763	1		Caramel - 1978
	4119 142	1		Cashmere - 1979

**LIGHT** A = All Sport Utility (Ramcharger). B = All Compact Models. D = Conventional Cab.  
**DUTY** AD = 2 Wheel Drive Only (Ramcharger). CB-MB = Compact Front Section Only. W = Conventional Cab 4 Wheel Drive.  
**CODES:** AW = 4 Wheel Drive Only (Ramcharger). P = Forward Control Chassis. M = Motor Home.

**MEDIUM-HEAVY CODES:** XNT = Low Cab Forward. D = Conventional Cab. S = School Bus. W = 4-Wheel Drive.

AR=Use as Required

# =New Part Number

Printed in U.S.A.

June, 1982

ITEM	PART NUMBER	QTY	MODEL	DESCRIPTION
<b>SEAT, DRIVERS</b>				
<b>AD-AW</b>				
<b>D-W CLUB CAB &amp; CONV. CAB</b>				
	4081 764	1		Red - 1978
	4118 428	1		Red - 1979
<b>CUSHION COVER, Cloth &amp; Vinyl (Sales Code KE8)</b>				
	4081 765	1		Blue - 1978-9
	4081 766	1		Green - 1978
	4119 143	1		Green - 1979
	4081 767	1		Caramel - 1978
	4119 144	1		Cashmere - 1979
	4081 768	1		Red - 1978
	4118 429	1		Red - 1979
<b>BACK COVER, Std. Bucket (Sales Code KN2)</b>				
	4081 686	1		Black
	4081 687	1		Blue
	4081 688	1		Green - 1978
	4119 129	1		Green - 1979-80
	4081 689	1		Caramel - 1978
	4119 130	1		Cashmere - 1979-80
<b>CUSHION COVER, Std. Bucket (Sales Code KN2)</b>				
	4081 690	1		Black
	4081 691	1		Blue
	4081 692	1		Green - 1978
	4119 131	1		Green - 1979-80
	4081 693	1		Caramel - 1978
	4119 132	1		Cashmere - 1979-80
<b>BACK COVER, Hi-Back (Sales Code KN6)</b>				
	4081 806	1		Blue, 1978-9
	4161 560	1		Blue - 1980
	4214 584	1		Blue - 1981
	4166 324	1		Black - 1980
	4214 583	1		Black - 1981
	4081 807	1		Green - 1978
	4119 153	1		Green - 1979
	4161 561	1		Green - 1980
	4081 808	1		Caramel - 1978
	4119 154	1		Cashmere - 1979
	4161 562	1		Cashmere - 1980
	4214 585	1		Cashmere - 1981
	4081 809	1		Red - 1978
	4118 433	1		Red - 1979
	4161 563	1		Red - 1980
	4214 586	1		Red - 1981
<b>CUSHION COVER, Hi-Back (Sales Code KN6)</b>				
	4081 765	1		Blue - 1978-9
	4161 616	1		Blue - 1980
	4214 589	1		Blue - 1981
	4166 322	1		Black - 1980
	4214 588	1		Black - 1981
	4081 766	1		Green - 1978
	4119 143	1		Green - 1979

<b>LIGHT</b>	A = All Sport Utility (Ramcharger).	B = All Compact Models.	D = Conventional Cab.
<b>DUTY</b>	AD = 2 Wheel Drive Only (Ramcharger).	CB-MB = Compact Front Section Only.	W = Conventional Cab 4 Wheel Drive.
<b>CODES:</b>	AW = 4 Wheel Drive Only (Ramcharger).	P = Forward Control Chassis.	M = Motor Home.
<b>MEDIUM-HEAVY CODES:</b> XNT = Low Cab Forward. D = Conventional Cab. S = School Bus. W = 4-Wheel Drive.			

AR=Use as Required

#=New Part Number

Printed in U.S.A.

June, 1982

# 1978-81 LIGHT DUTY TRUCK PARTS CATALOG

BODY

ITEM	PART NUMBER	QTY	MODEL	DESCRIPTION
<b>SEAT, DRIVERS AD-AW D-W CLUB CAB &amp; CONV. CAB</b>				
	4161 617	1		Green - 1980
	4081 767	1		Caramel - 1978
	4119 144	1		Cashmere - 1979
	4161 618	1		Cashmere - 1980
	4214 590	1		Cashmere - 1981
	4081 768	1		Red - 1978
	4118 429	1		Red - 1979
	4161 619	1		Red - 1980
	4214 591	1		Red - 1981
2	4081 774	1		ADJUSTER, Bucket Seat, Outer - Up To 4-3-78
	4084 758	1		From 4-3-78
	4118 638	1		After 12-1-78
	4081 775	1		Inner - Up To 4-3-78
	4084 759	1		From 4-3-78
	4118 639	1		After 12-1-78
--	4118 646	2		SPRING, Bkt. Seat Adj. Track Rel.- After 12-1-78
--	4118 676	1		Cable, Assy. Bkt. Adj. Track Rel. - After 12-1-78
3	4084 141	1		HANDLE, Seat Adjuster - Up To 4-3-78
	4084 760	1		After 4-3-78
4	4084 169	1		RISER, Bucket Seat, 1978-9
	4212 621	1		1980 - 81
5	6025 007	4		NUT & WASHER
6	6025 010	4		NUT & WASHER
7	4081 788	1		ARM REST, Hi-Back, Drivers Blue - Up To 12-4-78
	4118 600	1		Blue (After 12-4-78)
	4166 842	1		1980
	4214 860	1		1981
	4166 846	1		Black - 1980
	4214 856	1		1981
	4081 790	1		Green - 1978
	4119 164	1		Green, (Up To 12-4-78)- 1979
	4118 602	1		Green, (After 12-4-78)- 1979-80
	4081 792	1		Caramel - 1978
	4119 166	1		Cashmere, (Up To 12-4-78)- 1979
	4118 604	1		Cashmere, (After 12-4-78)- 1979-80
	4214 862	1		Cashmere - 1981
	4084 422	1		Red - 1978
	4118 358	1		Red, (Up To 12-4-78)- 1979
	4118 606	1		Red, (After 12-4-78)- 1979
	4166 844	1		Red - 1980
	4214 864	1		Red - 1981
--	4106 520	AR		ATTACHING PARTS, Arm Rest
8	4084 285	2		BUTTON, Seat Back - Blue
	4084 286	2		Green - 1978
	4119 950	2		Green - 1979-80
	4084 287	2		Caramel - 1978
	4119 951	2		Cashmere - 1979-80
	4084 288	2		Red - 1978
	4118 347	2		Red - 1979-80

<b>LIGHT DUTY CODES:</b>	A = All Sport Utility (Ramcharger).	B = All Compact Models.	D = Conventional Cab.
	AD = 2 Wheel Drive Only (Ramcharger).	CB-MB = Compact Front Section Only.	W = Conventional Cab 4 Wheel Drive.
	AW = 4 Wheel Drive Only (Ramcharger).	P = Forward Control Chassis.	M = Motor Home.

**MEDIUM-HEAVY CODES:** XNT = Low Cab Forward. D = Conventional Cab. S = School Bus. W = 4-Wheel Drive.

AR=Use as Required

# = New Part Number

Printed in U.S.A.

June, 1982

BODY

# 1978-81 LIGHT DUTY TRUCK PARTS CATALOG

ITEM	PART NUMBER	QTY	MODEL	DESCRIPTION
------	-------------	-----	-------	-------------

**SEAT, DRIVERS  
 AD-AW  
 D-W CLUB CAB & CONV. CAB**

9	4054 396	2		KNOB, Lever
---	----------	---	--	-------------

<b>LIGHT</b>	A = All Sport Utility (Ramcharger).	B = All Compact Models.	D = Conventional Cab.
<b>DUTY</b>	AD = 2 Wheel Drive Only (Ramcharger).	CB-MB = Compact Front Section Only.	W = Conventional Cab 4 Wheel Drive.
<b>CODES:</b>	AW = 4 Wheel Drive Only (Ramcharger).	P = Forward Control Chassis.	M = Motor Home.

---

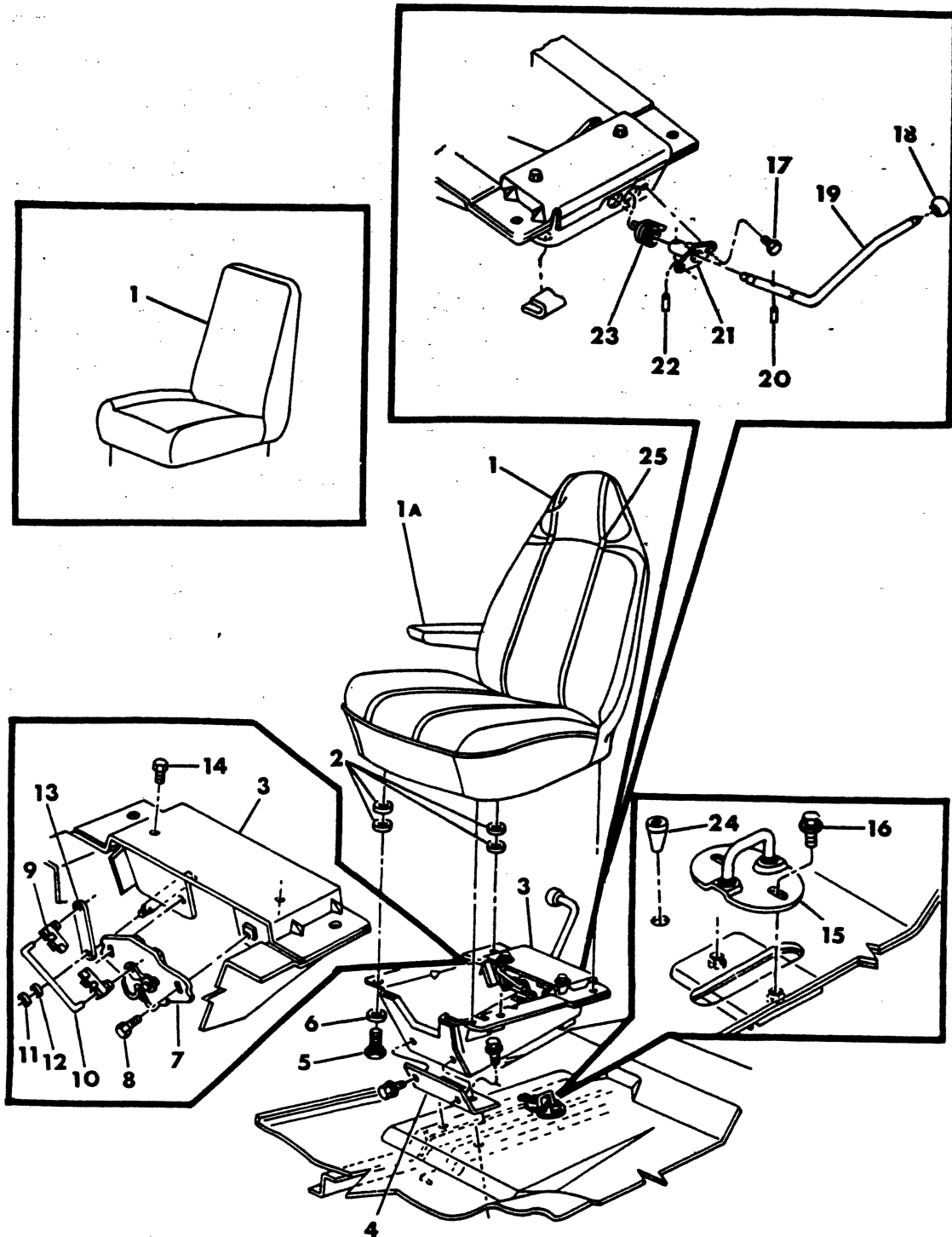
**MEDIUM-HEAVY CODES:** XNT = Low Cab Forward. D = Conventional Cab. S = School Bus. W = 4-Wheel Drive.

---

AR=Use as Required      # = New Part Number      Printed in U.S.A.      June, 1982

8323 5600B

## PASSENGER BUCKET SEAT AD-AW D-W CLUB CAB & CONV. CAB





ITEM	PART NUMBER	QTY	MODEL	DESCRIPTION
------	-------------	-----	-------	-------------

**PASSENGER BUCKET SEAT  
AD-AW  
D-W CLUB CAB & CONV. CAB**

ITEM	PART NUMBER	QTY	MODEL	DESCRIPTION
				<b>BUCKET SEAT, Deluxe (Sales Code KA5)</b>
	4081 714	1		Blue - 1978
	4118 554	1		Blue - 1979
	4160 181	1		Blue - 1980
	4214 610	1		Blue - 1981
	4166 126	1		Black - 1980
	4214 609	1		Black - 1981
	4081 715	1		Green - 1978
	4118 555	1		Green - 1979
	4160 182	1		Green - 1980
	4081 716	1		Caramel - 1978
	4118 556	1		Cashmere - 1979
	4160 183	1		Cashmere - 1980
	4214 611	1		Cashmere - 1981
	4081 717	1		Red - 1978
	4118 557	1		Red - 1979
	4160 184	1		Red - 1980
	4214 612	1		Red - 1981
				<b>SEAT ASSY.,Cloth &amp; Vinyl (Sales Code KE7 or KE8)</b>
	4081 746	1		Blue
	4081 747	1		Green - 1978
	4119 139	1		Green - 1979
	4081 748	1		Caramel - 1978
	4119 140	1		Cashmere - 1979
	4081 749	1		Red
				<b>SEAT ASSY, Hi-Back (Sales Code KN6)</b>
	4081 694	1		Blue, w/o Arm Rest, 1978-9
	4161 555	1		Blue - 1980
	4214 564	1		Blue - 1981
	4166 323	1		Black - 1980
	4214 565	1		Black - 1981
	4081 695	1		Green,w/o Arm Rest - 1978
	4119 151	1		Green - 1979
	4161 556	1		Green - 1980
	4081 696	1		Caramel, w/o Arm Rest, 1978
	4119 152	1		Cashmere - 1979
	4161 557	1		Cashmere - 1980
	4214 563	1		Cashmere - 1981
	4081 697	1		Red, w/o Arm Rest - 1978
	4118 432	1		Red - 1979
	4161 558	1		Red - 1980
	4214 562	1		Red - 1981
	4219 676	1		<b>SEAT ASSY.,HI-BACK,Ramshade (Sales Code KND) 1981</b>
				<b>SEAT ASSY, Std. Bucket (Sales Code KN2)</b>
	4081 681	1		Black
	4081 682	1		Blue, 1978-9
	4161 693	1		Blue - 1980
	4081 683	1		Green - 1978
	4119 123	1		Green - 1979-80

**LIGHT** A = All Sport Utility (Ramcharger). B = All Compact Models. D = Conventional Cab.  
**DUTY** AD = 2 Wheel Drive Only (Ramcharger). CB-MB = Compact Front Section Only. W = Conventional Cab 4 Wheel Drive.  
**CODES:** AW = 4 Wheel Drive Only (Ramcharger). P = Forward Control Chassis. M = Motor Home.

**MEDIUM-HEAVY CODES:** XNT = Low Cab Forward. D = Conventional Cab. S = School Bus. W = 4-Wheel Drive.

# 1978-81 LIGHT DUTY TRUCK PARTS CATALOG

BODY

ITEM	PART NUMBER	QTY	MODEL	DESCRIPTION
<b>PASSENGER BUCKET SEAT AD-AW D-W CLUB CAB &amp; CONV. CAB</b>				
	4081 684	1		Caramel - 1978
	4119 128	1		Cashmere - 1979-80
				<b>BACK COVER, Deluxe (Sales Code KA5)</b>
	4081 729	1		Blue - 1978
	4118 558	1		Blue - 1979
	4160 186	1		Blue - 1980
	4214 614	1		Blue - 1981
	4166 128	1		Black - 1980
	4214 617	1		Black - 1981
	4081 730	1		Green - 1978
	4118 559	1		Green - 1979
	4160 187	1		Green - 1980
	4081 731	1		Caramel - 1978
	4118 560	1		Cashmere - 1979
	4160 188	1		Cashmere - 1980
	4214 615	1		Cashmere - 1981
	4081 732	1		Red - 1978
	4118 561	1		Red - 1979
	4160 189	1		Red - 1980
	4214 616	1		Red - 1981
				<b>CUSHION COVER, Deluxe (Sales Code KA5)</b>
	4081 733	1		Blue - 1978
	4118 562	1		Blue - 1979
	4160 191	1		Blue - 1980
	4214 619	1		Blue - 1981
	4166 129	1		Black - 1980
	4214 622	1		Black - 1981
	4081 734	1		Green - 1978
	4118 563	1		Green - 1979
	4160 192	1		Green - 1980
	4081 735	1		Caramel - 1978
	4118 564	1		Cashmere - 1979
	4160 193	1		Cashmere - 1980
	4214 620	1		Cashmere - 1981
	4081 736	1		Red - 1978
	4118 565	1		Red - 1979
	4160 194	1		Red - 1980
	4214 621	1		Red - 1981
				<b>BACK COVER, Cloth &amp; Vinyl (Sales Code KE7 or KE8)</b>
	4081 761	1		Blue
	4081 762	1		Green - 1978
	4119 141	1		Green - 1979
	4081 763	1		Caramel - 1978
	4119 142	1		Cashmere - 1979
	4081 764	1		Red - 1978
	4118 428	1		Red - 1979
				<b>CUSHION COVER, Cloth &amp; Vinle (Sales Code KE7 or KE8)</b>
	4081 765	1		Blue, 1978-9
	4161 616	1		Blue - 1980

**LIGHT** A = All Sport Utility (Ramcharger). B = All Compact Models. D = Conventional Cab.  
**DUTY** AD = 2 Wheel Drive Only (Ramcharger). CB-MB = Compact Front Section Only. W = Conventional Cab 4 Wheel Drive.  
**CODES:** AW = 4 Wheel Drive Only (Ramcharger). P = Forward Control Chassis. M = Motor Home.

**MEDIUM-HEAVY CODES:** XNT = Low Cab Forward. D = Conventional Cab. S = School Bus. W = 4-Wheel Drive.

AR=Use as Required

# =New Part Number

Printed in U.S.A.

June, 1982

BODY

# 1978-81 LIGHT DUTY TRUCK PARTS CATALOG

ITEM	PART NUMBER	QTY	MODEL	DESCRIPTION
<b>PASSENGER BUCKET SEAT AD-AW D-W CLUB CAB &amp; CONV. CAB</b>				
	4166 322	1		Black - 1980
	4081 766	1		Green - 1978
	4119 143	1		Green - 1979
	4161 617	1		Green - 1980
	4081 767	1		Caramel - 1978
	4119 144	1		Cashmere - 1979
	4161 618	1		Cashmere - 1980
	4081 768	1		Red - 1978
	4118 429	1		Red - 1979
	4161 619	1		Red - 1980
<b>BACK COVER, Hi-Back (Sales Code KN6)</b>				
	4081 806	1		Blue, 1978-9
	4161 560	1		Blue - 1980
	4214 584	1		Blue - 1981
	4166 324	1		Black - 1980
	4214 583	1		Black - 1981
	4081 807	1		Green - 1978
	4119 153	1		Green - 1979
	4161 561	1		Green - 1980
	4081 808	1		Caramel - 1978
	4119 154	1		Cashmere - 1979
	4161 562	1		Cashmere - 1980
	4214 585	1		Cashmere - 1981
	4081 809	1		Red - 1978
	4118 433	1		Red - 1979
	4161 563	1		Red - 1980
	4214 586	1		Red - 1981
<b>CUSHION COVER, Hi-Back (Sales Code KN6)</b>				
	4081 765	1		Blue, 1978-9
	4161 616	1		Blue - 1980
	4214 589	1		Blue - 1981
	4166 322	1		Black - 1980
	4214 588	1		Black - 1981
	4081 766	1		Green - 1978
	4119 143	1		Green - 1979
	4161 617	1		Green - 1980
	4081 767	1		Caramel - 1978
	4119 144	1		Cashmere - 1979
	4161 618	1		Cashmere - 1980
	4214 590	1		Cashmere - 1981
	4081 768	1		Red - 1978
	4118 429	1		Red - 1979
	4161 619	1		Red - 1980
	4214 591	1		Red - 1981
<b>BACK COVER, Std. Bucket (Sales Code KN2)</b>				
	4081 686	1		Black
	4081 687	1		Blue
	4081 688	1		Green - 1978
	4119 129	1		Green - 1979-80

**LIGHT** A = All Sport Utility (Ramcharger). B = All Compact Models. D = Conventional Cab.  
**DUTY** AD = 2 Wheel Drive Only (Ramcharger). CB-MB = Compact Front Section Only. W = Conventional Cab 4 Wheel Drive.  
**CODES:** AW = 4 Wheel Drive Only (Ramcharger). P = Forward Control Chassis. M = Motor Home.

**MEDIUM-HEAVY CODES:** XNT = Low Cab Forward. D = Conventional Cab. S = School Bus. W = 4-Wheel Drive.

# 1978-81 LIGHT DUTY TRUCK PARTS CATALOG

ITEM	PART NUMBER	QTY	MODEL	DESCRIPTION
<b>PASSENGER BUCKET SEAT AD-AW D-W CLUB CAB &amp; CONV. CAB</b>				
	4081 689	1		Caramel - 1978
	4119 130	1		Cashmere - 1979-80
				<b>CUSHION COVER, Std. Bucket (Sales Code KN2)</b>
	4081 690	1		Black
	4081 691	1		Blue
	4081 692	1		Green
	4119 131	1		Green - 1979-80
	4081 693	1		Caramel - 1978
	4119 132	1		Cashmere - 1979-80
	4219 671	1		<b>CUSHION COVER, HI-BACK, Ramshade (Sales Code KND) 1981</b>
	4219 670	1		<b>BACK COVER, HI-BACK, Ramshade (Sales Code KND) 1981</b>
1A	4081 789	1		<b>ARM REST, HI-Back, Blue - Up To 12-4-78</b>
	4118 601	1		Blue, After 12-4-78
	4166 843	1		Blue - 1980
	4214 861	1		Blue - 1981
	4166 847	1		Black - 1980
	4214 857	1		Black - 1981
	4081 791	1		Green - 1978
	4119 165	1		Green, (Up To 12-4-78)- 1979
	4118 603	1		Green, (After 12-4-78)- 1979-80
	4081 793	1		Caramel - 1978
	4119 167	1		Cashmere, (Up To 12-4-78)- 1979
	4118 605	1		Cashmere, (After 12-4-78)- 1979-80
	4214 863	1		Cashmere - 1981
	4219 651	1		Cashmere (Ramshade) 1981
	4084 423	1		Red - 1978
	4118 359	1		Red, (Up To 12-4-78)- 1979
	4118 607	1		Red, (After 12-4-78)- 1979
	4166 845	1		Red - 1980
	4214 865	1		Red - 1981
-	4106 520	AR		ATTACHING PARTS, Arm Rest
2	2911 366	8		SPACER
3	4084 168	1		RISER, W/Folding Seat
	4166 898	1		W/Fixed Seat
4	3829 673	1		HINGE, Riser to U/Body
5	181 094	4		BOLT
6	6022 187	4		WASHER
7	3739 467	1		LOCK
8	6022 225	AR		SCREW
9	3454 221	2		CLIP
10	3829 652	1		ROD
11	6028 440	1		SNAP RING
12		1		WASHER, (DNS)
13	3739 462	1		LINK
14	181 086	AR		SCREW
15	3737 762	1		CATCH
16	181 086	AR		SCREW
17	152 751	2		SCREW
18	3739 534	1		KNOB

**LIGHT** A = All Sport Utility (Ramcharger). B = All Compact Models. D = Conventional Cab.  
**DUTY** AD = 2 Wheel Drive Only (Ramcharger). CB-MB = Compact Front Section Only. W = Conventional Cab 4 Wheel Drive.  
**CODES:** AW = 4 Wheel Drive Only (Ramcharger). P = Forward Control Chassis. M = Motor Home.

**MEDIUM-HEAVY CODES:** XNT = Low Cab Forward. D = Conventional Cab. S = School Bus. W = 4-Wheel Drive.

AR = Use as Required

# = New Part Number

Printed in U.S.A.

June, 1982


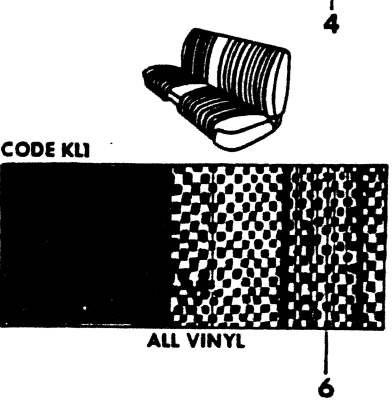
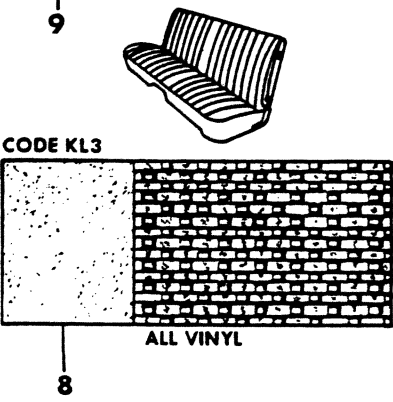
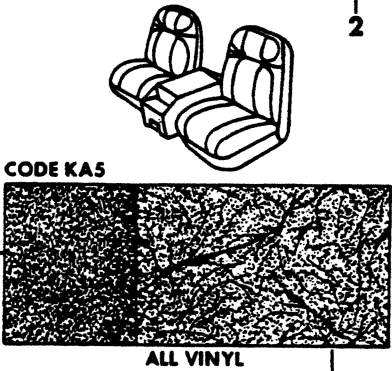
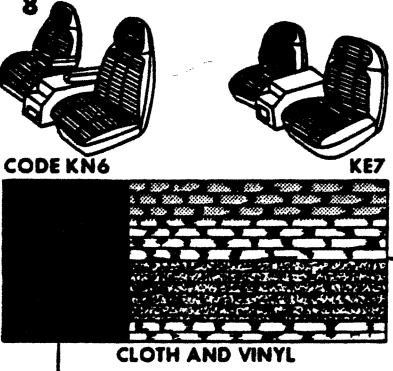
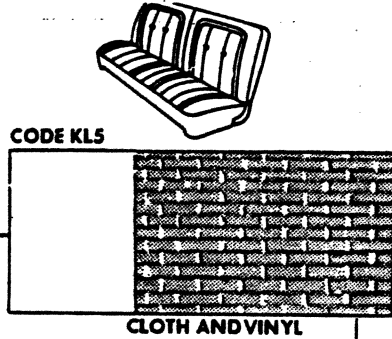

ITEM	PART NUMBER	QTY	MODEL	DESCRIPTION
<b>PASSENGER BUCKET SEAT AD-AW D-W CLUB CAB &amp; CONV. CAB</b>				
19	4084 172	1		HANDLE
20	455 798	1		PIN
21	3824 597	1		ESCUTCHEON
22	442 920	1		PIN
23	3899 332	1		SPRING
	3829 677	1		REINFORCEMENT ASSY., U/Body Pass. Bucket Seat Mtg.
24	1774 076	1		PLUG, U/Body Hole
25	4084 285	2		BUTTON, Seat Back, Blue
	4084 286	2		Green - 1978
	4119 950	2		Green - 1979-80
	4084 287	2		Caramel - 1978
	4119 951	2		Cashmere - 1979-80
	4084 288	2		Red - 1978
	4118 347	2		Red - 1979-80

**LIGHT** A = All Sport Utility (Ramcharger). B = All Compact Models. D = Conventional Cab.  
**DUTY** AD = 2 Wheel Drive Only (Ramcharger). CB-MB = Compact Front Section Only. W = Conventional Cab 4 Wheel Drive.  
**CODES:** AW = 4 Wheel Drive Only (Ramcharger). P = Forward Control Chassis. M = Motor Home.

**MEDIUM-HEAVY CODES:** XNT = Low Cab Forward. D = Conventional Cab. S = School Bus. W = 4-Wheel Drive.  
 AR=Use as Required # = New Part Number Printed in U.S.A. June, 1982

## MATERIAL TRIMMING AD,AW, D,W 1978-79-80

8323 5650



ITEM	PART NUMBER	QTY	MODEL	DESCRIPTION
------	-------------	-----	-------	-------------

**MATERIAL TRIMMING**  
**AD,AW, D,W**  
**1978-79-80**

NOTE: The Following Material Sold By The Inch, 54 Inches Wide.

1	4035 021	AR		FABRIC, Seat, Hillcrest Pattern Blue
	4035 022	AR		Green - 1978
	4119 936	AR		Green - 1979-80
	4035 024	AR		Caramel - 1978
	4119 937	AR		Cashmere - 1979-80
	4083 044	AR		Red - 1978
	4087 438	AR		Red - 1979
2	4166 421	AR		Red - 1980
	4035 037	AR		FABRIC, Seat, Topeka Pattern Blue - 1978
	4119 926	AR		Blue - 1979
	4035 038	AR		Green - 1978
	4119 927	AR		Green - 1979
	4035 040	AR		Caramel - 1978
	4119 928	AR		Cashmere, 1979-0
3	4083 047	AR		Red - 1978
	4119 929	AR		Red - 1979
	4161 802	AR		Red - 1980
	4083 082	AR		FABRIC, Seat, Trombley Pattern Blue
4	4083 083	AR		Green
	4083 085	AR		Caramel
	4083 084	AR		Red
	4083 078	AR		IMITATION LEATHER, Vanguard Texture Blue
5	4083 079	AR		Green
	4083 080	AR		Caramel
	4083 081	AR		Red
	4083 663	AR		IMITATION LEATHER, Titan Grain, Polyester Black - 1978
	4119 917	AR		Black, Winslow Texture - 1979
	4083 664	AR		Blue, Titan Grain - 1978
	4119 918	AR		Blue, Winslow Texture - 1979
	4161 799	AR		Blue, Winslow Texture - 1980
	4083 665	AR		Green, Titan Grain - 1978
	4119 919	AR		Green, Winslow Texture - 1979
6	4083 666	AR		Caramel, Titan Grain - 1978
	4119 920	AR		Cashmere, Winslow Texture - 1979
	4083 667	AR		Red, Titan Grain - 1978
	4119 921	AR		Red, Winslow Texture - 1979
	4161 800	AR		Red, Winslow Texture - 1980
	4113 252	AR		IMITATION LEATHER, Tacoma Embossed, Multicolor Black
	4087 433	AR		Blue
4087 434	AR		Green	
4087 435	AR		Caramel	
4113 253	AR		Red	

<b>LIGHT</b>	A = All Sport Utility (Ramcharger).	B = All Compact Models.	D = Conventional Cab.
<b>DUTY</b>	AD = 2 Wheel Drive Only (Ramcharger).	CB-MB = Compact Front Section Only.	W = Conventional Cab 4 Wheel Drive.
<b>CODES:</b>	AW = 4 Wheel Drive Only (Ramcharger).	P = Forward Control Chassis.	M = Motor Home.

**MEDIUM-HEAVY CODES:** XNT = Low Cab Forward. D = Conventional Cab. S = School Bus. W = 4-Wheel Drive.

AR=Use as Required

#=New Part Number

Printed in U.S.A.

June, 1982

# 1978-81 LIGHT DUTY TRUCK PARTS CATALOG

BODY

ITEM	PART NUMBER	QTY	MODEL	DESCRIPTION
------	-------------	-----	-------	-------------

**MATERIAL TRIMMING**  
**AD,AW, D,W**  
**1978-79-80**

IMITATION LEATHER, Tampa Emboss Multicolor - 1978

4083 669	AR	Black
4083 670	AR	Blue
4083 671	AR	Green
4083 672	AR	Caramel
4083 673	AR	Red

IMITATION LEATHER, Timbuck - 1979

4119 912	AR	Black
4119 913	AR	Blue
4119 914	AR	Green
4119 915	AR	Cashmere
4119 916	AR	Red

IMITATION LEATHER, Titan Grain, Polyester (Not Serv.)

7

8

IMITATION LEATHER, Oxford Grain

4083 657	AR	Polyester, Black
4083 658	AR	Knit Back, Blue, 1978-9
4161 783	AR	Knit Back, Blue - 1980
4083 659	AR	Knit Back, Green - 1978
4119 934	AR	Knit Back, Green - 1979
4083 660	AR	Polyester, Caramel - 1978
4119 935	AR	Polyester, Cashmere - 1979
4083 661	AR	Knit Back, Red, 1978-9
4211 075	AR	Knit Back, Red, 1980

9

IMITATION LEATHER, Oxford Grain, Broken Twill

4083 651	AR	Black
4083 652	AR	Blue, 1978-9
4161 910	AR	Blue, 1980
4083 653	AR	Green, 1978
4119 944	AR	Green, 1979-0
4083 654	AR	Caramel - 1978
4119 945	AR	Cashmere, 1979-0
4083 655	AR	Red

NOTE: Polyester, Knit Back and Broken Twill refers to the type of BACKING on the Material.

<b>LIGHT</b>	A = All Sport Utility (Ramcharger).	B = All Compact Models.	D = Conventional Cab.
<b>DUTY</b>	AD = 2 Wheel Drive Only (Ramcharger).	CB-MB = Compact Front Section Only.	W = Conventional Cab 4 Wheel Drive.
<b>CODES:</b>	AW = 4 Wheel Drive Only (Ramcharger).	P = Forward Control Chassis.	M = Motor Home.
<b>MEDIUM-HEAVY CODES:</b> XNT = Low Cab Forward. D = Conventional Cab. S = School Bus. W = 4-Wheel Drive.			

AR=Use as Required

# = New Part Number

Printed in U.S.A.

June, 1982





**TRIMMING MATERIAL  
A,D,W  
1981**

**ILLUSTRATION NOT AVAILABLE AT TIME OF PUBLICATION**

ITEM	PART NUMBER	QTY	MODEL	DESCRIPTION
<b>TRIMMING MATERIAL</b>				
<b>A,D,W</b>				
<b>1981</b>				
	4219 625	AR	AD,AW	FABRIC, Lambswool - Cashmere
	4211 582	AR	D,W	FABRIC, Seat Cloth - Talbot, Sales Code KL4 (Blue)
	4211 584	AR	D,W	Cashmere
	4211 585	AR	D,W	Red
	R190 ST3	AR	D,W	FABRIC, Seat Cloth, Corinthian, Sales Code KL7 (Cashmere)
	R190 TM6	AR	D,W	Red
	4211 586	AR	D,W	FABRIC, Seat Cloth - Tangier, Sales Code KL5 (Blue)
	4211 588	AR	D,W	Cashmere
	4211 589	AR	D,W	Red
	4166 425	AR	AD,AW	FABRIC, Seat Cloth, Tuscon Pattern (Black)
	4161 788	AR	AD,AW	Blue
	4161 790	AR	AD,AW	Cashmere
	4161 791	AR	AD,AW	Red
	R622 VX9	AR	A,D,W	IMITATION LEATHER, Saddle, 54" Width (Black)
	4215 029	AR	A,D,W	Blue
	R603 VT3	AR	A,D,W	Cashmere
	R603 VM6	AR	A,D,W	Red
	4119 912	AR	D,W	IMITATION LEATHER, Timbuck, Sales Code KL1 (Black)
	4161 797	AR	D,W	Blue
	4119 915	AR	D,W	Cashmere
	4161 798	AR	D,W	Red
	4119 917	AR	A,D,W	IMITATION LEATHER, Winslow Texture, Sales Code KL3 (Black)
	4161 799	AR	A,D,W	Blue
	4119 920	AR	A,D,W	Cashmere
	4161 800	AR	A,D,W	Red
	R609 VX9	AR	A,D,W	IMITATION LEATHER, Saddle Knit Back, Sales Code KA5 (Black)
	R616 VB2	AR	A,D,W	Blue
	R616 VT3	AR	A,D,W	Cashmere
	R616 VM6	AR	A,D,W	Red
	4219 623	AR	AD,AW	IMITATION LEATHER, Buckskin - Cashmere

<b>LIGHT</b>	A = All Sport Utility (Ramcharger).	B = All Compact Models.	D = Conventional Cab.
<b>DUTY</b>	AD = 2 Wheel Drive Only (Ramcharger).	CB-MB = Compact Front Section Only.	W = Conventional Cab 4 Wheel Drive.
<b>CODES:</b>	AW = 4 Wheel Drive Only (Ramcharger).	P = Forward Control Chassis.	M = Motor Home.

**MEDIUM-HEAVY CODES:** XNT = Low Cab Forward. D = Conventional Cab. S = School Bus. W = 4-Wheel Drive.

AR=Use as Required

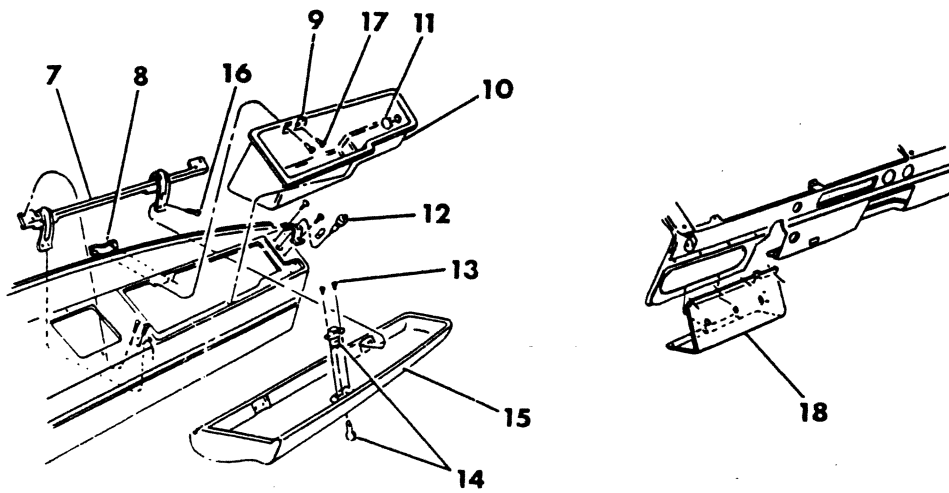
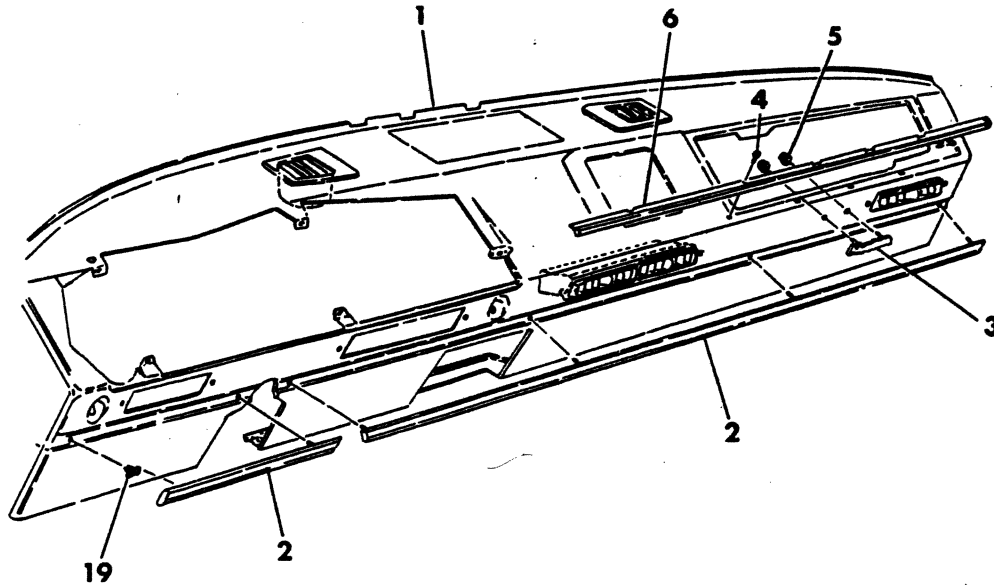
# = New Part Number

Printed in U.S.A.

June, 1982

8323 5700

## INSTRUMENT PANEL TRIM MOULDINGS & GLOVE BOX A-D-W1,2,3 (1978-79-80)



ITEM	PART NUMBER	QTY	MODEL	DESCRIPTION
<b>INSTRUMENT PANEL TRIM MOULDINGS &amp; GLOVE BOX A-D-W1,2,3 (1978-79-80)</b>				
1	4085 137	1		PANEL, Instrument, w/o Air
	4085 138	1		w/Air
	3489 948	1		Bracket, Instrument Pnl. Support
	4216 666-7	1		REINFORCEMENT,I/Panel Lower
	3489 745	1		COVER, Instrument Panel, Strg. Col. Opng. - 1978
	4114 333	1		Black w/o Tilt - 1979-80
	4114 334	1		Blue w/o Tilt - 1979
	4162 533	1		Blue w/o Tilt - 1980
	4114 335	1		Green w/o Tilt - 1979-80
	4114 336	1		Cashmere w/o Tilt - 1979-80
	4114 337	1		Red w/o Tilt - 1979
	4162 534	1		Red w/o Tilt - 1980
	4034 868	1		w/Tilt Steering - 1978
	4114 338	1		w/Tilt Steering - 1979-80
	3489 855	1		COVER, Strg. Col. Opening, White - RHD
2	3895 440-1	1		MOULDING, Trim - Ramcharger & Adv.
	3895 922-3	1		Adv. S.E. & Ramcharger S.E.- 1978
	4114 610-1	1		1979-80
3	4034 139	1		NAME PLATE, Inst. "Custom"
	4034 133	1		"Adventurer"
	4162 587	1		"Adventurer Sport"
	4034 134	1		"Adventurer S.E."
	4034 135	1		"Ramcharger S.E."
	4034 136	1		"Trailduster - Sport"
4		AR		SCREW, 8-18 x 1/2 (Not Serv.)
5		AR		NUT (Not Serv.)
6	3895 920	1		MOULDING, Upper Trim
7	3635 081	1		HINGE, Glove Box
8	6027 449	1		SPRING NUT
9	3489 633	1		CATCH, Glove Box
10	3895 732	1		BOX, Glove
	3489 562	1		BOX, Inst. Pnl. Glove - RHD
11	2822 583	1		LENS, Glove Box Lamp
12	3489 952	1		LAMP, Glove Box
13				SCREW, 6-20 x 3/8 (Not Serv.)
14	2976 743	1		CYLINDER & KEY
	2080 736	1		LATCH, Glove Box
	9416 043	2		Screw, G/Box Dr. Latch
15	3895 616	1		DOOR, Glove Box, Black
	3895 869	1		Blue, 1978-9
	4162 537	1		Blue - 1980
	3895 870	1		Green - 1978
	4119 031	1		Green - 1979-80
	3895 872	1		Caramel - 1978
	4119 032	1		Cashmere - 1979-80
	4034 878	1		Red - 1978-9
	4162 538	1		Red - 1980
	4034 478	1		BUMPER, Ins/Pnl. Glove Box Door

<b>LIGHT</b>	A = All Sport Utility (Ramcharger).	B = All Compact Models.	D = Conventional Cab.
<b>DUTY</b>	AD = 2 Wheel Drive Only (Ramcharger).	CB-MB = Compact Front Section Only.	W = Conventional Cab 4 Wheel Drive.
<b>CODES:</b>	AW = 4 Wheel Drive Only (Ramcharger).	P = Forward Control Chassis.	M = Motor Home.

**MEDIUM-HEAVY CODES:** XNT = Low Cab Forward. D = Conventional Cab. S = School Bus. W = 4-Wheel Drive.

AR = Use as Required

# = New Part Number

Printed in U.S.A.

June, 1982

# 1978-81 LIGHT DUTY TRUCK PARTS CATALOG

BODY

ITEM	PART NUMBER	QTY	MODEL	DESCRIPTION
<b>INSTRUMENT PANEL            TRIM MOULDINGS &amp; GLOVE BOX            A-D-W1,2,3 (1978-79-80)</b>				
16	455 134	4		SCREW, Glove Box Hinge
17	6003 335	2		RETAINER & STUD
18	3738 704	1		PANEL, Control
19	6003 624	6		RETAINER
	4118 632	1		PAD, Dash Pnl. Insul. Rt. Side (Not Shown)
	4118 633	1		Left
	4118 634	1		Center

**LIGHT DUTY CODES:** A = All Sport Utility (Ramcharger). B = All Compact Models. D = Conventional Cab.  
 AD = 2 Wheel Drive Only (Ramcharger). CB-MB = Compact Front Section Only. W = Conventional Cab 4 Wheel Drive.  
 AW = 4 Wheel Drive Only (Ramcharger). P = Forward Control Chassis. M = Motor Home.

**MEDIUM-HEAVY CODES:** XNT = Low Cab Forward. D = Conventional Cab. S = School Bus. W = 4-Wheel Drive.

ITEM	PART NUMBER	QTY	MODEL	DESCRIPTION
<b>INSTRUMENT PANEL GLOVE BOX A-D-W (1981)</b>				
1	4216 669	1	A,D,W	PANEL, Instrument - Black
	4216 671	1	A,D,W	Blue
	4216 673	1	A,D,W	Cashmere
	4216 675	1	A,D,W	Red
2	4162 839	AR	A,D,W	TRIM, I/Pnl. Edge To Body
3	4216 594	AR	A,D,W	TRIM, I/Pnl. Edge
4	4162 110	1	A,D,W	COVER, I/Pnl. Strg. Col. Opng. Lower (Paint as Reqd.)
5	4162 115	1	A,D,W	COVER, I/Pnl. Strg. Col. Opng. Upper (Paint as Reqd.)
	4162 529	1	A,D,W	RETAINER, strg. col. opng. cover - Tilt
	4162 530	1	A,D,W	w/o Tilt Strg.
6	4162 072	1	A,D,W	CATCH, G/Box Lock
7	3590 551	2	A,D,W	BUMPER
8	2999 806	1	A,D,W	LATCH ASSY., G/Box
9	4162 059	1	A,D,W	BIN, G/Box Door
10	4162 066	1	A,D,W	DOOR, G/Box (Paint as Reqd.)
11	152 244	1	A,D,W	BULB, G/Box
12	3747 079	1	A,D,W	LAMP ASSY, G/Box
13	4216 562	1	A,D,W	NAME PLATE, Inst. Panel - Custom
	4216 563	1	A,D,W	Custom S.E.
	4216 564	1	A,D,W	Royal
	4216 565	1	A,D,W	Royal S.E.
	4216 566	1	A,D,W	Big Horn
	4216 567	1	PD-PW	Trailduster
	4162 446	1	D,W	Sport
14	3548 263	1	A,D,W	LOCK CYL., G/Box
--	4162 796	1	A,D,W	EXT. ASSY., I/Pnl. Brace (Not Shown)
	4216 507	1	A,D,W	EXT., I/Pnl. Brace (Not Shown)
--	4162 024	1	A,D,W	REINF. ASSY., I/Pnl. Lwr. Rt. & Ctr.(Not Shown)
	4216 667	1	A,D,W	Lower Left (Not Shown)

<b>LIGHT</b>	A = All Sport Utility (Ramcharger).	B = All Compact Models.	D = Conventional Cab.
<b>DUTY</b>	AD = 2 Wheel Drive Only (Ramcharger).	CB-MB = Compact Front Section Only.	W = Conventional Cab 4 Wheel Drive.
<b>CODES:</b>	AW = 4 Wheel Drive Only (Ramcharger).	P = Forward Control Chassis.	M = Motor Home.

**MEDIUM-HEAVY CODES:** XNT = Low Cab Forward. D = Conventional Cab. S = School Bus. W = 4-Wheel Drive.

AR=Use as Required

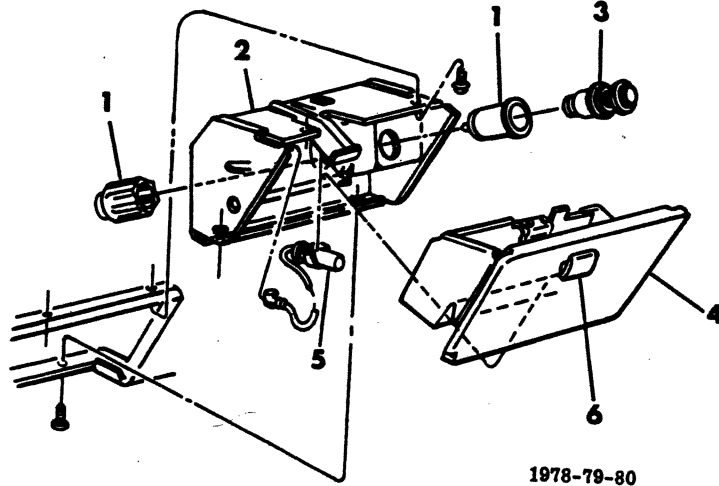
# =New Part Number

Printed in U.S.A.

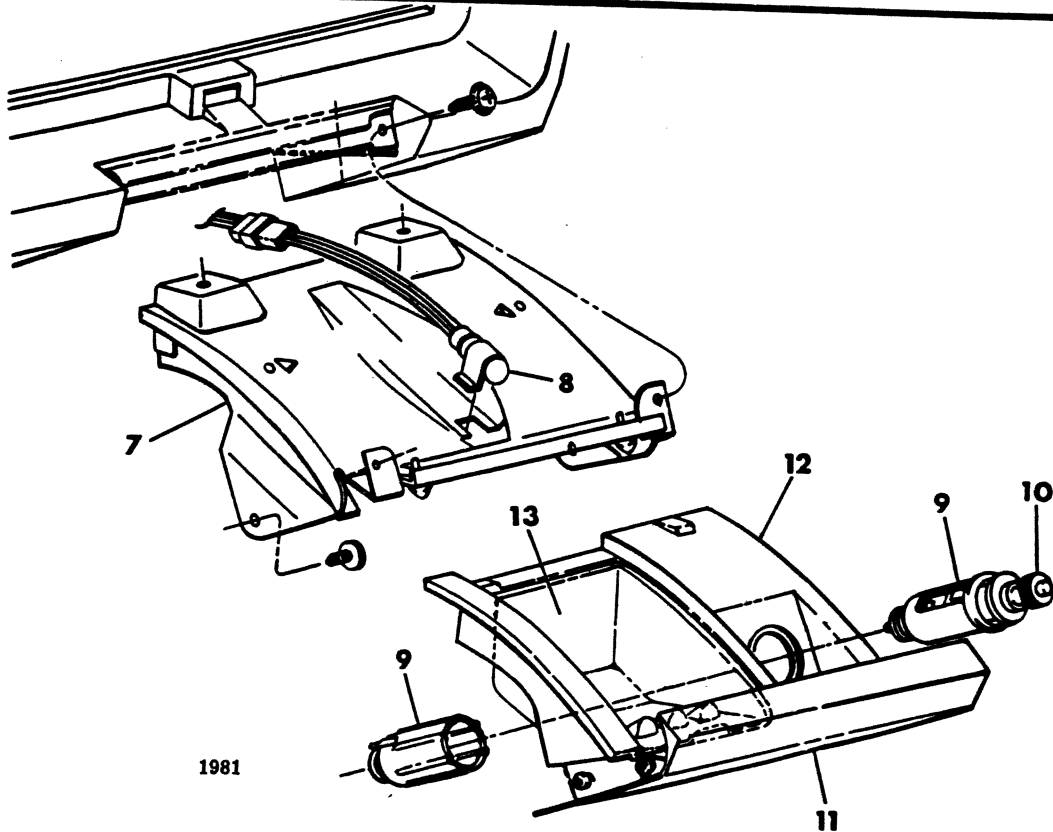
June, 1982

8323 5800B

ASH RECEIVER  
A-D-W



1978-79-80



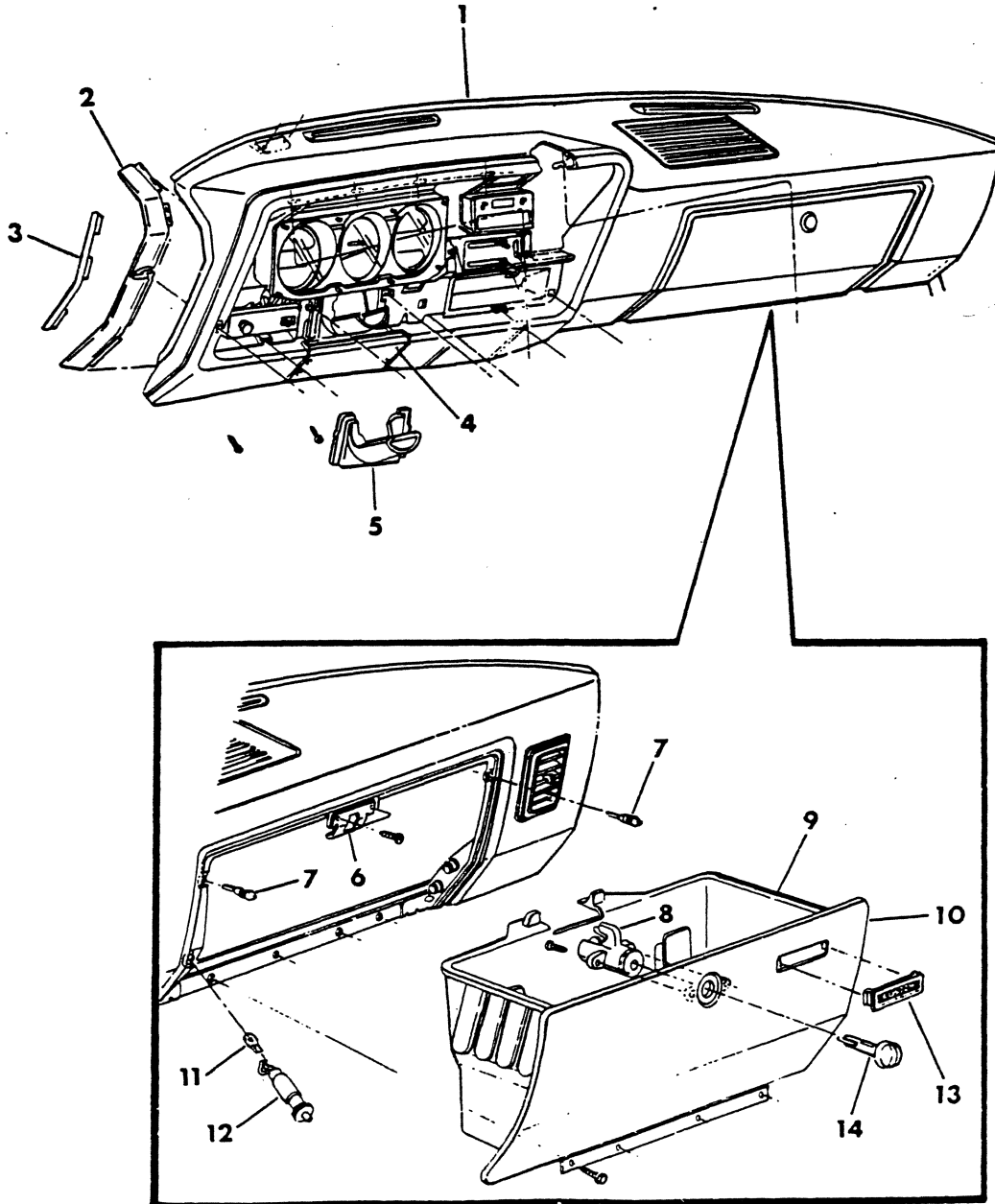
1981





INSTRUMENT PANEL  
GLOVE BOX  
A-D-W (1981)

8323 5750



BODY

# 1978-81 LIGHT DUTY TRUCK PARTS CATALOG

ITEM	PART NUMBER	QTY	MODEL	DESCRIPTION
<b>ASH RECEIVER</b>				
<b>A-D-W</b>				
1	2932 727	1		SHELL W/CLAMP
2	3738 861	1		HOUSING ASSY. Ash Rec.
	1839 301	1		Bumper, Inst. Pnl. Ash Rec.
3	2290 188	1		KNOB
	3004 190	1		HEATING ELEMENT
--	3635 355	1		PACKAGE, Cigar Lighter (Not Shown)
4	4034 143	1		RECEPTABLE, Complete
--	2218 683	2		BUMPER, I/Pnl. Ash Receiver (Not Shown) 1978-9-0
5	3489 949	1		LAMP, Ash Receiver
	274 004	1		BULB, Lamp
6	2984 477	1		BUTTON, Inst. Pnl. Ash Rec. Spring Stop
7	4162 655	1	A,D,W	COVER & SPRING, Ash Rec.
8	4162 642	1	A,D,W	LAMP ASSY., Ash Rec.
9	4114 252	1	A,D,W	SHELL, w/Clamp
	3746 629	1	A,D,W	BEZEL, Shell (Not Shown)
10	2290 188	1	A,D,W	KNOB, Heating Element
	3004 190	1	A,D,W	HEATING ELEMENT
	3635 355	1	A,D,W	PACKAGE, Cigar Lighter 1978-79-80 (Not Shown)
	4267 296	1	A,D,W	1981
11	4162 663	1	A,D,W	FACE PLATE, Ash Rec. (Paint as Req'd.)
	3590 551	2	A,D,W	BUMPER, Inst. Pnl. Ash Rec. 1981
12	4162 628	1	A,D,W	HOUSING, Inst. Pnl. Ash Rec.
13	4162 629	1	A,D,W	RECEPTACLE, Inst. Pnl. Ash Rec.
	4212 412	1	A,D,W	BRACKET, Side Inner Pnl. Ash Rec.
	4162 655	1	A,D,W	COVER & SPRING, Ash Rec.

<b>LIGHT</b>	A = All Sport Utility (Ramcharger).	B = All Compact Models.	D = Conventional Cab.
<b>DUTY</b>	AD = 2 Wheel Drive Only (Ramcharger).	CB-MB = Compact Front Section Only.	W = Conventional Cab 4 Wheel Drive.
<b>CODES:</b>	AW = 4 Wheel Drive Only (Ramcharger).	P = Forward Control Chassis.	M = Motor Home.

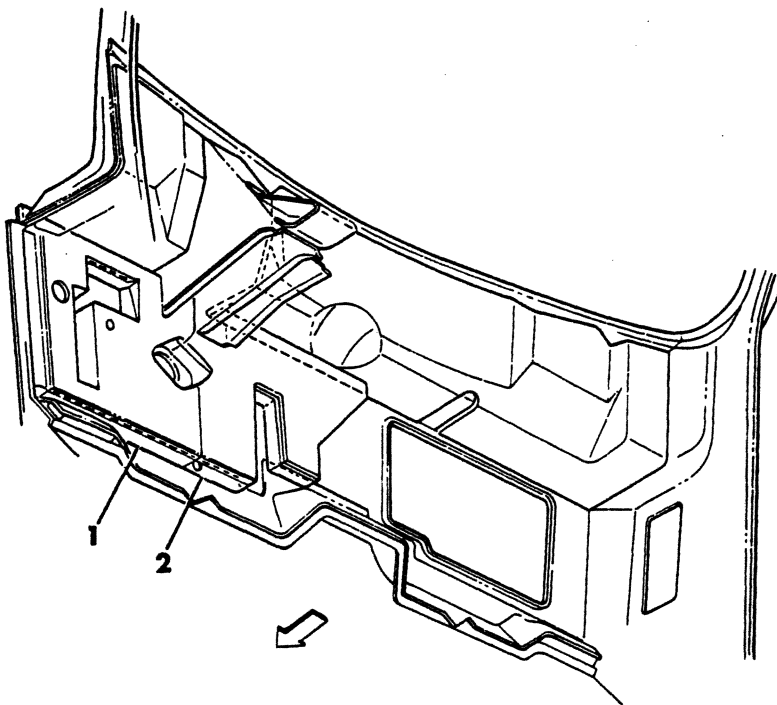
---

**MEDIUM-HEAVY CODES:** XNT = Low Cab Forward. D = Conventional Cab. S = School Bus. W = 4-Wheel Drive.

AR=Use as Required      # = New Part Number      Printed in U.S.A.      June, 1982

LINERS - DASH PANEL  
A-D-W

8323 5900



ITEM	PART NUMBER	QTY	MODEL	DESCRIPTION
<b>LINERS - DASH PANEL A-D-W</b>				
1	3729 344	1		LINER, Left, 1978-79-80
	4212 767	1		1981
2	3494 301	1		LINER, Center 1978-79-80
	4212 942	1		1981

<b>LIGHT</b>	A = All Sport Utility (Ramcharger).	B = All Compact Models.	D = Conventional Cab.
<b>DUTY</b>	AD = 2 Wheel Drive Only (Ramcharger).	CB-MB = Compact Front Section Only.	W = Conventional Cab 4 Wheel Drive.
<b>CODES:</b>	AW = 4 Wheel Drive Only (Ramcharger).	P = Forward Control Chassis.	M = Motor Home.

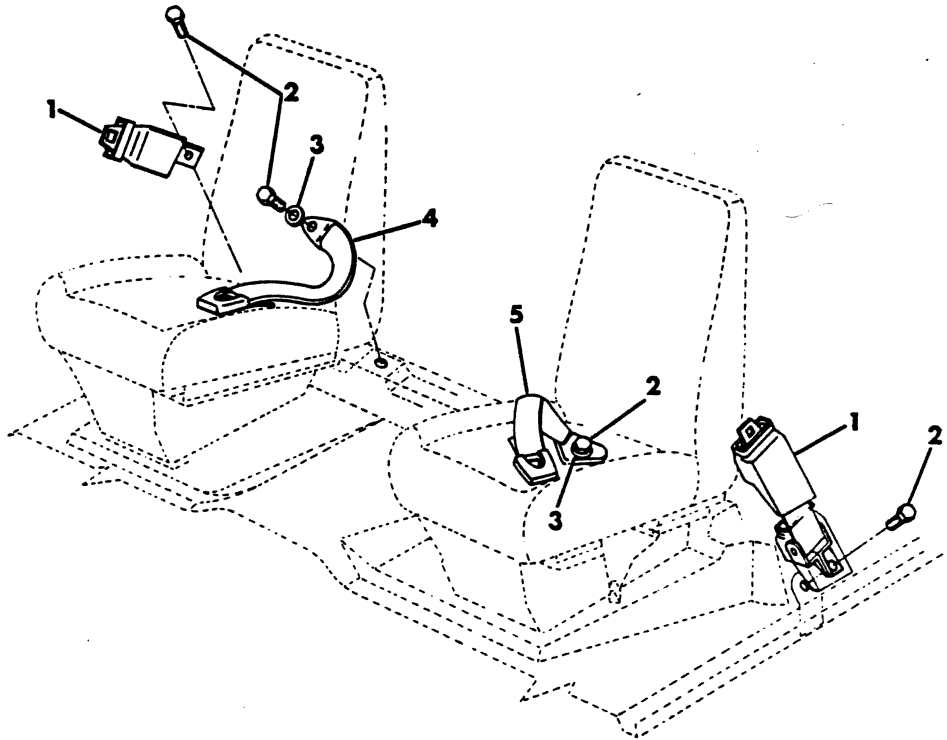
---

**MEDIUM-HEAVY CODES:** XNT = Low Cab Forward. D = Conventional Cab. S = School Bus. W = 4-Wheel Drive.

AR=Use as Required      # =New Part Number      Printed in U.S.A.      June, 1982

SEAT BELTS - BUCKET SEAT  
D-W

8323 6000A



ITEM,	PART NUMBER	QTY	MODEL	DESCRIPTION
<b>SEAT BELTS - BUCKET SEAT</b>				
<b>D-W</b>				
1	3899 336	2	D,W	BELT ASSY., Tip Half (Outboard) Black
	4118 086	2	D,W	Blue, 1980-81
	4118 088	2	D,W	Cashmere, 1980-81
	4118 089	2	D,W	Red, 1980-81
2	6030 792	1	D,W	BOLT
3		4		WASHER, (Not Serviced)
4	4033 624	1	D,W	BELT ASSY., Pass. Buckle Half (Inboard) Black
	4168 704	1	D,W	Blue, 1980-81
	4168 706	1	D,W	Cashmere, 1980-81
	4168 708	1	D,W	Red, 1980-81
5	4033 625	1		BELT ASSY., Driver Buckle Half (Inboard) Black
	4168 705	1		Blue, 1980-81
	4168 707	1		Cashmere, 1980-81
	4168 709	1		Red, 1980-81

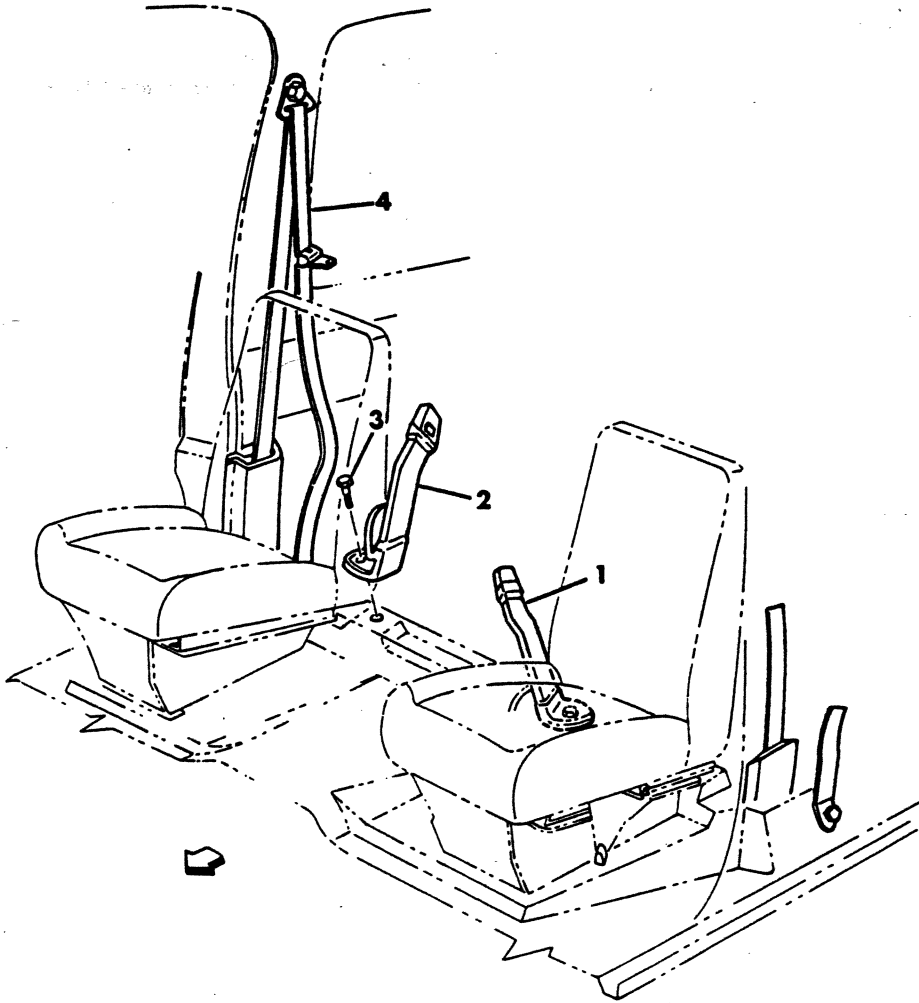
**LIGHT** A = All Sport Utility (Ramcharger). B = All Compact Models. D = Conventional Cab.  
**DUTY** AD = 2 Wheel Drive Only (Ramcharger). CB-MB = Compact Front Section Only. W = Conventional Cab 4 Wheel Drive.  
**CODES:** AW = 4 Wheel Drive Only (Ramcharger). P = Forward Control Chassis. M = Motor Home.

**MEDIUM-HEAVY CODES:** XNT = Low Cab Forward. D = Conventional Cab. S = School Bus. W = 4-Wheel Drive.

AR=Use as Required # =New Part Number Printed in U.S.A. June, 1982

SEAT BELT - BUCKET SEAT  
CLUB CAB

8323 6050





BODY

**1978-81 LIGHT DUTY TRUCK PARTS CATALOG**

ITEM	PART NUMBER	QTY	MODEL	DESCRIPTION
<b>SEAT BELT - BUCKET SEAT CLUB CAB</b>				
1			D,W	BELT ASSY., Driver Frt. Seat Lap & Shldr. Bkl. Half
	3899 351	1	D,W	Black
	4118 102	1	D,W	Blue, 1980-81
	4118 104	1	D,W	Cashmere, 1980-81
	4118 105	1	D,W	Red, 1980-81
2				BELT ASSY., Pass. Frt. Seat Lap & Shldr. Tip Half
	3899 248	1	D,W	Black
	4118 106	1	D,W	Blue, 1980-81
	4118 108	1	D,W	Cashmere, 1980-81
	4118 109	1	D,W	Red, 1980-81
3	6030 792	2		BOLT
4	4038 996	2		BELT, Shoulder, Black
	4214 736	2		1981
	4118 126	2		Blue - 1980
	4214 738	2		Blue - 1981
	4118 128	2		Cashmere - 1980
	4214 740	2		Cashmere - 1981
	4118 129	2		Red - 1980
	4214 742	2		Red - 1981
			D,W	COVER, Lap & Shldr. Belt Tip Half Hanger(Not Shown)
	3899 358	2	D,W	Black
	4118 122	2	D,W	Blue, 1980-81
	4118 124	2	D,W	Cashmere, 1980-81
	4118 125	2	D,W	Red, 1980-81

<b>LIGHT</b>	A = All Sport Utility (Ramcharger).	B = All Compact Models.	D = Conventional Cab.
<b>DUTY</b>	AD = 2 Wheel Drive Only (Ramcharger).	CB-MB = Compact Front Section Only.	W = Conventional Cab 4 Wheel Drive.
<b>CODES:</b>	AW = 4 Wheel Drive Only (Ramcharger).	P = Forward Control Chassis.	M = Motor Home.

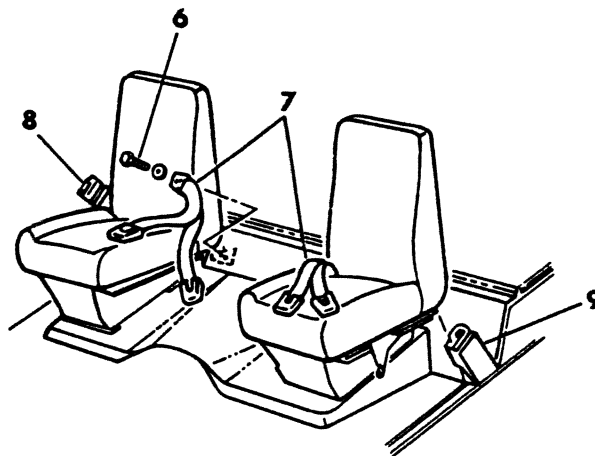
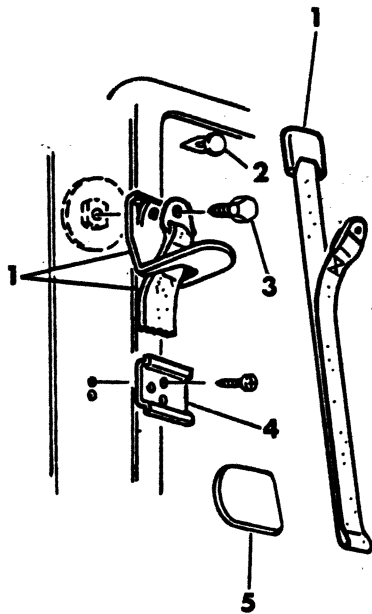
---

**MEDIUM-HEAVY CODES:** XNT = Low Cab Forward. D = Conventional Cab. S = School Bus. W = 4-Wheel Drive.

AR=Use as Required      # = New Part Number      Printed in U.S.A.      June, 1982

## SEAT & SHOULDER BELT - BUCKET SEAT AD-AW

8323 6100



BODY

# 1978-81 LIGHT DUTY TRUCK PARTS CATALOG

ITEM	PART NUMBER	QTY	MODEL	DESCRIPTION
<b>SEAT &amp; SHOULDER BELT - BUCKET SEAT AD-AW</b>				
1	4084 819	2		BELT, Frt. Seat Shldr. Tip Half
2	6002 669	2		PLUG, Shoulder Belt
3	6030 455	2		BOLT, Shoulder Belt - Up To 2-1-78
	6031 462	2		After 2-1-78
4	2999 865	2		CLIP, Shoulder Belt, Stowage
5	4796 FX9	2		COVER, Stowage Clip
6	6030 112	2		BOLT, Seat Belt
7	4033 624	2		BELT, Frt. Seat Shldr. & Lap Buckle Half, 1978-79-80
	4214 831	1		BELT ASSY., Drivers Frt. Seat Lap & Shldr. Buckle Half, Black 1981
	4214 827	1		Blue - 1981
	4214 835	1		Cashmere - 1981
	4214 833	1		Red - 1981
	4214 830	1		BELT ASSY., Pass. Frt. Seat Lap & Shldr. Buckle Half, Black-1981
	4214 826	1		Blue - 1981
	4214 834	1		Cashmere - 1981
	4214 832	1		Red - 1981
8	4083 394	1		BELT, Frt. Seat Tip Half, Right
9	4083 394	1		BELT, Frt. Seat Tip Half, Left
	4214 741	2		BELT ASSY., Frt. Seat Lap & Shldr. Tip Half, Black - 1981
	4214 743	2		Blue - 1981
	4214 747	2		Cashmere - 1981
	4214 749	2		Red - 1981
--	2782 818	1		REINFORCEMENT ASSY., Shoulder Belt

<b>LIGHT</b>	A = All Sport Utility (Ramcharger).	B = All Compact Models.	D = Conventional Cab.
<b>DUTY</b>	AD = 2 Wheel Drive Only (Ramcharger).	CB-MB = Compact Front Section Only.	W = Conventional Cab 4 Wheel Drive.
<b>CODES:</b>	AW = 4 Wheel Drive Only (Ramcharger).	P = Forward Control Chassis.	M = Motor Home.

**MEDIUM-HEAVY CODES:** XNT = Low Cab Forward. D = Conventional Cab. S = School Bus. W = 4-Wheel Drive.

AR=Use as Required

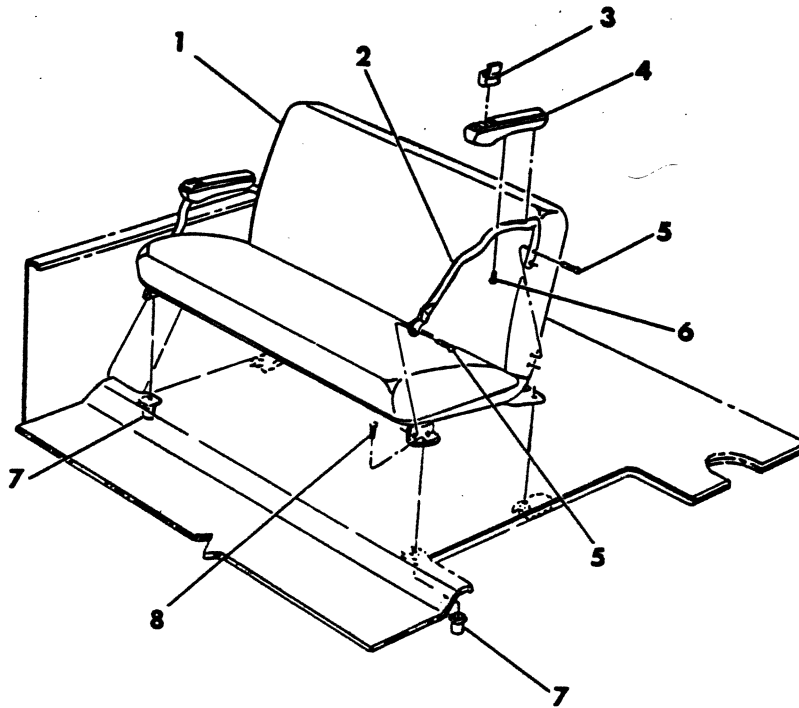
# = New Part Number

Printed in U.S.A.

June, 1982

8323 6200A

SEAT, REAR - AD-AW1 (1978-9)



ITEM	PART NUMBER	QTY	MODEL	DESCRIPTION
------	-------------	-----	-------	-------------

SEAT,REAR - AD-AW1 (1978-9)

NOTE: Sales Code KCA Used With Front Bucket Seats. Sales Code KL2 Used With Front Bench Seats.

1		1		REAR SEAT, Deluxe Vinyl (Sales Code KCA)
	4113 344	1		Blue - 1978
	4118 535	1		Blue - 1979
	4113 345	1		Green - 1978
	4118 536	1		Green - 1979
	4113 346	1		Caramel - 1978
	4118 537	1		Cashmere - 1979
	4113 347	1		Red - 1978
	4118 538	1		Red - 1979
				CUSHION COVER, Deluxe Vinyl (Sales Code KCA)
	4082 457	1		Blue - 1978
	4118 530	1		Blue - 1979
	4082 458	1		Green - 1978
	4118 529	1		Green - 1979
	4082 459	1		Caramel - 1978
	4118 528	1		Cashmere - 1979
	4082 460	1		Red - 1978
	4118 527	1		Red - 1979
				BACK COVER, Deluxe Vinyl (Sales Code KCA)
	4082 462	1		Blue - 1978
	4118 534	1		Blue - 1979
	4082 463	1		Green - 1978
	4118 533	1		Green - 1979
	4082 464	1		Caramel - 1978
	4118 532	1		Cashmere - 1979
	4082 465	1		Red - 1978
	4118 531	1		Red - 1979
				REAR SEAT, Deluxe Vinyl (Sales Code KL2)
	4113 340	1		Blue - 1978
	4118 368	1		Blue - 1979
	4113 341	1		Green - 1978
	4118 369	1		Green - 1979
	4113 342	1		Caramel - 1978
	4118 370	1		Cashmere - 1979
	4113 343	1		Red - 1978
	4118 371	1		Red - 1979
				CUSHION COVER, Deluxe Vinyl (Sales Code KL2)
	4083 155	1		Blue - 1978
	4119 739	1		Blue - 1979
	4083 156	1		Green - 1978
	4119 740	1		Green - 1979
	4083 157	1		Caramel - 1978
	4119 741	1		Cashmere - 1979
	4083 158	1		Red - 1978
	4119 742	1		Red - 1979
				BACK COVER, Deluxe Vinyl (Sales Code KL2)
	4083 160	1		Blue - 1978
	4119 735	1		Blue - 1979

**LIGHT** A = All Sport Utility (Ramcharger). B = All Compact Models. D = Conventional Cab.  
**DUTY** AD = 2 Wheel Drive Only (Ramcharger). CB-MB = Compact Front Section Only. W = Conventional Cab 4 Wheel Drive.  
**CODES:** AW = 4 Wheel Drive Only (Ramcharger). P = Forward Control Chassis. M = Motor Home.

**MEDIUM-HEAVY CODES:** XNT = Low Cab Forward. D = Conventional Cab. S = School Bus. W = 4-Wheel Drive.

AR=Use as Required

#=New Part Number

Printed in U.S.A.

June, 1982

# 1978-81 LIGHT DUTY TRUCK PARTS CATALOG

BODY

ITEM	PART NUMBER	QTY	MODEL	DESCRIPTION
<b>SEAT, REAR - AD-AW1 (1978-9)</b>				
	4083 161	1		Green - 1978
	4119 736	1		Green - 1979
	4083 162	1		Caramel - 1978
	4119 737	1		Cashmere - 1979
	4083 163	1		Red - 1978
	4119 738	1		Red - 1979
<b>REAR SEAT, Cloth &amp; Vinyl (Sales Code KE8)</b>				
	4113 348	1		Blue - 1978-9
	4113 349	1		Green - 1978
	4118 408	1		Green - 1979
	4113 350	1		Caramel - 1978
	4118 409	1		Cashmere - 1979
	4113 351	1		Red - 1978
	4118 410	1		Red - 1979
<b>CUSHION COVER, Cloth &amp; Vinyl (Sales Code KE8)</b>				
	4083 020	1		Blue
	4083 021	1		Green - 1978
	4119 745	1		Green - 1979
	4083 022	1		Caramel - 1978
	4119 746	1		Cashmere - 1979
	4083 023	1		Red - 1978
	4118 412	1		Red - 1979
<b>BACK COVER, Cloth &amp; Vinyl (Sales Code KE8)</b>				
	4083 024	1		Blue
	4083 025	1		Green - 1978
	4119 743	1		Green - 1979
	4083 026	1		Caramel - 1978
	4119 744	1		Cashmere - 1979
	4083 027	1		Red - 1978
	4118 411	1		Red - 1979
2	3737 754-5	1		SUPPORT, Rear Seat
3	2589 587	AR		RECEIVER, Rear Seat Arm Rest
	2657 877	AR		BEZEL
	2292 503	AR		SPRING
4	3639 506	2		ARM REST, Rear Seat, Black
	4038 293	2		Blue
	4038 294	2		Green - 1978
	4119 594	2		Green - 1979
	4038 295	2		Caramel - 1978
	4119 596	2		Cashmere - 1979
	4083 886	2		Red
5	6028 586	AR		SCREW, Support
6	6029 006	AR		SCREW, Arm Rest
7	6029 881	AR		CAP
8	6028 044	AR		BOLT, Seat
--	4118 523	4		BUTTON ASSY, Rr. Seat, Blue - 1979
	4118 524	4		Green - 1979
	4118 525	4		Cashmere - 1979
	4118 526	4		Red - 1979

<b>LIGHT DUTY CODES:</b>	A = All Sport Utility (Ramcharger).	B = All Compact Models.	D = Conventional Cab.
	AD = 2 Wheel Drive Only (Ramcharger).	CB-MB = Compact Front Section Only.	W = Conventional Cab 4 Wheel Drive.
	AW = 4 Wheel Drive Only (Ramcharger).	P = Forward Control Chassis.	M = Motor Home.

**MEDIUM-HEAVY CODES:** XNT = Low Cab Forward. D = Conventional Cab. S = School Bus. W = 4-Wheel Drive.

AR=Use as Required

# =New Part Number

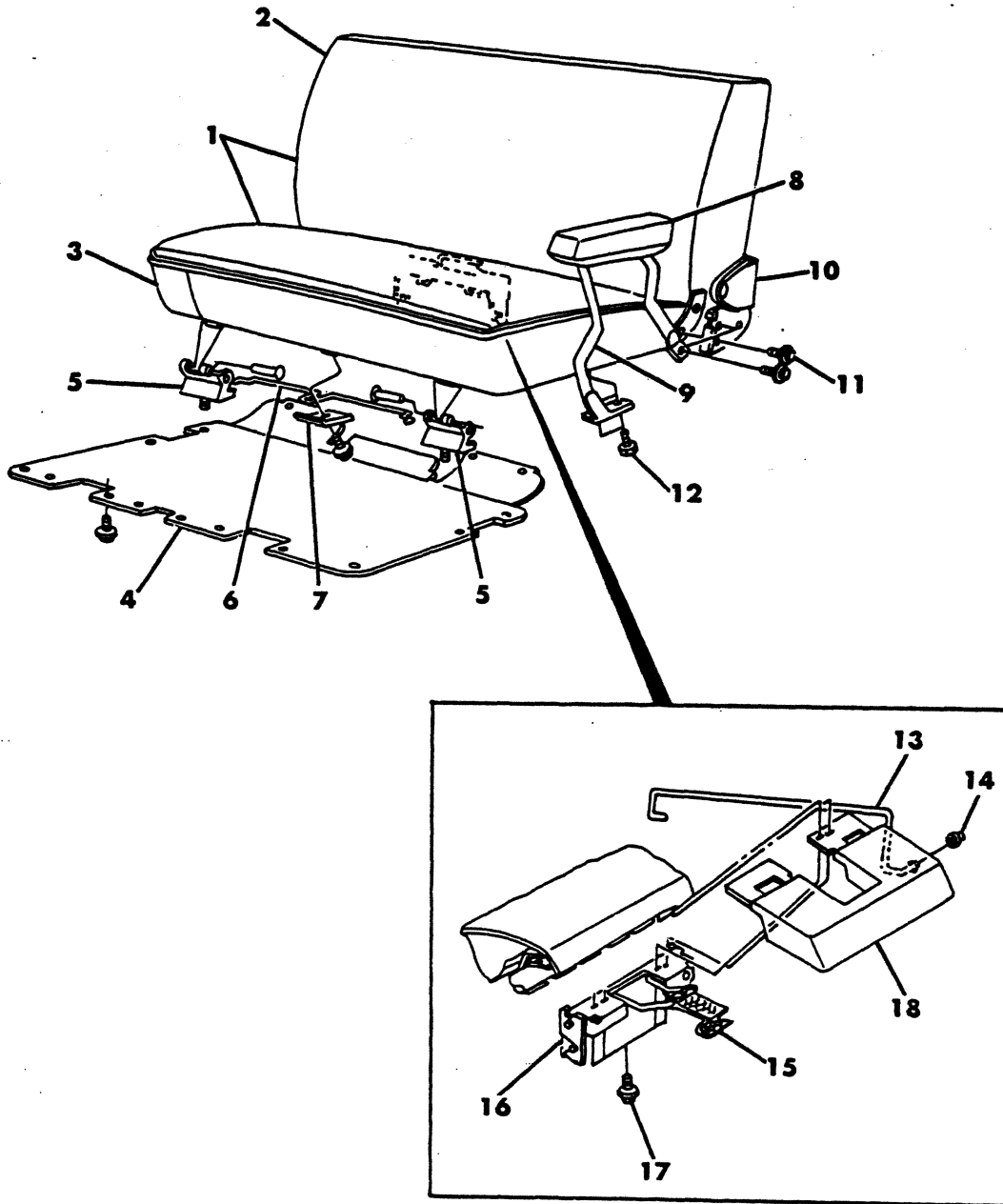
Printed in U.S.A.

June, 1982



SEAT, REAR - AD,AW1 (1980-81)

8323 6250





ITEM	PART NUMBER	QTY	MODEL	DESCRIPTION
<b>SEAT, REAR - AD,AW1 (1980-81)</b>				
1			AD,AW1	REAR SEAT, Deluxe Vinyl (Sales Code KA5)
	4166 089	1	AD,AW1	Black - 1980
	4214 868	1	AD,AW1	Black - 1981
	4166 090	1	AD,AW1	Blue - 1980
	4214 869	1	AD,AW1	Blue - 1981
	4166 092	1	AD,AW1	Cashmere - 1980
	4214 870	1	AD,AW1	Cashmere - 1981
	4166 093	1	AD,AW1	Red - 1980
	4214 871	1	AD,AW1	Red - 1981
			AD,AW1	REAR SEAT, Deluxe Vinyl (Sales Code KL3)
	4166 071	1	AD,AW1	Black - 1980
	4214 902	1	AD,AW1	Black - 1981
	4166 072	1	AD,AW1	Blue - 1980
	4214 903	1	AD,AW1	Blue - 1981
	4166 074	1	AD,AW1	Cashmere - 1980
	4214 904	1	AD,AW1	Cashmere - 1981
	4166 075	1	AD,AW1	Red - 1980
	4214 905	1	AD,AW1	Red - 1981
			AD,AW1	REAR SEAT, Cloth & Vinyl (Sales Code KN6)
	4166 678	1	AD,AW1	Black - 1980
	4214 885	1	AD,AW1	Black - 1981
	4166 107	1	AD,AW1	Blue - 1980
	4214 886	1	AD,AW1	Blue - 1981
	4166 108	1	AD,AW1	Green - 1980
	4166 109	1	AD,AW1	Cashmere - 1980
	4214 887	1	AD,AW1	Cashmere - 1981
	4166 110	1	AD,AW1	Red - 1980
	4214 888	1	AD,AW1	Red - 1981
	4219 699	1	AD,AW1	REAR SEAT (Sales Code KND)
2			AD,AW1	BACK ASSY., Deluxe Vinyl (Sales Code KA5)
	4166 095	1	AD,AW1	Black - 1980
	4214 880	1	AD,AW1	Black - 1981
	4166 096	1	AD,AW1	Blue - 1980
	4214 881	1	AD,AW1	Blue - 1981
	4166 098	1	AD,AW1	Cashmere - 1980
	4214 882	1	AD,AW1	Cashmere - 1981
	4166 099	1	AD,AW1	Red - 1980
	4214 883	1	AD,AW1	Red - 1981
			AD,AW1	COVER, Back, Deluxe Vinyl (Sales Code KA5)
	4166 269	1	AD,AW1	Black - 1980
	4214 945	1	AD,AW1	Black - 1981
	4160 501	1	AD,AW1	Blue - 1980
	4214 946	1	AD,AW1	Blue - 1981
	4160 503	1	AD,AW1	Cashmere - 1980
	4214 947	1	AD,AW1	Cashmere - 1981
	4160 504	1	AD,AW1	Red - 1980
	4214 948	1	AD,AW1	Red - 1981
			AD,AW1	BACK ASSY., Deluxe Vinyl (Sales Code KL3)
	4166 077	1	AD,AW1	Black - 1980

**LIGHT** A = All Sport Utility (Ramcharger). B = All Compact Models. D = Conventional Cab.  
**DUTY** AD = 2 Wheel Drive Only (Ramcharger). CB-MB = Compact Front Section Only. W = Conventional Cab 4 Wheel Drive.  
**CODES:** AW = 4 Wheel Drive Only (Ramcharger). P = Forward Control Chassis. M = Motor Home.

**MEDIUM-HEAVY CODES:** XNT = Low Cab Forward. D = Conventional Cab. S = School Bus. W = 4-Wheel Drive.

AR=Use as Required # =New Part Number Printed in U.S.A. June, 1982

# 1978-81 LIGHT DUTY TRUCK PARTS CATALOG

BODY

ITEM	PART NUMBER	QTY	MODEL	DESCRIPTION
<b>SEAT, REAR - AD,AW1 (1980-81)</b>				
	4214 912	1	AD,AW1	Black - 1981
	4166 078	1	AD,AW1	Blue - 1980
	4214 913	1	AD,AW1	Blue - 1981
	4166 080	1	AD,AW1	Cashmere - 1980
	4214 914	1	AD,AW1	Cashmere - 1981
	4166 081	1	AD,AW1	Red - 1980
	4214 915	1	AD,AW1	Red - 1981
			AD,AW1	COVER, Back, Deluxe Vinyl (Sales Code KL3)
	4166 266	1	AD,AW1	Black - 1980
	4214 934	1	AD,AW1	Black - 1981
	4160 481	1	AD,AW1	Blue - 1980
	4214 935	1	AD,AW1	Blue - 1981
	4160 483	1	AD,AW1	Cashmere - 1980
	4214 936	1	AD,AW1	Cashmere - 1981
	4160 484	1	AD,AW1	Red - 1980
	4214 937	1	AD,AW1	Red - 1981
			AD,AW1	BACK ASSY., Cloth & Vinyl (Sales Code KN6)
	4166 680	1	AD,AW1	Black - 1980
	4214 897	1	AD,AW1	Black - 1981
	4166 112	1	AD,AW1	Blue - 1980
	4214 898	1	AD,AW1	Blue - 1981
	4166 113	1	AD,AW1	Green - 1980
	4166 114	1	AD,AW1	Cashmere - 1980
	4214 899	1	AD,AW1	Cashmere - 1981
	4166 115	1	AD,AW1	Red - 1980
	4214 900	1	AD,AW1	Red - 1981
			AD,AW1	COVER, Back Cloth & Vinyl (Sales Code KN6)
	4166 282	1	AD,AW1	Black - 1980
	4214 924	1	AD,AW1	Black - 1981
	4160 491	1	AD,AW1	Blue - 1980
	4214 925	1	AD,AW1	Blue - 1981
	4160 492	1	AD,AW1	Green - 1980
	4160 493	1	AD,AW1	Cashmere - 1980
	4214 926	1	AD,AW1	Cashmere - 1981
	4160 494	1	AD,AW1	Red - 1980
	4214 927	1	AD,AW1	Red - 1981
	4219 667	1	AD,AW1	COVER, Back,Rawhide Cashmere (Sales Code KND)
	4219 674	1	AD,AW1	BACK ASSY.,Rawhide Cashmere (Sales Code KND)
	6008 076	AR	AD,AW1	FASTENER, Rear Seat Cover
3			AD,AW1	CUSHION ASSY., Deluxe Vinyl (Sales Code KA5)
	4166 101	1	AD,AW1	Black - 1980
	4214 874	1	AD,AW1	Black - 1981
	4166 102	1	AD,AW1	Blue - 1980
	4214 875	1	AD,AW1	Blue - 1981
	4166 104	1	AD,AW1	Cashmere - 1980
	4214 876	1	AD,AW1	Cashmere - 1981
	4166 105	1	AD,AW1	Red - 1980
	4214 877	1	AD,AW1	Red - 1981
			AD,AW1	COVER, Cushion, Deluxe Vinyl (Sales Code KA5)

**LIGHT** A = All Sport Utility (Ramcharger). B = All Compact Models. D = Conventional Cab.  
**DUTY** AD = 2 Wheel Drive Only (Ramcharger). CB-MB = Compact Front Section Only. W = Conventional Cab 4 Wheel Drive.  
**CODES:** AW = 4 Wheel Drive Only (Ramcharger). P = Forward Control Chassis. M = Motor Home.

**MEDIUM-HEAVY CODES:** XNT = Low Cab Forward. D = Conventional Cab. S = School Bus. W = 4-Wheel Drive.

AR=Use as Required

# =New Part Number

Printed in U.S.A.

June, 1982

ITEM	PART NUMBER	QTY	MODEL	DESCRIPTION
<b>SEAT, REAR - AD,AW1 (1980-81)</b>				
	4166 270	1	AD,AW1	Black - 1980
	4214 939	1	AD,AW1	Black - 1981
	4160 506	1	AD,AW1	Blue - 1980
	4214 940	1	AD,AW1	Blue - 1981
	4160 508	1	AD,AW1	Cashmere - 1980
	4214 941	1	AD,AW1	Cashmere - 1981
	4160 509	1	AD,AW1	Red - 1980
	4214 942	1	AD,AW1	Red - 1981
	6008 076	AR	AD,AW1	FASTENER, Seat Cover
			AD,AW1	CUSHION ASSY., Deluxe Vinyl (Sales Code KL3)
	4166 083	1	AD,AW1	Black - 1980
	4214 907	1	AD,AW1	Black - 1981
	4166 084	1	AD,AW1	Blue - 1980
	4214 908	1	AD,AW1	Blue - 1981
	4166 086	1	AD,AW1	Cashmere - 1980
	4214 909	1	AD,AW1	Cashmere - 1981
	4166 087	1	AD,AW1	Red - 1980
	4214 910	1	AD,AW1	Red - 1981
			AD,AW1	COVER, Cushion, Deluxe Vinyl (Sales Code KL3)
	4166 267	1	AD,AW1	Black - 1980
	4214 929	1	AD,AW1	Black - 1981
	4160 486	1	AD,AW1	Blue - 1980
	4214 930	1	AD,AW1	Blue - 1981
	4160 488	1	AD,AW1	Cashmere - 1980
	4214 931	1	AD,AW1	Cashmere - 1981
	4160 489	1	AD,AW1	Red - 1980
	4214 932	1	AD,AW1	Red - 1981
	6008 076	AR	AD,AW1	FASTENER, Seat Cover
			AD,AW1	CUSHION ASSY., Cloth & Vinyl (Sales Code KN6)
	4166 682	1	AD,AW1	Black - 1980
	4214 891	1	AD,AW1	Black - 1981
	4166 117	1	AD,AW1	Blue - 1980
	4214 892	1	AD,AW1	Blue - 1981
	4166 118	1	AD,AW1	Green - 1980
	4166 119	1	AD,AW1	Cashmere - 1980
	4214 893	1	AD,AW1	Cashmere - 1981
	4166 120	1	AD,AW1	Red - 1980
	4214 894	1	AD,AW1	Red - 1981
	4219 675	1	AD,AW1	CUSHION ASSY.,Rawshide Cashmere (Sales Code KND)
			AD,AW1	COVER, Cushion Cloth & Vinyl (Sales Code KN6)
	4166 284	1	AD,AW1	Black - 1980
	4214 919	1	AD,AW1	Black - 1981
	4160 496	1	AD,AW1	Blue - 1980
	4214 920	1	AD,AW1	Blue - 1981
	4160 497	1	AD,AW1	Green - 1980
	4160 498	1	AD,AW1	Cashmere - 1980
	4214 921	1	AD,AW1	Cashmere - 1981
	4160 499	1	AD,AW1	Red - 1980
	4214 922	1	AD,AW1	Red - 1981

**LIGHT** A = All Sport Utility (Ramcharger). B = All Compact Models. D = Conventional Cab.  
**DUTY** AD = 2 Wheel Drive Only (Ramcharger). CB-MB = Compact Front Section Only. W = Conventional Cab 4 Wheel Drive.  
**CODES:** AW = 4 Wheel Drive Only (Ramcharger). P = Forward Control Chassis. M = Motor Home.

**MEDIUM-HEAVY CODES:** XNT = Low Cab Forward. D = Conventional Cab. S = School Bus. W = 4-Wheel Drive.

AR=Use as Required

#=New Part Number

Printed in U.S.A.

June, 1982

# 1978-81 LIGHT DUTY TRUCK PARTS CATALOG

BODY

ITEM	PART NUMBER	QTY	MODEL	DESCRIPTION
<b>SEAT, REAR - AD,AW1 (1980-81)</b>				
	4218 668	1	AD,AW1	COVER,Cushion,Rawhide Cashmere (Sales Code KND)
	6008 076	AR	AD,AW1	FASTENER, Seat Cover
4	4166 209	1	AD,AW1	COVER ASSY., Rr. Seat Cushion Bottom Trim
5	4166 834	2	AD,AW1	HINGE ASSY., U/Body Rr. Seat Cushion
	4033 711	4	AD,AW1	Bushing, Rr. Seat Cush. Frame Hge. To U/Body Hge.
6	4212 000	1	AD,AW1	BAR, Rr. Seat Cushion Frame Torsion Bar
7	4160 881	1	AD,AW1	PLATE, Rr. Seat Cushion Frame Torsion Bar Att.
8	4166 161	2	AD,AW1	ARM REST, Rear Seat - Black
	4160 541	2	AD,AW1	Blue
	4160 542	2	AD,AW1	Green
	4160 543	2	AD,AW1	Cashmere
	4160 544	2	AD,AW1	Red
9	4160 532-3	1	AD,AW1	SUPPORT, Rr. Seat Arm Rest
10	4160 527	1	AD,AW1	HINGE ASSY., Rr. Seat Back Frame To Cush.- Lt.
	4160 896	1	AD,AW1	Right
11	9416 171	4	AD,AW1	SCREW, Rr. Seat Cush. Frame Hge. Att.
12	6025 341	6	AD,AW1	SCREW & WASHER, Rr. Seat A/Rest Supt. Att.
13	4166 165	1	AD,AW1	ROD, Rr. Seat Latch Trim Cover Actuating - 1980
	4211 773	1	AD,AW1	1981
14	2076 405	2	AD,AW1	RETAINER, Rod
15	4168 693	1	AD,AW1	STRAP ASSY., Rr. Seat Back Latch Rel.
16	4160 524	1	AD,AW1	LATCH ASSY., Rr. Seat To U/Body Release - 1980
	4211 805	1	AD,AW1	1981
17	181 086	4	AD,AW1	SCREW & WASHER, Rear Seat Latch
18	4166 208	1	AD,AW1	COVER, Rr. Seat Cushion Latch - Black - 1980
	4211 775	1	AD,AW1	Black - 1981
	4160 946	1	AD,AW1	Blue - 1980
	4211 776	1	AD,AW1	Blue - 1981
	4160 947	1	AD,AW1	Green - 1980
	4160 948	1	AD,AW1	Cashmere - 1980
	4211 778	1	AD,AW1	Cashmere - 1981
	4160 949	1	AD,AW1	Red - 1980
	4211 779	1	AD,AW1	Red - 1981
	4026 387	1	AD,AW1	PARTS PKG. Rr. Aux. Fldg. Jump Seat
--	4083 764	1	AD,AW1	BRACKET, u/Body Seat Anchor (Not Shown) 1980
	4161 232	1	AD,AW1	1981

<b>LIGHT</b>	A = All Sport Utility (Ramcharger).	B = All Compact Models.	D = Conventional Cab.
<b>DUTY</b>	AD = 2 Wheel Drive Only (Ramcharger).	CB-MB = Compact Front Section Only.	W = Conventional Cab 4 Wheel Drive.
<b>CODES:</b>	AW = 4 Wheel Drive Only (Ramcharger).	P = Forward Control Chassis.	M = Motor Home.

**MEDIUM-HEAVY CODES:** XNT = Low Cab Forward. D = Conventional Cab. S = School Bus. W = 4-Wheel Drive.

AR=Use as Required

# =New Part Number

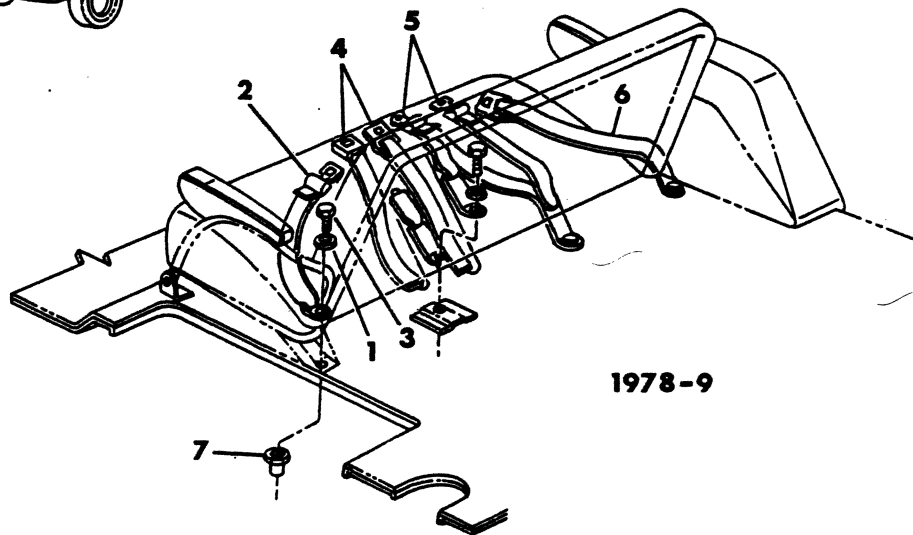

Printed in U.S.A.

June, 1982

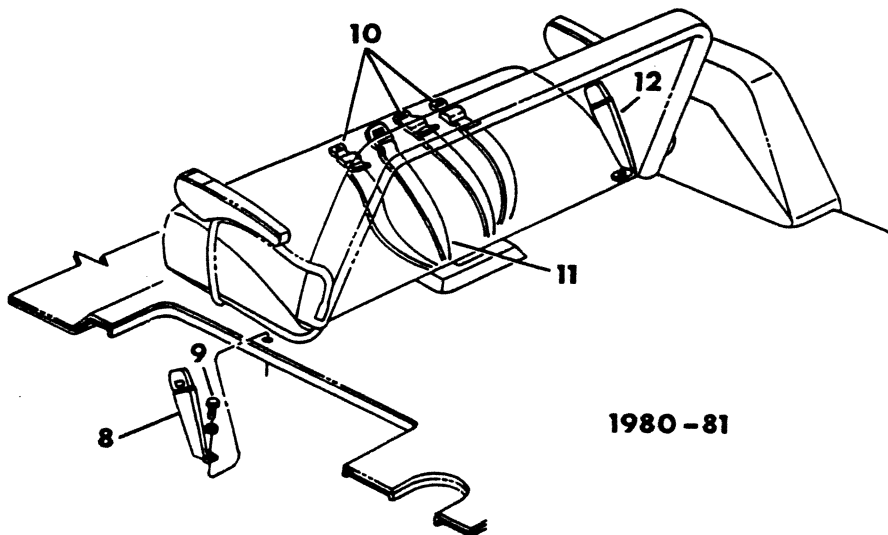


8323 6300C

BELTS SEAT - REAR  
AD-AW1



1978-9



1980-81

ITEM	PART NUMBER	QTY	MODEL	DESCRIPTION
------	-------------	-----	-------	-------------

**BELTS SEAT - REAR  
AD-AW1**

1	6028 762	4		WASHER
2	4083 365	1		BELT, Tip Half, Outer Lt.
3	6030 454	4		BOLT
4	4083 388	2		BELT, Buckle Half, Inner Lt.
5	4083 389	2		BELT, Tip Half, Inner Rt.
6	4083 387	1		BELT, Bkl. Half, Outer Rt.
7	6029 881	4		CAP, Bolt
	3737 222	4		REINFORCEMENT, Rr. Seat & Safty Belt, Outer, 1978-79
	4161 867	4		1980-81
	3737 223	4		Inner
8	4161 863	1		BELT ASSY., Rr. Seat Sfty. Bkl.Half Otr.- Lt.(Black)
	4211 819	1		Blue
	4211 823	1		Cashmere
	4211 825	1		Red
9	6031 218	2		BOLT, Belt Tip Half Outer,1978-79-80
	6032 060	2		1981
10	4166 446	3		BELT ASSY., Rr. Seat Safety Ctr. Bkl. Half - Black
	4161 174	3		Blue
	4119 837	3		Cashmere
	4161 177	3		Red
11	4166 447	1		BELT ASSY.,Rr. Seat Safety Ctr.Tip Half - Black,1980
	4211 875	1		Black,1981
	4161 172	1		Blue,1980
	4211 876	1		Blue,1981
	4119 835	1		Cashmere,1980
	4211 878	1		Cashmere,1981
	4161 173	1		Red,1980
	4211 879	1		Red,1981
12	4161 862	1		BELT ASSY., Rr. Seat Sfty.Bkl.Half, Otr.- Rt.(Black)
	4211 818	1		Blue
	4211 822	1		Cashmere
	4211 824	1		Red

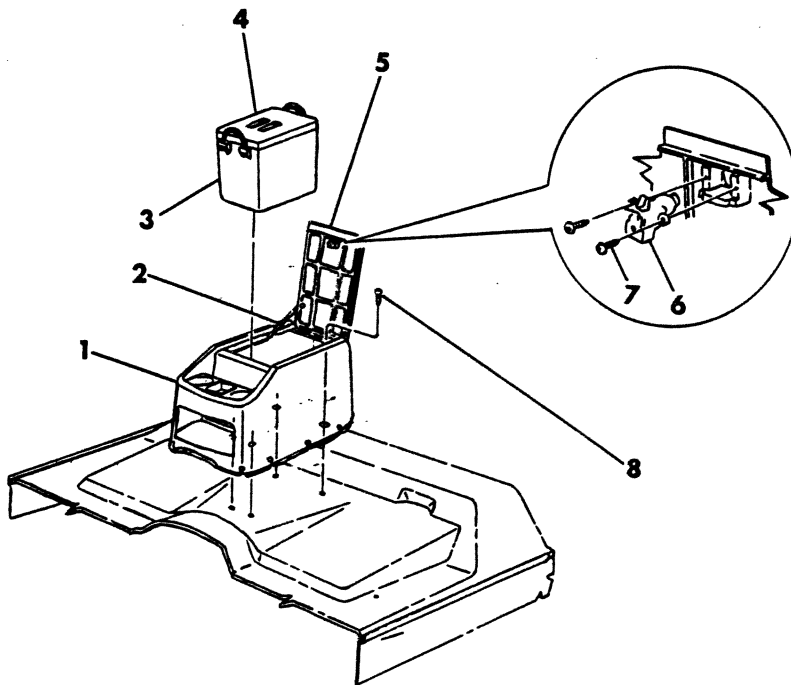
**LIGHT** A = All Sport Utility (Ramcharger). B = All Compact Models. D = Conventional Cab.  
**DUTY** AD = 2 Wheel Drive Only (Ramcharger). CB-MB = Compact Front Section Only. W = Conventional Cab 4 Wheel Drive.  
**CODES:** AW = 4 Wheel Drive Only (Ramcharger). P = Forward Control Chassis. M = Motor Home.

**MEDIUM-HEAVY CODES:** XNT = Low Cab Forward. D = Conventional Cab. S = School Bus. W = 4-Wheel Drive.

AR=Use as Required # =New Part Number Printed in U.S.A. June, 1982

8323 6400

CONSOLE, FRONT  
A-D-W





ITEM	PART NUMBER	QTY	MODEL	DESCRIPTION
<b>CONSOLE, FRONT A-D-W</b>				
1	4119 471	1		CONSOLE, Body Frt., (Paint As Required) 1978-79-80
	4118 755	1		Black - 1981
	4118 756	1		Blue - 1981
	4118 758	1		Cashmere, 1981
	4160 697	1		Red, 1981
	4119 473	1		BASE, Console, 1978-79-80 (Paint As Required)
2	3737 775	1		CABLE, Console Cover - Up To 7-2-79
	4118 745	1		After 7-2-79
	4215 104	1		REINFORCEMENT, Console to Cover Cable
3	3739 330	1		LINER, Console
4	3739 331	1		Cover, Liner
5	4118 760	1		Cover, Console, Black
	4119 475	1		Exc. Black (Paint As Required) 1978-79-80
	4118 761	1		Blue - 1981
	4118 763	1		Cashmere - 1981
	4160 701	1		Red - 1981
	4119 477	1		RETAINER, Cover (Paint As Required)
	3737 718	1		HINGE, Cover Up To 7-2-79
	4118 746	1		After 7-2-79
	3737 958	1		CATCH, Cover Up To 7-2-79
	4118 747	1		After 7-2-79
	1940 397	2		BUMPER, Cover, 1978-9
	4118 748	2		1980-81
6	4162 775	1		CYLINDER & KEY PKG., Console
7				SCREW, 6-20 x 1/2 (Not Serv.)
8				SCREW, 1/4 - 14 x 1 (Not Serv.)

<b>LIGHT</b>	A = All Sport Utility (Ramcharger).	B = All Compact Models.	D = Conventional Cab.
<b>DUTY</b>	AD = 2 Wheel Drive Only (Ramcharger).	CB-MB = Compact Front Section Only.	W = Conventional Cab 4 Wheel Drive.
<b>CODES:</b>	AW = 4 Wheel Drive Only (Ramcharger).	P = Forward Control Chassis.	M = Motor Home.

**MEDIUM-HEAVY CODES:** XNT = Low Cab Forward. D = Conventional Cab. S = School Bus. W = 4-Wheel Drive.

AR=Use as Required

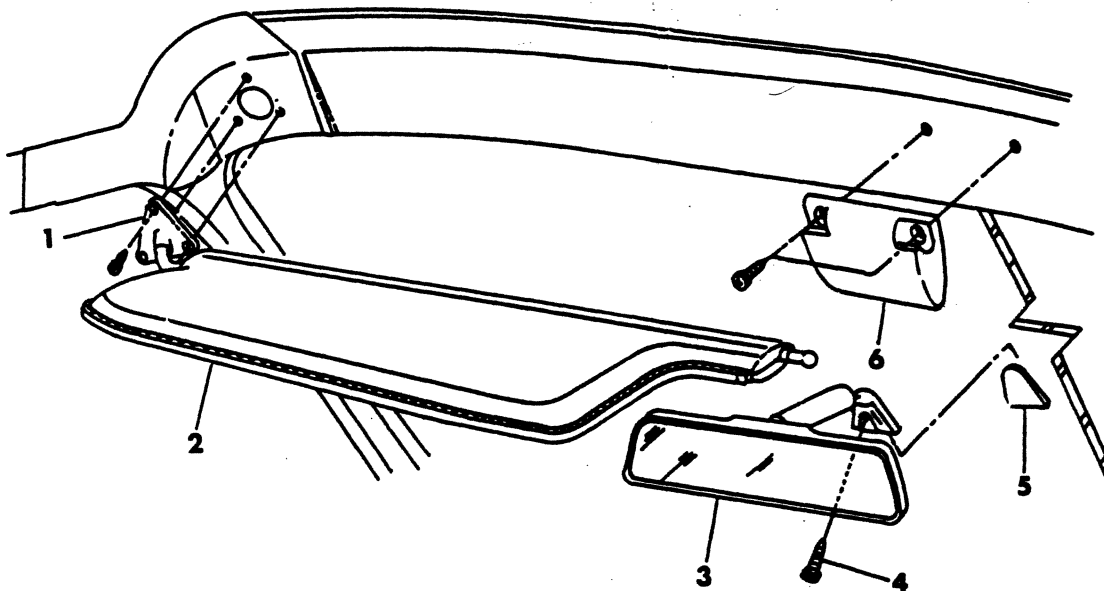
# = New Part Number

Printed in U.S.A.

June, 1982

VISOR AND REAR VIEW MIRROR  
A-D-W1,2,3

8323 6500



ITEM	PART NUMBER	QTY	MODEL	DESCRIPTION
<b>VISOR AND REAR VIEW MIRROR A-D-W1,2,3</b>				
1	3494 843	2		BRACKET & ARM, W/Shield Visor - 1978
	4084 918	2		1979-80-81
2	4038 981	2		VISOR, W/Shield, Black - 1978
	4119 211	2		Black, 1979-80
	4215 201	2		Black - 1981
	4084 721	2	D-W	White - 1978
	4119 550	2	D-W	White, 1979-80
	4038 982	2		Blue - 1978
	4119 207	2		Blue - 1979
	4161 382	2		Blue - 1980
	4215 202	2		Blue - 1981
	4038 983	2		Green - 1978
	4119 208	2		Green, 1979-80
	4038 985	2		Caramel - 1978
	4119 210	2		Cashmere, 1979-80
	4215 203	2		Cashmere - 1981
	4083 071	2		Red - 1978
4119 209	2		Red - 1979	
4161 383	2		Red - 1980	
4215 204	2		Red - 1981	
3	4054 095	1		MIRROR ASSY., Inside Rr. View -Non-Prismatic, 10"
	4082 199	1		Prismatic - 10"
	4054 096	1		Prismatic - 12"
4	6031 094	1		SCREW, Mirror Assy.
5	4054 099	1		BUTTON PKG.
6	4038 379	AR		SUPPORT, W/Shield Visor
	2789 037	2		Tip, W/Shield Visor Support
	3548 913	2		Support, Inner
	1490 983	2		CLIP, W/Shield Visor (Not Shown)

**LIGHT** A = All Sport Utility (Ramcharger). B = All Compact Models. D = Conventional Cab.  
**DUTY** AD = 2 Wheel Drive Only (Ramcharger). CB-MB = Compact Front Section Only. W = Conventional Cab 4 Wheel Drive.  
**CODES:** AW = 4 Wheel Drive Only (Ramcharger). P = Forward Control Chassis. M = Motor Home.

**MEDIUM-HEAVY CODES:** XNT = Low Cab Forward. D = Conventional Cab. S = School Bus. W = 4-Wheel Drive.

AR=Use as Required

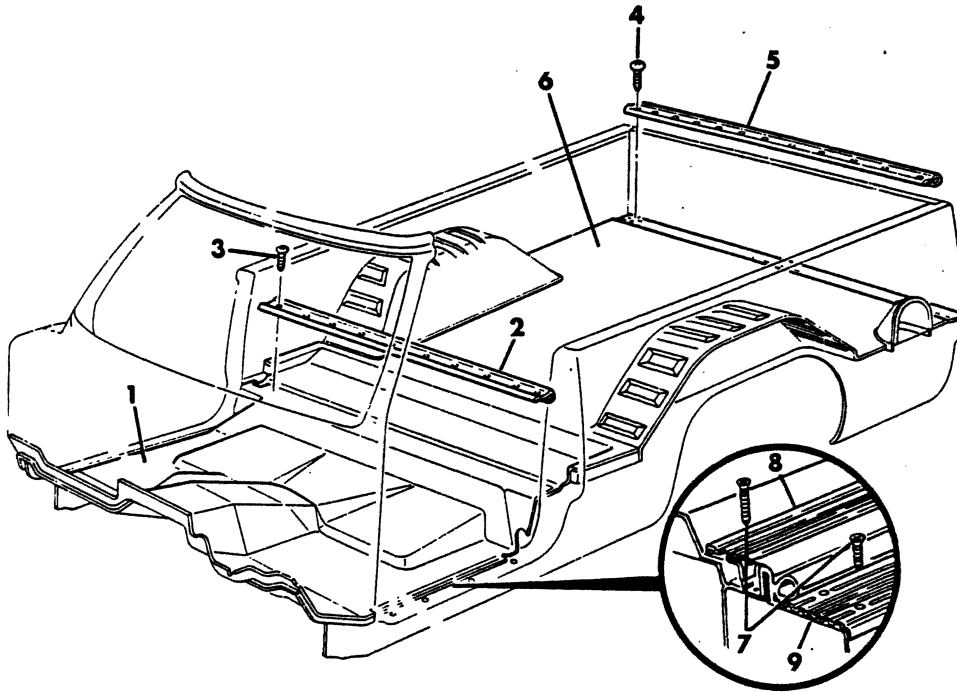
# =New Part Number

Printed in U.S.A.

June, 1982

MATS & RETAINERS, FLOOR  
AD-AW1

8323 6600A

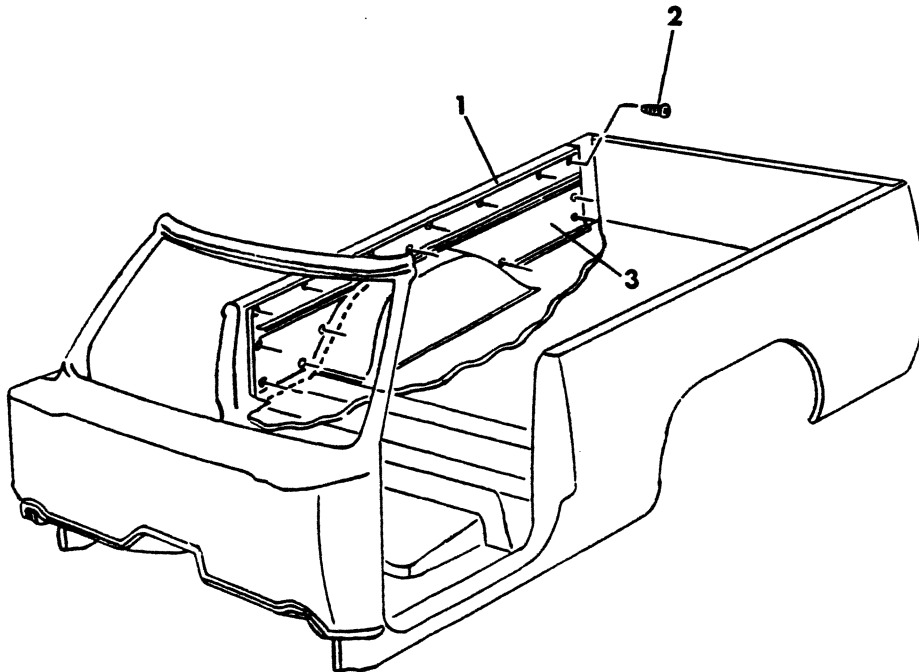
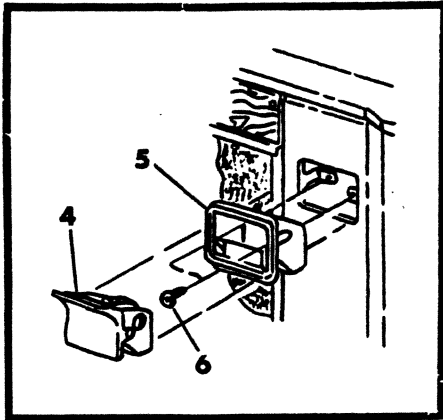


ITEM	PART NUMBER	QTY	MODEL	DESCRIPTION
<b>MATS &amp; RETAINERS, FLOOR AD-AW1</b>				
1	3737 721	1		MAT, Front Floor - 1978
	4087 665	1		Less Holes - 1979
	4161 259	1		1980
	4215 007	1		1981
2	3739 392	1		RETAINER, Rear Mat, Front, 1978-79-80
	4215 015	1		1981
3				SCREW, 8-18 x .75 (Not Serv.)
4				SCREW, 10-16 x 1.25 (Not Serv.)
5	3739 391	1		RETAINER, Rear Mat, Rear, 1978-79-80
	4215 001	1		1981
6	3899 791	1		MAT, Rear Floor - Black, 1978-9
	4166 692	1		1980
	4168 216	1		1981
	4113 844	1		Deluxe Mat - Black, 1978-9
	4160 033	1		1980
	4168 215	1		1981
7				SCREW, 10-16 x 1.25 (Not Serv.)
8	3495 325	2		SCUFF PLATE, Front Floor Mat
9	3494 670	2		SCUFF PLATE, U/Body Side Sill Pnt.(Not Shown)

<b>LIGHT</b>	A = All Sport Utility (Ramcharger).	B = All Compact Models.	D = Conventional Cab.
<b>DUTY</b>	AD = 2 Wheel Drive Only (Ramcharger).	CB-MB = Compact Front Section Only.	W = Conventional Cab 4 Wheel Drive.
<b>CODES:</b>	AW = 4 Wheel Drive Only (Ramcharger).	P = Forward Control Chassis.	M = Motor Home.
<b>MEDIUM-HEAVY CODES:</b> XNT = Low Cab Forward. D = Conventional Cab. S = School Bus. W = 4-Wheel Drive.			
AR=Use as Required	# = New Part Number	Printed in U.S.A.	June, 1982

PANEL, QUARTER TRIM  
1978 - 80

8323 6700C



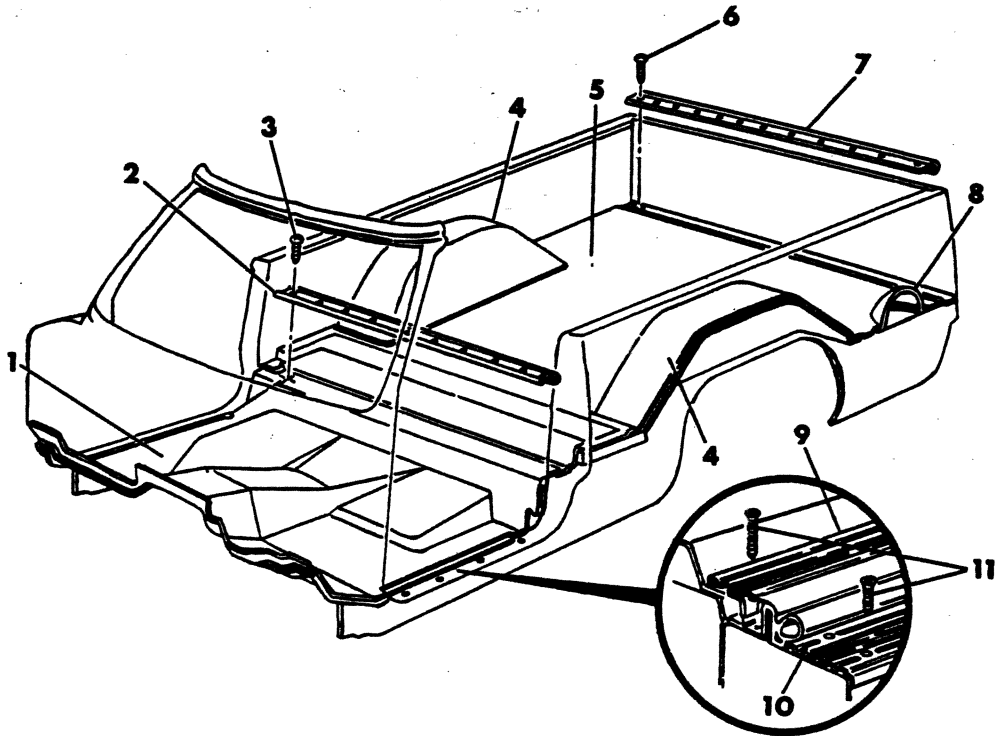
ITEM	PART NUMBER	QTY	MODEL	DESCRIPTION
<b>PANEL,QUARTER TRIM</b>				
<b>1978 - 80</b>				
1	4038 172	1		PANEL,Side Trim w/Carpet, Blue Rt. 1978
	4119 968	1		Right, Blue - 1979
	4160 054	1		Right, Blue - 1980
	4038 173	1		Left, Blue - Up To 12-19-77
	4113 022	1		Left, Blue - After 12-19-77
	4118 185	1		Left, Blue - 1979
	4160 065	1		Left, Blue - 1980
	4160 052	1		Right, Black - 1980
	4168 158	1		Right, Black - 1981
	4160 063	1		Left,Black - 1980
	4038 174	1		Right, Green - 1978
	4119 970	1		Right, Green, 1979-80
	4038 175	1		Left, Green - Up To 12-19-77
	4113 023	1		Left, Green - After 12-19-77
	4118 187	1		Left, Green, 1979-80
	4038 178	1		Right, Caramel - 1978
	4119 972	1		Right, Cashmere, 1979-80
	4038 179	1		Left, Caramel - Up To 12-19-77
	4113 024	1		Left, Caramel - After 12-19-77
	4118 189	1		Left, Cashmere, 1979-80
	4083 054	1		Right, Red - 1978
	4119 974	1		Right, Red - 1979
	4160 056	1		Right, Red - 1980
	4083 055	1		Left, Red - Up To 12-19-77
	4113 025	1		Left, Red - After 12-19-77
	4118 191	1		Left, Red - 1979
	4160 067	1		Left, Red - 1980
2		AR		SCREW,Trim Panel(Not Serviced)
3	R113 TM6	1		CARPET, Side Trim Pnl., Red
	R113 RX9	1		Black
	4168 644	1		Blue, 1980-81
	4168 491	1		Green - 1980
	4168 492	1		Cashmere, 1980-81
--	4084 328	AR		RETAINER, Side Lwr. Trim Pnl.
4	3832 200	1		ASH REC. & FACE PLATE
5	4166 163	1		BEZEL & RETAINER,Ash Rec.
6	9414 712	2		SCREW,Ash Rec.

**LIGHT** A = All Sport Utility (Ramcharger). B = All Compact Models. D = Conventional Cab.  
**DUTY** AD = 2 Wheel Drive Only (Ramcharger). CB-MB = Compact Front Section Only. W = Conventional Cab 4 Wheel Drive.  
**CODES:** AW = 4 Wheel Drive Only (Ramcharger). P = Forward Control Chassis. M = Motor Home.

**MEDIUM-HEAVY CODES:** XNT = Low Cab Forward. D = Conventional Cab. S = School Bus. W = 4-Wheel Drive.

8323 6800A

CARPETS & SCUFF PLATES, FLOOR  
AD-AW





ITEM	PART NUMBER	QTY	MODEL	DESCRIPTION
<b>CARPETS &amp; SCUFF PLATES, FLOOR AD-AW</b>				
1	4035 228	1		CARPET, Frt. Flr., Blue - 1978
	4119 101	1		Blue - 1979
	4161 329	1		Blue - 1980
	4168 201	1		Blue - 1981
	4166 205	1		Black - 1980
	4168 200	1		Black - 1981
	4035 229	1		Green - 1978
	4119 102	1		Green - 1979
	4161 330	1		Green - 1980
	4035 349	1		Caramel - 1978
	4119 103	1		Cashmere - 1979
	4161 331	1		Cashmere - 1980
	4168 203	1		Cashmere - 1981
	4083 106	1		Red - 1978
	4119 104	1		Red - 1979
	4161 332	1		Red - 1980
	4168 204	1		Red - 1981
2	3739 392	1		RETAINER, Rear Carpet, Frt., 1978-79-80
	4215 015	1		1981
3				SCREW, 8-18 x .75 (Not Serv.)
4	4035 313	2		CARPET, Rear W/House, Blue - 1978
	4113 543	2		Blue - 1979
	4160 040	2		Blue - 1980
	4168 225	2		Blue - 1981
	4166 171	2		Black - 1980
	4168 224	2		Black - 1981
	4035 312	2		Green - 1978
	4113 544	2		Green - 1979
	4160 041	2		Green - 1980
	4035 345	2		Caramel - 1978
	4113 545	2		Cashmere - 1979
	4160 042	2		Cashmere - 1980
	4168 227	2		Cashmere - 1981
	4083 113	2		Red - 1978
	4113 546	2		Red - 1979
	4160 043	2		Red - 1980
	4168 228	2		Red - 1981
5	4035 308	1		CARPET, Rear Floor, Blue - 1978
	4119 190	1		Blue - 1979
	4160 035	1		Blue - 1980
	4168 219	1		Blue - 1981
	4166 121	1		Black - 1980
	4168 218	1		Black - 1981
	4035 309	1		Green - 1978
	4119 191	1		Green - 1979
	4160 036	1		Green - 1980
	4035 347	1		Caramel - 1978
	4119 192	1		Cashmere - 1979
	4160 037	1		Cashmere - 1980

**LIGHT** A = All Sport Utility (Ramcharger). B = All Compact Models. D = Conventional Cab.  
**DUTY** AD = 2 Wheel Drive Only (Ramcharger). CB-MB = Compact Front Section Only. W = Conventional Cab 4 Wheel Drive.  
**CODES:** AW = 4 Wheel Drive Only (Ramcharger). P = Forward Control Chassis. M = Motor Home.

**MEDIUM-HEAVY CODES:** XNT = Low Cab Forward. D = Conventional Cab. S = School Bus. W = 4-Wheel Drive.

# 1978-81 LIGHT DUTY TRUCK PARTS CATALOG

BODY

ITEM	PART NUMBER	QTY	MODEL	DESCRIPTION
<b>CARPETS &amp; SCUFF PLATES, FLOOR AD-AW</b>				
	4168 221	1		Cashmere - 1981
	4083 112	1		Red - 1978
	4119 193	1		Red - 1979
	4160 038	1		Red - 1980
	4168 222	1		Red - 1981
6				SCREW, 8-18 x .75 (Not Serv.)
7	3739 391	1		RETAINER, Rear Carpet, Rear, 1978-79-80
	4215 001	1		1981
8	4035 311	1		CARPET, Fuel Filler Cover, Blue - 1978
	4119 198	1		Blue - 1979
	4160 047	1		Blue - 1980
	4160 045	1		Black - 1980
	4035 310	1		Green - 1978
	4119 199	1		Green, 1979-80
	4035 343	1		Caramel - 1978
	4119 200	1		Cashmere, 1979-80
	4083 114	1		Red - 1978
	4119 201	1		Red - 1979
	4160 049	1		Red - 1980
9	3495 325	2		SCUFF PLATE, Frt. Floor Mat
10	3494 670	2		SCUFF PLATE, U/Body Side Sill Pnl.
11				SCREW, 10-16 x 1.25 (Not Serv.)

**LIGHT DUTY CODES:** A = All Sport Utility (Ramcharger). B = All Compact Models. D = Conventional Cab.  
 AD = 2 Wheel Drive Only (Ramcharger). CB-MB = Compact Front Section Only. W = Conventional Cab 4 Wheel Drive.  
 CODES: AW = 4 Wheel Drive Only (Ramcharger). P = Forward Control Chassis. M = Motor Home.

**MEDIUM-HEAVY CODES:** XNT = Low Cab Forward. D = Conventional Cab. S = School Bus. W = 4-Wheel Drive.

AR = Use as Required

# = New Part Number

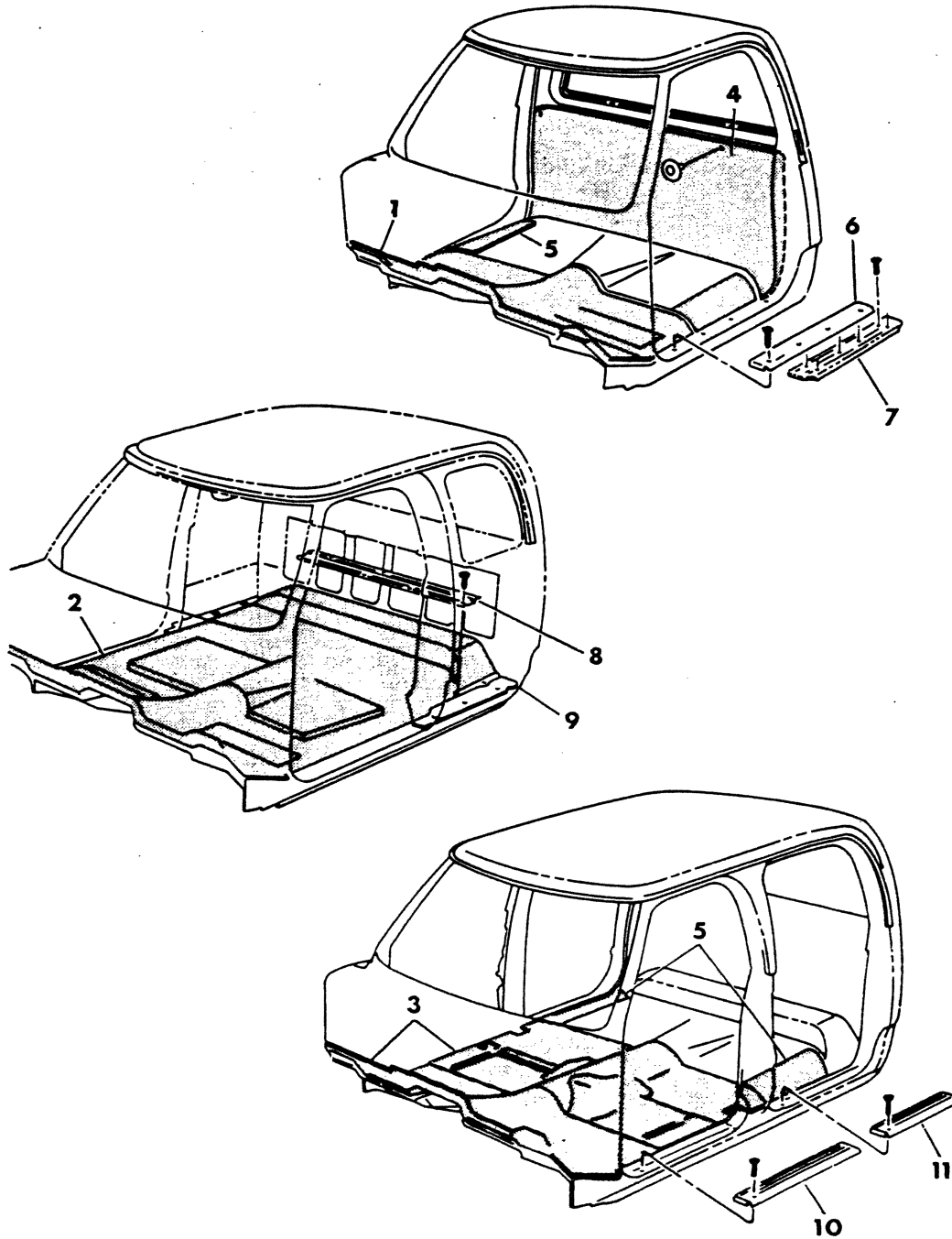
Printed in U.S.A.

June, 1982



## CARPETS, MATS & SCUFF PLATES - D-W1,2,3

8323 6850



BODY

# 1978-81 LIGHT DUTY TRUCK PARTS CATALOG

ITEM	PART NUMBER	QTY	MODEL	DESCRIPTION
<b>CARPETS, MATS &amp; SCUFF PLATES - D-W1,2,3</b>				
1			D	CARPET, Frt. Flr 3Spd. & Auto,(Conv. Cab)
	3737 135	1	d	Black - 1978
	4119 115	1	D	Black - 1979
	4161 343	1	D	Black - 1980
	4212 661	1	D	Black - 1981
	4035 221	1	D	Blue - 1978
	4119 116	1	D	Blue - 1979
	4161 344	1	D	Blue - 1980
	4212 662	1	D	Blue - 1981
	4035 222	1	D	Green - 1978
	4119 117	1	D	Green - 1979
	4161 345	1	D	Green - 1980
	4035 223	1	D	Caramel - 1978
	4119 118	1	D	Cashmere - 1979
	4161 346	1	D	Cashmere - 1980
	4212 664	1	D	Cashmere - 1981
	4083 102	1	D	Red - 1978
	4119 119	1	D	Red - 1979
	4161 347	1	D	Red - 1980
	4212 665	1	D	Red - 1981
				CARPET, Frt. Flr.,4 Spd. & Auto (Conv. Cab) Less Holes
	4083 982	1	D-W	Black - 1978
	4119 035	1	D-W	Black - 1979
	4161 267	1	D-W	Black - 1980
	4212 452	1	D-W	Black - 1981
	4083 978	1	D-W	Blue - 1978
	4119 036	1	D-W	Blue - 1979
	4161 268	1	D-W	Blue - 1980
	4212 453	1	D-W	Blue - 1981
	4083 979	1	D-W	Green - 1978
	4119 037	1	D-W	Green - 1979
	4161 269	1	D-W	Green - 1980
	4083 981	1	D-W	Caramel - 1978
	4119 038	1	D-W	Cashmere - 1979
	4161 270	1	D-W	Cashmere - 1980
	4212 454	1	D-W	Cashmere - 1981
	4083 980	1	D-W	Red - 1978
	4119 039	1	D-W	Red - 1979
	4161 271	1	D-W	Red - 1980
	4212 455	1	D-W	Red - 1981
				MAT, Frt. w/3 Spd. & Auto Trans.
	3731 935	1	D	Black, 1978-9
	4166 910	1	D-W	Black - 1980
	4215 024	1	D-W	Black - 1981
				MAT, Frt. w/ 4Spd. & Auto, Less Holes
	3731 934	1	D-W	Black - 1978
	4087 723	1	D-W	Black - 1979
	4161 254	1	D-W	Black - 1980
	4215 005	1	D-W	Black - 1981

<b>LIGHT</b>	A = All Sport Utility (Ramcharger).	B = All Compact Models.	D = Conventional Cab.
<b>DUTY</b>	AD = 2 Wheel Drive Only (Ramcharger).	CB-MB = Compact Front Section Only.	W = Conventional Cab 4 Wheel Drive.
<b>CODES:</b>	AW = 4 Wheel Drive Only (Ramcharger).	P = Forward Control Chassis.	M = Motor Home.

**MEDIUM-HEAVY CODES:** XNT = Low Cab Forward. D = Conventional Cab. S = School Bus. W = 4-Wheel Drive.

AR=Use as Required

#=New Part Number

Printed in U.S.A.

June, 1982

# 1978-81 LIGHT DUTY TRUCK PARTS CATALOG

BODY

ITEM	PART NUMBER	QTY	MODEL	DESCRIPTION
	4087 787	1	D	Export - Black (RHD)
2				CARPET, Frt. Fir. 3Spd. & Auto (Club Cab) Less Holes
	3731 880	1	D	Black - 1978
	4119 080	1	D	Black - 1979
	4161 308	1	D	Black - 1980
	4212 643	1	D	Black - 1981
	4035 225	1	D	Blue - 1978
	4119 081	1	D	Blue - 1979
	4161 309	1	D	Blue - 1980
	4212 644	1	D	Blue - 1981
	4035 226	1	D	Green - 1978
	4119 082	1	D	Green - 1979
	4161 310	1	D	Green - 1980
	4035 224	1	D	Caramel - 1978
	4119 083	1	D	Cashmere - 1979
	4161 311	1	D	Cashmere - 1980
	4212 645	1	D	Cashmere - 1981
	4083 104	1	D	Red - 1978
	4119 084	1	D	Red - 1979
	4161 312	1	D	Red - 1980
	4212 646	1	D	Red - 1981
			D-W	CARPET, Frt. Fir., 4Spd. & Auto (Club Cab) Less Holes
	4083 977	1	D-W	Black - 1978
	4119 080	1	D-W	Black - 1979
	4161 308	1	D-W	Black - 1980
	4212 643	1	D-W	Black - 1981
	4083 973	1	D-W	Blue - 1978
	4119 081	1	D-W	Blue - 1979
	4161 309	1	D-W	Blue - 1980
	4212 644	1	D-W	Blue - 1981
	4083 974	1	D-W	Green - 1978
	4119 082	1	D-W	Green - 1979
	4161 310	1	D-W	Green - 1980
	4083 976	1	D-W	Caramel - 1978
	4119 083	1	D-W	Cashmere - 1979
	4161 311	1	D-W	Cashmere - 1980
	4212 645	1	D-W	Cashmere - 1981
	4083 975	1	D-W	Red - 1978
	4119 084	1	D-W	Red - 1979
	4161 312	1	D-W	Red - 1980
	4212 646	1	D-W	Red - 1981
				MAT, Rear Floor, Club Cab
	3731 878	1	D-W	Black - 1978
	4087 681	1	D-W	Black - 1979-80-81
3			D-W	CARPET, Frt. Fir., All Crew Cab
	4083 982	1	D-W	Black - 1978
	4119 035	1	D-W	Black - 1979
	4161 267	1	D-W	Black - 1980
	4212 452	1	D-W	Black - 1981

**LIGHT** A = All Sport Utility (Ramcharger). B = All Compact Models. D = Conventional Cab.  
**DUTY** AD = 2 Wheel Drive Only (Ramcharger). CB-MB = Compact Front Section Only. W = Conventional Cab 4 Wheel Drive.  
**CODES:** AW = 4 Wheel Drive Only (Ramcharger). P = Forward Control Chassis. M = Motor Home.

**MEDIUM-HEAVY CODES:** XNT = Low Cab Forward. D = Conventional Cab. S = School Bus. W = 4-Wheel Drive.

AR=Use as Required

# = New Part Number

Printed in U.S.A.

June, 1982

ITEM	PART NUMBER	QTY	MODEL	DESCRIPTION
<b>CARPETS, MATS &amp; SCUFF PLATES - D-W1,2,3</b>				
	4083 978	1	D-W	Blue - 1978
	4119 036	1	D-W	Blue - 1979
	4161 268	1	D-W	Blue - 1980
	4212 453	1	D-W	Blue - 1981
	4083 979	1	D-W	Green - 1978
	4119 037	1	D-W	Green - 1979
	4161 269	1	D-W	Green - 1980
	4083 981	1	D-W	Caramel - 1978
	4119 038	1	D-W	Cashmere - 1979
	4161 270	1	D-W	Cashmere - 1980
	4212 454	1	D-W	Cashmere - 1981
	4083 980	1	D-W	Red - 1978
	4119 039	1	D-W	Red - 1979
	4161 271	1	D-W	Red - 1980
	4212 455	1	D-W	Red - 1981
				<b>CARPET, Rear Floor Crew Cab</b>
	4083 255	1	D-W	Black - 1978
	4119 075	1	D-W	Black, 1979-80-81
	4083 256	1	D-W	Blue - 1978
	4119 076	1	D-W	Blue - 1979
	4161 353	1	D-W	Blue - 1980-81
	4083 257	1	D-W	Green - 1978
	4119 077	1	D-W	Green, 1979-80
	4083 258	1	D-W	Caramel - 1978
	4119 078	1	D-W	Cashmere, 1979-80-81
	4083 259	1	D-W	Red - 1978
	4119 079	1	D-W	Red - 1979
	4161 354	1	D-W	Red, 1980-81
				<b>MAT, Rear Floor, Crew Cab</b>
	3899 943	1	D-W	Black - 1978
	4087 679	1	D-W	Black, 1979-80-81
4				<b>CARPET, Back Panel</b>
	3734 868	1	D-W	Black - 1978
	4119 202	1	D-W	Black, 1979
	4168 683	1	D-W	Black, 1980-81
	4083 108	1	D-W	Blue - 1978
	4119 203	1	D-W	Blue - 1979
	4168 684	1	D-W	Blue, 1980-81
	4083 109	1	D-W	Green - 1978
	4119 204	1	D-W	Green, 1979
	4168 685	1	D-W	Green, 1980
	4083 111	1	D-W	Caramel - 1978
	4119 205	1	D-W	Cashmere, 1979
	4168 686	1	D-W	Cashmere, 1980-81
	4083 110	1	D-W	Red - 1978
	4119 206	1	D-W	Red - 1979
	4168 687	1	D-W	Red, 1980-81
--	2221 067	AR	D-W	CLIP, Back Pnl. Lwr. Carpet To Plr. Att.
5	3739 038-9	1	D-W	EXTENSION, Mat, Conv. & Crew Cab

**LIGHT** A = All Sport Utility (Ramcharger). B = All Compact Models. D = Conventional Cab.  
**DUTY** AD = 2 Wheel Drive Only (Ramcharger). CB-MB = Compact Front Section Only. W = Conventional Cab 4 Wheel Drive.  
**CODES:** AW = 4 Wheel Drive Only (Ramcharger). P = Forward Control Chassis. M = Motor Home.

**MEDIUM-HEAVY CODES:** XNT = Low Cab Forward. D = Conventional Cab. S = School Bus. W = 4-Wheel Drive.

AR=Use as Required

# = New Part Number

Printed in U.S.A.

June, 1982

# 1978-81 LIGHT DUTY TRUCK PARTS CATALOG

BODY

ITEM	PART NUMBER	QTY	MODEL	DESCRIPTION
<b>CARPETS, MATS &amp; SCUFF PLATES - D-W1,2,3</b>				
6	3495 325	2	D-W	PLATE, Scuff, Inner
7	3494 670	2	D-W	PLATE, Scuff, Sill Panel
8	3731 169	1	D-W	RETAINER, Rear Floor Mat, Club Cab
	4113 020	1	D-W	RETAINER, Rear Floor Carpet, Club Cab
9	3739 106-7	1	D-W	FILLER, w/Jump Seat
	3731 164-5	1	D-W	w/o Jump Seats
	4038 753	2	D-W	PANEL, Rr. Floor Sill Close Off (Not Shown)
10	3495 325	2	D-W	PLATE, Scuff Frt. Floor Mat, Crew Cab
11	3498 010	2	D-W	PLATE, Scuff, Rear Flr. Mat, Crew Cab
--	3762 862	1	D-W	INSULATION, U/Body Rr. Flr. (Not Shown)

<b>LIGHT</b>	A = All Sport Utility (Ramcharger).	B = All Compact Models.	D = Conventional Cab.
<b>DUTY</b>	AD = 2 Wheel Drive Only (Ramcharger).	CB-MB = Compact Front Section Only.	W = Conventional Cab 4 Wheel Drive.
<b>CODES:</b>	AW = 4 Wheel Drive Only (Ramcharger).	P = Forward Control Chassis.	M = Motor Home.
<b>MEDIUM-HEAVY CODES:</b> XNT = Low Cab Forward. D = Conventional Cab. S = School Bus. W = 4-Wheel Drive.			

AR=Use as Required

# = New Part Number

Printed in U.S.A.


June, 1982





TAPES, MACHO  
AW-PW-W1  
(1978)

8323 6900A




ITEM	PART NUMBER	QTY	MODEL	DESCRIPTION
<b>TAPES,MACHO AW-PW-W1 (1978)</b>				
1	4106 308-9	1	AW	TAPE Set,Body Side (4x4)
2	4106 310	1	AW	TAPE,Tailgate (4x4) Dodge
	4106 307	1	PW	(4x4) Plymouth
3	4106 304	1	W1	Tape Set,Hood (Macho)
4	4106 302-3	1	W1	TAPE SET,Body Side
5	4106 305	1	W1	TAPE,Tailgate (Power Wagon)
6	4106 516	1	W1	ROLL BAR PKG., w/6 1/2 Ft. Box
	4106 517	1	W1	w/ 8 Ft. Box
	2980 522-3	1	W1	Brace, Roll Bar w/115" W.B.
	2980 524	1	W1	Plate, Back-Up, Front
	2980 525	1	W1	Rear

<b>LIGHT</b>	A = All Sport Utility (Ramcharger).	B = All Compact Models.	D = Conventional Cab.
<b>DUTY</b>	AD = 2 Wheel Drive Only (Ramcharger).	CB-MB = Compact Front Section Only.	W = Conventional Cab 4 Wheel Drive.
<b>CODES:</b>	AW = 4 Wheel Drive Only (Ramcharger).	P = Forward Control Chassis.	M = Motor Home.
<b>MEDIUM-HEAVY CODES:</b> XNT = Low Cab Forward. D = Conventional Cab. S = School Bus. W = 4-Wheel Drive.			

AR=Use as Required      # = New Part Number      Printed in U.S.A.      June, 1982

TAPES, MACHO  
AW-PW-D, W1

8323 3950



# 1978-81 LIGHT DUTY TRUCK PARTS CATALOG

ITEM	PART NUMBER	QTY	MODEL	DESCRIPTION
<b>TAPES, MACHO AW-PW-D, W1</b>				
1	4186 486-7	1	AW-PW	TAPE SET, Body Side - 1979
	4205 596-7	1	AW	"Ramcharger"
2	4186 485	1	AW	DECAL, Ramcharger T/Gate - 1979
	4186 488	1	PW	Trailduster - 1979
	4205 595	1	AW	DECAL SET, T/Gate "Ramcharger" (Not Shown)
3	4186 484	1	D-W	DECAL, Power Wagon, T/Gate, 1979-80
4	4186 483	1	D-W	TAPE PKG. Tape Stripe & Decal By Dodge, 1979-80
5	4186 482	1	D-W	TAPE SET, Hood & Cowl, 1979-80
6	4186 480-1	1	D-W	TAPE SET, Body Side, 1979-80
7	4106 516	1	D-W	ROLL BAR PKG. w/6 1/2 Ft. Box
	4106 517	1	D-W	w/8 Ft. Box

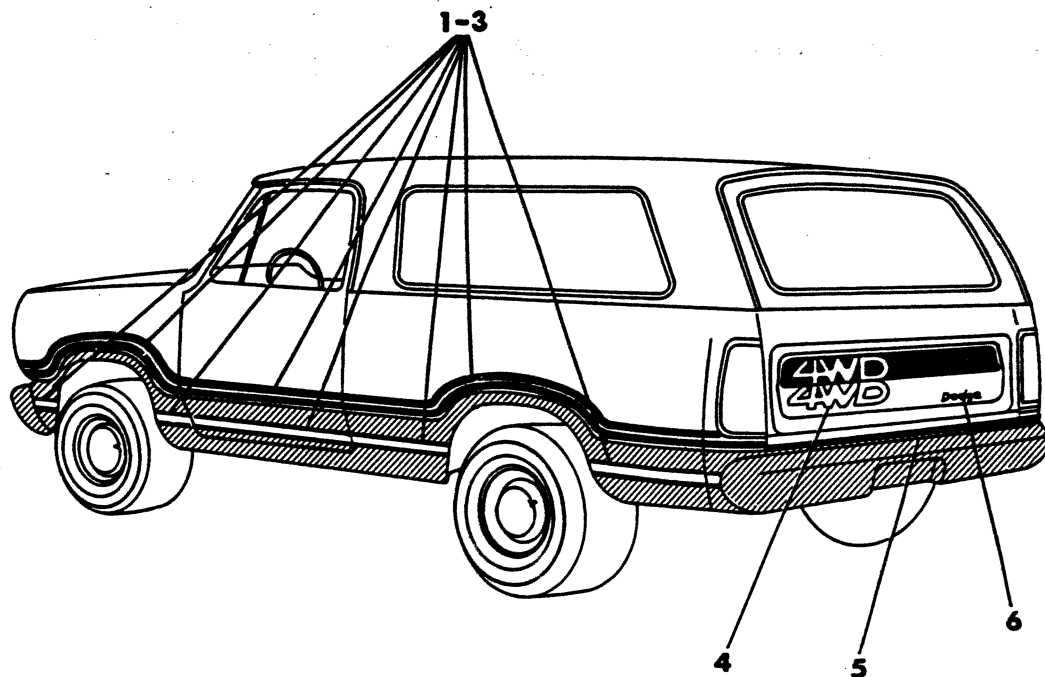
**LIGHT** A = All Sport Utility (Ramcharger). B = All Compact Models. D = Conventional Cab.  
**DUTY** AD = 2 Wheel Drive Only (Ramcharger). CB-MB = Compact Front Section Only. W = Conventional Cab 4 Wheel Drive.  
**CODES:** AW = 4 Wheel Drive Only (Ramcharger). P = Forward Control Chassis. M = Motor Home.

**MEDIUM-HEAVY CODES:** XNT = Low Cab Forward. D = Conventional Cab. S = School Bus. W = 4-Wheel Drive.

AR=Use as Required # = New Part Number Printed in U.S.A. June, 1982

8323 6975A

TAPE STRIPES  
(MACHO)  
AW100 PW100 - 1980



ITEM	PART NUMBER	QTY	MODEL	DESCRIPTION
------	-------------	-----	-------	-------------

**TAPE STRIPES  
(MACHO)  
AW100 PW100 - 1980**

1-3	4186 762-3	1	AW	TAPE SET - Body Side Consist of: Fndr. Upr. (1) Fndr. Frt. Lwr. (1) Fndr. Rr. Lwr. (1) Door Upper Door Lower S/Pnl. Frt. Lwr. (1) S/Pnl. Rr. Upr. (1) S/Pnl. Rr. Lwr. (1)
4	4166 415	1		DECAL, T/Gate 4WD
5	4186 761	1		TAPE, Tailgate
6	4166 836	1	PW	DECAL, T/Gate " Plymouth "
	4214 025	1	AW	" Dodge "

**LIGHT** A = All Sport Utility (Ramcharger). B = All Compact Models. D = Conventional Cab.  
**DUTY** AD = 2 Wheel Drive Only (Ramcharger). CB-MB = Compact Front Section Only. W = Conventional Cab 4 Wheel Drive.  
**CODES:** AW = 4 Wheel Drive Only (Ramcharger). P = Forward Control Chassis. M = Motor Home.

**MEDIUM-HEAVY CODES:** XNT = Low Cab Forward. D = Conventional Cab. S = School Bus. W = 4-Wheel Drive.

AR=Use as Required

# = New Part Number

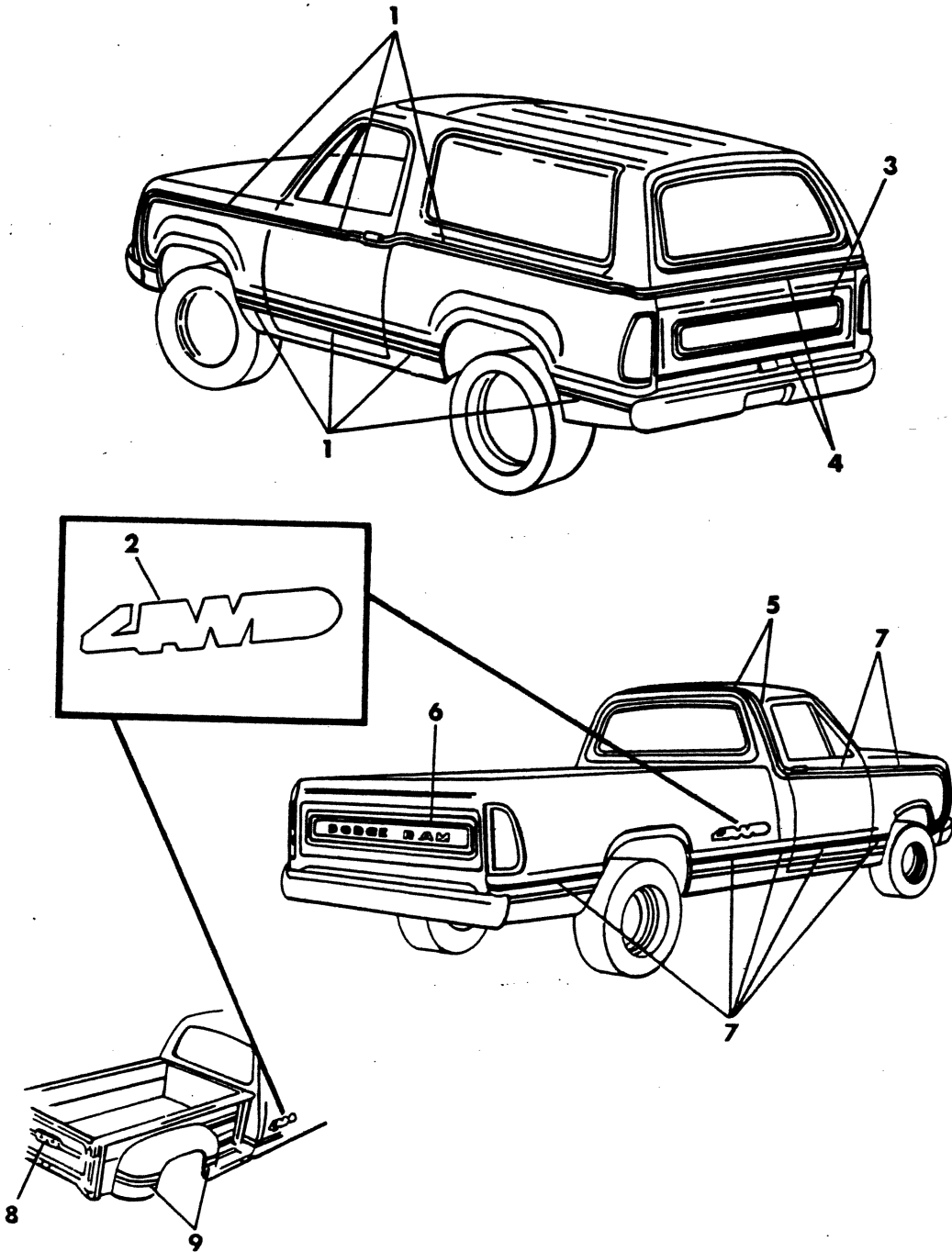
Printed in U.S.A.

June, 1982

# 1978-81 LIGHT DUTY TRUCK PARTS CATALOG

8323 6985

## TAPE STRIPES "MACHO SPORT" A,D,W - 1981





BODY

# 1978-81 LIGHT DUTY TRUCK PARTS CATALOG

ITEM	PART NUMBER	QTY	MODEL	DESCRIPTION
<b>TAPE STRIPES "MACHO SPORT"</b>				
<b>A,D,W - 1981</b>				
1	4240 908-9	1	AD-AW	TAPE SET, Body Side
2	4214 417	2	AW,W	DECAL, "4WD"
3	4214 317	1	AD,AW	TAPE - H/Gate "Dodge"
	4214 318	1	AD,AW	"Plymouth"
4	4240 800	1	AD,AW	TAPE SET, H/Gate Upr. & Lwr. Center
5	4240 910	1	D,W	TAPE PKG., Roof Transverse & Cab Back Pnl. Upr.,UpTo 11-17-80
	4267 672	1	D,W	After 11-17-80
	4267 673	1	D,W	Club Cab
6	4214 317	1	D,W	TAPE, T/Gate "Dodge"
7	4240 926-7	1	D,W	TAPE SET, Body Side
8	4214 427	1	D,W	TAPE, T/Gate "Orange"
9	4240 926-7	1	D,W	TAPE SET, Body Side

<b>LIGHT</b>	A = All Sport Utility (Ramcharger).	B = All Compact Models.	D = Conventional Cab.
<b>DUTY</b>	AC = 2 Wheel Drive Only (Ramcharger).	CB-MB = Compact Front Section Only.	W = Conventional Cab 4 Wheel Drive.
<b>CODES:</b>	AW = 4 Wheel Drive Only (Ramcharger).	P = Forward Control Chassis.	M = Motor Home.

**MEDIUM-HEAVY CODES:** XNT = Low Cab Forward. D = Conventional Cab. S = School Bus. W = 4-Wheel Drive.

AR=Use as Required

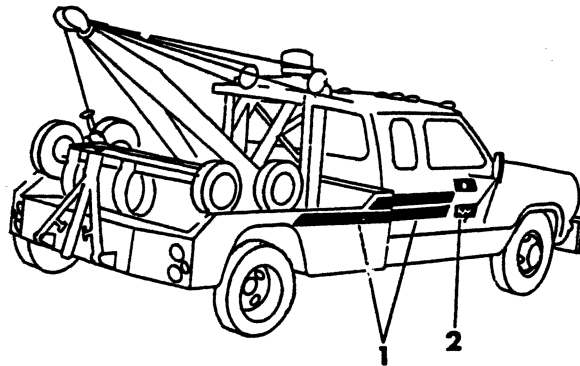
# = New Part Number

Printed in U.S.A.


June, 1982

**TAPES, RETRIEVER  
D-W3**

8323 7000



**(CORP. VEHICLES)**



**(GENERAL PUBLIC)**

BODY

# 1978-81 LIGHT DUTY TRUCK PARTS CATALOG

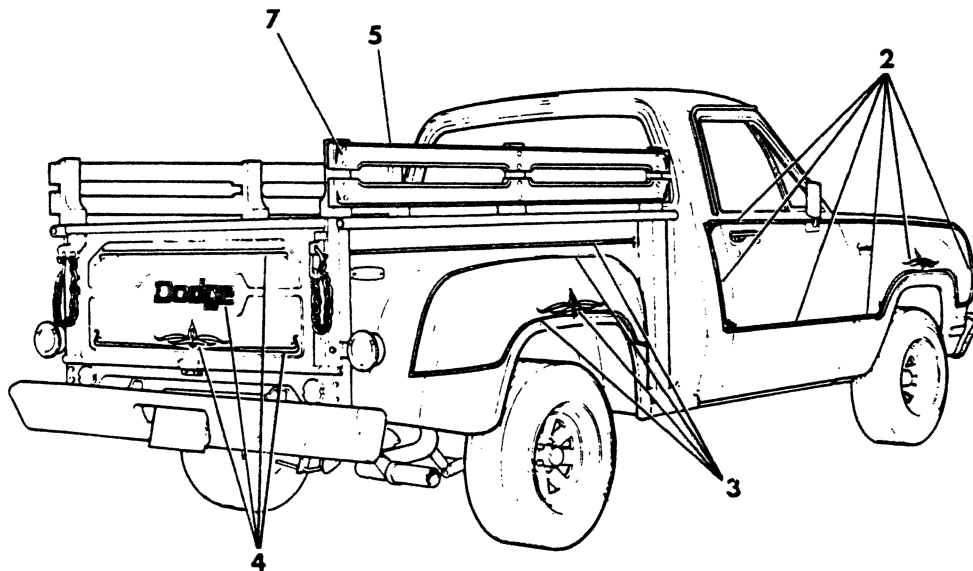
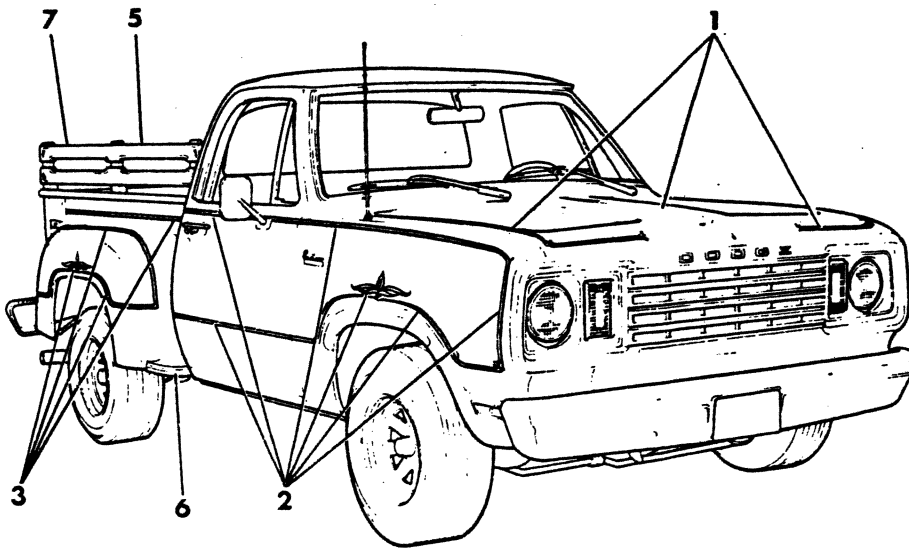
ITEM	PART NUMBER	QTY	MODEL	DESCRIPTION
<b>TAPES, RETRIEVER</b>				
<b>D-W3</b>				
1	2980 556	AR		TAPE Stripe, Blue 18' Roll Stock
	2980 557	AR		Red 18' Roll Stock
2	2979 714	AR		DECAL, Pentastar, Chrysler-Plymouth
	2979 719	AR		Plymouth-Dodge Truck (Blue Background)
	2979 720	AR		Chrysler-Dodge (Blue Background)
	2979 724	AR		Dodge-Dodge Truck
	2979 729	AR		Plymouth-Dodge Truck (Red Background)
3	2979 730	AR		Chrysler-Dodge, (Red Background)
	4057 746	1		TAPE, Set Body Side, Rt
	4057 747	1		Left
—	2980 393	2		MUD FLAP, (Not Shown)

**LIGHT** A = All Sport Utility (Ramcharger). B = All Compact Models. D = Conventional Cab.  
**DUTY** AD = 2 Wheel Drive Only (Ramcharger). CB-MB = Compact Front Section Only. W = Conventional Cab 4 Wheel Drive.  
**CODES:** AW = 4 Wheel Drive Only (Ramcharger). P = Forward Control Chassis. M = Motor Home.

**MEDIUM-HEAVY CODES:** XNT = Low Cab Forward. D = Conventional Cab. S = School Bus. W = 4-Wheel Drive.

8323 7100A

TAPES-WARLOCK  
D-W1 (115"W.B.)  
(1978)



ITEM	PART NUMBER	QTY	MODEL	DESCRIPTION
------	-------------	-----	-------	-------------

**TAPES-WARLOCK  
 D-W1 (115"W.B.)  
 (1978)**

1	4057 643	1		HOOD,Tape Set Consists of: Side and Front,Right Side and Front,Left Rear
2	4131 552-3	1		TAPE,Set,Cab Side Consists of: Fender,Upper Fender,Lower Door,Upper and Lower Cab Back Panel Flower
3	4131 554-5	1		TAPE,Set Box Side Panel Consists of: Rear Fender Upper Rear Fender Lower Box Upper Flower
4	4108 856	1		TAPE Set,Tailgate Consists of: Tailgate,Upper Tailgate,Lower Name,"Warlock By Dodge" Flower
5	4057 729	2		RACK,Side Assy. w/Tapes
6	2980 213	1		RUNNING BOARD,Chrome Plated - Left
	2980 214	1		Right
7	4106 801	1		TAPE SET, Wood Rack
--	4106 857	1		TAPE SET, Rear Window (Not Shown)
--	4057 726-7	1		TAPE SET,Door Interior (Not Shown) Consists of: Door,Upper Door,Lower
---	4057 728	1		TAPE SET,Instrument Panel (Not Shown) Consists of: Center Right Left

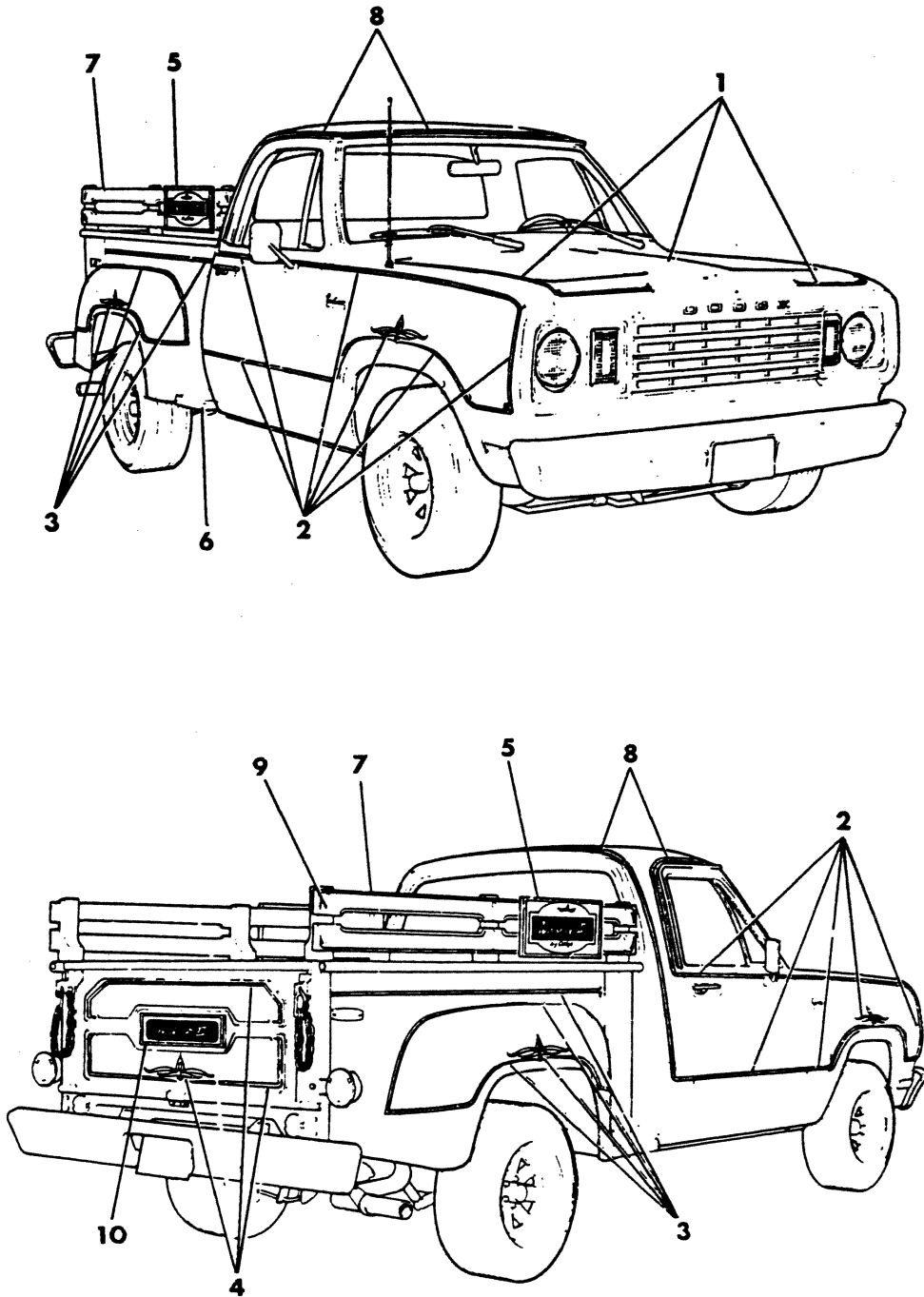
<b>LIGHT</b>	A = All Sport Utility (Ramcharger).	B = All Compact Models.	D = Conventional Cab.
<b>DUTY</b>	AD = 2 Wheel Drive Only (Ramcharger).	CB-MB = Compact Front Section Only.	W = Conventional Cab 4 Wheel Drive.
<b>CODES:</b>	AW = 4 Wheel Drive Only (Ramcharger).	P = Forward Control Chassis.	M = Motor Home.

**MEDIUM-HEAVY CODES:** XNT = Low Cab Forward. D = Conventional Cab. S = School Bus. W = 4-Wheel Drive.  
 AR=Use as Required # =New Part Number Printed in U.S.A. June, 1982

# 1978-81 LIGHT DUTY TRUCK PARTS CATALOG

8323 7125

TAPES-WARLOCK |  
D-W1 (115"W.B.)  
(1979)



ITEM	PART NUMBER	QTY	MODEL	DESCRIPTION
<b>TAPES-WARLOCK   D-W1 (115"W.B) (1979)</b>				
1	4186 509	1		HOOD,Tape Set Consists of: Side and Front,Right Side and Front,Left Rear
2	4186 510-1	1		TAPE,Set,Cab Side Consists of: Fender,Upper Fender,Lower Door,Upper and Lower Cab Back Panel Flower
3	4131 554-5	1		TAPE,Set Box Side Panel Consists of: Rear Fender Upper Rear Fender Lower Box Upper Flower
4	4186 513	1		TAPE Set,Tailgate Consists of: Tailgate,Upper Tailgate,Lower Flower
5	4186 516	2		PLACQUE, Warlock  , Side Rack
6	2980 213	1		RUNNING BOARD,Chrome Plated - Left
	2980 214	1		Right
7	4057 729	2		RACK,Side Assy
8	4186 512	1		TAPE SET, Roof
9	4186 517	AR		PLUG, Rack Assy.
10	4148 085	1		PLACQUE, Warlock  , Tailgait
--	4057 726-7	1		TAPE SET,Door Interior (Not Shown) Consists of: Door,Upper Door,Lower
--	4057 728	1		TAPE SET,Instrument Panel (Not Shown) Consists of: Center Right Left

<b>LIGHT</b>	A = All Sport Utility (Ramcharger).	B = All Compact Models.	D = Conventional Cab.
<b>DUTY</b>	AD = 2 Wheel Drive Only (Ramcharger).	CB-MB = Compact Front Section Only.	W = Conventional Cab 4 Wheel Drive.
<b>CODES:</b>	AW = 4 Wheel Drive Only (Ramcharger).	P = Forward Control Chassis.	M = Motor Home.

**MEDIUM-HEAVY CODES:** XNT = Low Cab Forward. D = Conventional Cab. S = School Bus. W = 4-Wheel Drive.

AR=Use as Required

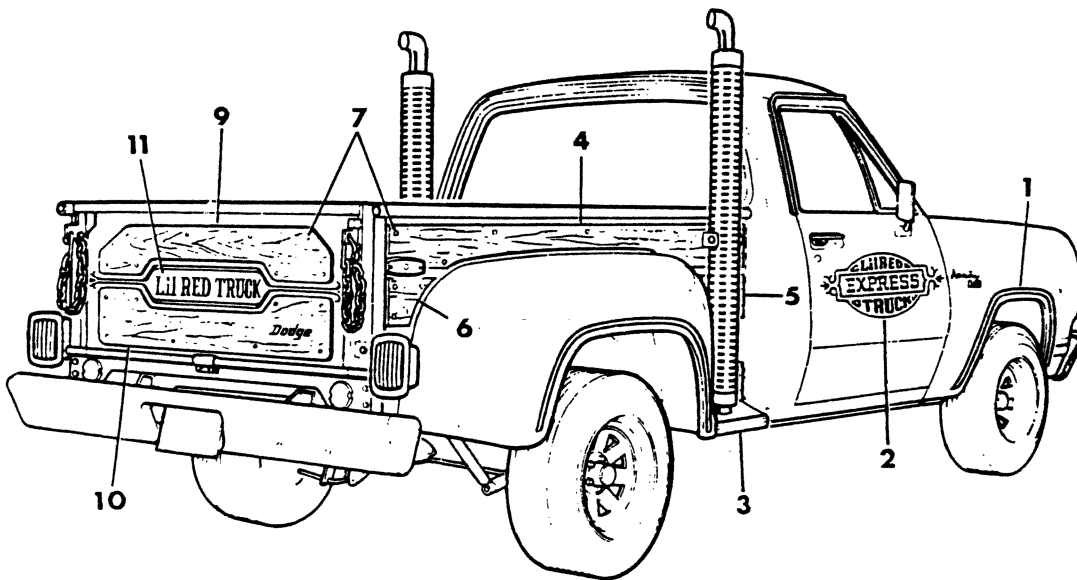

# = New Part Number

Printed in U.S.A.

June, 1982

## LIL RED TRUCK 1979-80

8323 7150





BODY

# 1978-81 LIGHT DUTY TRUCK PARTS CATALOG

ITEM	PART NUMBER	QTY	MODEL	DESCRIPTION
<b>LIL RED TRUCK</b>				
<b>1979-80</b>				
1	4113 436-7	1		TAPE, Front Fender Wheel Opening
2	4113 177	2		DECAL, Front Door - 1979
	4211 552	2		1980
3	4113 162-3	1		BOARD, Running
4	4113 164-5	1		TRIMBOARD, Side Panel, Upper
5	4113 166-7	1		TRIMBOARD, Side Panel, Front, Lower
6	4113 168-9	1		TRIMBOARD, Side Panel, Rear, Lower
7	6031 515	50		PROP/NUT, Trimboard, Capped
8	4113 438-9	1		TAPE, Rear Fender Wheel Opening
9	4113 170	1		TRIMBOARD, Tailgate, Upper
10	4113 171	1		TRIMBOARD, Tailgate, Lower - 1979
	4211 639	1		1980
11	4113 176	1		DECAL, Tailgate - 1979
	4211 553	1		1980

<b>LIGHT</b>	A = All Sport Utility (Ramcharger).	B = All Compact Models.	D = Conventional Cab.
<b>DUTY</b>	AD = 2 Wheel Drive Only (Ramcharger).	CB-MB = Compact Front Section Only.	W = Conventional Cab 4 Wheel Drive.
<b>CODES:</b>	AW = 4 Wheel Drive Only (Ramcharger).	P = Forward Control Chassis.	M = Motor Home.

**MEDIUM-HEAVY CODES:** XNT = Low Cab Forward. D = Conventional Cab. S = School Bus. W = 4-Wheel Drive.

AR=Use as Required


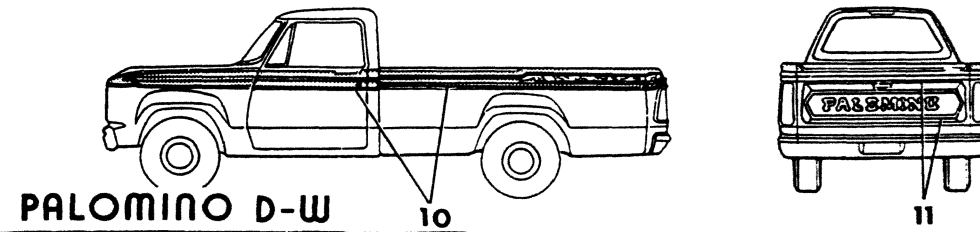
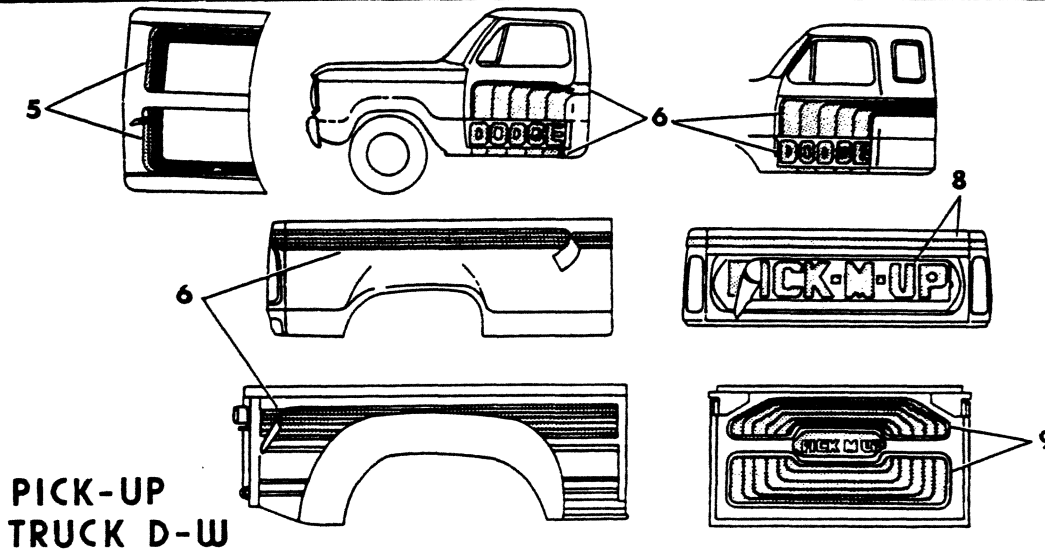

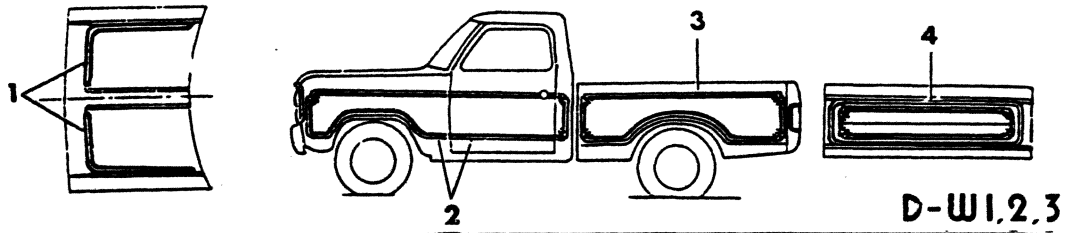
# =New Part Number

Printed in U.S.A.

June, 1982

TAPE STRIPES, A,D,W - (1979-80)

8323 7175A



ITEM	PART NUMBER	QTY	MODEL	DESCRIPTION
<b>TAPE STRIPES, A,D,W - (1979-80)</b>				
1	4176 746	1	D-W	TAPE SET, Hood - Cashmere
	4176 747	1	D-W	Gold
	4176 748	1	D-W	White
2	4186 408-9	1	D-W	TAPE SET, Body Side - Cashmere
	4186 410-1	1	D-W	Gold
	4186 412-3	1	D-W	White
3	4186 414-5	1	D-W	TAPE SET, S/Pnl. Box - Cashmere
	4186 416-7	1	D-W	Gold
	4186 418-9	1	D-W	White
4	4186 404	1	D-W	TAPE SET, T/Gate - Caramel
	4186 405	1	D-W	Gold
	4186 406	1	D-W	White
5	4186 430	1	A-D-W	TAPE SET, Hood - Blue
	4186 431	1	A-D-W	Red
	4186 432	1	A-D-W	Tan
6	4186 434-5	1	A-D-W	TAPE SET, Body Side, Sweptline & Sport Utility - Blue
	4186 436-7	1	A-D-W	Red
	4186 438-9	1	A-D-W	Tan
	4186 444-5	1	D-W	TAPE SET, Body Side, Utliline - Blue
	4186 446-7	1	D-W	Red
	4186 448-9	1	D-W	Tan
7	4161 017	1	AD-AW-D-W	TAPE, T/Gate - Blue
	4161 018	1	AD-AW-D-W	Red
	4161 019	1	AD-AW-D-W	Tan
8			D-W	TAPE SET, w/Overlay "Pick-M-Up" - 1979
	4186 458	1	D-W	Blue
	4186 459	1	D-W	Red
	4186 442	1	D-W	Tan & Orange
	4186 443	1	D-W	Tan & Yellow
			D-W	TAPE, w/o Overlay "Pick-M-Up" - 1980
	4161 017	1	D-W	Blue
	4161 018	1	D-W	Red
	4161 019	1	D-W	Tan
	9	4186 450	1	D-W
4186 451		1	D-W	Red
4186 452		1	D-W	Tan & Orange
4186 453		1	D-W	Tan & Yellow
10	4186 440-1	1	D-W	TAPE SET, Body Side - "PALOMINO" - 1979
11	4186 433	1	D-W	TAPE SET, T/Gate - "PALOMINO" - 1979
12	4186 514-5	1	D-W	TAPE SET, Side - "PROSPECTOR"
	4148 737	1	D-W	TAPE SET, "High Impact" Gold & Red

**LIGHT** A = All Sport Utility (Ramcharger). B = All Compact Models. D = Conventional Cab.  
**DUTY** AD = 2 Wheel Drive Only (Ramcharger). CB-MB = Compact Front Section Only. W = Conventional Cab 4 Wheel Drive.  
**CODES:** AW = 4 Wheel Drive Only (Ramcharger). P = Forward Control Chassis. M = Motor Home.

**MEDIUM-HEAVY CODES:** XNT = Low Cab Forward. D = Conventional Cab. S = School Bus. W = 4-Wheel Drive.

AR=Use as Required


# =New Part Number

Printed in U.S.A.

June, 1982

RAM DECALS - 1980

832 7180A




ITEM	PART NUMBER	QTY	MODEL	DESCRIPTION
<b>RAM DECALS - 1980</b>				
1	4214 004-5	1	ALL	DECAL, Side - LEAPING RAM
2	4214 027	1	B	DECAL, Rr. Dr., RAM - Black
	4214 028	1	B	White
	4214 029	1	B	Gold
	4214 033	1	B	Red
3	4214 025	1	AW	DECAL, T/Gate, Dodge Ram - Approx. 10" Long
	4214 021	1	D,W	DECAL, T/Gate, Dodge Ram, Black - Approx. 21" Long
	4214 022	1	D,W	White - Approx. 21" Long
	4214 023	1	D,W	Gold - Approx. 21" Long
	4214 030	1	D,W	Blue - Approx. 21" Long
	4214 031	1	D,W	Red - Approx. 21" Long
	4214 032	1	D,W	Tan - Approx. 21" Long
	4214 011	1	D,W	DECAL, T/Gate, Dodge Ram, Black - Approx. 33" Long
	4214 012	1	D,W	White, Approx. 33" Long
	4214 013	1	D-W	Gold, Approx. 33" Long
	4214 014	1	D-W	Blue, Approx. 33" Long
	4214 015	1	D-W	Red, Approx. 33" Long
	4214 016	1	D-W	Tan, Approx. 33" Long

<b>LIGHT</b>	A = All Sport Utility (Ramcharger).	B = All Compact Models.	D = Conventional Cab.
<b>DUTY</b>	AD = 2 Wheel Drive Only (Ramcharger).	CB-MB = Compact Front Section Only.	W = Conventional Cab 4 Wheel Drive.
<b>CODES:</b>	AW = 4 Wheel Drive Only (Ramcharger).	P = Forward Control Chassis.	M = Motor Home.
<b>MEDIUM-HEAVY CODES:</b> XNT = Low Cab Forward. D = Conventional Cab. S = School Bus. W = 4-Wheel Drive.			

AR=Use as Required      # =New Part Number      Printed in U.S.A.      June, 1982

8323 7190

TAPE STRIPES, BIG HORN - 1980



ITEM	PART NUMBER	QTY	MODEL	DESCRIPTION
<b>TAPE STRIPES, BIG HORN - 1980</b>				
1	4186 754-5	1	D-W	TAPE SET, Body Side
2	4186 758	1		TAPE SET, Rr. Wdo. Opng.
3	4186 756-7	1		TAPE SET, Tail Lamp Opng.
4	4186 747	1	D-W	TAPE SET, Tail Gate Up. & Lwr.
5	4214 019	1	D-W	DECAL, Dodge Ram - Big Horn

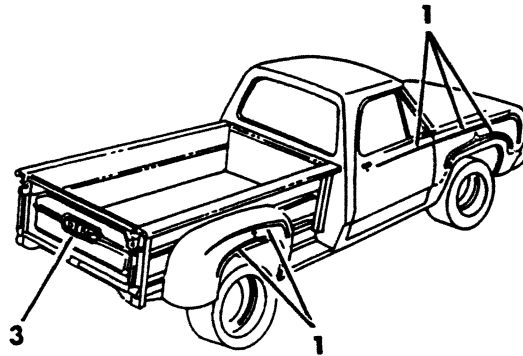
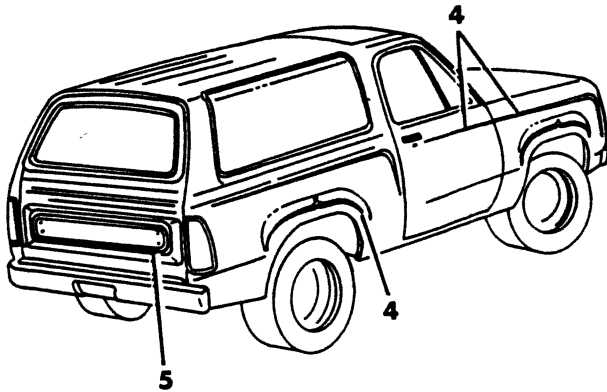
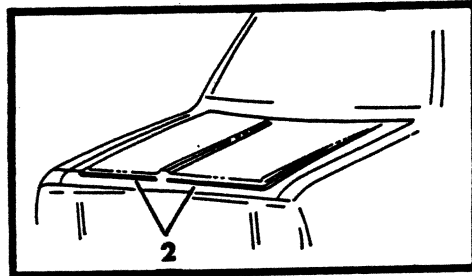
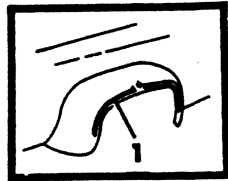

**LIGHT** A = All Sport Utility (Ramcharger). B = All Compact Models. D = Conventional Cab.  
**DUTY** AD = 2 Wheel Drive Only (Ramcharger). CB-MB = Compact Front Section Only. W = Conventional Cab 4 Wheel Drive.  
**CODES:** AW = 4 Wheel Drive Only (Ramcharger). P = Forward Control Chassis. M = Motor Home.

**MEDIUM-HEAVY CODES:** XNT = Low Cab Forward. D = Conventional Cab. S = School Bus. W = 4-Wheel Drive.

AR=Use as Required # =New Part Number Printed in U.S.A. June, 1982

8323 7195B

TAPE SET - "PULLMAN" - FILIGREE  
A-D-W 1981





ITEM	PART NUMBER	QTY	MODEL	DESCRIPTION
<b>TAPE SET - "PULLMAN" - FILIGREE</b>				
<b>A-D-W 1981</b>				
1	4240 786-7	1	D-W	TAPE SET - Body Side (Gold)
	4240 788-9	1	D-W	Body Side (White)
			D-W	Consist of:
			D-W	Fndr. Frt.
			D-W	Fndr. w/Opng. Frt.
			D-W	Door
			D-W	Fndr. Rr. w/Opng. Upr.
			D-W	Fndr. Rr. w/Opng. Lwr.
			D-W	S/Pnl. w/Opng. (Dual Wheels)
			D-W	S/Pnl. 6.5 Ft. Box
			D-W	S/Pnl. 8 Ft. Box
			D-W	S/Pnl. w/Opng.
2	4176 747	1	A-D-W	TAPE - Hood Otr. Pnl. (Gold)
	4240 939	1	A-D-W	(WHITE)
3	4214 354	1	D-W	TAPE, Tailgate Sweptline "Dodge Ram" (White) w/o Embossed Tailgate
	4214 355	1	D-W	Sweptline Box "Dodge Ram" (Gold) w/o Embossed Tailgate
	4214 324	1	D-W	Utliline Box "Dodge Ram" (White) w/o Embossed Tailgate
	4214 325	1	D-W	Utliline Box "Dodge Ram" (Gold) w/o Embossed Tailgate
	4240 948	1	D-W	DECAL, Imbossed T/Gate "Dodge Ram" (White) 1981
	4240 949	1	D-W	(Black) 1981
4	4240 782-3	1	AD-AW	TAPE SET - Body Side (Gold)
	4240 784-5	1	AD-AW	Body Side (White)
			AD-AW	CONSIST OF:
			AD-AW	Fndr.
			AD-AW	Door
			AD-AW	S/Pnl.
			AD-AW	w/Opng. Frt.
			AD-AW	w/Opng. Rr.
5	4214 354	1	AD-AW	TAPE, Liftgate "Dodge Ram" (White)
	4214 355	1	AD-AW	"Dodge Ram" (Gold)
	4214 356	1	PD-PW	"Plymouth Trailduster" (White)
	4214 357	1	PD-PW	"Plymouth Trailduster" (Gold)

<b>LIGHT</b>	A = All Sport Utility (Ramcharger).	B = All Compact Models.	D = Conventional Cab.
<b>DUTY</b>	AD = 2 Wheel Drive Only (Ramcharger).	CB-MB = Compact Front Section Only.	W = Conventional Cab 4 Wheel Drive.
<b>CODES:</b>	AW = 4 Wheel Drive Only (Ramcharger).	P = Forward Control Chassis.	M = Motor Home.

**MEDIUM-HEAVY CODES:** XNT = Low Cab Forward. D = Conventional Cab. S = School Bus. W = 4-Wheel Drive.

AR=Use as Required

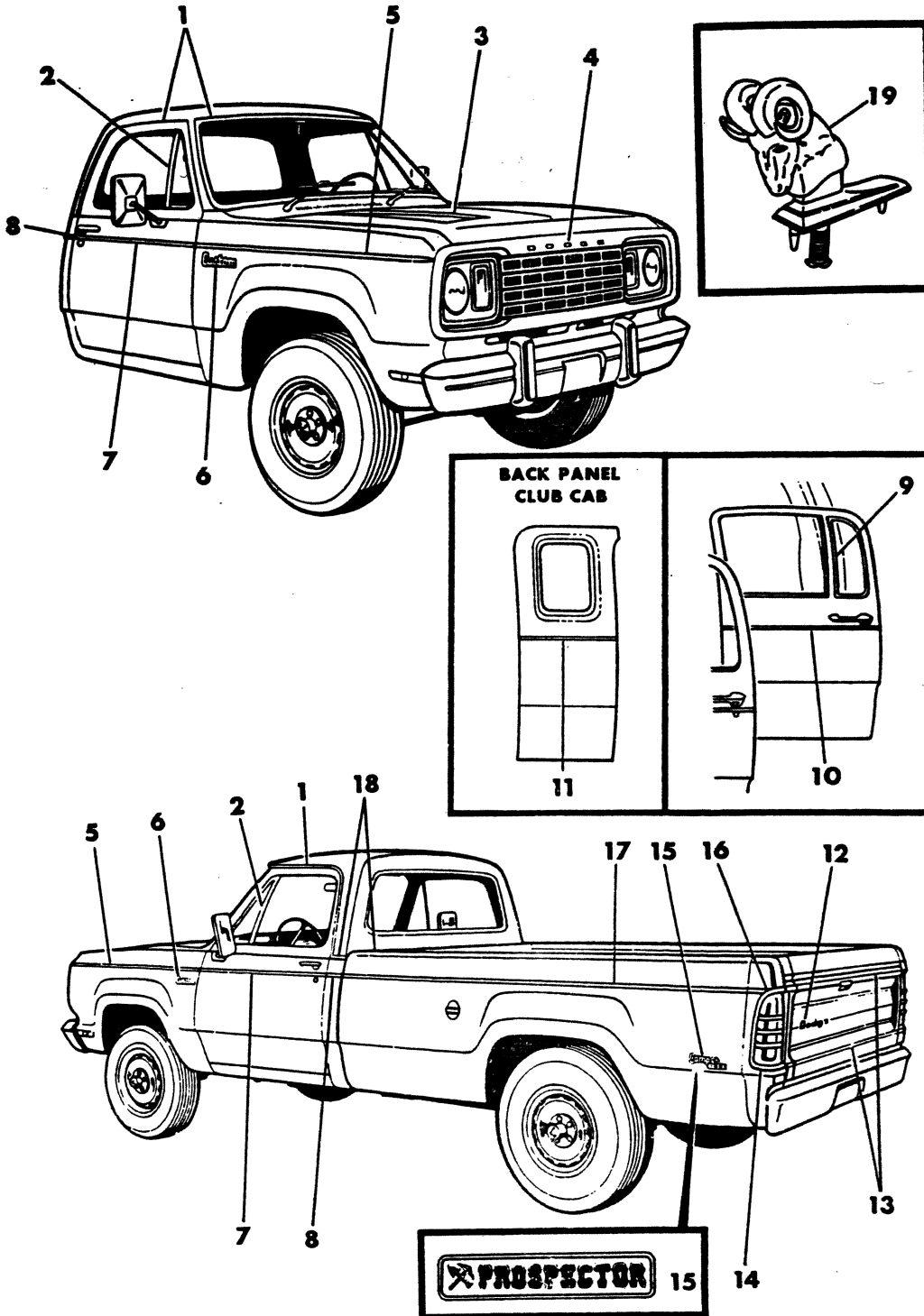
# = New Part Number

Printed in U.S.A.

June, 1982

EXTERIOR VIEW - D,W1,2,3  
(CUSTOM AND ADVENTURER), 1978-79-80  
(CUSTOM, CUSTOM S.E.- ROYAL, ROYAL S.E.)- 1981

23 7200B



BODY

# 1978-81 LIGHT DUTY TRUCK PARTS CATALOG

ITEM	PART NUMBER	QTY	MODEL	DESCRIPTION
<b>EXTERIOR VIEW - D,W1,2,3            (CUSTOM AND ADVENTURER),1978-79-80            (CUSTOM, CUSTOM S.E.- ROYAL, ROYAL S.E.)- 1981</b>				
1	3494 578-9	1		MOULDING, Drip Front, Incl. Crew Cab
	3494 576-7	1		Side, Incl. Crew Cab
	3734 222-3	1		Side, Club Cab
	4038 548-9	1		Side, Center, Crew Cab
2	3498 070-1	1		MOULDING, Front Door Divisional Channel
3	3495 698	2		NAME PLATE, Hood "Power Wagon" - 1978
4	4033 360	1		NAME PLATE, "Dodge" Grille - 1978
	4084 778	1		"Dodge" Hood, 1979-80-81
	3495 708	1		"F" - 1978
	4087 856	1		"F" , 1979-80-81
	3495 709	1		"A" - 1978
	4087 857	1		"A" , 1979-80-81
	3495 710	1		"R" - 1978
	4084 903	1		"R" , 1979-80-81
	3495 673	1		"G" - 1978
	4087 858	1		"G" , 1979-80-81
	3495 672	1		"O" - 1978
	4087 859	1		"O" , 1979-80-81
5	4049 851	2		MOULDING PACKAGE, Front Fender, 1978-79-80
	4205 718-9	1		1981
6	4033 339	2		NAME PLATE, "Adventurer", 1978-79-80
	4033 338	2		"CUSTOM", 1978-79-80
	4033 341	2		Insert "100", 1978-79-80
	4083 604	2		Insert "150", 1978-79-80
	4033 342	2		Insert "200", 1978-79-80
	4033 343	2		Insert "300", 1978-79-80
	2980 215	2		Insert "400", 1978-79-80
	4166 007	2		Insert "Sport", 1978-79-80
	4087 911	2		DECAL, "Power Wagon 150" - 1978
	4087 912	2		"Power Wagon 200" - 1978
	4087 913	2		"Power Wagon 300" - 1978
	4087 914	2		"Power Wagon 400" - 1978
	4084 538	2		DECAL, "Diesel Power" - 1978
	4113 776	2		"Diesel Power" , 1979-80
	2980 586	2		DECAL, " 3.7 LITER "
	4113 445	2		NAME PLATE, "Power Wagon " , 1979-80
	4087 920	2		"150" , 1979-80
	4087 921	2		"200" , 1979-80
	4087 922	2		"300" , 1979-80
	4087 923	2		"400" , 1979-80
	6002 852	AR		RETAINER, Name Plate, 1978-79-80
	4214 459	2	D,W	NAME PLATE, Frt. Fndr. "RAM" - 1981
	4214 447	2	D,W	"POWER RAM" - 1981
	4214 455	2	D,W	"BIG HORN" - 1981
	6003 698	AR	D,W	RETAINER, Frt. Fndr. N/Plate - 1981
	6025 860	4	D,W	Clip, Frt. Fndr. Number Plate Attach. - 1981
	4214 478-9	1	D,W	MEDALLION, Frt. Fndr. N/Plate - 1981
	4214 391	2	D,W	Insert - Frt. Fndr. Medallion "CUSTOM 150" - 1981
	4214 392	2	D,W	"CUSTOM 250"- 1981

<b>LIGHT</b>	A = All Sport Utility (Ramcharger).	B = All Compact Models.	D = Conventional Cab.
<b>DUTY</b>	AD = 2 Wheel Drive Only (Ramcharger).	CB-MB = Compact Front Section Only.	W = Conventional Cab 4 Wheel Drive.
<b>CODES:</b>	AW = 4 Wheel Drive Only (Ramcharger).	P = Forward Control Chassis.	M = Motor Home.

**MEDIUM-HEAVY CODES:** XNT = Low Cab Forward. D = Conventional Cab. S = School Bus. W = 4-Wheel Drive.

AR=Use as Required

# =New Part Number

Printed in U.S.A.

June, 1982

# 1978-81 LIGHT DUTY TRUCK PARTS CATALOG

BODY

ITEM	PART NUMBER	QTY	MODEL	DESCRIPTION
<b>EXTERIOR VIEW - D,W1,2,3</b>				
<b>(CUSTOM AND ADVENTURER), 1978-79-80</b>				
<b>(CUSTOM, CUSTOM S.E.- ROYAL, ROYAL S.E.)- 1981</b>				
	4214 393	2	D,W	*CUSTOM 350* - 1981
	4214 394	2	D,W	*CUSTOM 450* - 1981
	4214 395	2	D,W	*CUSTOM S.E. 150* - 1981
	4214 396	2	D,W	*CUSTOM S.E. 250* - 1981
	4214 397	2	D,W	*CUSTOM S.E. 350* - 1981
	4214 398	2	D,W	*CUSTOM S.E. 450* - 1981
	4214 399	2	D,W	*ROYAL 150* - 1981
	4214 400	2	D,W	*ROYAL 250* - 1981
	4214 401	2	D,W	*ROYAL 350* - 1981
	4214 402	2	D,W	*ROYAL 450* - 1981
	4214 403	2	D,W	*ROYAL S.E. 150* - 1981
	4214 404	2	D,W	*ROYAL S.E. 250* - 1981
	4214 405	2	D,W	*ROYAL S.E. 350* - 1981
	6003 698	AR	D,W	RETAINER, Frt. Fndr. Medallion Ram Base - 1981
7	4049 852	2		MOULDING PACKAGE, Front Door, 1978-79-80
	4267 860-1	1		1981
8	4049 858-9	1		MOULDING PACKAGE, Cab Back Panel, 1978-79-80
	4205 724-5	1		1981
9	3498 030	2		MOULDING, Rear Door Divisional Channel
10	4049 862	2		MOULDING PACKAGE, Rear Door, 1978-79-80
	4205 721	2		1981
11	4049 860-1	1		MOULDING PACKAGE, Back Panel, 1978-79-80
	4205 722-3	1		1981
12	3494 942	1		DECAL, Tailgate, "Dodge", White, 1978-79-80
	3494 089	1		Black, 1978-79-80
	4161 052	1		Blue, 1978-79-80
	4161 053	1		Red, 1978-79-80
	4161 054	1		Tan, 1978-79-80
	4161 055	1		Gold, 1978-79-80
	3494 943	1		"Fargo", White
	3494 090	1		Black
	4084 538	1		"Diesel Power" - 1978
	4113 776	1		"Diesel Power", 1979-80
	4214 467	1	D,W	NAME PLATE, Tailgate "DODGE RAM" - 1981
	4214 443	1	D,W	APPLIQUE ASSY., Tailgate "Dodge Ram" - 1981
13	3837 916	2		MOULDING PACKAGE, Tailgate, Upper, 1978-79-80
	3837 915	1		Lower, 1978-79-80
	3494 972	1		Upper, Center, 1978-79-80
	6003 300	AR		Retainer, Upper, 1978-79-80
	6003 334	AR		Retainer, Lower, 1978-79-80
14	3494 604-5	1		BEZEL, Tail Lamp, 1978-79-80
15	2980 906	2		DECAL, Qtr. Pnl. "PROSPECTOR" (1978)
	4148 405	2		"PROSPECTOR" (1979-80)
	2980 778	2		DECAL "Round Up" (W/4x4 Insert)
	4114 000	2		NAME PLATE, Side Pnl. "PROSPECTOR" - 1980-81
	3495 687	2		NAME PLATE, "Camper", 1978-79-80
	3495 688	2		Insert "7500", 1978-79-80
	3495 689	2		Insert "9000", 1978-79-80
	3495 690	2		Insert "10000", 1978-79-80

**LIGHT DUTY CODES:** A = All Sport Utility (Ramcharger). B = All Compact Models. D = Conventional Cab.  
 AD = 2 Wheel Drive Only (Ramcharger). CB-MB = Compact Front Section Only. W = Conventional Cab 4 Wheel Drive.  
 CODES: AW = 4 Wheel Drive Only (Ramcharger). P = Forward Control Chassis. M = Motor Home.

**MEDIUM-HEAVY CODES:** XNT = Low Cab Forward. D = Conventional Cab. S = School Bus. W = 4-Wheel Drive.

AR=Use as Required

# =New Part Number

Printed in U.S.A.

June, 1982

# 1978-81 LIGHT DUTY TRUCK PARTS CATALOG

ITEM	PART NUMBER	QTY	MODEL	DESCRIPTION
------	-------------	-----	-------	-------------

**EXTERIOR VIEW - D,W1,2,3  
(CUSTOM AND ADVENTURER),1978-79-80  
(CUSTOM, CUSTOM S.E.- ROYAL, ROYAL S.E.)- 1981**

	4214 416	2	D,W	DECAL "Camper" - 1981 (Not Shown)
16	4049 856-7	1		MLDG. PKG.,Express Box Side Ext.,w/o T/Lamp Bezel,1978-79-80
	4205 754-5	1		1981
	4049 854-5	1		w/Tail Lamp Bezel
17	4049 864	2		MLDG. PKG.,Express Box, w/6.5 Ft. Box, 1978-79-80
	4205 752	2		1981
	4049 863	2		w/8 Ft. Box, 1978-79-80
	4205 753	2		1981
	6003 616	AR		RETAINER, Side Pnl. Upr. Mldg.
18	3495 796-7	1		MOULDING PACKAGE, Rear Belt, 1978-79-80
	3837 917	1		Rear Belt, Center, 1978-79-80
--	6002 729	AR		RETAINER, Upper Moulding (Not Shown),1978-79-80
--	6003 141	AR		1981
--	6003 519	AR		RETAINER, Lower Moulding (Not Shown)
19	4215 518	1		ORNAMENT ASSY,Ram Head - 1981
	3672 672	1		SPRING,Ram Head Ornament
	3672 780	1		RETAINER, Ram Head Ornament
	4267 867	1		STUD & REINFORCEMENT PKG., Ram Ornament

<b>LIGHT</b>	A = All Sport Utility (Ramcharger).	B = All Compact Models.	D = Conventional Cab.
<b>DUTY</b>	AD = 2 Wheel Drive Only (Ramcharger).	CB-MB = Compact Front Section Only.	W = Conventional Cab 4 Wheel Drive.
<b>CODES:</b>	AW = 4 Wheel Drive Only (Ramcharger).	P = Forward Control Chassis.	M = Motor Home.

---

**MEDIUM-HEAVY CODES:** XNT = Low Cab Forward. D = Conventional Cab. S = School Bus. W = 4-Wheel Drive.

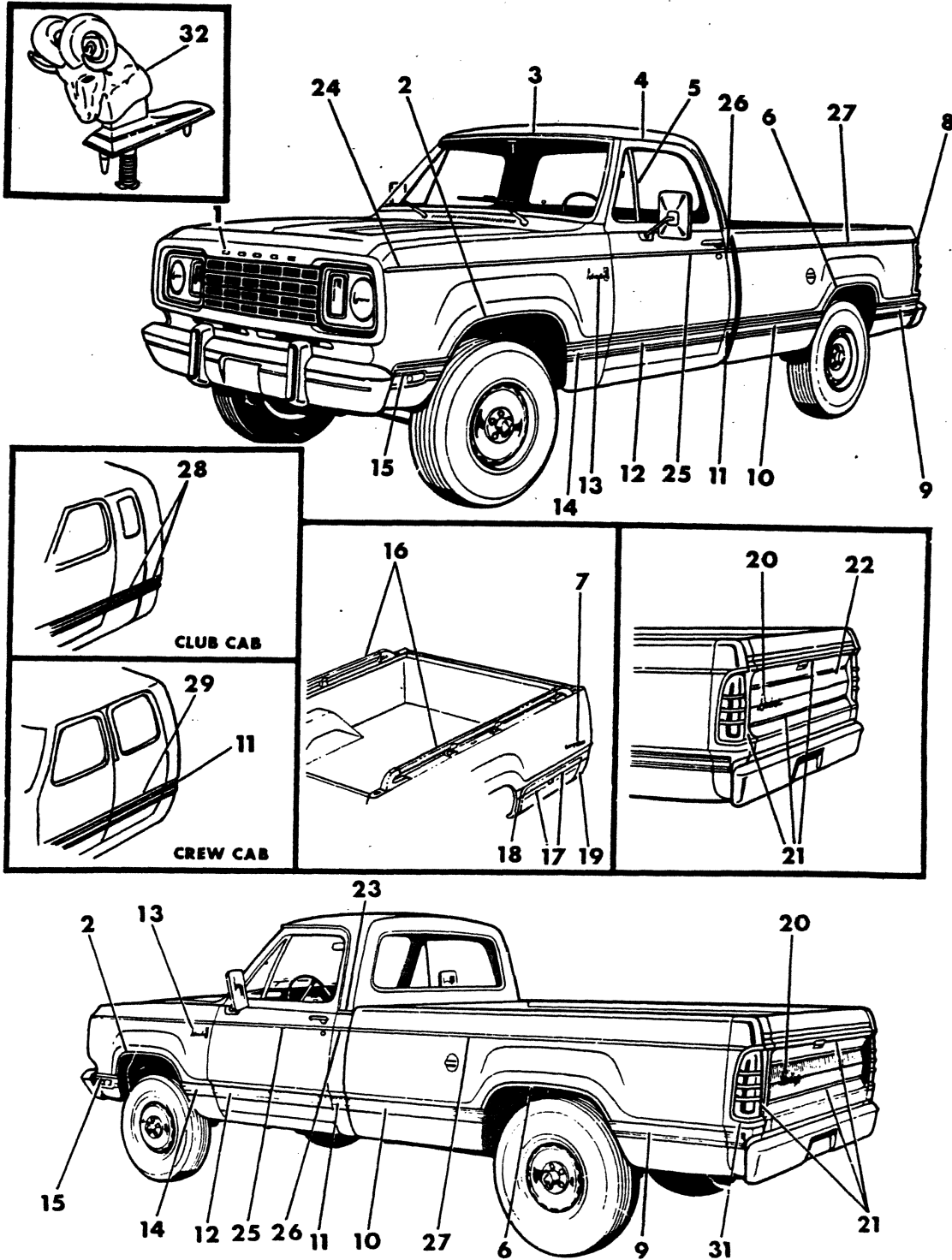
---

AR=Use as Required      # = New Part Number      Printed in U.S.A.      June, 1982

# 1978-81 LIGHT DUTY TRUCK PARTS CATALOG

8323 7300C

EXTERIOR VIEW - D-W1,2,3  
(ADVENTURER "SE"), 1978-79-80  
(CUSTOM, CUSTOM S.E.- ROYAL, ROYAL S.E.)-1981



BODY

# 1978-81 LIGHT DUTY TRUCK PARTS CATALOG

ITEM	PART NUMBER	QTY	MODEL	DESCRIPTION
<b>EXTERIOR VIEW - D-W1,2,3 (ADVENTURER "SE"), 1978-79-80 (CUSTOM, CUSTOM S.E.- ROYAL, ROYAL S.E.)-1981</b>				
1	4033 360	1		GRILLE, w/"Dodge" Name Plate - 1978
	4084 778	1		"Dodge" - Hood, 1979-80-81
	3495 708	1		"F" - 1978
	4087 856	1		"F" , 1979-80-81
	3495 709	1		"A" - 1978
	4087 857	1		"A" , 1979-80-81
	3495 710	1		"R"- 1978
	4084 903	1		"R", 1979-80-81
	3495 673	1		"G" - 1978
	4087 858	1		"G" , 1979-80-81
	3495 672	1		"O" - 1978
	4087 859	1		"O" , 1979-80-81
	2	3739 352-3	1	
4160 372-3		1		1981
3	3494 578-9	1		MOULDING, Front Drip, Incl. Crew Cab
4	3494 576-7	1		MOULDING, Side, Incl. Crew Cab
	3734 222-3	1		Side, Club Cab
	4038 548-9	1		Side, Center, Crew Cab
5	3498 070-1	1		MOULDING, Front Door Divisional Channel
6	3739 350-1	1		MOULDING, Rear Wheel Opening, 1978-79-80
	4160 380-1	1		1981
7	3495 687	2		NAME PLATE, "Camper", 1978-79-80
	3495 688	2		Insert "7500" , 1978-79-80
	3495 689	2		Insert "9000", 1978-79-80
	3495 690	2		Insert "10000", 1978-79-80
	4214 416	2	D,W	DECAL, "Camper" - 1981 (Not Shown)
8	4049 854-5	1		MLDG. PKG., Express S/Pnl. Ext., w/Tail L/Bezel - 1978-79-80
	4049 856-7	1		w/o Tail Lamp Bezel, 1978-79-80
	4205 754-5	1		w/o Tail Lamp Bezel, 1981
9	4033 308-9	1		MLDG., Express Box, Rr., w/6.5 Ft. Box-1978-79-80
	4205 746-7	1		1981 w/Insert
	4033 298-9	1		w/8 Ft. Box, 1978-79-80
	4205 748-9	1		w/8 Ft. Box - 1981 w/Insert
	4033 302-3	1		w/Dual Rear Wheels, 1978-79-80
	4205 750-1	1		w/Dual Rear Wheels - 1981 w/Insert
10	6003 519	AR		RETAINER, Rear Mldg.
	4033 306-7	1		MLDG., Express Box, Frt. w/6.5 Ft. Box, 1978-79-80
	4205 740-1	1		w/6.5 Ft. Box - 1981 w/Insert
	4033 296-7	1		w/8 Ft. Box, 1978-79-80
	4205 742-3	1		w/8 Ft. Box - 1981 w/Insert
11	4033 300-1	1		w/Dual Rear Wheels, 1978-79-80
	4205 744-5	1		w/Dual Rear Wheels - 1981 w/Insert
	4033 282-3	1		MOULDING, Cab Back Panel, Lower, 1978-79-80
12	4205 738-9	1		1981 w/Insert
	4033 280-1	1		MOULDING, Front Door, 1978-79-80
13	4205 728-9	1		1981 w/Insert
	4033 340	2		NAME PLATE, "Adventurer SE", 1978-79-80
	4033 390	2		"100", 1978-79-80
	4083 605	2		"150", 1978-79-80

<b>LIGHT</b>	A = All Sport Utility (Ramcharger).	B = All Compact Models.	D = Conventional Cab.
<b>DUTY</b>	AD = 2 Wheel Drive Only (Ramcharger).	CB-MB = Compact Front Section Only.	W = Conventional Cab 4 Wheel Drive.
<b>CODES:</b>	AW = 4 Wheel Drive Only (Ramcharger).	P = Forward Control Chassis.	M = Motor Home.

**MEDIUM-HEAVY CODES:** XNT = Low Cab Forward. D = Conventional Cab. S = School Bus. W = 4-Wheel Drive.

AR=Use as Required

# = New Part Number

Printed in U.S.A.

June, 1982

# 1978-81 LIGHT DUTY TRUCK PARTS CATALOG

ITEM	PART NUMBER	QTY	MODEL	DESCRIPTION
<b>EXTERIOR VIEW - D-W1,2,3 (ADVENTURER "SE"), 1978-79-80 (CUSTOM, CUSTOM S.E.- ROYAL, ROYAL S.E.)-1981</b>				
	4033 391	2		"200", 1978-79-80
	4033 392	2		"300", 1978-79-80
	2980 586	2		DECAL, " 3.7 LITER "
	4084 538	2		DECAL, "Diesel Power" - 1978
	4113 776	2		"Diesel Power", 1979-80
	4214 459	2	D,W	NAME PLATE, Frt. Fndr. "RAM" - 1981
	4214 447	2	D,W	"POWER RAM" - 1981
	4214 455	2	D,W	"BIG HORN" - 1981
	6003 698	AR	D,W	RETAINER, Frt. Fndr. Name Plate - 1981
	6025 860	4	D,W	CLIP, Frt. Fndr. N/Plate Attch. - 1981
	4214 478-9	1	D,W	MEDALLION, Frt. Fndr. N/Plate - 1981
	4214 391	2	D,W	Insert, Frt. Fndr. Medallion "CUSTOM 150"- 1981
	4214 392	2	D,W	"CUSTOM 250"- 1981
	4214 393	2	D,W	"CUSTOM 350"- 1981
	4214 394	2	D,W	"CUSTOM 450"- 1981
	4214 395	2	D,W	"CUSTOM S.E. 150"- 1981
	4214 396	2	D,W	"CUSTOM S.E. 250"- 1981
	4214 397	2	D,W	"CUSTOM S.E. 350"- 1981
	4214 398	2	D,W	"CUSTOM S.E. 450"- 1981
	4214 399	2	D,W	"ROYAL 150"- 1981
	4214 400	2	D,W	"ROYAL 250"- 1981
	4214 401	2	D,W	"ROYAL 350"- 1981
	4214 402	2	D,W	"ROYAL 450"- 1981
	4214 403	2	D,W	"ROYAL S.E. 150"- 1981
	4214 404	2	D,W	"ROYAL S.E. 250"- 1981
	4214 405	2	D,W	"ROYAL S.E. 350"- 1981
	4214 406	2	D,W	"ROYAL S.E. 450"- 1981
	6003 698	2	D,W	RETAINER, Frt. Fndr. Medallion Ram Base - 1981
14	4033 276-7	1		MOULDING, Front Fender, Rear, 1978-79-80
	4205 726-7	1		1981 w/Insert
15	4033 274-5	1		MOULDING, Front Fender, Frt., 1978-79-80
	4211 692-3	1		1981 w/Insert
16	3734 470	1		GRIP RAIL PACKAGE
	3739 126	2		Rail
	3739 128	2		Support, Right End
	3739 129	2		Support, Left End
	3739 127	4		Support, Center
	3739 132	4		Spacer, Center Support
	3739 130	2		Spacer, End Support, Right
	3739 131	2		Spacer, End Support, Left
	3739 133	8		Screw, 8-32 x 3/8
	3739 134	16		Screw, 1/4-20 x .88
	3739 135	16		Nut and Washer, 1/4-20
	3739 136	16		Washer
17	4033 321	2		MOULDING, Storage Compartment Door
	6003 519	AR		RETAINER, Storage Compartment Door
18	4033 320	1		MOULDING, Rear Wheel Opening, Front, w/Storage Compartment
	6003 295	AR		Retainer
19	4033 318	1		MOULDING, Express Box, Front, w/Storage Compartment

**LIGHT** A = All Sport Utility (Ramcharger). B = All Compact Models. D = Conventional Cab.  
**DUTY** AD = 2 Wheel Drive Only (Ramcharger). CB-MB = Compact Front Section Only. W = Conventional Cab 4 Wheel Drive.  
**CODES:** AW = 4 Wheel Drive Only (Ramcharger). P = Forward Control Chassis. M = Motor Home.

**MEDIUM-HEAVY CODES:** XNT = Low Cab Forward. D = Conventional Cab. S = School Bus. W = 4-Wheel Drive.

AR=Use as Required

# =New Part Number

Printed in U.S.A.

June, 1982



ITEM	PART NUMBER	QTY	MODEL	DESCRIPTION
<b>EXTERIOR VIEW - D-W1,2,3 (ADVENTURER "SE"), 1978-79-80 (CUSTOM, CUSTOM S.E.- ROYAL, ROYAL S.E.)-1981</b>				
	6003 295	AR		Retainer
20	3494 601	1		NAME PLATE, Tailgate "Dodge", 1978-79-80
	3494 602	1		"Fargo", 1978-79-80
	4084 538	1		DECAL, "Diesel Power" - 1978
	4113 776	1		"Diesel Power", 1979-80
	4161 052	1		DECAL, Tailgate "Dodge" - Blue, 1978-79-80
	4161 053	1		Red, 1978-79-80
	4161 054	1		Tan, 1978-79-80
	4161 055	1		Gold, 1978-79-80
	4214 467	1	D,W	NAME PLATE, Tailgate "Dodge Ram" - 1981
	4214 443	1	D,W	APPLIQUE ASSY., Tailgate "Dodge Ram"- 1981
21	4033 378	1		MOULDING, Tailgate, Upper ,Up To 3-21-78 (See Fig.5425 For 1981 Application)
	4084 814	1		After 3-21-78 (1978-79-80)
	4033 379	1		Lower, 1978-79-80
	4033 380	2		End, 1978-79-80
	6003 300	AR		Retainer, Upper, Small, 1978-79-80
	6003 334	AR		Retainer, Lower, Small, 1978-79-80
	6003 331	AR		Retainer, Upper and Lower, Large, 1978-79-80
	6003 338	AR		Retainer, End Moulding, 1978-79-80
	6026 523	AR		Nut, End Moulding, 1978-79-80
22	4033 393	1		OVERLAY, Tailgate, w/o Wood Grain, 1978-79-80
23	3495 796-7	1		MOULDING, Rear Belt
	6003 303	AR		RETAINER, Rr. Outer Pnl. Belt Mldg.
	3837 917	1		Rear Belt, Center
	6003 185	AR		Retainer, Rr. Outer Belt Ctr. Mldg.
24	4049 851	2		MOULDING, Front Fender,Upper,1978-79-80
	4205 718-9	1		1981
25	4049 852	2		MOULDING,Front Door,Upper-1978-79-80
	4267 860-1	1		1981
26	4049 858-9	1		MOULDING, Cab Back Paner, Upper
27	4049 864	2		MOULDING,Express Box,w/6.5 Ft.Box - 1978-79-80
	4205 752	2		1981
	4049 863	2		w/8 Ft. Box - 1978-79-80
	4205 753	2		1981
28	4033 284-5	1		MOULDING, Cab Back Panel, 1978-79-80
	4205 734-5	1		1981 w/Insert
29	4033 322	2		MOULDING, Rear Door, 1978-79-80
	4205 736	2		1981 w/Insert
31	3494 604-5	1		BEZEL, Tail Lamp
	6002 729	AR		RETAINER, Upper Side Mouldings (Not Shown)1978-79-80
	6003 141	AR		1981
	6003 519	AR		RETAINER, Lower Side Mouldings (Not Shown)
32	4215 518	1		ORNAMENT ASSY.,Ram Head - 1981
	3672 672	1		SPRING,Ram Head Ornament
	3672 780	1		RETAINER,Ram Head Ornament
	4267 867	1		STUD & REINFORCEMENT PKG.,Ram Ornament

LIGHT A = All Sport Utility (Ramcharger).

B = All Compact Models.

D = Conventional Cab.

DUTY AD = 2 Wheel Drive Only (Ramcharger).

CB-MB = Compact Front Section Only.

W = Conventional Cab 4 Wheel Drive.

CODES: AW = 4 Wheel Drive Only (Ramcharger).

P = Forward Control Chassis.

M = Motor Home.

MEDIUM-HEAVY CODES: XNT = Low Cab Forward. D = Conventional Cab. S = School Bus. W = 4-Wheel Drive.

AR=Use as Required

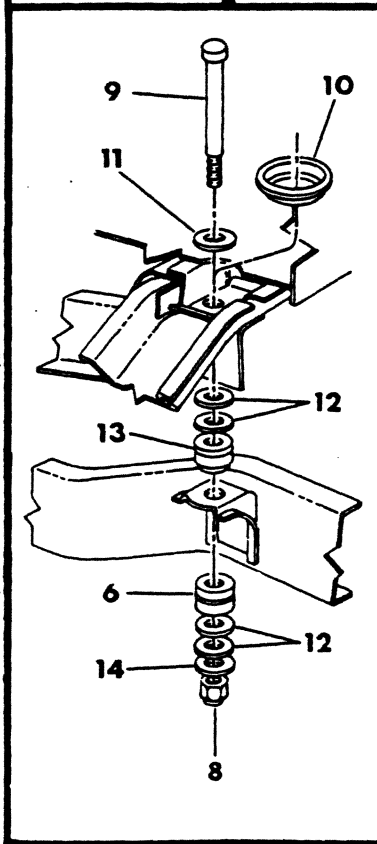
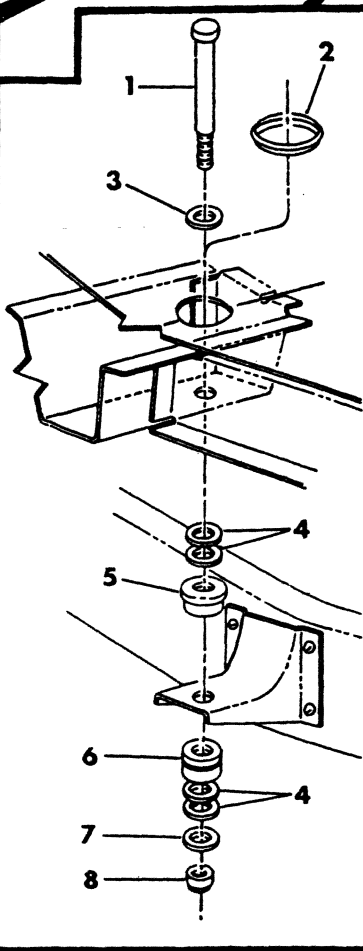
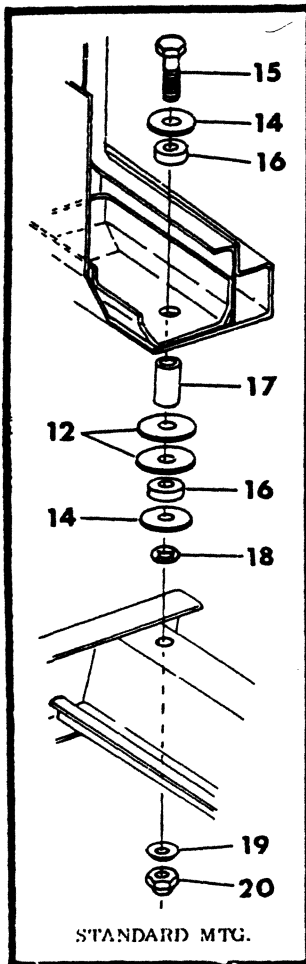

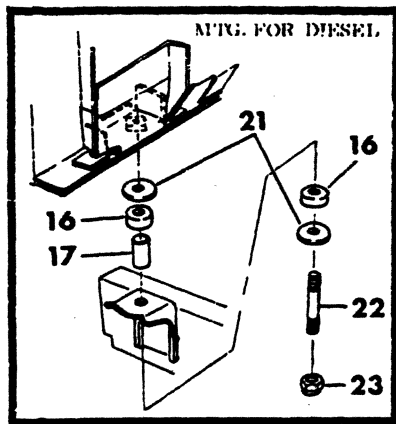
# =New Part Number

Printed in U.S.A.

June, 1982

## HOLD DOWN & FRONT END MOUNTING D-W1,2,3

8323 7400C



ITEM	PART NUMBER	QTY	MODEL	DESCRIPTION
<b>HOLD DOWN &amp; FRONT END MOUNTING D-W1,2,3</b>				
1	6029 643	2		BOLT, 1/2 - 20 x 4.50
2	6030 883	2		PLUG, Access. Hole
3				WASHER, (Not Serviced)
4		4		SPACER (Not Serviced)
5	3495 321	2		INSULATOR - 1978
	4113 614	2		1979-80-81
6	1563 193	4		INSULATOR, 1978-9
	4166 994	4		1980
7		2		WASHER (Not Serviced)
8	271 502	2		NUT & WASHER
9	6031 366	2		BOLT, 1/2-20 x 4.50
10	6030 883	2		PLUG, Rr. Hold Down Bolt
11		4		WASHER, (Not Shown)
12		4		WASHER (Not Serviced)
13	4033 724	2		INSULATOR - 1978
	4113 616	2		1979-80-81
14		2		SPACER, Rr. Hold Down Bolt (Not Serviced)
				BRACKET,Body Hold Down
15	6031 711	2		BOLT, Body Hold Down, Frt.
16	3495 417	4		INSULATOR
17	3636 484	2		SPACER
18	6026 647	2		RETAINER
19		2		WASHER, (Not Serv.)
20	152 366	2		LOCKNUT, (7/16 - 14)
21	6030 188	4		WASHER
22	152 579	2		STUD, 7/16 - 14x2.88
23		2		NUT, 7/16 - 14 (Not Serv.)

**LIGHT** A = All Sport Utility (Ramcharger). B = All Compact Models. D = Conventional Cab.  
**DUTY** AD = 2 Wheel Drive Only (Ramcharger). CB-MB = Compact Front Section Only. W = Conventional Cab 4 Wheel Drive.  
**CODES:** AW = 4 Wheel Drive Only (Ramcharger). P = Forward Control Chassis. M = Motor Home.  
**MEDIUM-HEAVY CODES:** XNT = Low Cab Forward. D = Conventional Cab. S = School Bus. W = 4-Wheel Drive.

AR=Use as Required

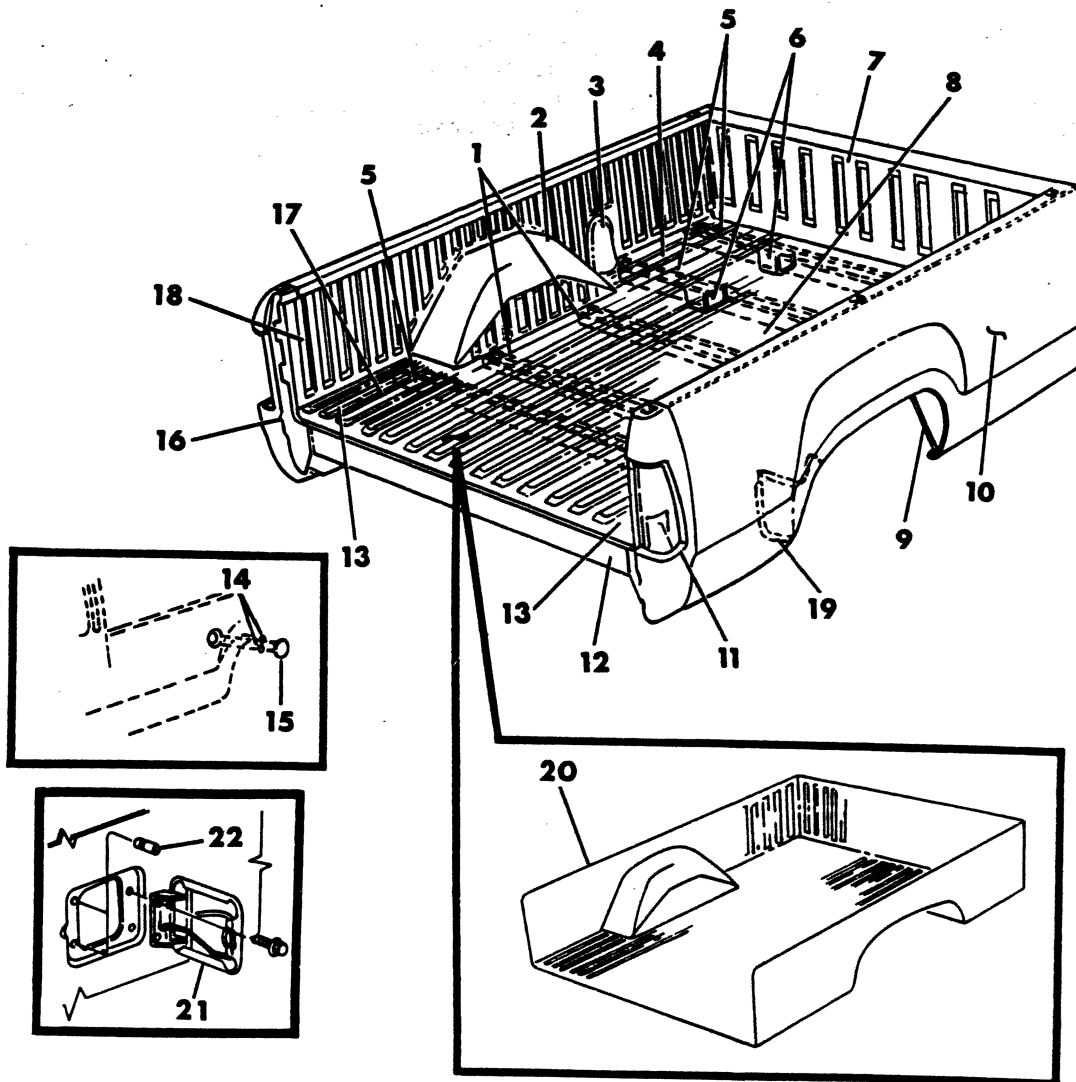
# =New Part Number

Printed in U.S.A.

June, 1982

8323 7500C

EXPRESS BOX  
SWEPTLINE



ITEM	PART NUMBER	QTY	MODEL	DESCRIPTION
<b>EXPRESS BOX SWEPTLINE</b>				
1				SILL, #2 & 3 (Must NPN 4033183)
2	4033 194	2		PANEL, Wheelhouse, 1978-79-80
	4212 224	2	A-D-W	1981
3	3899 802	1		COVER, Fuel Filler Tube
4	4087 096	1	D-W	PANEL, Frt. Floor Outer, Right, 1978-79-80
	4212 248	1	D-W	Right - 1981
	4087 097	1		Left, 1978-79-80
	4212 249	1		Left - 1981
5	4033 187	AR		SILL, Frt. Floor, #4
	3495 260	AR		SILL, Frt. Floor, #1
6				REINFORCEMENT, (Order by Description)
7	3494 001	1		PANEL, Express Box Front
	1882 735	4		PLUG, Express Box Frt. Ctr. Pnl. (Not Shown)
8	4087 093	1		PANEL, Floor Center, 8 ft. Box
9	3495 034-5	1		BRACE, Side Panel
	4033 777	1		Left
10	4033 704	1	D-W	PANEL, Side Outer, w/6-1/2 ft. Box, Rt., 1978-79-80
	4166 216	1	D-W	1981
	4033 705	1		Left, Up To 9-1-77
	4084 707	1		Left, w/Frt. Fuel Tank Hole, After 9-1-77 (1978-79-80)
	4166 217	1		1981
	4176 389	1		Left, w/ Frt. & Rr. Fuel Tank Hole
	4033 706	1		w/ 8 ft. Box, Right, 1978-79-80
	4166 218	1		w/ 8 ft. Box, Right - 1981
	4033 707	1		Left, w/ Frt. Fuel Tank Hole, 1978-79-80
	4166 219	1		1981
	4176 391	1		Left, w/ Frt. & Rr. Fuel Tank Hole, 1978-79-80
	4033 708-9	1		w/ 8 ft. Box w/ Dual Wheels, 1978-79-80
	4166 750-1	1		1981
	4176 393	1		Left, w/Frt. & Rr. Fuel Tank Hole, 1978-79-80
	4033 710	1		w/Storage Comp., Right, 1978-79
	4033 712-3	1		PANEL ASSY, w/6-1/2 ft. Box - 1978-79-80
	4262 008-9	1		w/6-1/2 ft. Box - 1981
	4033 714-5	1		w/8 ft. Box, 1978-79-80
	4262 010-1	1		w/8 ft. Box - 1981
	4033 716-7	1		w/8 ft. Box & Dual Wheels, 1978-79-80
	4262 012-3	1		w/8 ft. Box & Dual Wheels - 1981
11	3494 022-3	1		PANEL, Rear Corner, 1978-79-80
				1981 (Contained in Item # 10 Side Panel)
12	4087 105	1	D-W	SILL, U/Body Rr. Floor Cross
	3824 593	1	AD-AW	SILL, U/Body Rr. Floor Cross, 1978-79-80
	4168 091	1	AD-AW	1981
13			D-W	PANEL, Rr. Floor Outer (8 Ft. Box)
	4087 100	1	D-W	Right 1978-79-80
	4212 242	1	D-W	1981
	4087 101	1	D-W	Left, 1978-79-80
	4212 243	1	D-W	1981
		1	AD-AW	Right (Order by Description)
	4168 089	1	AD-AW	Left

**LIGHT** A = All Sport Utility (Ramcharger). B = All Compact Models. D = Conventional Cab.  
**DUTY** AD = 2 Wheel Drive Only (Ramcharger). CB-MB = Compact Front Section Only. W = Conventional Cab 4 Wheel Drive.  
**CODES:** AW = 4 Wheel Drive Only (Ramcharger). P = Forward Control Chassis. M = Motor Home.

**MEDIUM-HEAVY CODES:** XNT = Low Cab Forward. D = Conventional Cab. S = School Bus. W = 4-Wheel Drive.

AR=Use as Required

# =New Part Number

Printed in U.S.A.

June, 1982

# 1978-81 LIGHT DUTY TRUCK PARTS CATALOG

BODY

ITEM	PART NUMBER	QTY	MODEL	DESCRIPTION
<b>EXPRESS BOX SWEPTLINE</b>				
14	6028 982	2		PUSH NUT, Cover
15	4033 233	1		COVER, Fuel Filler Tube Opng.
	2480 957	1		PLUG, S/Pnl. Fuel Filler Tube Vent Hole
16	3639 550-1	1		REINF.Rr. Cnr.(Includes T/Gate Pivot Pin)1978-79-80
	4211 126-7	1		1981
	6031-954	1		STRIKER, Side Pnl. Rr. Cnr. Reinf. - 1981
	6032 049	2		REINFORCEMENT, Rr. Corner Reinf. (Square)
17	3495 260	1	D-W	SILL, Rear
	4033 193	2		REINFORCEMENT, Rr. Cross Sill (Not Shown)
18	4033 198	1		PANEL, Side Inner, Rt.(8ft. Box),1978-79-80
19	3495 534-5	1		EXTENSION, Wheelhouse Pnl., 1978-79-80
	4212 612-3	1		1981
20	4205 910	1		LINER, 8 Ft. Box, Mopar Pick-Up (White)
	4205 911	1		8 Ft. Box, (Black)
--	4038 753	2		PANEL, u/Body Rr. Fir. To Sill Close Off ( Not Shown)
--	4087 652	1		HOUSING,Fuel Tank Filler Tube,Left 1978-80 (Not Shown)
--	4211 412	1		1981
21	4134 147	1		DOOR ASSY., Side Pnl. Fuel Filler
22	4212 496	2		BUMPER, Fuel Filler Door
--	4262 112	2	D-W	REINF., Rr. Stake Pocket To Side Pnl.(Not Shown)

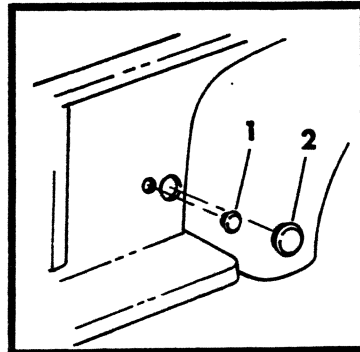
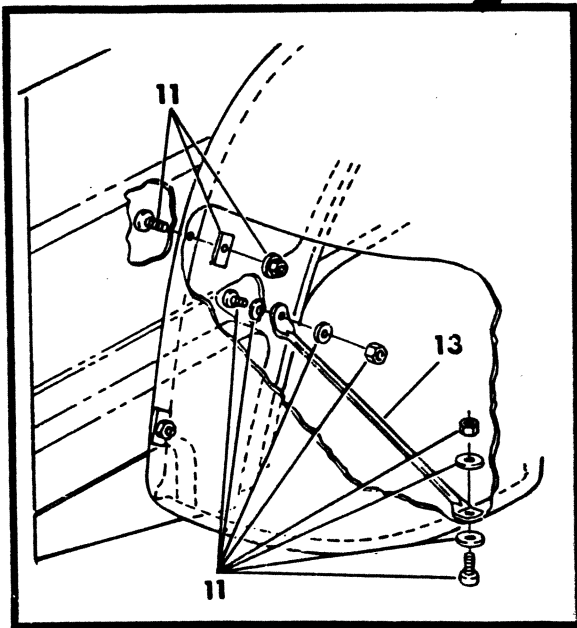
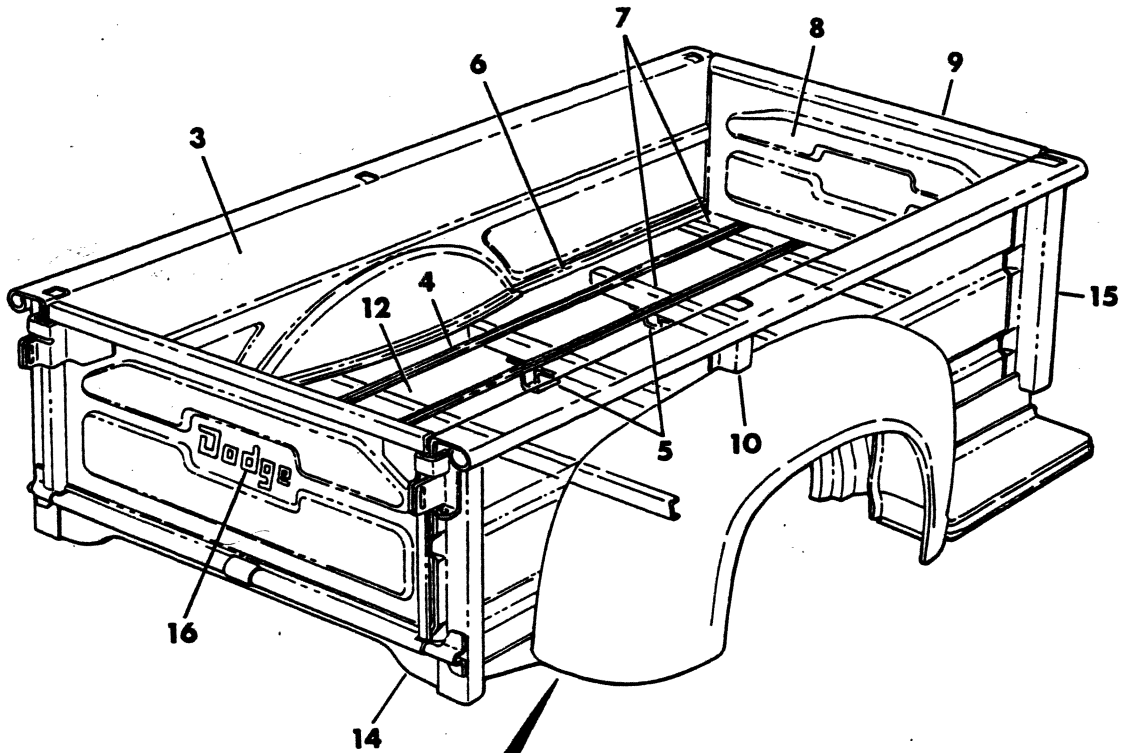
**LIGHT** A = All Sport Utility (Ramcharger). B = All Compact Models. D = Conventional Cab.  
**DUTY** AD = 2 Wheel Drive Only (Ramcharger). CB-MB = Compact Front Section Only. W = Conventional Cab 4 Wheel Drive.  
**CODES:** AW = 4 Wheel Drive Only (Ramcharger). P = Forward Control Chassis. M = Motor Home.

**MEDIUM-HEAVY CODES:** XNT = Low Cab Forward. D = Conventional Cab. S = School Bus. W = 4-Wheel Drive.



8323 7600C

EXPRESS BOX - UTILINE





ITEM	PART NUMBER	QTY	MODEL	DESCRIPTION
<b>EXPRESS BOX - UTILINE</b>				
1		1		PLUG (DNS)
2	2220 666	1		COVER, Fuel Filter Tube Opng.(1978)
3	3731 842	1		PANEL ASSY, w/6-1/2 ft. Box - Right
	4166 827	1		Left
	3731 844	1		w/8 ft. Box - Right
	4166 829	1		Left
4	2503 190	6		STRIP, Skid, w/131" W.B. & 135" W.B., 1978-79-80
	1398 110	6		w/114" W.B. & 146" W.B., 1978-79-80
	126 373	AR		BOLT, Fir. Brd. Skid Strip, 1978-79-80
	118 614	AR		NUT, Fir. Brd. Skid Strip, 1978-79-80
	1239 880	AR		WASHER, Strip, 1978-79-80
5				EXTENSION, (Order by Description)
6	2220 962-3	1		ANGLE, Side Panel To Fir.- Frt., 1978-79-80
	4211 654-5	1		1981
	1097 482	2		Side Panel To Fir. - Center
	1781 815-6	1		Side Panel To Fir.- Rear, 1978-79-80
	4262 048-9	1		1981
7				SILL (Order by Description)
	4262 066	2		SILL ASSY., #4
8	1783 636	1		PANEL, Front I.W., 1978-79-80
	4262 041	1		1981
9	1783 912	1		ROD, Side Panel Tie
10				SUPPORT, (Order by Description)
11				ATTACHING PARTS (See Group 12-300)
12	1783 642	3		BOARD, Floor Center - 6 1/2' Box, 1978-79-80
	2503 187	1		Center w/8' Box, 1978-79-80
	2517 512-3	1		BOARD, Floor Inner - 6 1/2' Box, 1978-79-80
	2503 188-9	1		Inner w/8' Box, 1978-79-80
	3495 234-5	1		BOARD, Floor Outer - 6 1/2' Box, 1978-79-80
	3495 236-7	1		Outer w/ 8' Box, 1978-79-80
13	1780 718	2		BRACE, Fender to Body
14	4087 134	1		SILL ASSY, Rear, 1978-79-80
	4262 047	1		1981
15	4113 432-3	1		SUPPORT ASSY., S/Pnl. Stake Pocket Frt., 1978-79-80
16	3494 942	1		DECAL, Tailgate (Dodge) White, 1978-79
	3494 089	1		Black, 1978-79
	4148 405	1		DECAL, Tailgate "PROSPECTOR"
	4262 053	1		PANEL, Floor Center-6 1/2' Box 1981 (Not Shown)
	4262 056-7	1		PANEL, Front Floor Outer-1981 (Not Shown)
	4262 058-9	1		PANEL, Rear Floor Outer - 1981 (Not Shown)

LIGHT A = All Sport Utility (Ramcharger).

B = All Compact Models.

D = Conventional Cab.

DUTY AD = 2 Wheel Drive Only (Ramcharger).

CB-MB = Compact Front Section Only.

W = Conventional Cab 4 Wheel Drive.

CODES: AW = 4 Wheel Drive Only (Ramcharger).

P = Forward Control Chassis.

M = Motor Home.

MEDIUM-HEAVY CODES: XNT = Low Cab Forward. D = Conventional Cab. S = School Bus. W = 4-Wheel Drive.

AR=Use as Required

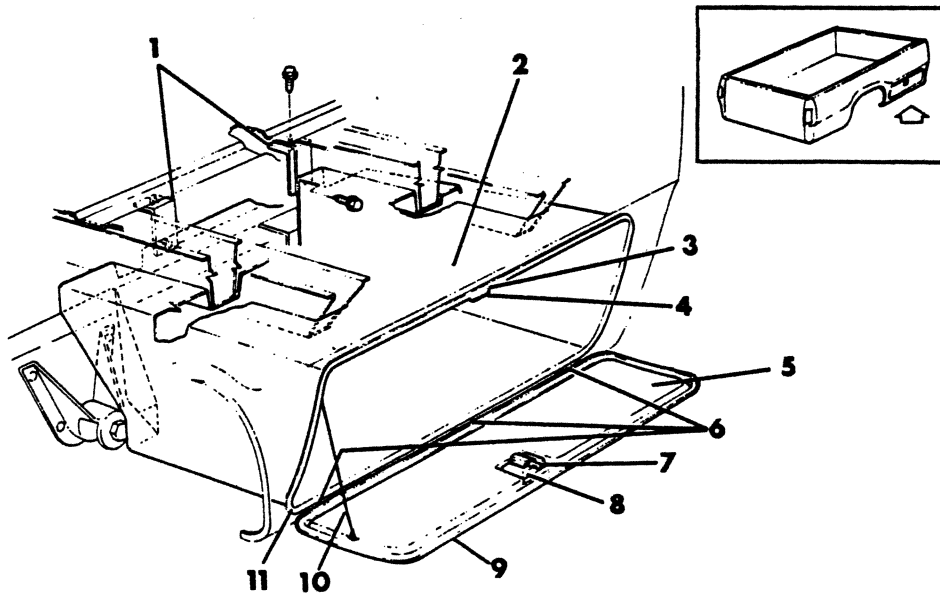
#=New Part Number

Printed in U.S.A.

June, 1982

STORAGE COMPARTMENT (SIDE PANEL)  
D-W1,2 (1978-9)

8323 7700



# 1978-81 LIGHT DUTY TRUCK PARTS CATALOG

ITEM	PART NUMBER	QTY	MODEL	DESCRIPTION
------	-------------	-----	-------	-------------

## STORAGE COMPARTMENT (SIDE PANEL) D-W1,2 (1978-9)

1	3824 786	2		SUPPORT
2	3731 490	1		BOX
3				T/Plate,Striker (Serv.in Assy.)
4	3498 556	1		STRIKER
5	3731 489	1		DOOR
6	3498 655	3		HINGE
7	3498 654	1		LOCK
8	3498 656	1		SEAL,Lock
9	3498 560	1		WEATHERSEAL,Door
10	3498 558	1		CABLE,Door Check
11	3824 589	1		REINFORCEMENT

<b>LIGHT</b>	A = All Sport Utility (Ramcharger).	B = All Compact Models.	D = Conventional Cab.
<b>DUTY</b>	AD = 2 Wheel Drive Only (Ramcharger).	CB-MB = Compact Front Section Only.	W = Conventional Cab 4 Wheel Drive.
<b>CODES:</b>	AW = 4 Wheel Drive Only (Ramcharger).	P = Forward Control Chassis.	M = Motor Home.

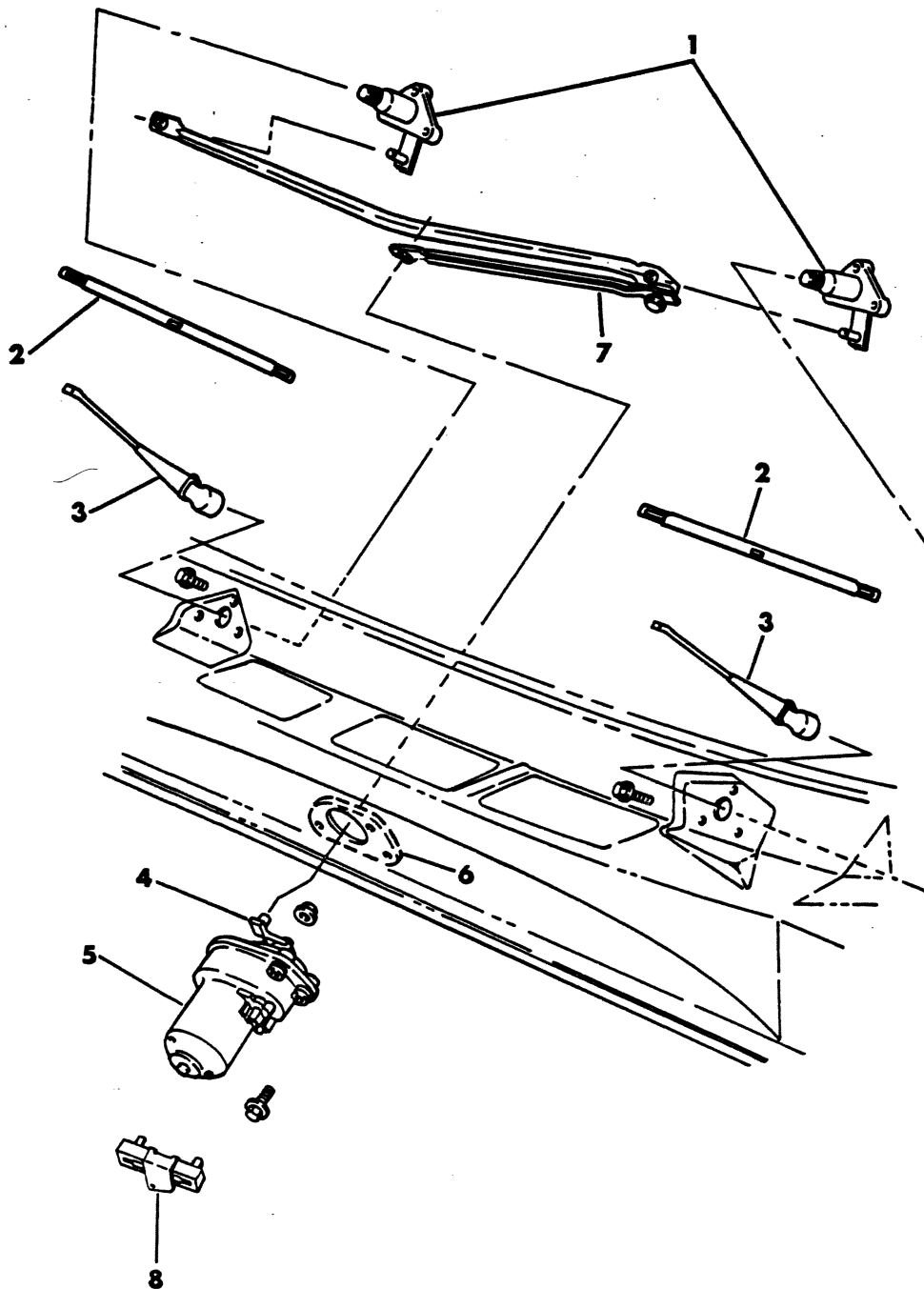
---

**MEDIUM-HEAVY CODES:** XNT = Low Cab Forward. D = Conventional Cab. S = School Bus. W = 4-Wheel Drive.

AR=Use as Required      # =New Part Number      Printed in U.S.A.      June, 1982

8323 7800A

WIPERS, WINDSHIELD  
A-D-W



ITEM	PART NUMBER	QTY	MODEL	DESCRIPTION
<b>WIPERS, WINDSHIELD A-D-W</b>				
1	3730 987-9	1		PIVOT, Wiper - 1978
	4114 240-1	1		1979-80-81
2	4186 980	2		BLADE, Wiper (Anco Metal) 1978-79-80-81
	4169 537	2		BLADE, W/Wiper (Anco - Plastic)-1981
	2427 671	2		REFILL, 1978-9
	4186 984	2		1980
	3799 654	2		1981
3	3489 714-5	1		ARM, Wiper (Opt. 3489630-1)
	3489 810-1	1		ARM, Wiper w/RHD
4	3730 960	1		CRANK Wiper Arm
	4169 533	1		LINK & BUSHING ASSY., w/Wiper Mtr. Drive - 1981
5	3635 317	1		MOTOR, Wiper, Two Speed - 1978
	4114 665	1		1979-80, Up to 10-15-79
	4205 958	1		1980, After 10-15-79
	4205 998	1		1981
	4205 956	1		MOTOR, Wiper w/Intermittent Delay - 1981
	3431 560	1		Output Gear Pkg.
	3431 735	1		Inter Gear Pkg.
	3431 974	1		SEAL, Motor Output Shaft
	2926 168	1		Motor, Mounting
	3635 030	1		ARMATURE PKG. Wiper Motor 2-Spd.
	3799 271	1		ARMATURE, Motor w/Intermittent Delay - 1981
	3431 509	1		HOUSING, Wiper Motor w/2 Spd.
	3799 275	1		HOUSING, Wiper Motor w/Intermittent Delay
	4162 515	1		HOUSING ASSY., w/o Wiper Delay
	4162 516	1		HOUSING ASSY., w/Wiper Delay
	4034 433	1		GEAR HOUSING & COVER - 1978
	3799 321	1		1979-80
	4186 955	1		GEAR HSG. & Cover - w/Intermittent Delay
	4205 954	1		W/O Intermittent Delay
	3004 104	1		SWITCH, Wiper Motor.
	4162 001	1		SWITCH, W/Shield Wiper - 2 Spd.- 1981
	3747 333	1		SWITCH, W/Shield Wiper w/Intermittent Delay- 1981
	2906 022	1		NUT, Wiper Switch
	4162 007	1		PLATE, w/Wiper Hd. Lp. Switch Ground - 1981
	3730 564	1		DECAL, Wiper Switch, 1978-79-80
	3780 568	1		KNOB, Wiper Switch, 1978-79-80
	3747 244	1		1981
	3489 753	1		WIRE ASSY, Motor, 1978-79
6	3738 367	1		REINFORCEMENT, w/Nut, Motor Mtg.
	2932 708	3		SPACER, Wiper Mounting Brkt. to Plate
7	3730 972	1		LINK, Wiper Pivot to Pivot
	3799 089	1		Bushing, Pivot to Pivot Link
	3730 964	1		Motor Drive
	3799 089	1		Bushing, W/Wiper Mtr. Drive Link
	1642 029	1		Retainer, w/Wiper Link to Mtr. Crank Arm
8	2822 261	1		LIMIT RESISTOR, Wiper Motor, 1978-79
9				BRACKET, (Not Serv.)
-	3799 618	1		DWELL, Switch Assy., Wiper Motor - 1981 (Not Shown)

<b>LIGHT</b>	A = All Sport Utility (Ramcharger).	B = All Compact Models.	D = Conventional Cab.
<b>DUTY</b>	AD = 2 Wheel Drive Only (Ramcharger).	CB-MB = Compact Front Section Only.	W = Conventional Cab 4 Wheel Drive.
<b>CODES:</b>	AW = 4 Wheel Drive Only (Ramcharger).	P = Forward Control Chassis.	M = Motor Home.

**MEDIUM-HEAVY CODES:** XNT = Low Cab Forward. D = Conventional Cab. S = School Bus. W = 4-Wheel Drive.

AR=Use as Required

# = New Part Number

Printed in U.S.A.

June, 1982

# 1978-81 LIGHT DUTY TRUCK PARTS CATALOG

BODY

ITEM	PART NUMBER	QTY	MODEL	DESCRIPTION
------	-------------	-----	-------	-------------

**WIPERS, WINDSHIELD  
 A-D-W**

	4222 060	1		CONTROL ASSY, Intermiton Delay - 1981 (Not Shown)
--	----------	---	--	---

**LIGHT** A = All Sport Utility (Ramcharger). B = All Compact Models. D = Conventional Cab.  
**DUTY** AD = 2 Wheel Drive Only (Ramcharger). CB-MB = Compact Front Section Only. W = Conventional Cab 4 Wheel Drive.  
**CODES:** AW = 4 Wheel Drive Only (Ramcharger). P = Forward Control Chassis. M = Motor Home.

**MEDIUM-HEAVY CODES:** XNT = Low Cab Forward. D = Conventional Cab. S = School Bus. W = 4-Wheel Drive.

AR=Use as Required

# = New Part Number

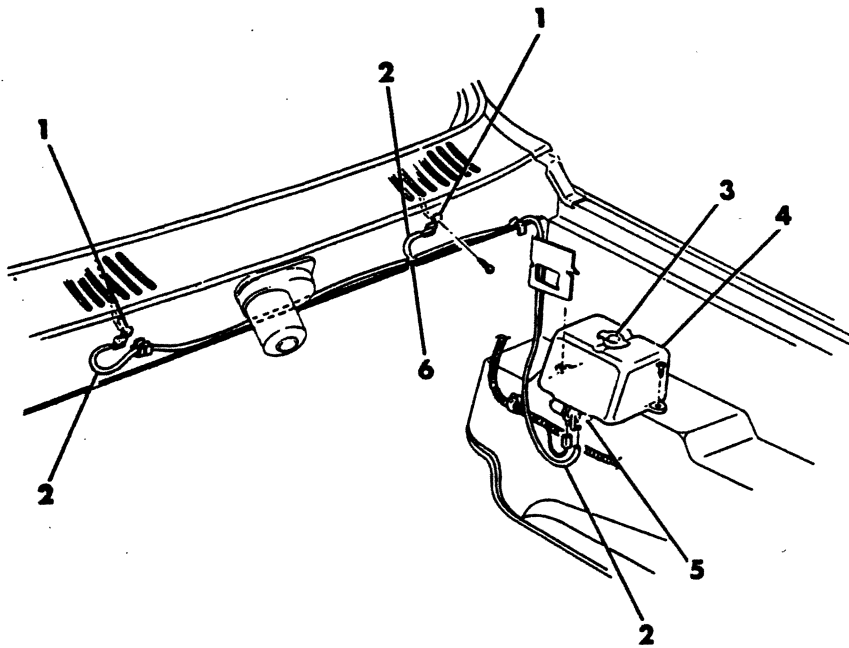
Printed in U.S.A.

June, 1982



WASHERS, WINDSHIELD - A-D-W

8323 7900



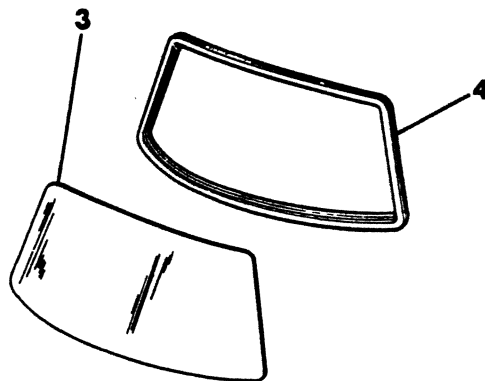



ITEM	PART NUMBER	QTY	MODEL	DESCRIPTION
<b>WASHERS, WINDSHIELD - A-D-W</b>				
1	1937 055	2		NOZZLE & BRACKET, Washer
	3635 057	2		NOZZLE
2	3431 092	AR		HOSE, 1/4" I.D.
	1887 485	1		W/Shield Washer Nozzle to Conn. Lt.
	2096 623	1		Right
	2197 650	1		Check Valve to Tee, 5/32" I.D.
	3780 798	1		Windshield Washer Reservoir to Connector
3	2497 500	1		CAP, Reservoir, 1978-79-80
	3799 174	1		1981
4	3489 740	1		RESERVOIR, w/Sealing Washer & Cap,1978-79-80
	4085 880	1		1981
	3799 324	1		FILTER, Reservoir
5	3799 322	1		PUMP, Washer - 1978
	3431 969	1		1979-80-81
6	3621 832	1		TEE, Hose
	3635 134	1		Connector

<b>LIGHT</b>	A = All Sport Utility (Ramcharger).	B = All Compact Models.	D = Conventional Cab.
<b>DUTY</b>	AD = 2 Wheel Drive Only (Ramcharger).	CB-MB = Compact Front Section Only.	W = Conventional Cab 4 Wheel Drive.
<b>CODES:</b>	AW = 4 Wheel Drive Only (Ramcharger).	P = Forward Control Chassis.	M = Motor Home.
<b>MEDIUM-HEAVY CODES:</b> XNT = Low Cab Forward. D = Conventional Cab. S = School Bus. W = 4-Wheel Drive.			
AR=Use as Required	#=New Part Number	Printed in U.S.A.	June, 1982

WINDSHIELD & BACKLITE  
A-D-W

8323 8000



ITEM	PART NUMBER	QTY	MODEL	DESCRIPTION
<b>WINDSHIELD &amp; BACKLITE</b>				
<b>A-D-W</b>				
1	3494 270	1		GLASS, Windshield, Clear, 1978-9
	4160 593	1		Clear, 1980-81
	3494 273	1		Tinted, 1978-9
	4160 596	1		Tinted, 1980-81
	4166 744	1		Tinted, Shaded Windshield - 1979
2	4168 694	1		1980-81
	3494 298	1		WEATHERSTRIP, Windshield Glass, w/o Mldg., 1978-9
	4160 601	1		1980
	4212 495	1	A-D-W	1981
	4106 862	AR		STRIP, w/Mldg. Locking Windshield Glass, Bright
3	4057 107	1		Black w/o Mldg. (16 ft. Roll)
	3794 247	1		CAP, Locking Strip w/Mldg.
	3739 760	1	D-W	GLASS, Rear Window, Clear, 1978-9
	4160 654	1	D-W	1980-81
	3739 761	1	D-W	Tinted, 1978-9
4	4160 655	1	D-W	1980-81
	4082 063	1		w/Sunscreen
	3739 762	1	D-W	WEATHERSTRIP, Rear Window
	4160 652	1		w/Moulding, 1978-9
	3739 763	1		1980-81
---	4160 653	1		w/o Moulding, 1978-9
	4084 911	1		1980-81
				RETAINER, Rear Wdo. W/Strip

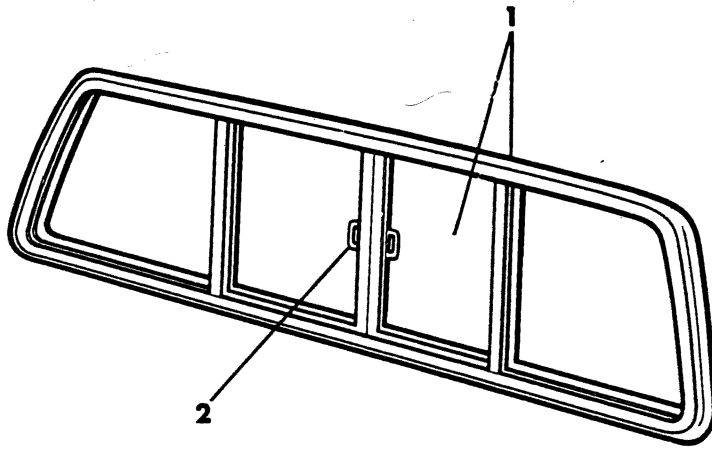
NOTE: Place Orders for Windshields and Backlites with your Mopar Glass Source.

<b>LIGHT DUTY CODES:</b>	A = All Sport Utility (Ramcharger).	B = All Compact Models.	D = Conventional Cab.
	AD = 2 Wheel Drive Only (Ramcharger).	CB-MB = Compact Front Section Only.	W = Conventional Cab 4 Wheel Drive.
	AW = 4 Wheel Drive Only (Ramcharger).	P = Forward Control Chassis.	M = Motor Home.

**MEDIUM-HEAVY CODES:** XNT = Low Cab Forward. D = Conventional Cab. S = School Bus. W = 4-Wheel Drive.

WINDOW, SLIDING REAR  
D-W1,2,3

8323 8100



ITEM	PART NUMBER	QTY	MODEL	DESCRIPTION
------	-------------	-----	-------	-------------

**WINDOW, SLIDING REAR  
D-W1,2,3**

1	3899 790	1		GLASS & FRAME ASSY. (See Note)
2	3731 078	1		LATCH AND KEEPER

**NOTE: The Following items are Required. 1 - 3494598 Weatherstrip & 1 - 4057107 Retainer(16ft.Roll)**

<b>LIGHT</b>	A = All Sport Utility (Ramcharger).	B = All Compact Models.	D = Conventional Cab.
<b>DUTY</b>	AD = 2 Wheel Drive Only (Ramcharger).	CB-MB = Compact Front Section Only.	W = Conventional Cab 4 Wheel Drive.
<b>CODES:</b>	AW = 4 Wheel Drive Only (Ramcharger).	P = Forward Control Chassis.	M = Motor Home.

**MEDIUM-HEAVY CODES:** XNT = Low Cab Forward. D = Conventional Cab. S = School Bus. W = 4-Wheel Drive.

AR=Use as Required

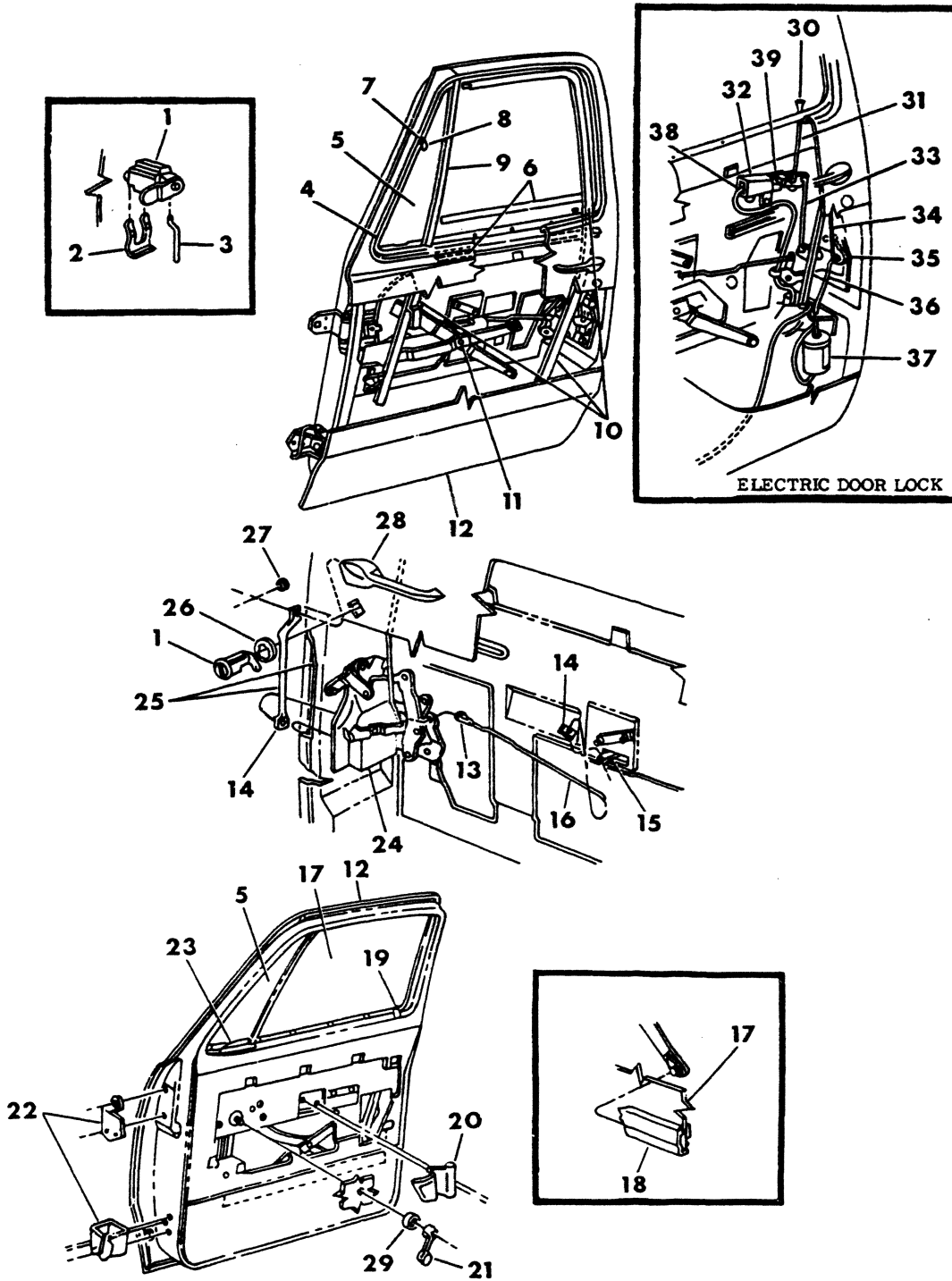
# = New Part Number

Printed in U.S.A.

June, 1982

DOOR, FRT.- REGULATORS & RUNS  
A-D-W1,2,3

8323 8200B



ITEM	PART NUMBER	QTY	MODEL	DESCRIPTION
<b>DOOR, FRT.- REGULATORS &amp; RUNS A-D-W1,2,3</b>				
1	3695 555	1		CYL. & KEYS PKG. Ignition & Dr. w/o Tilt
	3548 955	1		w/Tilt
2	2583 377	2		RETAINER, Front Door Lock Cyl.
3	4106 722-3	2		LINK, Front Door Lock Cyl. to Lock
4	4084 900-1	1		FRAME, Front Door Vent Wing
5	4087 924-5	1		BASE AND GLASS, Frt. Dr./Wing, Clear - 1978
	4084 896-7	1		1979-80-81
	4087 926-7	1		Tinted - 1978
	4084 898-9	1		1979-80-81
	4083 716-7	1		WEATHERSTRIP, Vent Wing
6	3899 566	4		WEATHERSTRIP, Dr.Pnl. Glass, Frt. Inner & Outer- 1978-9
	4161 678-9	2		Inner & Outer,- 1980-81
7	3494 516-7	1		PIVOT, Front Door Vent Wing Retainer, Upper
	2932 436-7	1		PIVOT PKG.
	3759 079	2		GASKET, Vent Wing Upper Pivot
	3759 080	2		WASHER, Vent Wing Upper Pivot
	3759 081	2		SPACER, Vent Wing Upper Pivot
	1708 996	2		GROMMET, Vent Wing Pivot
8	3788 477	2		CLAMP, Front Door Vent Wing Pivot
	3788 477	2		Vent Wing Upper Pivot
	2833 484-5	1		RETAINER, Vent Wing
9	4084 900-1	1		DIVISION CHANNEL, Frt. Door Vent Wing
10	4083 832	2		RUN, Front Door Glass - 1978
	4113 848	2		1979-80-81
	4083 831	2		Front Door Vent Wing Retainer Glass
11	4082 028-9	1		REGULATOR, Front Door Window - 1978
	4113 398-9	1		1979-80-81
	3493 811	2		SPRING, Front Door Window Regulator -1978
	4113 498	2		1979-80-81
	1909 918	2		STOP, Front Door Window Regulator - 1978
	4113 501	2		1979-80-81
	3639 125	2		GUIDE, Front Door Regulator Pivot Arm to Inner Panel - 1978
	4113 893	2		1979-80-81
12	4083 546-7	1		SHELL, Door Front - 1978
	4113 894-5	1		1979
	4160 150-1	1		1980
	4166 238-9	1		1981
	4038 782-3	1		REPAIR PANEL, Door Outer, Front, 1978-79-80
	4217 516-7	1		1981
	1882 735	2		PLUG, Door Inside Panel, Lower, Rear
	3899 371	2		WEATHERSTRIP, Front Door - ON BODY
	2217 508	AR		CLIP, Door Weatherstrip
	3879 351	1		WEATHERSEAL & SILICONE PKG.
13	2520 565	2		CLIP, Door Lock Remote Control Link Anti-Rattle,1978-79-80
14	2802 949	4		CLIP, Front Door Locking Lever
15	3739 876-7	1		REMOTE CONTROL, Front Door
16	3731 962-3	1		LINK, Remote Control Front Door Lock
17	3494 484-5	1		GLASS, Front Door, Clear - 1978-9
	4160 614-5	1	A-D-W	1980

LIGHT A = All Sport Utility (Ramcharger).

B = All Compact Models.

D = Conventional Cab.

DUTY AD = 2 Wheel Drive Only (Ramcharger).

CB-MB = Compact Front Section Only.

W = Conventional Cab 4 Wheel Drive.

CODES: AW = 4 Wheel Drive Only (Ramcharger).

P = Forward Control Chassis.

M = Motor Home.

MEDIUM-HEAVY CODES: XNT = Low Cab Forward. D = Conventional Cab. S = School Bus. W = 4-Wheel Drive.

AR=Use as Required

# = New Part Number

Printed in U.S.A.

June, 1982

# 1978-81 LIGHT DUTY TRUCK PARTS CATALOG

BODY

ITEM	PART NUMBER	QTY	MODEL	DESCRIPTION
<b>DOOR, FRT.- REGULATORS &amp; RUNS</b>				
<b>A-D-W1,2,3</b>				
	4160 614-5	1	D-W	1981
	3494 496-7	1		Tinted - 1978-9
	4160 616-7	1	A-D-W	1980-81
18	3639 124	2		CHANNEL, Door Glass, Lower - 1978
	4113 414-5	1		1979
	4160 156-7	1		1980-81
	4160 156-7	1		CHANNEL ASSY., Frt. Dr. Elect. Wdo. Glass Lwr.
	2912 765	2		FILLER, Door Glass Lower Channel
19	3419 209	2		KNOB, Front Door Lock Locking Control, Chrome
	4038 693	2		GROMMET, Locking Control
20	3739 022-3	1	ADV. S.E.	HANDLE, Front Door Lock Remote Control- 1978-9
	3824 010	1		Excluding Adv. S.E., Left - 1978-9
	4161 227	1		1980-81
	3824 011	1		Right, 1978-9
	4161 226	1		1980-81
21	3861 473	2		HANDLE, Front Door Window Regulator
	3882 246	2		S.E. Only - 1978-9
	3882 764	2		1980-81
22	3494 322-3	1		HINGE, Upper, Door & Body Half
	2583 578-9	1		Lower, Door and Body Half
	2486 468	8		Bushing, Frt. Door Hinge
	2583 568	2		Bar, Frt. Dr. Hge. Lwr. Torsion
23	4106 864-5	1	ALL	HANDLE & LATCH PKG., Frt. Dr. Vent Wing, Up To 9-1-80
	4240 998-9	1	ALL	After 9-1-80
	2827 228-9	1		BRACKET, Vent Wing Handle
	3788 265	2		SPACER, Frt. Dr. Vent Wing Handle
	3788 266	2		GASKET, Frt. Dr. Vent Wing Handle
	9409 633	2		PIN, Frt. Dr. Vent Wing Handle
	4212 342-3	1		LATCH STRIKER, Front Door Vent Wing Div. Chnl.
24	4082 058-9	1		LOCK, Front Door
25	3494 532-3	1		LINK, Front Door Lock to Locking Knob
	4082 070	2		Outside Handle to Latch
26	2583 860	2		GASKET, Lock Cyl.
27	2802 570	2		RETAINER, Frt. Dr. o/Side Hndl. to Lock Link, 1978-79-80
28	4083 476-7	1		HANDLE, Front Door Outside
	2945 108-9	1		CLIP, Front Outside Handle
	2216 279	1		GASKET, o/Side Handle Push Button
	4026 414-5	1		REPAIR PACKAGE, outside Handle
	4038 757	2		GASKET, Door Outside Handle to Pnl., Rear
	4038 756	2		Front Dr. o/Side Hdle. Frt.
	3498 988	2		Front Door Latch Remote Control Lever Brkt.
29	3639 081	2		SPACER, Window Reg. Handle
	2950 491	2		SPACER, Window Reg. Handle Anti-Rattle
--	3685 147	1		PROTECTOR STRIP - Frt. Door Edge
--	3494 901	2		STRIKER, Ctr. Plr. Frt. Door
30	3861 518	2		KNOB, Locking
	4038 693	2		GROMMET, Locking Knob
31	4113 304-5	1		LINK, Door Knob To Elect. Switch
32	2661 746	1		SWITCH, Door Lock

**LIGHT DUTY CODES:** A = All Sport Utility (Ramcharger). B = All Compact Models. D = Conventional Cab.  
 AD = 2 Wheel Drive Only (Ramcharger). CB-MB = Compact Front Section Only. W = Conventional Cab 4 Wheel Drive.  
 AW = 4 Wheel Drive Only (Ramcharger). P = Forward Control Chassis. M = Motor Home.

**MEDIUM-HEAVY CODES:** XNT = Low Cab Forward. D = Conventional Cab. S = School Bus. W = 4-Wheel Drive.

AR=Use as Required

# =New Part Number

Printed in U.S.A.

June, 1982



ITEM	PART NUMBER	QTY	MODEL	DESCRIPTION
<b>DOOR, FRT.- REGULATORS &amp; RUNS A-D-W1,2,3</b>				
33	4114 662-3	1		BRACKET LEVER & LINK, Frt. Dr. Latch Elect.
34	4106 722-3	1		LINK, Lock To Lock Cyl.
35	4082 058-9	1		LOCK ASSY, Frt. Door
36	4113 302-3	1		LINK, Solenoid To Lock, 1979-80-81
	3454 220-1	1		CLIP, Solenoid To Lock, 1979-80-81
37	3861 748-9	1		SOLENOID ASSY., 1979-80-81
38	2661 572	1		BOOT, Elect. Dr. Lock
39	2661 118	1		SPRING, Switch Return, 1979-80-81
	3500 818	4		BUMPER,Front Door (Not Shown)

<b>LIGHT</b>	A = All Sport Utility (Ramcharger).	B = All Compact Models.	D = Conventional Cab.
<b>DUTY</b>	AD = 2 Wheel Drive Only (Ramcharger).	CB-MB = Compact Front Section Only.	W = Conventional Cab 4 Wheel Drive.
<b>CODES:</b>	AW = 4 Wheel Drive Only (Ramcharger).	P = Forward Control Chassis.	M = Motor Home.

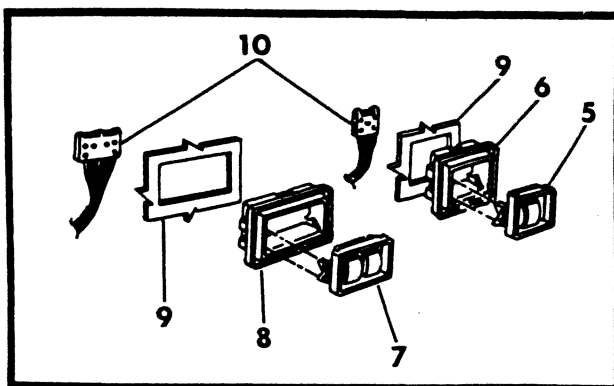
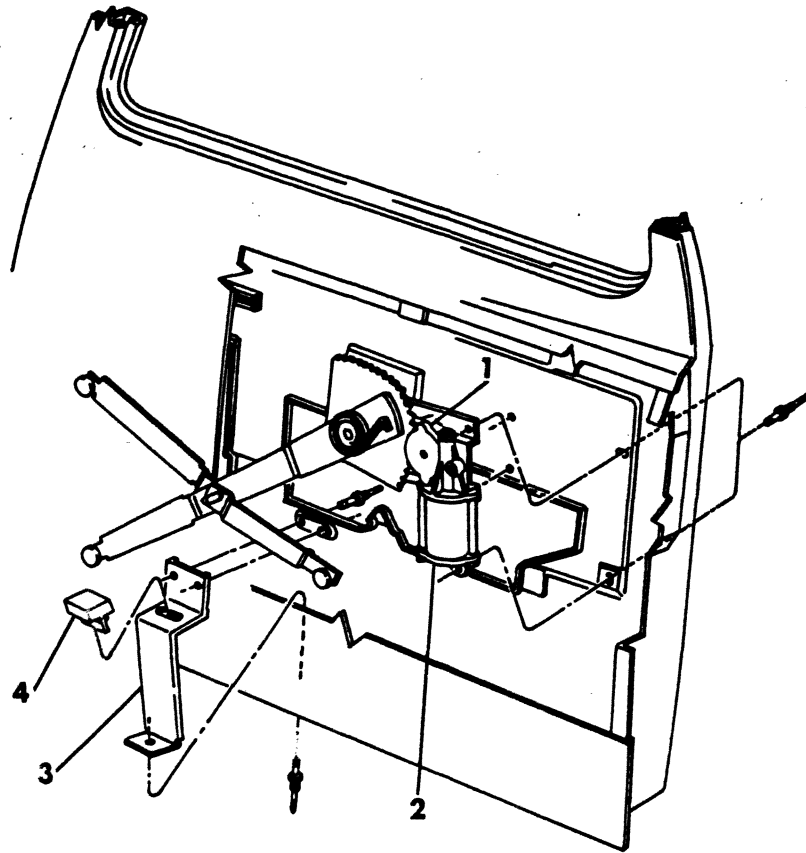
---

**MEDIUM-HEAVY CODES:** XNT = Low Cab Forward. D = Conventional Cab. S = School Bus. W = 4-Wheel Drive.

AR=Use as Required      # =New Part Number      Printed in U.S.A.      June, 1982

8323 8250

## REGULATOR - ELECTRIC WINDOW A-D-W 1980-81



ITEM	PART NUMBER	QTY	MODEL	DESCRIPTION
<b>REGULATOR - ELECTRIC WINDOW</b>				
<b>A-D-W</b>				
<b>1980-81</b>				
1	4166 896-7	1	A-D-W	REGULATOR ASSY., Frt. Dr. Elect. Wdo.
2	4166 124-5	1	A-D-W	MOTOR & GEAR BOX, Frt. Dr. Elect. Wdo. Lift
	4162 597	2	A-D-W	Relay & Brkt., Wdo. Lift Safety - 1980
	2932 834	2	A-D-W	1981
	9414 227	1	A-D-W	Screw, Relay & Brkt. Mtg.
	2932 973	1	A-D-W	Gear & Pinion, Frt. Dr. Elect. Wdo. Mtr.
	1316 863	1	A-D-W	O-Ring, Frt. Dr. Elect. Wdo. Mtr.
	166 294	4	A-D-W	Screw, Frt. Dr. Elect. Wdo. Mtr.
3	4160 312	2	A-D-W	BRACKET, Frt. Dr. Elect. Wdo. Downstop
4	3759 910	2	A-D-W	BUMPER, Frt. Dr. Elect. Wdo. Glass Downstop
5	4131 380	1	A-D-W	SWITCH, Frt. Dr. w/Lift - Single - Right
6	4160 846	1	A-D-W	BEZEL, Frt. Dr. w/Lift Switch - Right
7	4131 378	1	A-D-W	SWITCH, Frt. Dr. w/Lift - Double - Left
8	4160 847	1	A-D-W	BEZEL, Frt. Dr. w/Lift Switch - Left
9		1	A-D-W	DOOR TRIM PANEL
10		1	A-D-W	WIRE ASSY., Ref. To Fig. 8-9400

**LIGHT DUTY CODES:** A = All Sport Utility (Ramcharger). B = All Compact Models. D = Conventional Cab.  
 AD = 2 Wheel Drive Only (Ramcharger). CB-MB = Compact Front Section Only. W = Conventional Cab 4 Wheel Drive.  
**CODES:** AW = 4 Wheel Drive Only (Ramcharger). P = Forward Control Chassis. M = Motor Home.

**MEDIUM-HEAVY CODES:** XNT = Low Cab Forward. D = Conventional Cab. S = School Bus. W = 4-Wheel Drive.

AR=Use as Required

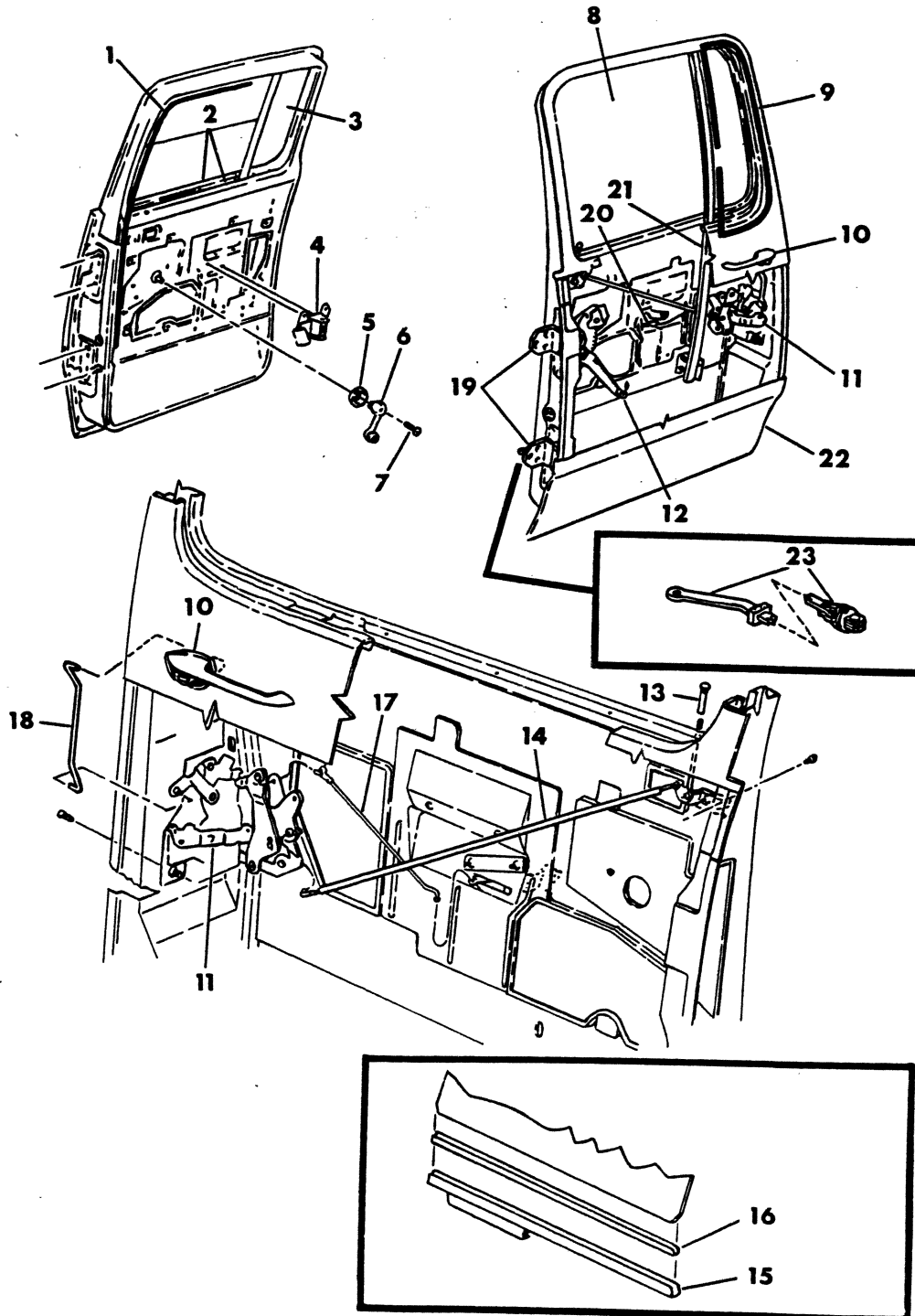
# = New Part Number

Printed in U.S.A.

June, 1982

8323 8300

## DOOR, REAR - REGULATORS & RUNS CREW CAB



BODY

# 1978-81 LIGHT DUTY TRUCK PARTS CATALOG

ITEM	PART NUMBER	QTY	MODEL	DESCRIPTION
<b>DOOR, REAR - REGULATORS &amp; RUNS CREW CAB</b>				
1	4083 832	2		RUN, Glass - 1978
	4113 848	2		1979-80-81
2	3899 568	2		WEATHERSTRIP, Inner, 1978-9
	4160 630	2		1980-81
	3899 568	2		Outer, 1978-9
	4160 630	2		1980-81
	3899 371	2		Weatherstrip, Door
3	3494 528-9	1		GLASS, Rear , Clear
	3494 530-1	1		Tinted
4	3824 010-1	1		HANDLE, Remote Control
5	3639 081	2		SPACER, Window Reg. Handle
	2950 491	2		SPACER, Window Reg. Anti-Rattle
6	3882 764	2		HANDLE, Window Regulator
7	6027 221	2		SCREW
8	3494 404-5	1		GLASS, Front , Clear, 1978-9
	4160 632-3	1		1980-81
	3494 406-7	1		Tinted, 1978-9
	4160 634-5	1		1980-81
9	3498 586	2		WEATHERSEAL, Stationary Glass
	2217 508	2		CLIP, Rear Door Glass Weatherstrip, Outer
10	4083 476-7	1		HANDLE, Outside
	4038 757	1		GASKET, Handle
	2945 108-9	1		Clip, Rr. Dr. Outside Handle
	4026 414-5	1		REPAIR PACKAGE, Outside Handle
11	4082 058	1		LOCK, Door, Right
	4082 061	1		Left
12	4082 034-5	1		REGULATOR, Rear Door
13	3419 209	2		KNOB, Locking
	4038 693	2		GROMMET, Locking Knob
14	4082 036-7	1		CONTROL, Rear Door Latch
	3454 220	1		Clip, Rr. Dr. Latch Retainer
15	3639 126-7	1		CHANNEL, 1978-9
	4166 998-9	1		1980-81
16				EVERSEAL, (Order by Description)
17	3494 692-3	1		LINK
18	3731 953	2		LINK
19	3494 904-5	1		HINGE, Upper
	3494 904-5	1		Lower
	2486 468	8		BUSHING, Rear Door Hinge
20	3739 876-7	1		CONTROL, Remote
	3498 988	1		SEAL, Rear Door Latch
	3739 116-7	1		SLIDE - Rr. Dr. Catch, Remote
21	3498 026-7	1		CHANNEL
	4083 831	2		RUN
	3494 558	4		BRACKET, Rr. Dr. Glass Channel Frt.
	3494 802	2		Rr. Dr. Glass Run Div. Channel Mtg. Lower
	3494 560	2		Rr. Dr. Glass Run Div. Channel to Dr. Inner Pnl. Mtg.
22	4083 550-1	1		SHELL, Rear Door, 1978-79-80
	4212 828-9	1		1981

<b>LIGHT DUTY CODES:</b>	A = All Sport Utility (Ramcharger).	B = All Compact Models.	D = Conventional Cab.
	AD = 2 Wheel Drive Only (Ramcharger).	CB-MB = Compact Front Section Only.	W = Conventional Cab 4 Wheel Drive.
	AW = 4 Wheel Drive Only (Ramcharger).	P = Forward Control Chassis.	M = Motor Home.

**MEDIUM-HEAVY CODES:** XNT = Low Cab Forward. D = Conventional Cab. S = School Bus. W = 4-Wheel Drive.

AR=Use as Required

# =New Part Number

Printed in U.S.A.

June, 1982

# 1978-81 LIGHT DUTY TRUCK PARTS CATALOG

BODY

ITEM	PART NUMBER	QTY	MODEL	DESCRIPTION
<b>DOOR, REAR - REGULATORS &amp; RUNS CREW CAB</b>				
	4038 784-5	1		REPAIR PANEL, 1978-79-80
	4217 598-9	1		1981
23	3498 520	2		ARM, Check
	1397 653	2		BRACKET, Check Arm
	2222 652	2		RETAINER, w/Guide
	1476 900	2		GUIDE, Arm Retainer
	1563 091	2		WEATHERSEAL, Check Arm
	3500 818	4		BUMPER, Rear Door
	4082 070	2		LINK, Rr. Outside Handle to Latch
--	3494 901	2		STRIKER, Side Lk. Plr. Rr. Dr.

**LIGHT** A = All Sport Utility (Ramcharger). B = All Compact Models. D = Conventional Cab.  
**DUTY** AD = 2 Wheel Drive Only (Ramcharger). CB-MB = Compact Front Section Only. W = Conventional Cab 4 Wheel Drive.  
**CODES:** AW = 4 Wheel Drive Only (Ramcharger). P = Forward Control Chassis. M = Motor Home.

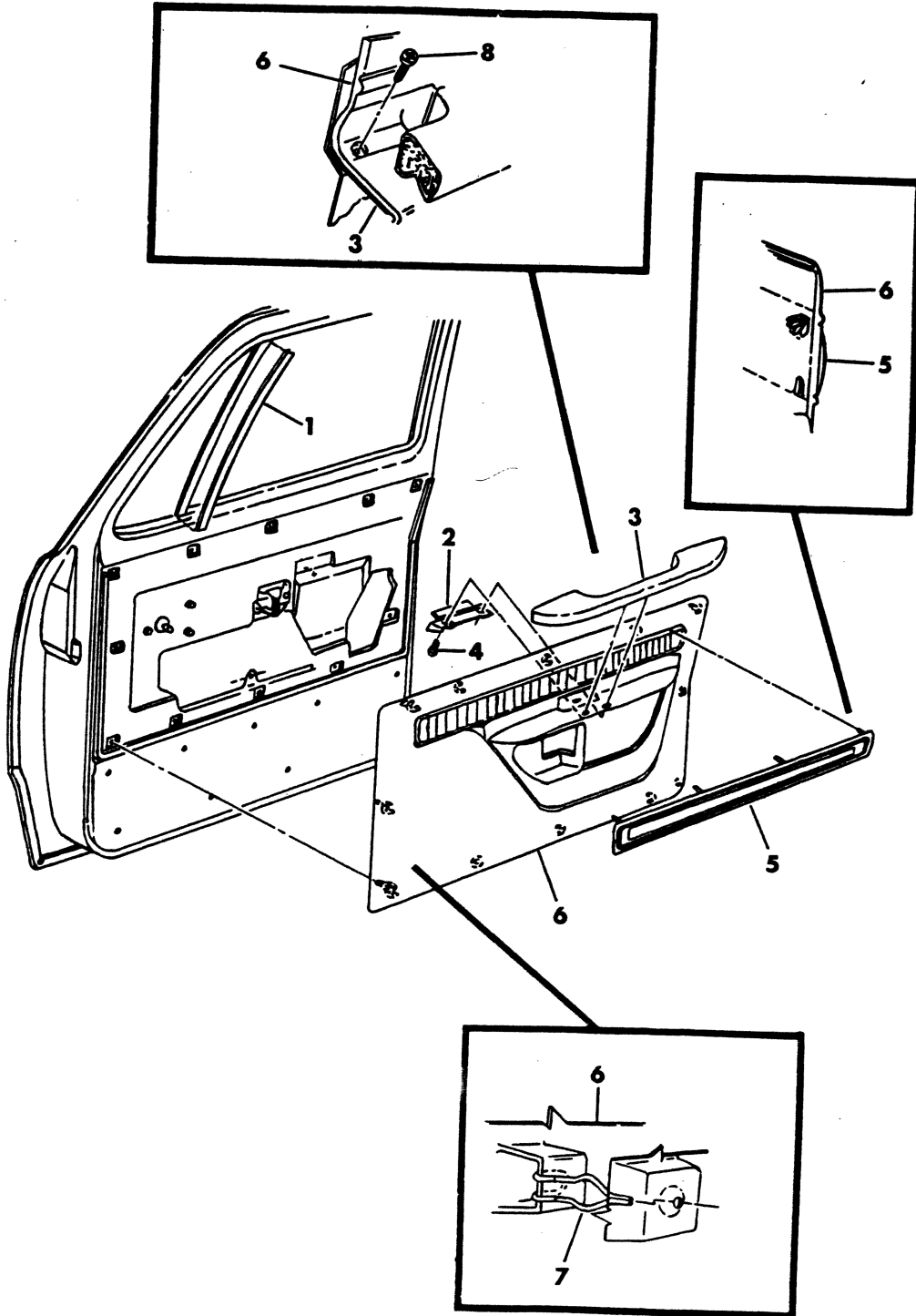
**MEDIUM-HEAVY CODES:** XNT = Low Cab Forward. D = Conventional Cab. S = School Bus. W = 4-Wheel Drive.

AR=Use as Required # = New Part Number Printed in U.S.A. June, 1982



8323 8400

PANEL, TRIM - FRONT DOOR  
A-D-W1,2,3  
Exc. Adv. S.E. (1978-9)





# 1978-81 LIGHT DUTY TRUCK PARTS CATALOG

ITEM	PART NUMBER	QTY	MODEL	DESCRIPTION
------	-------------	-----	-------	-------------

**PANEL, TRIM - FRONT DOOR**  
**A-D-W1,2,3**  
**Exc. Adv. S.E. (1978-9)**

1	3636 050-1	1		MOULDING, Vent Wing Div. Channel, Inner
	3498 070-1	1		Outer
2	3824 039	2		REINFORCEMENT
3	3824 033	2		ARM REST, Black
	4038 338	2		Blue
	4038 339	2		Green - 1978
	4119 464	2		Green - 1979
	4038 340	2		Caramel - 1978
	4119 465	2		Cashmere - 1979
	4083 069	2		Red
4	9416 846	4		SCREW, 1/4-14 x 1
5	4038 192-3	1		INSERT, Custom & Adventurer (D-W)- 1978
	4113 822-3	1		1979
6	3829 782-3	1		TRIM PANEL, Door, Black
	4038 620-1	1		Blue
	4038 622-3	1		Green - 1978
	4119 456-7	1		Green - 1979
	4038 624-5	1		Caramel - 1978
	4119 458-9	1		Cashmere - 1979
	4083 064-5	1		Red
7	6003 555	AR		FASTENER, Trim Panel- Up To 10-1-78
	6003 727	AR		After 10-1-78
8	9420 813	2		SCREW

<b>LIGHT</b>	A = All Sport Utility (Ramcharger).	B = All Compact Models.	D = Conventional Cab.
<b>DUTY</b>	AD = 2 Wheel Drive Only (Ramcharger).	CB-MB = Compact Front Section Only.	W = Conventional Cab 4 Wheel Drive.
<b>CODES:</b>	AW = 4 Wheel Drive Only (Ramcharger).	P = Forward Control Chassis.	M = Motor Home.

---

**MEDIUM-HEAVY CODES:** XNT = Low Cab Forward. D = Conventional Cab. S = School Bus. W = 4-Wheel Drive.

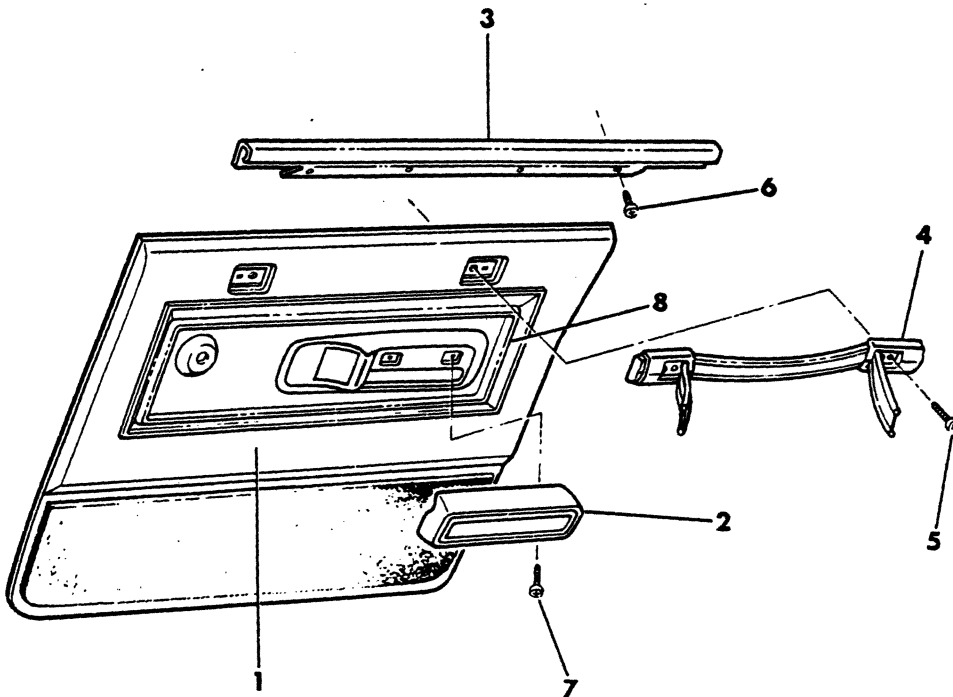
AR=Use as Required      # =New Part Number      Printed in U.S.A.      June, 1982

# 1978-81 LIGHT DUTY TRUCK PARTS CATALOG

BODY

8323 8500

PANEL, TRIM - FRONT DOOR  
A-D-W1,2,3  
ADVENTURER S.E. (1978-9)



ITEM	PART NUMBER	QTY	MODEL	DESCRIPTION
<b>PANEL, TRIM - FRONT DOOR</b>				
<b>A-D-W1,2,3</b>				
<b>ADVENTURER S.E. (1978-9)</b>				
1	4038 182-3	1		TRIM PANEL, Black - 1978
	4118 422-3	1		Black - 1979
	4038 184-5	1		Blue - 1978
	4118 258-9	1		Blue - 1979
	4038 186-7	1		Green - 1978
	4119 460-1	1		Green - 1979
	4038 190-1	1		Caramel - 1978
	4119 462-3	1		Cashmere - 1979
	4083 066-7	1		Red - 1978
	4118 260-1	1		Red - 1979
	1623 945	16		FASTENER, Trim Panel
2	3498 486	2		PAD & PLATE, Black
	4038 345	2		Blue
	4038 346	2		Green - 1978
	4119 466	2		Green - 1979
	4038 347	2		Caramel - 1978
	4119 467	2		Cashmere - 1979
	4083 070	2		Red
3	4038 687	2		MOULDING, Upper Trim Panel
4	4038 385	2		PULL HANDLE, Trim Panel, Black
	4038 361	2		Blue
	4038 362	2		Green - 1978
	4118 379	2		Green - 1979
	4038 363	2		Caramel - 1978
	4118 380	2		Cashmere - 1979
	4083 068	2		Red - 1978
	4118 381	2		Red - 1979
5	181 064	4		SCREW, Pull Handle
6		8		SCREW, 8-18 x 1/2
7		4		SCREW, 1/4-14 x 1
8	4038 733	2		MOULDING, Trim Panel Center

<b>LIGHT</b>	A = All Sport Utility (Ramcharger).	B = All Compact Models.	D = Conventional Cab.
<b>DUTY</b>	AD = 2 Wheel Drive Only (Ramcharger).	CB-MB = Compact Front Section Only.	W = Conventional Cab 4 Wheel Drive.
<b>CODES:</b>	AW = 4 Wheel Drive Only (Ramcharger).	P = Forward Control Chassis.	M = Motor Home.

**MEDIUM-HEAVY CODES:** XNT = Low Cab Forward. D = Conventional Cab. S = School Bus. W = 4-Wheel Drive.

AR=Use as Required

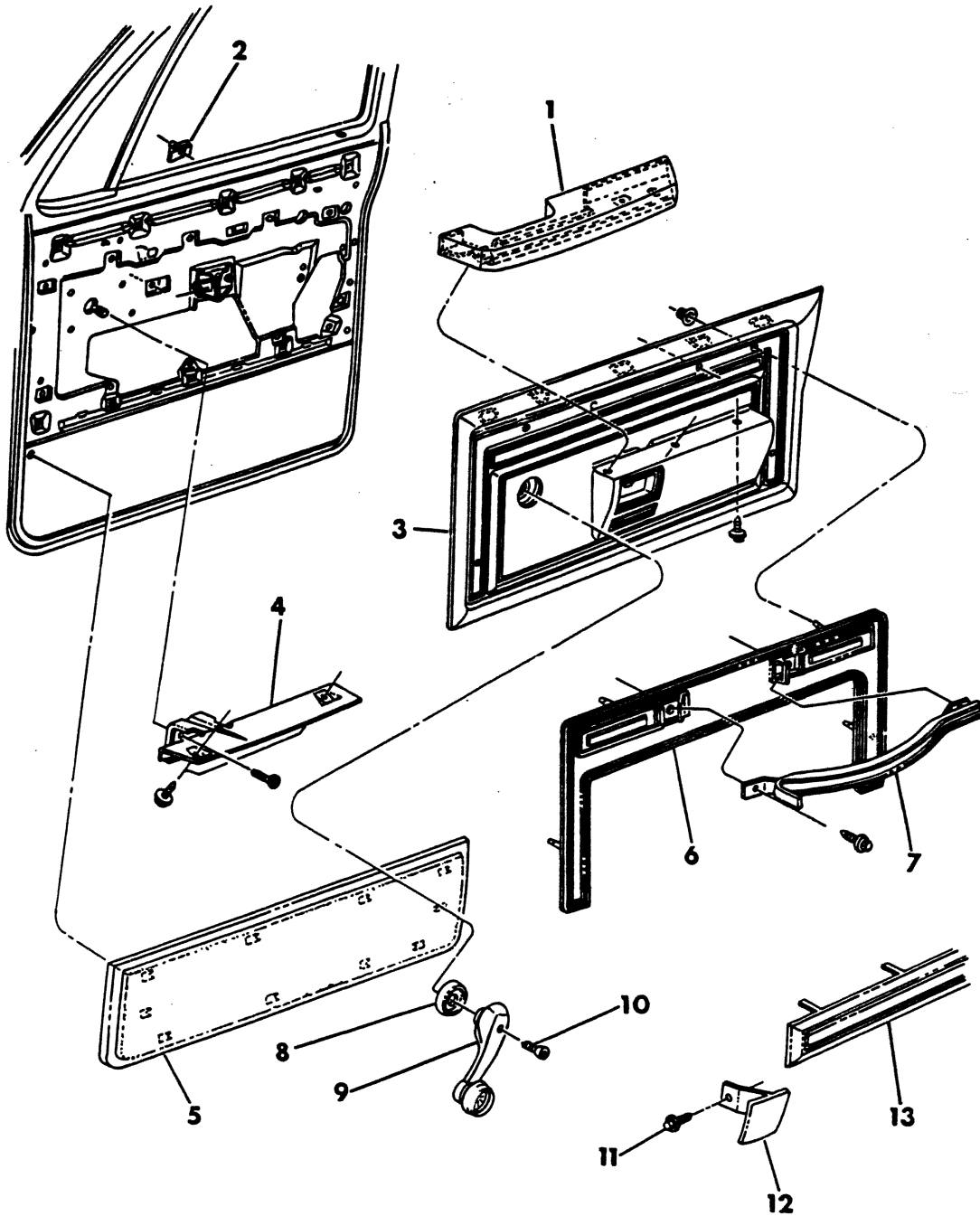
# = New Part Number

Printed in U.S.A.

June, 1982

8323 8550

PANEL, TRIM - FRONT DOOR  
A-D-W1,2,3  
(1980-81)



BODY

# 1978-81 LIGHT DUTY TRUCK PARTS CATALOG

ITEM	PART NUMBER	QTY	MODEL	DESCRIPTION
<b>PANEL, TRIM - FRONT DOOR</b>				
<b>A-D-W1,2,3</b>				
<b>(1980-81)</b>				
1	4160 110-1	1	A,D,W	ARM REST, Frt. Dr., Black
	4160 112-3	1	A,D,W	Blue
	4160 114-5	1	A,D,W	Green
	4160 116-7	1	A,D,W	Cashmere
	4160 118-9	1	A,D,W	Red
2	152 454	2	A,D,W	U/NUT, Door Pull Handle (Adv. S.E.)
3	4160 074-5	1	A,D,W	PANEL, Frt. Dr. Trim, - Black
	4160 076-7	1	A,D,W	Blue
	4160 078-9	1	A,D,W	Green
	4160 080-1	1	A,D,W	Cashmere
	4160 082-3	1	A,D,W	Red
	6003 555	AR	A,D,W	FASTENER, Trim Panel
4	4161 222-3	1	A,D,W	BRACKET, Frt. Dr. Arm Rest Mtg.
5	4160 103	2	A,D,W	CARPET, Dr. Lwr. Trim, (Adv. Sport & S.E.) Black
	4160 104	2	A,D,W	Blue
	4160 105	2	A,D,W	Green
	4160 106	2	A,D,W	Cashmere
	4160 107	2	A,D,W	Red
6	4160 164	2	A,D,W	INSERT, Frt. Dr. Trim Pnl. (Adv. S.E.)
7	4160 085	2	A,D,W	PULL HANDLE, Dr. Trim Pnl. (Adv. S.E.) Black
	4160 086	2	A,D,W	Blue
	4160 087	2	A,D,W	Green
	4160 088	2	A,D,W	Cashmere
	4160 089	2	A,D,W	Red
	D852 TX9	2	A,D,W	PULL HANDLE, Dr. Trim (Custom & Lo-Line) Black
	4215 276	2	A,D,W	Blue
	D852 TT4	2	A,D,W	Cashmere
	4215 279	2	A,D,W	Red
8	4160 852	2	A,D,W	SPACER, Manual Regulator Handle
9	3882 764	2	A,D,W	HANDLE ASSY., Frt. Window Reg.
10	6027 221	2	A,D,W	SCREW, Handle Frt. Window Reg.
11	181 063	2	A,D,W	SCREW, Handle Frt. Dr. Latch
12	4161 226-7	1	A,D,W	HANDLE, Frt. Dr. Latch
13	4160 162	1	A,D,W	INSERT, Frt. Dr. Pnl. (Except S.E.)
--	4215 014	2	A,D,W	SEAL, Frt. Dr. Trim Pnl. Polyethylene (Black) Not Shown - 1980

<b>LIGHT DUTY CODES:</b>	A = All Sport Utility (Ramcharger).	B = All Compact Models.	D = Conventional Cab.
	AD = 2 Wheel Drive Only (Ramcharger).	CB-MB = Compact Front Section Only.	W = Conventional Cab 4 Wheel Drive.
	AW = 4 Wheel Drive Only (Ramcharger).	P = Forward Control Chassis.	M = Motor Home.

**MEDIUM-HEAVY CODES:** XNT = Low Cab Forward. D = Conventional Cab. S = School Bus. W = 4-Wheel Drive.

AR=Use as Required

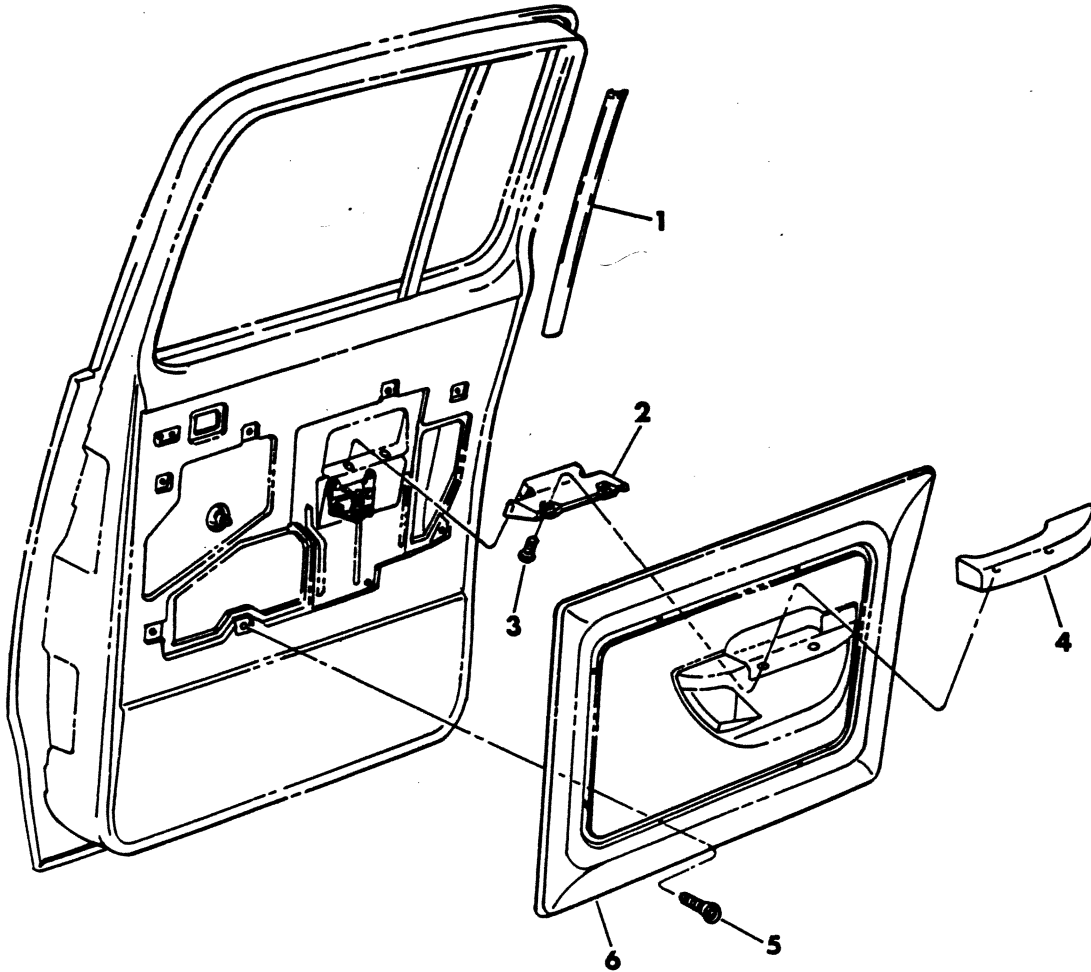
# = New Part Number

Printed in U.S.A.

June, 1982

TRIM, REAR DOOR  
D-W2,3

1323 8600A



ITEM	PART NUMBER	QTY	MODEL	DESCRIPTION
<b>TRIM, REAR DOOR D-W2,3</b>				
1	3636 052	2		MOULDING, Glass Run Channel, Inner
	3498 030	2		Outer
2	3824 063	2		REINFORCEMENT
3		2		SCREW (Not Serviced)
4	3824 095	2		ARM REST - Black
	4038 341	2		Blue - 1978-9
	4166 708	2		Blue, 1980-81
	4038 342	2		Green - 1978
	4119 544	2		Green, 1979-80
	4038 343	2		Caramel - 1978
	4119 545	2		Cashmere, 1979-80-81
	4080 954	2		Red - 1978-9
	4166 709	2		Red, 1980-81
5				SCREW, (8-18x1.0) Not Serv.
6	3899 940-1	1		PANEL, Door Trim (PAINT TO COLOR), 1978-9
	4038 626-7	1		1980-81

**LIGHT**    A = All Sport Utility (Ramcharger).                      B = All Compact Models.                      D = Conventional Cab.  
**DUTY**      AD = 2 Wheel Drive Only (Ramcharger).                      CB-MB = Compact Front Section Only.                      W = Conventional Cab 4 Wheel Drive.  
**CODES:**    AW = 4 Wheel Drive Only (Ramcharger).                      P = Forward Control Chassis.                      M = Motor Home.

---

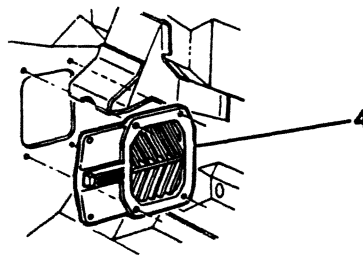
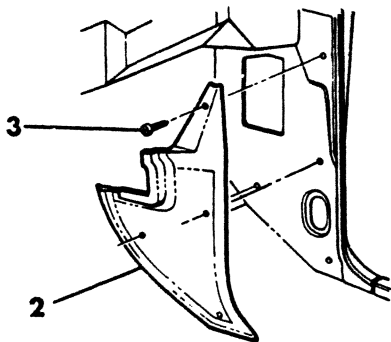
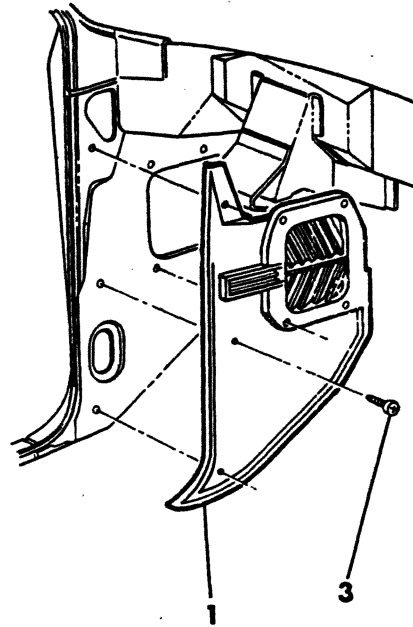
**MEDIUM-HEAVY CODES:**    XNT = Low Cab Forward.    D = Conventional Cab.    S = School Bus.    W = 4-Wheel Drive.

---

AR=Use as Required                      # = New Part Number                      Printed in U.S.A.                      June, 1982

PANEL TRIM-COWL SIDE  
ADVENTURER S.E.

8323 8700





ITEM	PART NUMBER	QTY	MODEL	DESCRIPTION
<b>PANEL TRIM-COWL SIDE ADVENTURER S.E.</b>				
1	4038 303	1	A-D1,2,3	PANEL,Assy.,Inc.Vent, Left - 1978
	4119 403	1	A-D1,2,3	1979
	4168 423	1	A-D1,2,3	1980
	4168 265	1	A-D1,2,3	1981
2	4038 302	1	A-D1,2,3	PANEL,Right - 1978
	4119 402	1	A-D1,2,3	1979
	4168 414	1	A-D1,2,3	1980
	4168 252	1	A-D1,2,3	1981
3			A-D1,2,3	SCREW (Not Serviced)
4	3494 866	1	A-D1,2,3	VENT,Cowl Side Inner - Up To 6-18-79
	4160 754	1	A-D1,2,3	After 6-18-79
	4211 652	1	A-D1,2,3	1981
	3494 892	1	A-D1,2,3	SEAL,Vent Door
	3494 891	1	A-D1,2,3	VENT,Housing
	3494 811	1	A-D-W	PLUG, Cowl Side Access. Hole
	4084 000	1	D	PLUG, Cowl Hinge Pillar, Outer
	3762 862	1	D-W	PAD, Cowl Side Pnl. Insulation

**LIGHT** A = All Sport Utility (Ramcharger). B = All Compact Models. D = Conventional Cab.  
**DUTY** AD = 2 Wheel Drive Only (Ramcharger). CB-MB = Compact Front Section Only. W = Conventional Cab 4 Wheel Drive.  
**CODES:** AW = 4 Wheel Drive Only (Ramcharger). P = Forward Control Chassis. M = Motor Home.

**MEDIUM-HEAVY CODES:** XNT = Low Cab Forward. D = Conventional Cab. S = School Bus. W = 4-Wheel Drive.

AR=Use as Required

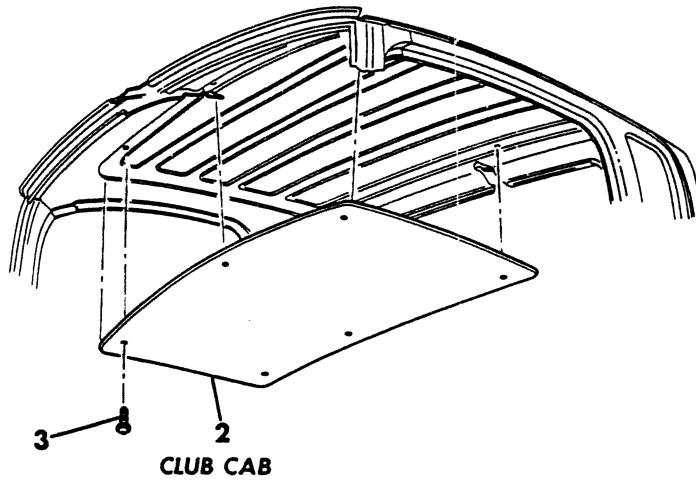
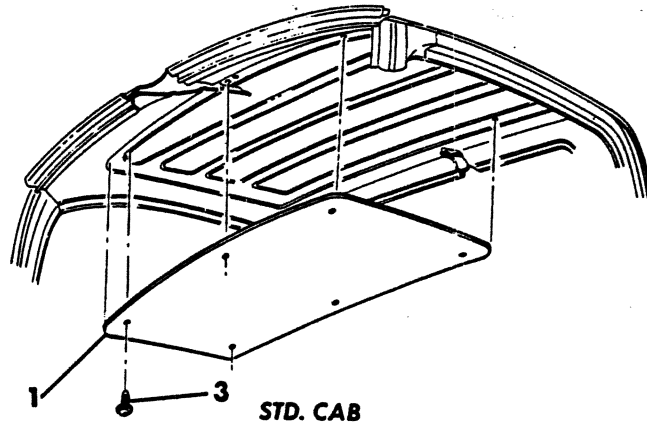
# = New Part Number

Printed in U.S.A.

June, 1982

HEADLINER-ADV. & S.E.  
D-W1,2,3

8323 8800



BODY

# 1978-81 LIGHT DUTY TRUCK PARTS CATALOG

ITEM	PART NUMBER	QTY	MODEL	DESCRIPTION
<b>HEADLINER-ADV. &amp; S.E. D-W1,2,3</b>				
1		1		PANEL, Headlining, Std. Cab
	4084 577	1		All Exc. "SE", Up To 7-7-80 (Paint As Required)
	4211 022	1		Exc. "SE", Black After 7-7-80
	4118 208	1		"SE", White, 1979
	4168 959	1		"SE", Black, 1980-81
	4211 023	1		Exc. "SE", Blue, After 7-7-80
	4119 326	1		"SE", Blue, 1979
	4161 404	1		"SE", Blue, 1980-81
	4211 372	1		Exc. "SE" Green, After 7-7-80
	4119 328	1		"SE", Green, 1979-80
	4211 025	1		Exc. "SE" Red, After 7-7-80
	4119 332	1		"SE", Red, 1979
	4161 405	1		"SE" Red, 1980-81
	4211 026	1		Exc. "SE" Cashmere, After 7-7-80
	4119 330	1		"SE", Cashmere, 1979-80-81
2		1		PANEL, Headlining, Club Cab
	4084 576	1		All Exc. "SE", Up To 7-7-80 (Paint As Required)
	4211 015	1		Exc. "SE" Black, After 7-7-80
	4118 209	1		"SE", White, 1979
	4168 960	1		"SE" Black, 1980-81
	4211 016	1		Exc. "SE" Blue, After 7-7-80
	4119 334	1		"SE", Blue, 1979
	4161 407	1		"SE", Blue, 1980-81
	4211 017	1		Exc. "SE" Green, After 7-7-80
	4119 335	1		"SE", Green, 1979-80
	4211 019	1		Exc. "SE" Red, After 7-7-80
	4119 337	1		"SE", Red, 1979
	4161 408	1		"SE", Red, 1980-81
	4211 018	1		Exc. "SE" Cashmere, After 7-7-80
	4119 336	1		"SE", Cashmere, 1979-80-81
3	9420 486	AR		SCREW, Panel
	1490 983	AR		CLIP, Roof H/linning Pnl.

<b>LIGHT</b>	A = All Sport Utility (Ramcharger).	B = All Compact Models.	D = Conventional Cab.
<b>DUTY</b>	AD = 2 Wheel Drive Only (Ramcharger).	CB-MB = Compact Front Section Only.	W = Conventional Cab 4 Wheel Drive.
<b>CODES:</b>	AW = 4 Wheel Drive Only (Ramcharger).	P = Forward Control Chassis.	M = Motor Home.

**MEDIUM-HEAVY CODES:** XNT = Low Cab Forward. D = Conventional Cab. S = School Bus. W = 4-Wheel Drive.

AR=Use as Required

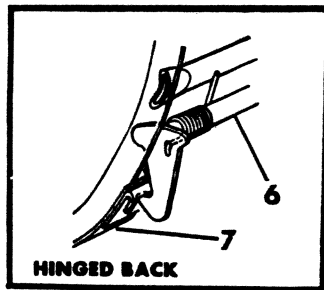
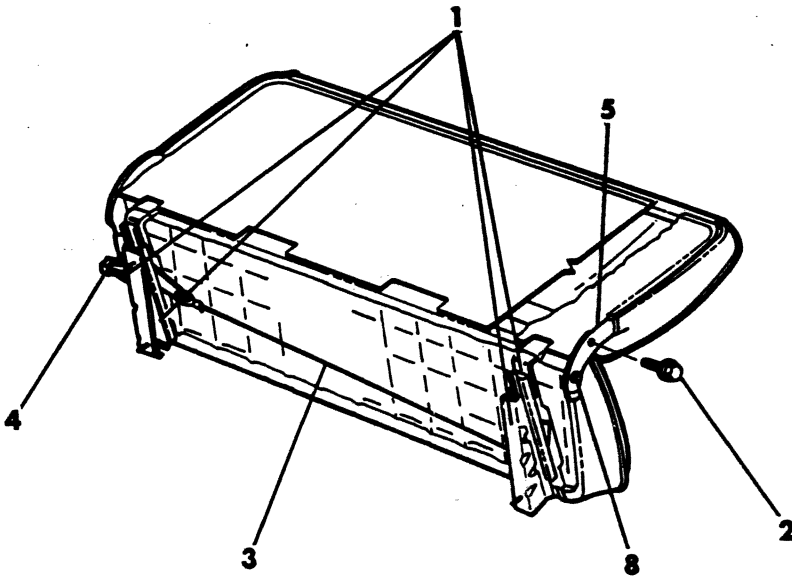
# = New Part Number

Printed in U.S.A.

June, 1982

8323 8900A

BENCH SEAT & ATTACHING PARTS W/STORAGE COMP.  
A-D-W



ITEM	PART NUMBER	QTY	MODEL	DESCRIPTION
<b>BENCH SEAT &amp; ATTACHING PARTS W/STORAGE COMP. A-D-W</b>				
1	3731 498	1	A-D-W	ADJUSTER,Frnt.Seat Club Cab & Sport Utility, RT.
	3731 499	1	A-D-W	Left
	3636 816-7	1	D-W	Conv.Cab
	3636 812-3	1	D-W2,3	Crew Cab
	3739 236-7	1	D-W	RISER ASSY., Rear Seat Crew Cab
	3894 864	2	D-W	Extension, Rr. Seat Riser, Crew Cab
2	6025 382	1		SCREW
3	3636 254	1		WIRE
4	2765 197	1		KNOB
	2428 388	1		SPRING,Regulator Latch, 1978-79-80
	4172 333	1		1981
5	3829 890-1	1		COVER,Arm,Bright
6	31 29 883	1		LATCH,Frnt. & Rear Seat Back
	6030 936	2		Bolt, Latch to Frame (7/16-14x1.62)
	3689 638	1		WASHER, Back To Cushion Anti-Rattle
7	3899 532-3	1		STRIKER,Frnt. & Rear Seat Back
	3899 106	1		PANEL, Back w/Storage Comp.(Not Shown)
	3899 535	1		PANEL,Frnt.Seat Back Cover - 1978 (Not Shown)
	4119 547	1		1979-80-81
	4084 793	1		BUMPER ASSY., Frnt. Seat Anti - Rattle
8	6032 077	2		BOLT, Frnt. Seat Pivot

<b>LIGHT</b>	A = All Sport Utility (Ramcharger).	B = All Compact Models.	D = Conventional Cab.
<b>DUTY</b>	AD = 2 Wheel Drive Only (Ramcharger).	CB-MB = Compact Front Section Only.	W = Conventional Cab 4 Wheel Drive.
<b>CODES:</b>	AW = 4 Wheel Drive Only (Ramcharger).	P = Forward Control Chassis.	M = Motor Home.

**MEDIUM-HEAVY CODES:** XNT = Low Cab Forward. D = Conventional Cab. S = School Bus. W = 4-Wheel Drive.

AR=Use as Required

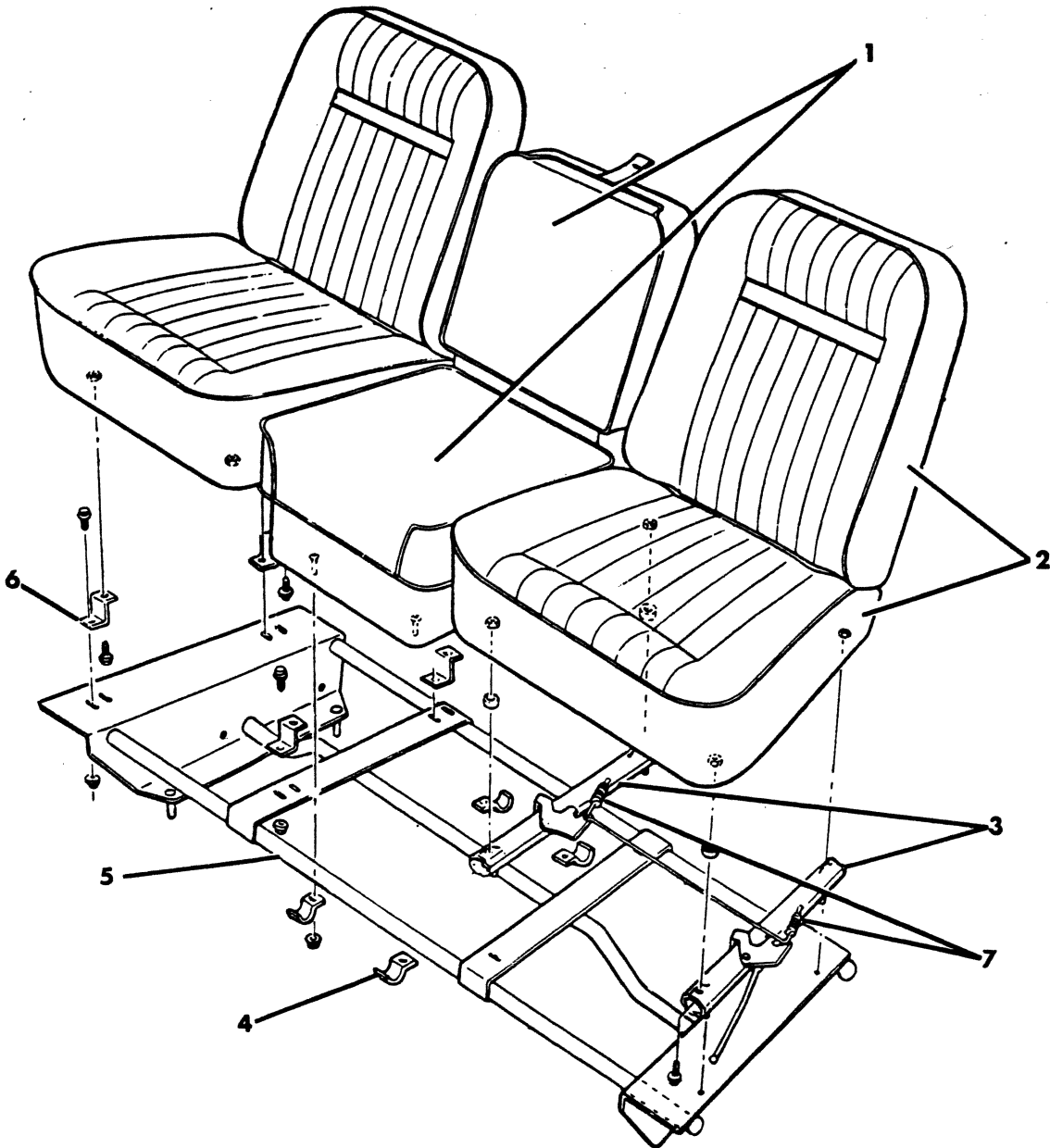
# =New Part Number

Printed in U.S.A.

June, 1982

SEAT,BUCKET W/CONSOLE  
D-W1,2,3  
(1978-79)

8323 9050



ITEM	PART NUMBER	QTY	MODEL	DESCRIPTION
------	-------------	-----	-------	-------------

**SEAT,BUCKET W/CONSOLE  
D-W1,2,3  
(1978-79)**

**NOTE: COVERS FOR BUCKET SEATS ARE NOT AVAILABLE.**

1	3734 964	1		CONSOLE ASSY.,Black
	3734 965	1		Parchment
	3737 806	1		CONSOLE,Back,Black
	3737 807	1		Parchment
	3737 808	1		CONSOLE,Cushion,Black
	3737 809	1		Parchment
	3739 871	1		SUPPORT,Console Back
2	3824 500	2		SEAT, Black
	3824 501	2		Parchment
3	2911 328-9	1		ADJUSTER,Seat
4	2911 332	4		CLAMP
5	3900 000	1		RISER,Seat
6	2911 331	4		BRACKET,Seat Mtg.
7	2911 330	1		ROD or WIRE

<b>LIGHT</b>	A = All Sport Utility (Ramcharger).	B = All Compact Models.	D = Conventional Cab.
<b>DUTY</b>	AD = 2 Wheel Drive Only (Ramcharger).	CB-MB = Compact Front Section Only.	W = Conventional Cab 4 Wheel Drive.
<b>CODES:</b>	AW = 4 Wheel Drive Only (Ramcharger).	P = Forward Control Chassis.	M = Motor Home.

**MEDIUM-HEAVY CODES:** XNT = Low Cab Forward. D = Conventional Cab. S = School Bus. W = 4-Wheel Drive.

AR=Use as Required

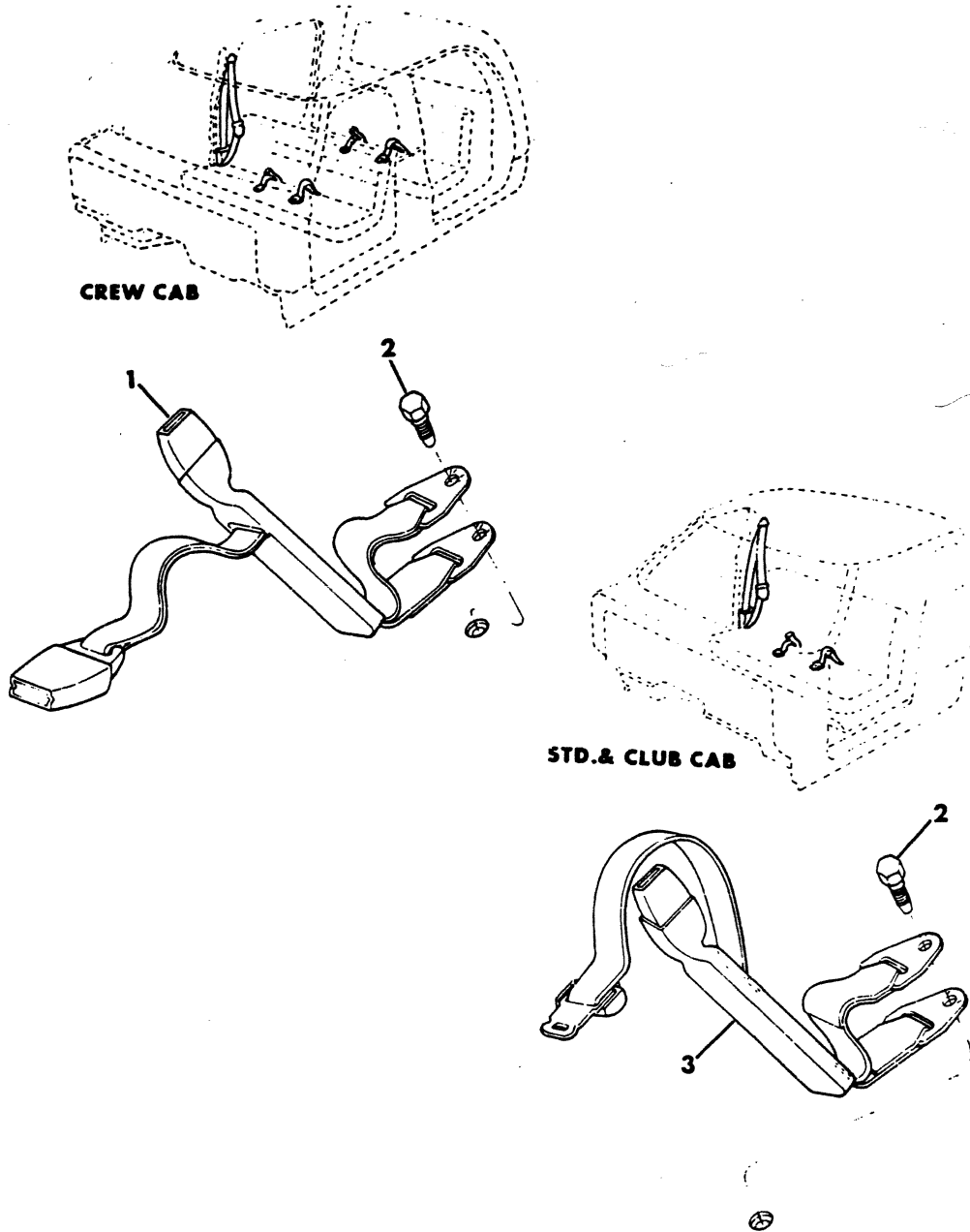
# = New Part Number

Printed in U.S.A.

June, 1982

SEAT BELTS - INNER - BENCH SEAT  
A-D-W

8323 9075





ITEM	PART NUMBER	QTY	MODEL	DESCRIPTION
<b>SEAT BELTS - INNER - BENCH SEAT A-D-W</b>				
1	<b>BELT, Bkl. Half - Crew Cab</b>			
	3899 150	2	D,W	Black
	4118 061	2	D,W	Blue, 1980-81
	4118 062	2	D,W	Green - 1980
	4118 063	2	D,W	Cashmere, 1980-81
	4118 064	2	D,W	Red, 1980-81
	<b>Conv., Club &amp; Sport Utility</b>			
	4033 678	1	D,W	Black
	4118 094	1	D,W	Blue, 1980-81
	4118 095	1	D,W	Green - 1980
	4118 096	1	D,W	Cashmere, 1980-81
	4118 097	1	D,W	Red, 1980-81
	4033 678	1	AD-AW	Black,1978-79-80
	4214 840	1	AD-AW	Black,1981
	4214 838	1	AD-AW	Blue,1981
	4214 844	1	AD-AW	Cashmere,1981
	4214 842	1	AD-AW	Red,1981
2	6031 462	4	A,D,W	BOLT
3	<b>BELT, Tip Half - Crew Cab</b>			
	3899 151	2	D,W	Black
	4118 065	2	D,W	Blue, 1980-81
	4118 066	2	D,W	Green - 1980
	4118 067	2	D,W	Cashmere, 1980-81
	4118 068	2	D,W	Red, 1980-81
	<b>Conv., Club &amp; Sport Utility</b>			
	4033 681	1	D,W	Black
	4118 090	1	D,W	Blue, 1980-81
	4033 861	1	AD-AW	Black,1978-79-80
	4214 841	1	AD-AW	Black,1981
	4214 839	1	AD-AW	Blue,1981
	4214 845	1	AD-AW	Cashmere,1981
	4214 843	1	AD-AW	Red,1981
	4118 091	1	D,W	Green - 1980
	4118 092	1	D,W	Cashmere, 1980-81
	4118 093	1	D,W	Red, 1980-81
--	3454 965	2		GROMMET, Seat Belt Guide, Club Cab (Not Shown)
--				COVER,Inboard Belt Anchor (Not Shown)
--	4214 846	2	AD-AW	Black,1981
--	4214 847	2	AD-AW	Blue,1981
--	4214 849	2	AD-AW	Cashmere,1981
--	4214 848	2	AD-AW	Red,1981
--	4168 036-7	1	AD-AW	REINFORCEMENT,Frt.Seat Uni-Belt Mtg.(Not Shown)

<b>LIGHT</b>	A = All Sport Utility (Ramcharger).	B = All Compact Models.	D = Conventional Cab.
<b>DUTY</b>	AD = 2 Wheel Drive Only (Ramcharger).	CB-MB = Compact Front Section Only.	W = Conventional Cab 4 Wheel Drive.
<b>CODES:</b>	AW = 4 Wheel Drive Only (Ramcharger).	P = Forward Control Chassis.	M = Motor Home.

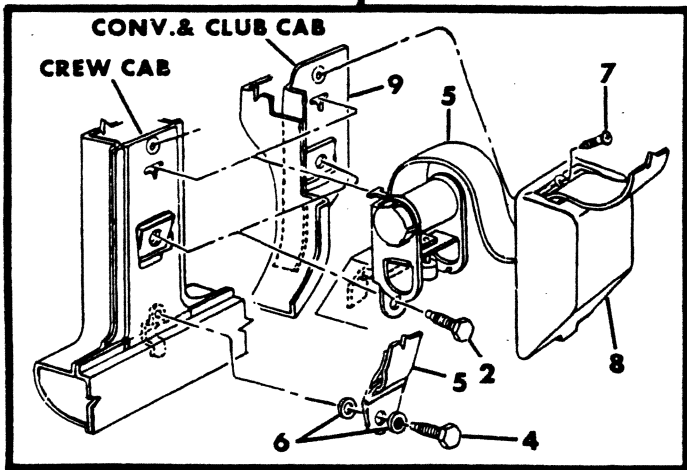
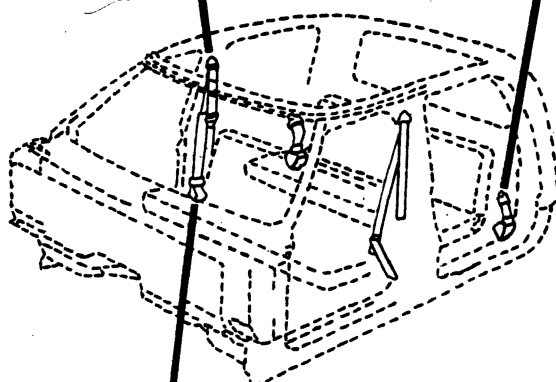
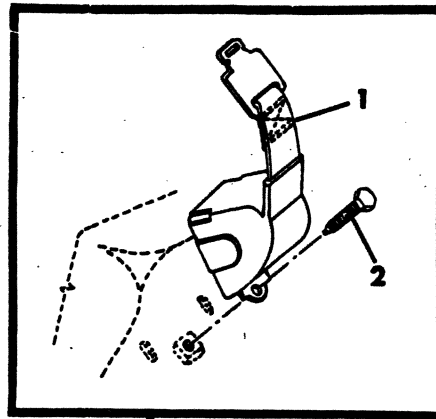
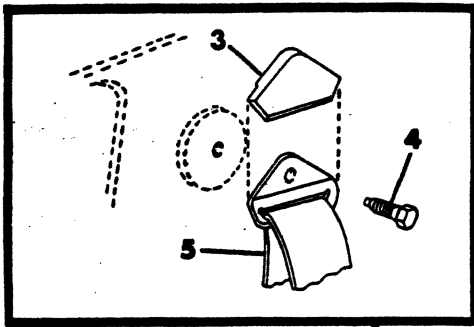
---

**MEDIUM-HEAVY CODES:** XNT = Low Cab Forward. D = Conventional Cab. S = School Bus. W = 4-Wheel Drive.

AR=Use as Required      # =New Part Number      Printed in U.S.A.      June, 1982

9323 9100A

BELT, SHOULDER, FRONT & REAR  
SEAT OUTER (BENCH SEAT)



ITEM	PART NUMBER	QTY	MODEL	DESCRIPTION
<b>BELT, SHOULDER, FRONT &amp; REAR SEAT OUTER (BENCH SEAT)</b>				
1	3899 336	4		BELT, Front and Rear, Tip Half Outer
2	6031 218	4		BOLT
3	3899 358	2		COVER, Shoulder Belt
4	6031 462	2		BOLT
	3731 160	2		SPACER, Hanger Anti-Rattle (Not Shown)
5	4038 996	2		BELT, Shoulder (Black), 1978-79-80
	4214 736	2		Black - 1981
	4118 126	2		Blue - 1980
	4214 728	2		Blue - 1981
	4118 127	2		Green - 1980
	4118 128	2		Cashmere - 1980
	4214 740	2		Cashmere - 1981
	4118 129	2		Red - 1980
	4214 742	2		Red - 1981
6		AR		SPACER (Serv. in Belt)
7	9422 166	2		SCREW
8	3899 148	2		COVER, Shoulder Belt
9	3899 326-7	1		REINFORCEMENT, S/Lk. Frt. Dr. Pir. Shldr. Belt Retractor
—	3899 914	2		BRACKET, Seat Belt Stowage (Not Shown)

<b>LIGHT</b>	A = All Sport Utility (Ramcharger).	B = All Compact Models.	D = Conventional Cab.
<b>DUTY</b>	AD = 2 Wheel Drive Only (Ramcharger).	CB-MB = Compact Front Section Only.	W = Conventional Cab 4 Wheel Drive.
<b>CODES:</b>	AW = 4 Wheel Drive Only (Ramcharger).	P = Forward Control Chassis.	M = Motor Home.
<b>MEDIUM-HEAVY CODES:</b> XNT = Low Cab Forward. D = Conventional Cab. S = School Bus. W = 4-Wheel Drive.			

AR=Use as Required

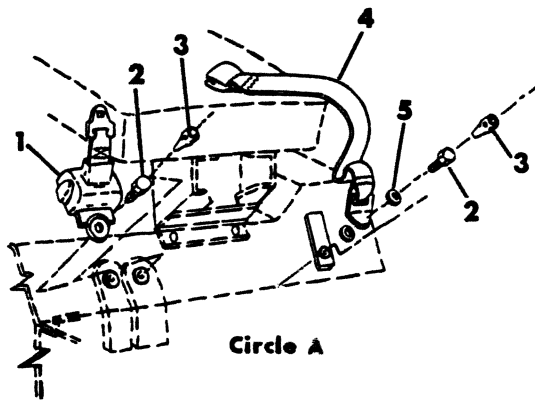
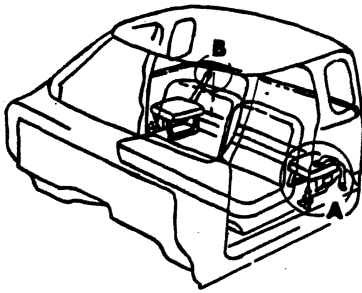
# = New Part Number

Printed in U.S.A.

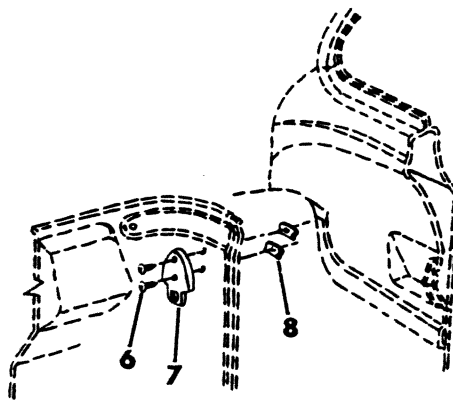
June, 1982

3323 9200

BELTS, SEAT-JUMP SEAT  
CLUB CAB



Circle A



Circle B

ITEM	PART NUMBER	QTY	MODEL	DESCRIPTION
<b>BELTS, SEAT-JUMP SEAT CLUB CAB</b>				
1	3899 336	2	D,W	BELT, Tip Half - Black
	4118 086	2	D,W	Blue, 1980-81
	4118 087	2	D,W	Green - 1980
	4118 088	2	D,W	Cashmere, 1980-81
	4118 089	2	D,W	Red, 1980-81
2	6031 218	2	D,W	BOLT
3		4	D,W	PLUG ,(Not Serviced)
4	3899 337	2	D,W	BELT, Buckle Half - Black
	4118 057	2	D,W	Blue, 1980-81
	4118 058	2	D,W	Green - 1980
	4118 059	2	D,W	Cashmere, 1980-81
	4118 060	2	D,W	Red, 1980-81
5		4	D,W	SPACER, (Serv.in Belt)
6		4	D,W	SCREW, (Not Serviced)
7	3899 914	2	D,W	CLIP, Stowage
8		4	D,W	NUT, (Not Serviced)
--	3493 928	2	D,W	BRACKET, Rear Jump Seat (Not Shown)
--	4118 681	2	D,W	BRACKET, Jump Seat Safety Belt Mtg. (Not Shown)
--	4118 110	2	D,W	BRACKET, Jump Seat Safety Belt Bkl. Stowage - Blue
	4118 111	2	D,W	Green
	4118 112	2	D,W	Cashmere
	4118 113	2	D,W	Red

**LIGHT** A = All Sport Utility (Ramcharger). B = All Compact Models. D = Conventional Cab.  
**DUTY** AD = 2 Wheel Drive Only (Ramcharger). CB-MB = Compact Front Section Only. W = Conventional Cab 4 Wheel Drive.  
**CODES:** AW = 4 Wheel Drive Only (Ramcharger). P = Forward Control Chassis. M = Motor Home.

**MEDIUM-HEAVY CODES:** XNT = Low Cab Forward. D = Conventional Cab. S = School Bus. W = 4-Wheel Drive.

AR=Use as Required

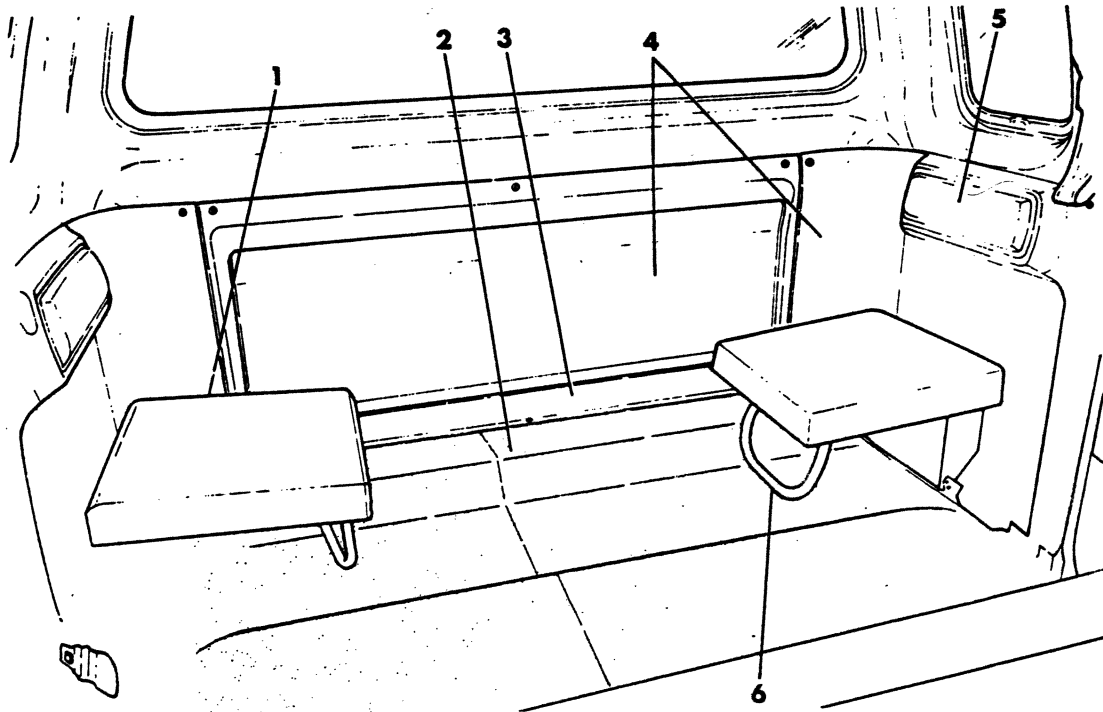
# =New Part Number

Printed in U.S.A.

June, 1982

INTERIOR - REAR  
CLUB CAB

8323 9300



BODY

# 1978-81 LIGHT DUTY TRUCK PARTS CATALOG

ITEM	PART NUMBER	QTY	MODEL	DESCRIPTION	
<b>INTERIOR - REAR CLUB CAB</b>					
1	4083 876	2		CUSHION, Jump Seat, Black, 1978-79-80	
	4214 808	2		Black - 1981	
	4083 878	2		Blue, 1978-9	
	4161 986	2		Blue, 1980	
	4214 810	2		Blue, 1981	
	4083 880	2		Green - 1978	
	4119 830	2		Green, 1979-80	
	4083 882	2		Caramel - 1978	
	4119 832	2		Cashmere, 1979-80	
	4214 812	2		Cashmere -1981	
	4082 450	2		Red - 1978	
	4118 278	2		Red - 1979	
	4161 985	2		Red - 1980	
	4214 814	2		Red - 1981	
2				CARPET, Rear Floor (Part of Front Carpet)	
	3734 868	1		CARPET, Fuel Tank, Black- 1978	
	3829 592	1		Blue - 1978	
3	3829 593	1		Green - 1978	
	3731 169	1		RETAINER, u/Body Rr. Flr. Covering, Rear - Mat	
	4010 320	1		w/Carpet	
	3731 061	1		Cab Back Trim Panel, Upper	
	3739 159	2		Lower	
	3731 059	2		Cab side Trim, Upper	
4	3731 170	2		Lower	
	3737 675	1		PANEL, Cab Back, Black	
	4035 330	1		Blue, 1978-9	
	4161 400	1		Blue, 1980-81	
	4035 331	1		Green - 1978	
	4119 339	1		Green, 1979-80	
	4035 329	1		Caramel- 1978	
	4119 340	1		Cashmere, 1979-80-81	
	4083 128	1		Red, 1978-9	
	4161 403	1		Red, 1980-81	
	3899 188-9	1		Cab Side Trim, Black	
	4035 332-3	1		Blue, 1978-9	
	4161 414-5	1		Blue, 1980-81	
	4035 334-5	1		Green - 1978	
	4119 448-9	1		Green, 1979-80	
	4035 336-7	1		Caramel - 1978	
	4119 450-1	1		Cashmere, 1979-80-81	
	4083 058-9	1		Red, 1978-9	
	4161 416-7	1		Red, 1980-81	
	---	3739 106-7	1		FILLER, Sill To Reinforcement (Plastic)
		2221 067	AR		CLIP
5	3737 566	2		BACK, Jump Seat, Black	
	4033 549	2		Blue, 1978-9	
	4161 983	2		Blue, 1980-81	
	4033 552	2		Green - 1978	
	4119 828	2		Green, 1979-80	

**LIGHT DUTY CODES:** A = All Sport Utility (Ramcharger). B = All Compact Models. D = Conventional Cab.  
 AD = 2 Wheel Drive Only (Ramcharger). CB-MB = Compact Front Section Only. W = Conventional Cab 4 Wheel Drive.  
 AW = 4 Wheel Drive Only (Ramcharger). P = Forward Control Chassis. M = Motor Home.

**MEDIUM-HEAVY CODES:** XNT = Low Cab Forward. D = Conventional Cab. S = School Bus. W = 4-Wheel Drive.

AR=Use as Required

# =New Part Number

Printed in U.S.A.

June, 1982

# 1978-81 LIGHT DUTY TRUCK PARTS CATALOG

BODY

ITEM	PART NUMBER	QTY	MODEL	DESCRIPTION
------	-------------	-----	-------	-------------

## INTERIOR - REAR CLUB CAB

	4033 554	2		Caramel - 1978
	4119 829	2		Cashmere, 1979-80-81
	4082 449	2		Red, 1978-9
	4161 982	2		Red, 1980-81
6	3739 111	2		SUPPORT, Cushion
	3731 754	2		Hinge
	3731 726	2		RETAINER, Frt. Support
	3729 719	2		BRACKET, Frt. Support
	3824 869	4		BRACKET, Seat Back
	4026 387	2		HARDWARE MTG. PKG. Jump Seat
	6022 149	1		PUSH NUT - Rr. Auxil. Folding J/Seat Brkt.(Not Shown)

<b>LIGHT</b>	A = All Sport Utility (Ramcharger).	B = All Compact Models.	D = Conventional Cab.
<b>DUTY</b>	AD = 2 Wheel Drive Only (Ramcharger).	CB-MB = Compact Front Section Only.	W = Conventional Cab 4 Wheel Drive.
<b>CODES:</b>	AW = 4 Wheel Drive Only (Ramcharger).	P = Forward Control Chassis.	M = Motor Home.

**MEDIUM-HEAVY CODES:** XNT = Low Cab Forward. D = Conventional Cab. S = School Bus. W = 4-Wheel Drive.

AR=Use as Required

# = New Part Number

Printed in U.S.A.

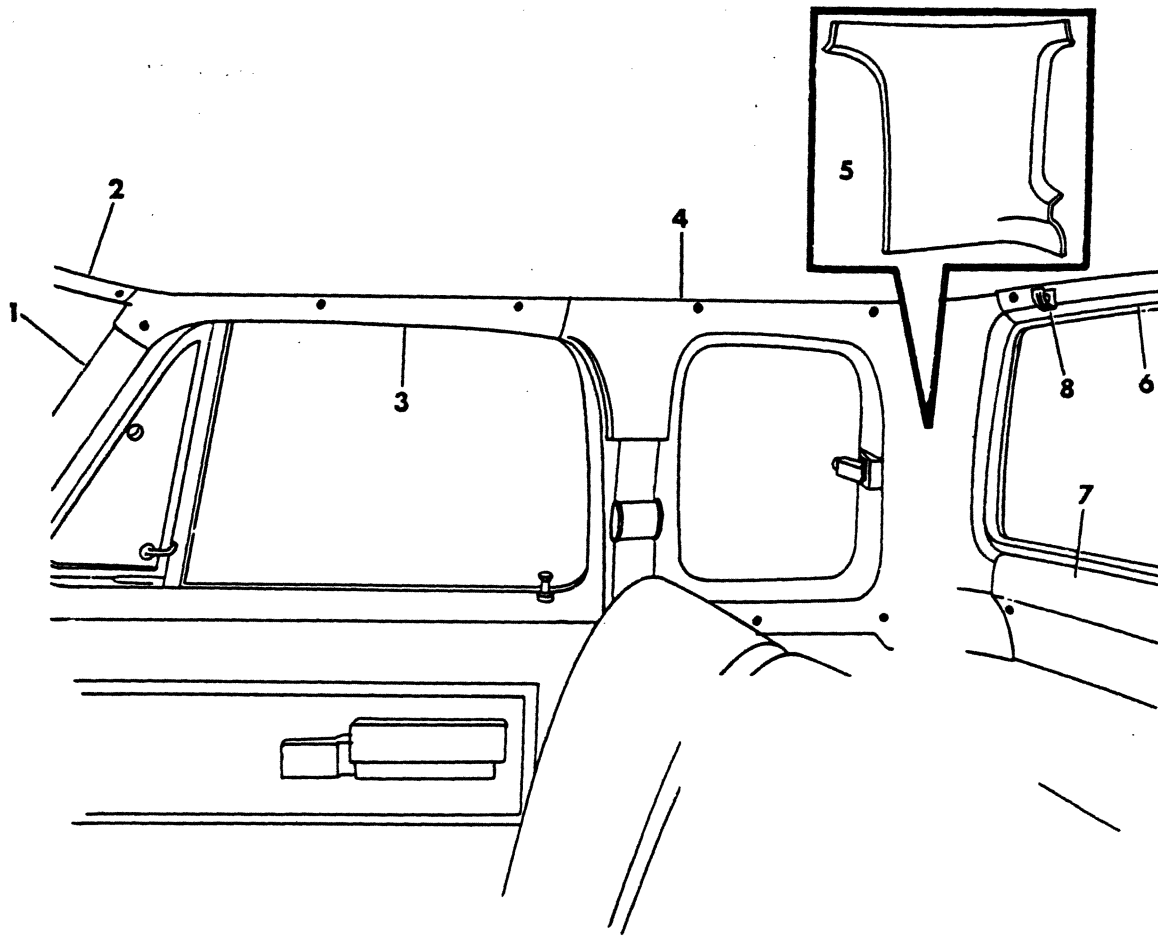
June, 1982





8323 9350A

## TRIM PANELS - UPPER - D-W 1979-80-81



ITEM	PART NUMBER	QTY	MODEL	DESCRIPTION
------	-------------	-----	-------	-------------

**TRIM PANELS - UPPER - D-W  
1979-80-81**

NOTE: All Panels Listed Below Are WHITE. Paint As Required.

1	4118 198-9	1		PANEL, Windshield Side Trim - 1979
	4211 414-5	1		1980
	4168 240-1	1		1981
2	4118 197	1		PANEL, Windshield Header Trim - 1979
	4211 413	1		1980-81
3	4118 200-1	1		PANEL, Roof Rail Header Trim - 1979
	4211 514-5	1		1980-81
4	4118 202-3	1		PANEL, Quarter Window Trim, Club Cab - 1979
	4211 518-7	1		1980-81
5	4118 204-5	1		PANEL, Side Rear Corner Trim, Upper - 1979
	4211 418-9	1		1980-81
6	4118 206	1		PANEL, Rear Window Upper Trim - 1979
	4211 416	1		1980-81
7	4118 207	1		PANEL, Rear Window Lower Trim - 1979
	4211 417	1		1980-81
8	3685 992	1		HOOK, Coat

<b>LIGHT</b>	A = All Sport Utility (Ramcharger).	B = All Compact Models.	D = Conventional Cab.
<b>DUTY</b>	AD = 2 Wheel Drive Only (Ramcharger).	CB-MB = Compact Front Section Only.	W = Conventional Cab 4 Wheel Drive.
<b>CODES:</b>	AW = 4 Wheel Drive Only (Ramcharger).	P = Forward Control Chassis.	M = Motor Home.

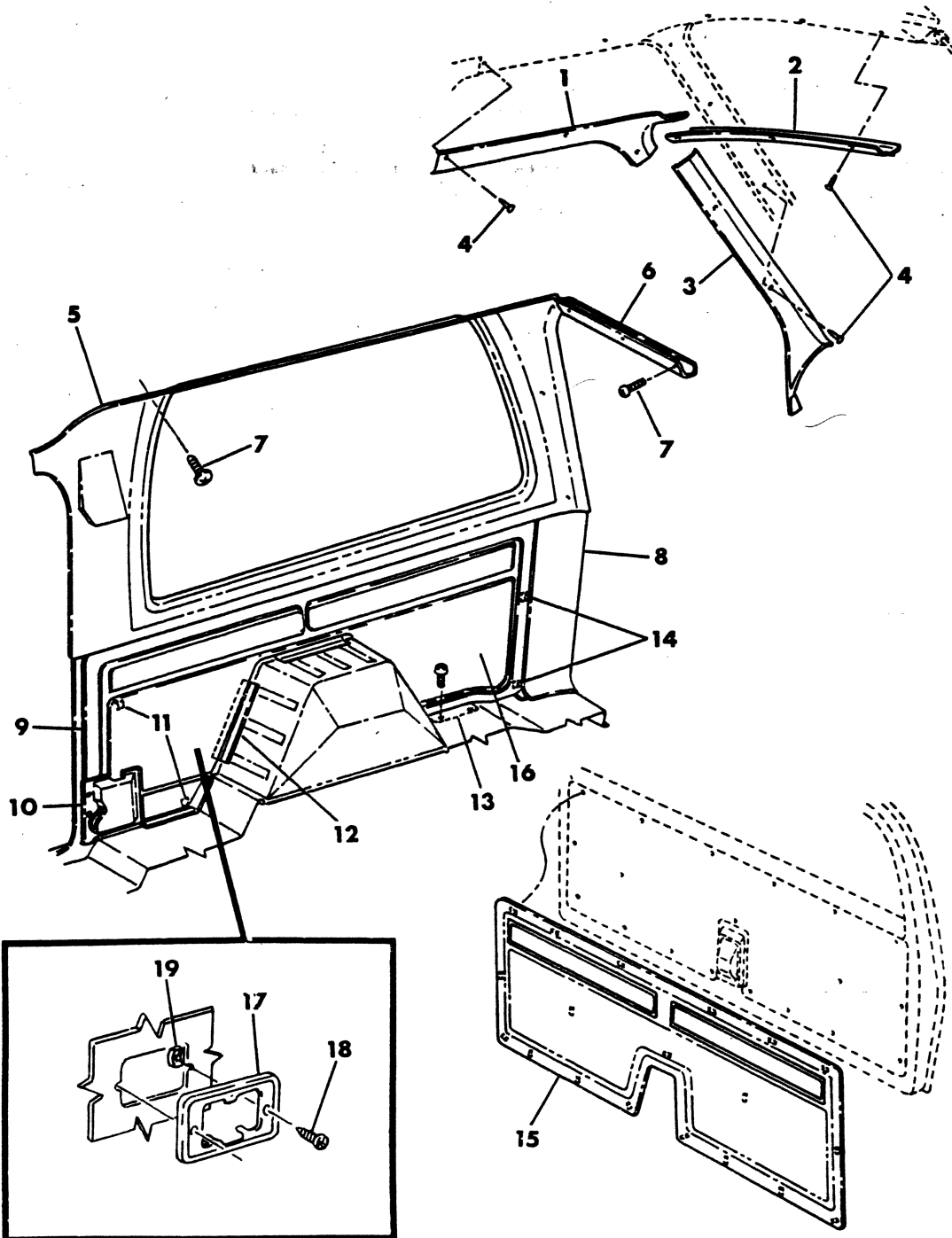
---

**MEDIUM-HEAVY CODES:** XNT = Low Cab Forward. D = Conventional Cab. S = School Bus. W = 4-Wheel Drive.

AR=Use as Required      # = New Part Number      Printed in U.S.A.      June, 1982

8323 9375A

## TRIM PANELS AD-AW 1981



ITEM	PART NUMBER	QTY	MODEL	DESCRIPTION
<b>TRIM PANELS</b>				
<b>AD-AW</b>				
<b>1981</b>				
1	4211 514-5	1	AD-AW	PANEL, Side Frt. Dr. Hdr. Trim
2	4211 413	1	AD-AW	PANEL, w/Shield Hdr. Trim
3	4168 240-1	1	AD-AW	PANEL, w/Shield Side Trim
4	6031 495	16	AD-AW	SCREW, Self Drill & Tap (8-18x3/4)
5	4168 110-1	1	AD-AW	PANEL, Trim - Qtr. Wdo. Garnish
6	4168 121	1	AD-AW	PANEL, Trim - Rear Header
7	9438 881	AR	AD-AW	SCREW - (10 - 16x3/4)
8	4168 128-9	1	AD-AW	PANEL, Trim - Rr. Pillar Lwr.
9	4168 158-9	1	AD-AW	PANEL ASSY, Trim Side Lower - Black
	4168 160-1	1	AD-AW	Blue
	4168 164-5	1	AD-AW	Cashmere
	4168 166-7	1	AD-AW	Red
10	4168 188-9	1	AD-AW	COVER, Frt. Seat Belt - Black
	4168 190-1	1	AD-AW	Blue
	4168 194-5	1	AD-AW	Cashmere
	4168 196-7	1	AD-AW	Red
11	1623 945	4	AD-AW	FASTNER
12	6031 536	12	AD-AW	CLIP "S"
13	4084 328	AR	AD-AW	RETAINER, Side Lwr. T/Pnl. Qtr. Rr. Flr.
14	6002 944	4	AD-AW	FASTNER
15	4168 169	1	AD-AW	PANEL ASSY., H/Gate Trim - Black
	4168 170	1	AD-AW	Blue
	4168 172	1	AD-AW	Cashmere
	4168 173	1	AD-AW	Red
16	R113 TM6	2	AD-AW	CARPET, Side Trim Panel, Red
	R113 RX9	2	AD-AW	Black
	4168 644	2	AD-AW	Blue
	4168 492	2	AD-AW	Cashmere
17	4211 634	1	AD-AW	BEZEL & ASH REC.
	4212 410	1	AD-AW	BRACKET, Ash Rec. Mtg. (w/o Trim Panels)
18		2	AD-AW	SCREW (Do Not Service)
19		2	AD-AW	NUT (Do Not Service)

<b>LIGHT</b>	A = All Sport Utility (Ramcharger).	B = All Compact Models.	D = Conventional Cab.
<b>DUTY</b>	AD = 2 Wheel Drive Only (Ramcharger).	CB-MB = Compact Front Section Only.	W = Conventional Cab 4 Wheel Drive.
<b>CODES:</b>	AW = 4 Wheel Drive Only (Ramcharger).	P = Forward Control Chassis.	M = Motor Home.

**MEDIUM-HEAVY CODES:** XNT = Low Cab Forward. D = Conventional Cab. S = School Bus. W = 4-Wheel Drive.

AR=Use as Required

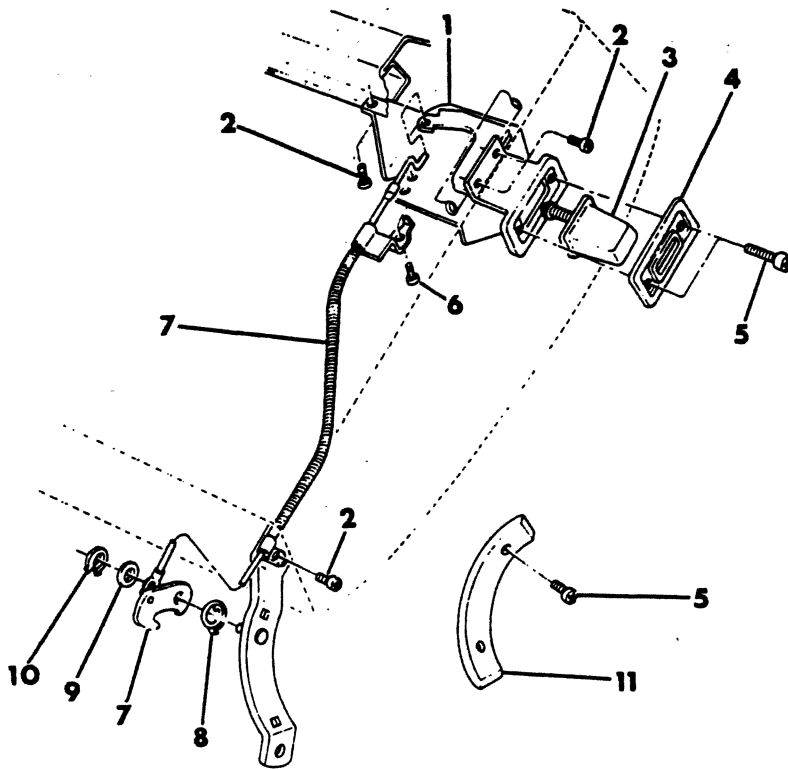
# = New Part Number

Printed in U.S.A.

June, 1982

SEAT BACK RELEASE  
CLUB CAB  
A-D-W

8323 9400



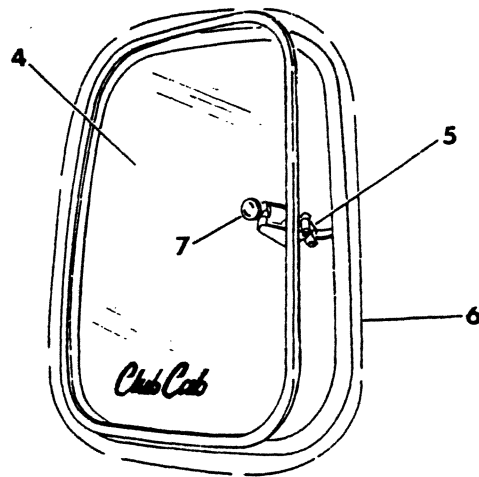
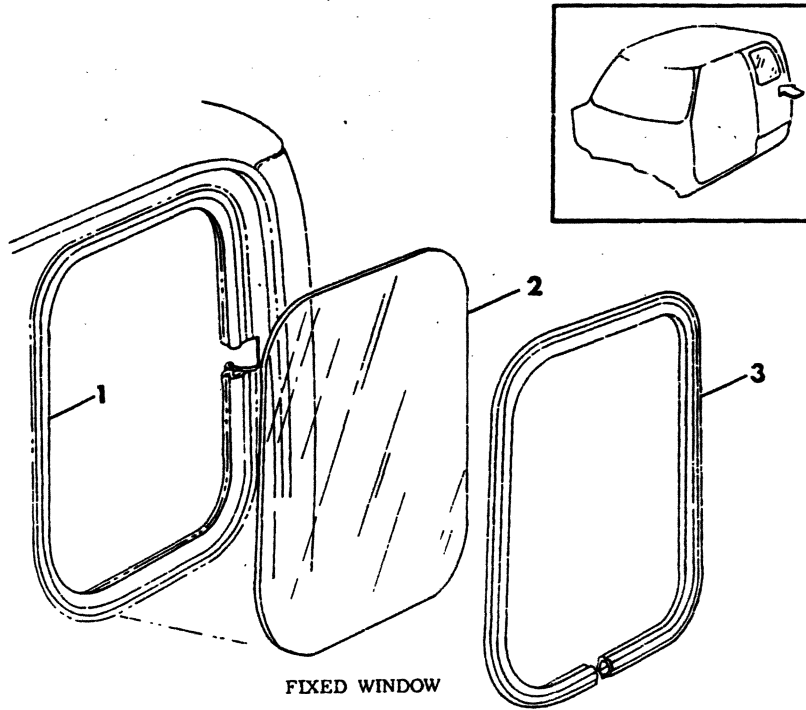
ITEM	PART NUMBER	QTY	MODEL	DESCRIPTION
<b>SEAT BACK RELEASE CLUB CAB A-D-W</b>				
1	3520 972-3	1		ACTUATOR
2		8		SCREW,(NOT SERV.)
3	3734 966	2		BUTTON ASSY, Frt. Seat Back Latch (PAINT TO COLOR)
4	S501 JX9	2		BEZEL(PAINT to COLOR)
5	9416 049	AR		SCREW
6		2		SCREW
7	3520 958-9	1		CABLE & LATCH
	2942 556	1		HOOK, Frt. Seat Cush. Spring Guide Wire
8	2888 738-9	1		SPRING
9		2		WASHER (Not Serv.)
10	6024 440	2		RETAINER,Ring
11	S522-3 JX9	1		COVER,Hinge Arm
	3734 982	1		COVER, Back Ctr. Hinge Post - Black
	4035 403	1		Blue, 1978-9
	4160 714	1		Blue, 1980-81
	4119 908	1		Green
	4119 909	1		Cashmere
	4082 344	1		Red, 1978-9
	4160 715	1		Red, 1980-81
	6029 501	4		NUT,Snap Hinge Cover
	6024 203	2		PUSH - NUT (Not Shown)

<b>LIGHT</b>	A = All Sport Utility (Ramcharger).	B = All Compact Models.	D = Conventional Cab.
<b>DUTY</b>	AD = 2 Wheel Drive Only (Ramcharger).	CB-MB = Compact Front Section Only.	W = Conventional Cab 4 Wheel Drive.
<b>CODES:</b>	AW = 4 Wheel Drive Only (Ramcharger).	P = Forward Control Chassis.	M = Motor Home.
<b>MEDIUM-HEAVY CODES:</b>	XNT = Low Cab Forward.	D = Conventional Cab.	S = School Bus. W = 4-Wheel Drive.

AR=Use as Required      # =New Part Number      Printed in U.S.A.      June, 1982

## GLASS & WEATHERSTRIP, SIDE PANEL CLUB CAB

8323 9500A





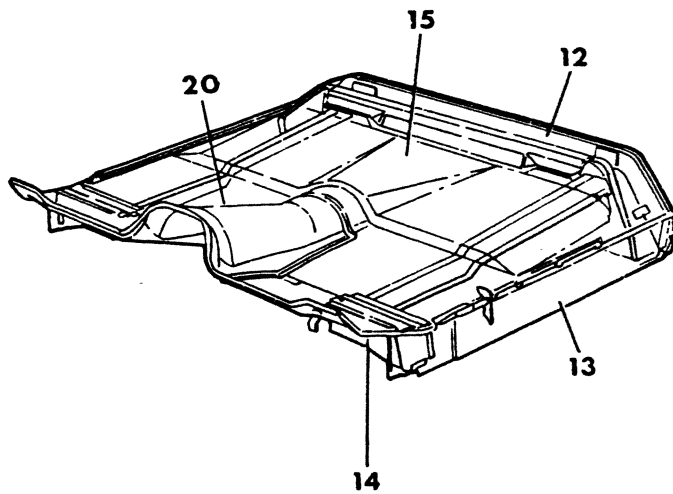
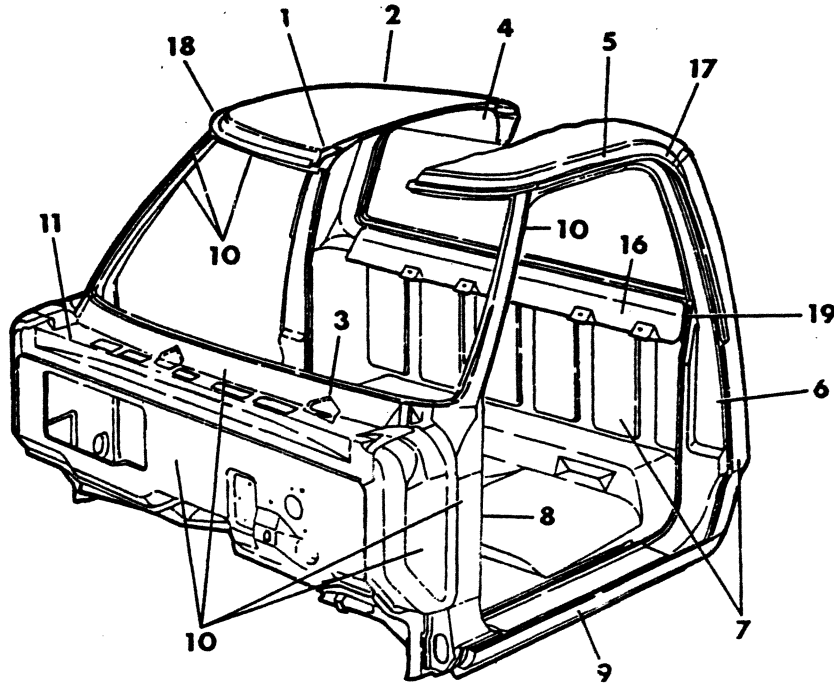
ITEM	PART NUMBER	QTY	MODEL	DESCRIPTION
<b>GLASS &amp; WEATHERSTRIP, SIDE PANEL CLUB CAB</b>				
1	3731 990	2		WEATHERSTRIP, Custom and Adventurer - 1978-9
	4160 646	2		1980-81
2	4033 386-7	1		GLASS, Clear w/Inscription - 1978-9
	4160 648-9	1		1980-81
	4033 388-9	1		GLASS, Tinted w/Inscription - 1978-9
	4160 650-1	1		1980-81
	4082 066-7	1		SUNSCREEN
3	3731 985	2		WEATHERSTRIP, Adv.Sport & S.E.w/Mylar Insert, 1978-9
	4160 645	2		1980-81
4	4113 056-7	1		GLASS, w/Band, Vented, Clear
	4113 058-9	1		Tinted
5	4113 066	2		LATCH, Vented Window
6	4113 793	2		WEATHERSTRIP, w/Vented Glass, 1978-9
	4168 409	2		1980-81
7	4081 578	2		RETAINER, Latch to Glass
	4084 164	4		GROMMET, Latch to Glass Retainer
	9411 579	2		PIN, Latch Handle to Latch Retainer
	4084 167	2		NUT, Latch to Glass Retainer
	4084 438	2		WASHER, Latch to Glass Retainer
	4084 911	2		RETAINER, Side Pnl. Wdo. w/Strip

**LIGHT** A = All Sport Utility (Ramcharger). B = All Compact Models. D = Conventional Cab.  
**DUTY** AD = 2 Wheel Drive Only (Ramcharger). CB-MB = Compact Front Section Only. W = Conventional Cab 4 Wheel Drive.  
**CODES:** AW = 4 Wheel Drive Only (Ramcharger). P = Forward Control Chassis. M = Motor Home.

**MEDIUM-HEAVY CODES:** XNT = Low Cab Forward. D = Conventional Cab. S = School Bus. W = 4-Wheel Drive.

BODY PANELS-CONVENTIONAL CAB  
A-D-W

8323 9600



BODY

# 1978-81 LIGHT DUTY TRUCK PARTS CATALOG

ITEM	PART NUMBER	QTY	MODEL	DESCRIPTION
<b>BODY PANELS-CONVENTIONAL CAB A-D-W</b>				
1	4038 382	1		PANEL, Roof Inner, Front - 1978
	4084 702	1		1979-80
	4212 161	1		1981
2	3494 256	1		PANEL, Roof Outer, 1978-79-80
	4166 212	1		1981
3	3738 367	1		REINFORCEMENT w/Nut, Cowl Plenum Upr. w/Shield Wiper Mtr. Mtg.
4	4038 746	1		PANEL, Roof Inner, Back 1978-79-80
	4212 171	1		1981
5	3494 306-7	1		PANEL, Front Dr. Header
6	3824 550	1		PILLAR, Side Lock, Frt. Right - 1978
	4113 306	1		Right, 1979-80
	4212 140	1		Right, 1981
	3899 947	1		Left - 1978
	4113 307	1		Left, 1979-80
	4212 141	1		Left, 1981
7	3734 232	1		PANEL, w/o Fuel Filler Tube Opening, 1978-79-80
	4212 194	1		1981
8	3494 811	1		PLUG, Cowl Hinge Access Hole
9	3824 540-1	1		PANEL, U/Body Side Sill - Up To 4-2-79
	4166 256-7	1	D-W	After 4-2-79 thru 80
	4212 312-3	1	D-W	1981
	3498 646	1	D-W	SHELL ASSY., w/Shield Cowl (1978)
10	4113 991	1	D-W	1979
	4212 757	1	D-W	1980
	4212 974	1	D-W	1981
	4211 908	1	D-W	PANEL, w/Shield Header, 1980-81
	3824 627	1	AD-AW	SHELL ASSY., w/Shield Cowl - 1978
	4113 990	1	AD-AW	1979
	4212 756	1	AD-AW	1980
	4212 974	1	AD-AW	1981
	4211 908	1	AD-AW	PANEL, w/Shield Header, 1980-81
	3494 803	2		BRACKET, Inst. Pnl. To Cowl Side (Not Shown)
11	4033 606	1		PANEL, Cowl Plenum Grille - 1978
	4087 326	1		1979-80
	4211 915	1		1981
	4215 558	1		BRACKET, Pnl. Cowl Plenum Strut Att. Ctr.- 1981
	4212 977	1		REINF. Pnl. Cowl Plenum Strut Att. Brkt. Ctr.-1981
12	3731 653	1	D-W	SILL, U/Body Rear Cross
	3731 983	1	AD-AW	SILL, U/Body Rear Cross, 1979-80
	4168 073	1	AD-AW	1981
	4033 722	2	D-W	REINFORCEMENT, U/Body Rr. Cross Sill Rear Hold Down
	4033 722	2	AD-AW	REINF.U/Body Rr. C/Sill Rr. Hold Down, 1978-79-80
13	4168 074	2	AD-AW	1981
	3737 986-7	1	A-D-W	REINFORCEMENT, U/Body Side Sill Pnl.,1978-79-80
	4212 310-1	1	A-D-W	1981
14	2480 957	2		PLUG, U/Body Side Sill Pnl.
	3731 396-7	1		REINFORCEMENT, U/Body Pnl. Frt. Hold Down
15	3731 334	1		U/Body Rear Cross Sill Hold Down
		1		PANEL, U/Body, (Order By Discription)

**LIGHT** A = All Sport Utility (Ramcharger). B = All Compact Models. D = Conventional Cab.  
**DUTY** AD = 2 Wheel Drive Only (Ramcharger). CB-MB = Compact Front Section Only. W = Conventional Cab 4 Wheel Drive.  
**CODES:** AW = 4 Wheel Drive Only (Ramcharger). P = Forward Control Chassis. M = Motor Home.

**MEDIUM-HEAVY CODES:** XNT = Low Cab Forward. D = Conventional Cab. S = School Bus. W = 4-Wheel Drive.

AR=Use as Required

# = New Part Number

Printed in U.S.A.

June, 1982

# 1978-81 LIGHT DUTY TRUCK PARTS CATALOG

BODY

ITEM	PART NUMBER	QTY	MODEL	DESCRIPTION
------	-------------	-----	-------	-------------

## BODY PANELS-CONVENTIONAL CAB A-D-W

16	4038 746	1		PANEL, Rear Inside Upper 1978-79-80
	4212 171	1		1981
17	3729 268-9	1	A-D-W	DRIP RAIL, Mldg. Roof Side
18	3494 295	1	A-D-W	DRIP RAIL, Mldg. Windshield Header, 1978-79-80
	4212 692	1	A-D-W	1981
	3494 542	2		CAP, Drip Rail Midg.
19	4033 720	1		REINFORCEMENT, Rear Panel
—	4033 723	1		REINFORCEMENT, Outer Pnl. to Side Lock Plr. Upper
	4033 727	1		Lower
20	3739 446	1		COVER, U/Body Trans.

<b>LIGHT</b>	A = All Sport Utility (Ramcharger).	B = All Compact Models.	D = Conventional Cab.
<b>DUTY</b>	AD = 2 Wheel Drive Only (Ramcharger).	CB-MB = Compact Front Section Only.	W = Conventional Cab 4 Wheel Drive.
<b>CODES:</b>	AW = 4 Wheel Drive Only (Ramcharger).	P = Forward Control Chassis.	M = Motor Home.

**MEDIUM-HEAVY CODES:** XNT = Low Cab Forward. D = Conventional Cab. S = School Bus. W = 4-Wheel Drive.

AR=Use as Required

# = New Part Number

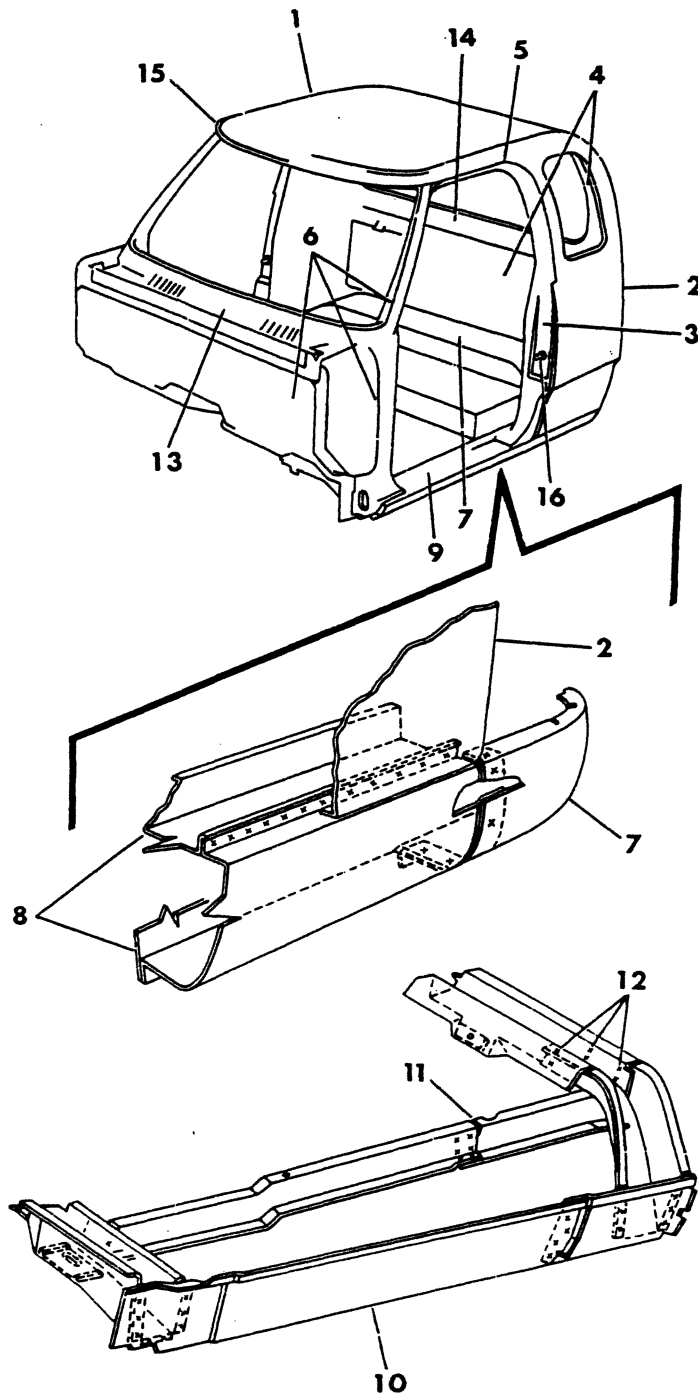
Printed in U.S.A.

June, 1982



BODY PANELS - D1-2-3, W1-2  
CLUB CAB

8323 9700



ITEM	PART NUMBER	QTY	MODEL	DESCRIPTION
<b>BODY PANELS - D1-2-3, W1-2 CLUB CAB</b>				
1	3729 006	1		PANEL, Roof, Outer, 1978-79-80
	4212 159	1		1981
	4084 704	1		Inner, 1978-79-80
	4212 169	1		Inner, 1981
2	3729 010-1	1		PANEL, Cab Side, Outer 1978-79-80
	4212 148-9	1		1981
	3899 176-7	1		Inner, 1978
	4113 186-7	1		Inner, 1979-80-81
3	3824 548	1		PILLAR, Door Lock, Right, 1978
	3899 945	1		Left, 1978
	4113 308-9	1		1979-80
	4212 152-3	1		1981
	3899 326-7	1		REINFORCEMENT, Shoulder Belt Retractor
4	3734 232	1		PANEL, Rear, Outer, 1978-79-80
	4212 194	1		1981
5	3729 026-7	1		PANEL, Door Header
6	4113 991	1		SHELL ASSY., w/Shield Cowl, 1978-79
	4212 757	1		1980
	4212 974	1		1981
	4211 908	1		PANEL, w/Shield Header, 1980-81
7	3729 004-5	1		PANEL, Side Sill Rear
8	3837 108	2		PANEL, Sill, Center
9	3824 540-1	1		PANEL, Sill, Front, Up To 4-2-79
	4166 256-7	1		After 4-2-79 thru 80
	4212 312-3	1		1981
10	3737 986-7	1		REINFORCEMENT, Side Sill, 1978-79-80
	4212 310-1	1		1981
11	3729 032	2		EXTENSION, Longitudal Rail
12	4033 722	2		REINFORCEMENT, Cross Sill Hold Down
13	4033 606	1		GRILLE, Cowl Plenum, 1978
	4087 326	1		1979-80
	4211 915	1		1981
14	3731 950	1		PANEL, Rear, Inside, Upper
15	3729 030-1	1		DRIP RAIL
16	3494 901	2		STRIKER, Door
--	3739 106-7	1		FILLER, U/Body To Side Pnl. (Not Shown)

LIGHT A = All Sport Utility (Ramcharger).

B = All Compact Models.

D = Conventional Cab.

DUTY AD = 2 Wheel Drive Only (Ramcharger).

CB-MB = Compact Front Section Only.

W = Conventional Cab 4 Wheel Drive.

CODES: AW = 4 Wheel Drive Only (Ramcharger).

P = Forward Control Chassis.

M = Motor Home.

MEDIUM-HEAVY CODES: XNT = Low Cab Forward. D = Conventional Cab. S = School Bus. W = 4-Wheel Drive.

AR=Use as Required

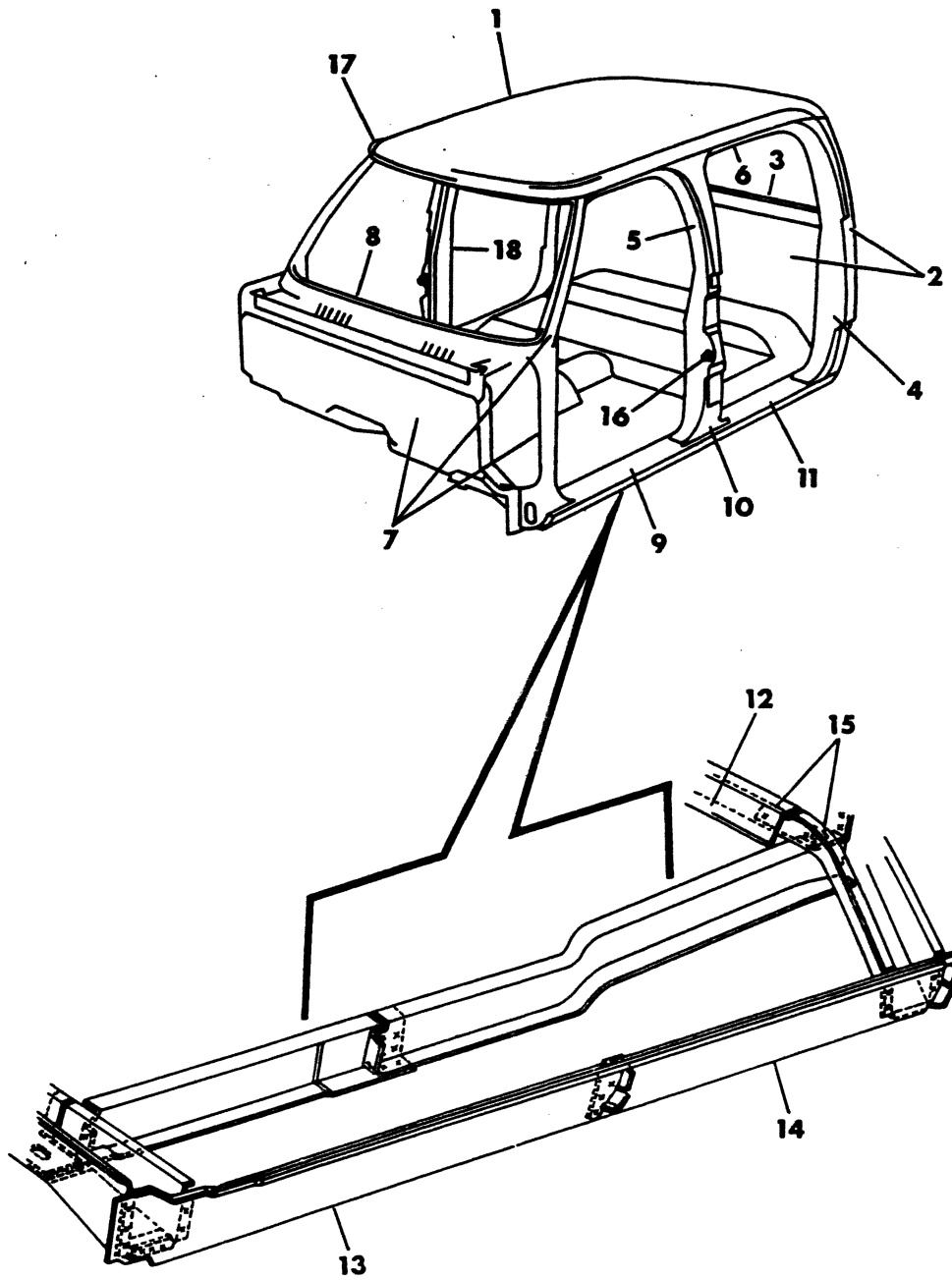
# =New Part Number

Printed in U.S.A.

June, 1982

8323 9800A

## BODY PANELS - D2-3, W2 CREW CAB





ITEM	PART NUMBER	QTY	MODEL	DESCRIPTION
<b>BODY PANELS - D2-3, W2 CREW CAB</b>				
1	3494 418	1		PANEL, Roof Outer
	4038 382	1		Inner, Front, 1978
	4084 702	1		Inner, Front, 1979-80
	4212 161	1		Inner, Front, 1981
	3494 419	1		Inner, Rear
	3494 420	1		SPACER, Inner to Outer Panel
2	3734 232	1		PANEL, Rear, Outer, 1978-79-80
	4212 194	1		1981
3	4038 746	1		PANEL, Rear, Inside, Upper 1978-79-80
	4212 171	1		1981
4	3899 947	1		PILLAR, Rear Door Lock, Left, 1978
	3824 550	1		Right, 1978
	4113 306-7	1		1979-80
	4212 140-1	1		1981
5	3639 195	2		RETAINER, Door Pillar Striker
	3498 952-3	1		PILLAR, Center
	3639 195	2		RETAINER, Door Pillar Striker
	4038 744	2		REINFORCEMENT, Shoulder Belt Mounting
	3899 326-7	1		REINFORCEMENT, Shoulder Belt Retractor
	3899 354	2		REINFORCEMENT, Seat Belt Anchor
6	3494 440-1	1		PANEL, Door Header
7	3498 646	1		SHELL ASSY., w/Shield Cowl- 1978
	4113 991	1		1979
	4212 757	1		1980
	4212 974	1		1981
	4211 908	1		PANEL, w/Shield Header, 1980-81
8	4033 606	1		GRILLE, Cowl Plenum, 1978
	4087 326	1		1979-80
	4211 915	1		1981
9	3494 432-3	1		PANEL, Sill, Front, 1978-79-80
	4212 312-3	1		1981
10	3899 411	2		PANEL, Sill, Center
11	3824 540-1	1		PANEL, Sill, Rear, 1978-79-80
	4212 312-3	1		1981
12	3731 653	1		SILL, Rear Cross
13	3737 986-7	1		REINFORCEMENT, Side Sill, 1978-79-80
	4212 310-1	1		1981
14	3494 434-5	1		EXTENSION, Side Sill Reinforcement
15	4033 722	2		REINFORCEMENT, Rear Cross Sill
16	3494 901	4		STRIKER, Door
17	3729 270-1	1		DRIP RAIL, Cab
18	4038 750-1	1		PANEL, Center Pillar, Inner

LIGHT A = All Sport Utility (Ramcharger).

B = All Compact Models.

D = Conventional Cab.

DUTY AD = 2 Wheel Drive Only (Ramcharger).

CB-MB = Compact Front Section Only.

W = Conventional Cab 4 Wheel Drive.

CODES: AW = 4 Wheel Drive Only (Ramcharger).

P = Forward Control Chassis.

M = Motor Home.

MEDIUM-HEAVY CODES: XNT = Low Cab Forward. D = Conventional Cab. S = School Bus. W = 4-Wheel Drive.

AR=Use as Required

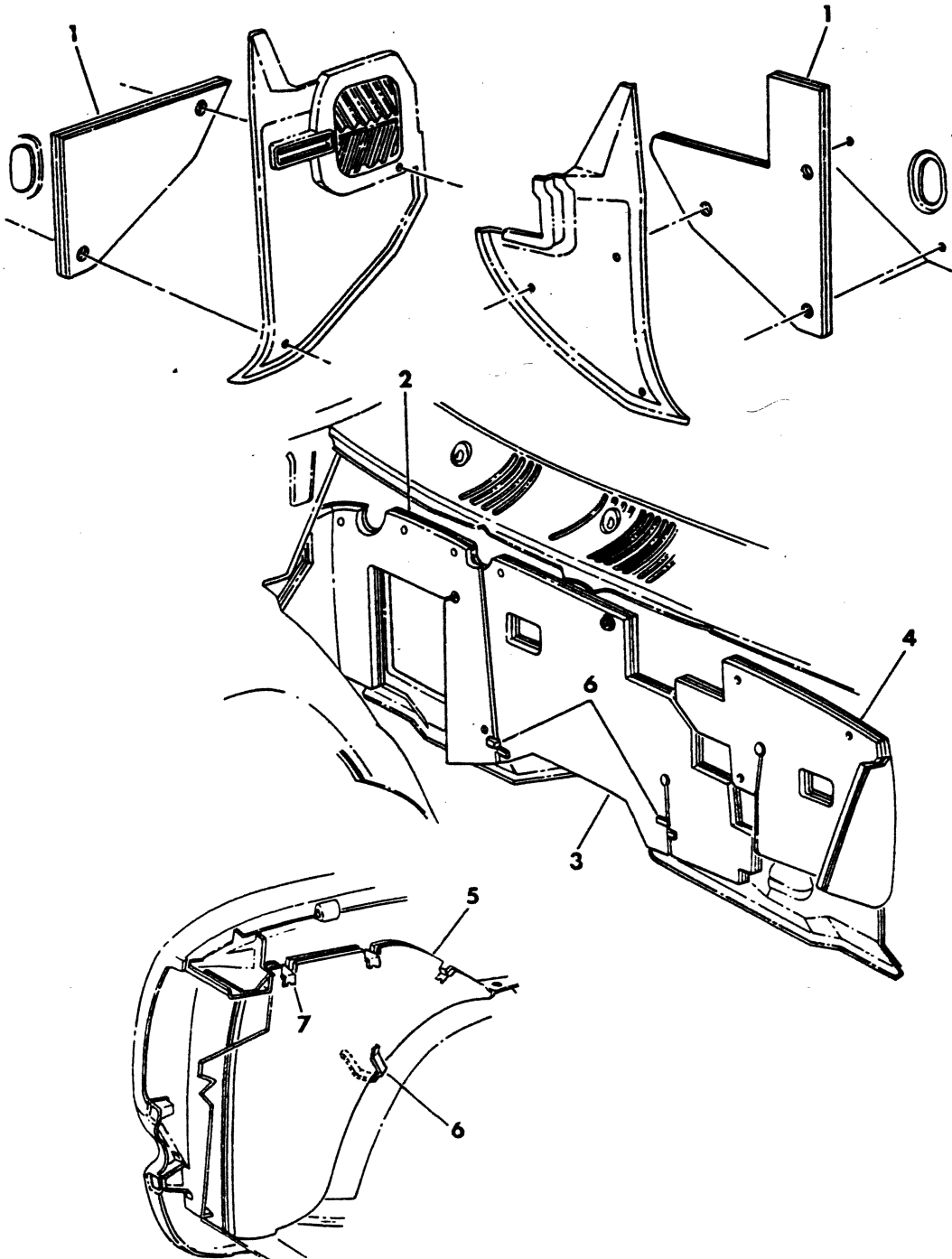
# = New Part Number

Printed in U.S.A.

June, 1982

INSULATION, BODY - WITH DIESEL  
D - W

8323 9900



ITEM	PART NUMBER	QTY	MODEL	DESCRIPTION
------	-------------	-----	-------	-------------

**INSULATION, BODY - WITH DIESEL  
D - W**

1	3762 862	1		INSULATION, Cowl Inside Panel, 36"x72" Flat Stock (Cut to Fit)
2	4118 632	1		INSULATION, Dash Panel, Right, 1978-79-80
3	4118 634	1		INSULATION, Dash Panel, Center - 1978-9
	4166 055	1		1980
4	4118 633	1		INSULATION, Dash Panel, Left, 1978-79-80
5	4087 272-3	1		INSULATION, Front Fender, 1978-79-80
6		AR		CLIP (Not Serviced)
7		AR		CLIP (Not Serviced)

<b>LIGHT</b>	A = All Sport Utility (Ramcharger).	B = All Compact Models.	D = Conventional Cab.
<b>DUTY</b>	AD = 2 Wheel Drive Only (Ramcharger).	CB-MB = Compact Front Section Only.	W = Conventional Cab 4 Wheel Drive.
<b>CODES:</b>	AW = 4 Wheel Drive Only (Ramcharger).	P = Forward Control Chassis.	M = Motor Home.

---

**MEDIUM-HEAVY CODES:** XNT = Low Cab Forward. D = Conventional Cab. S = School Bus. W = 4-Wheel Drive.

AR = Use as Required      # = New Part Number      Printed in U.S.A.      June, 1982

