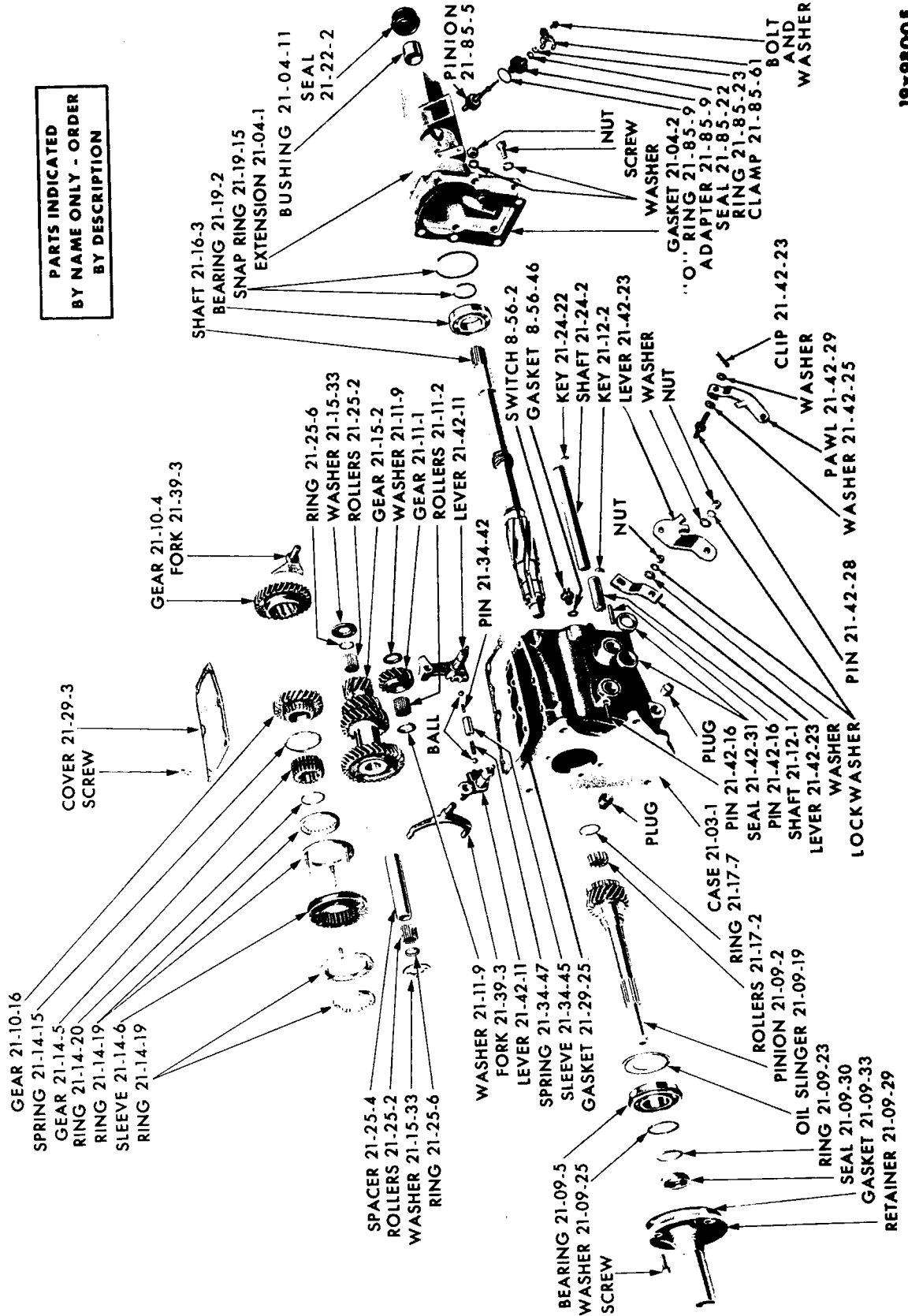
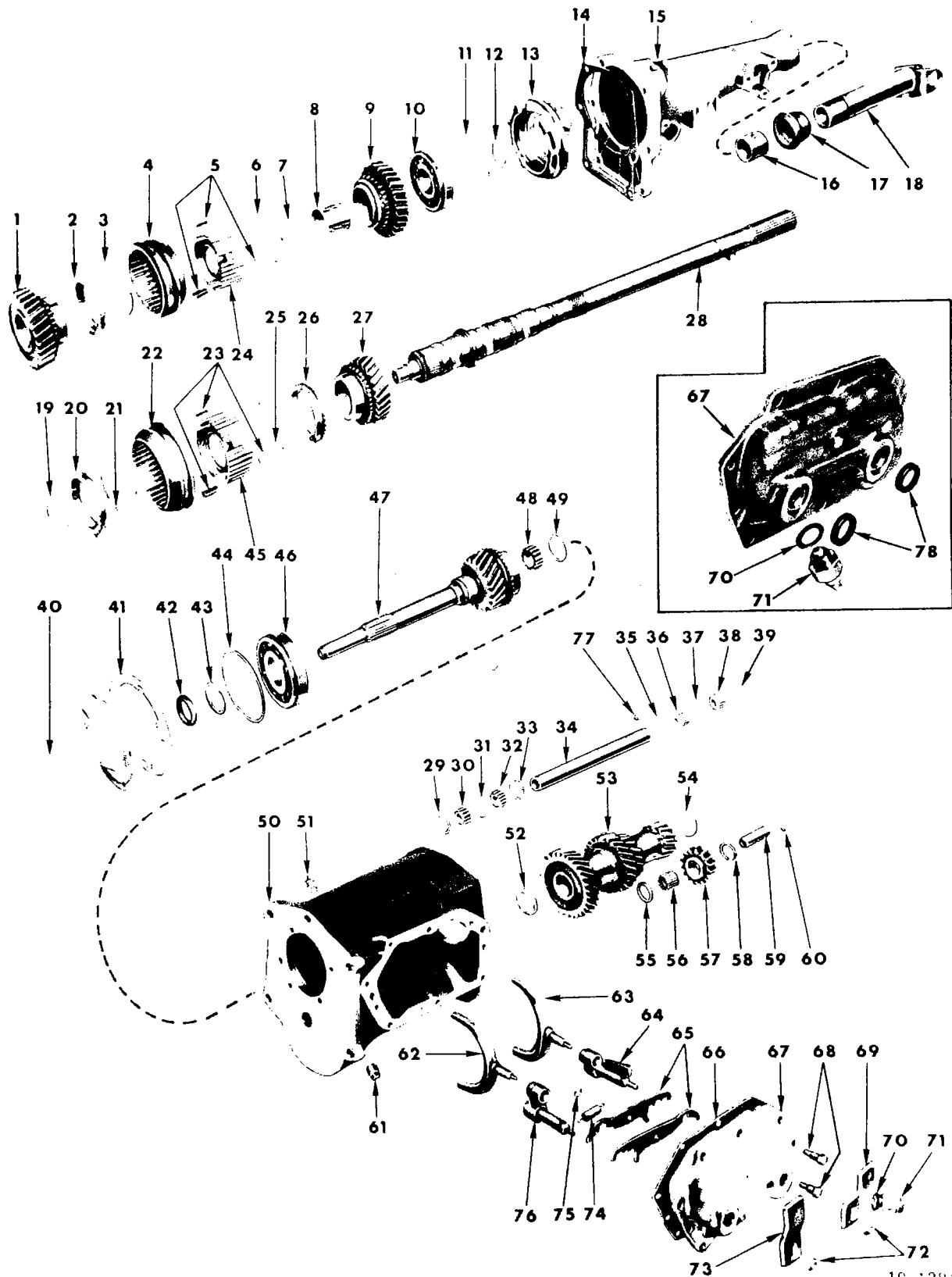


GROUP 21 - TRANSMISSION MANUAL

PARTS INDICATED
BY NAME ONLY - ORDER
BY DESCRIPTION



19x9900F

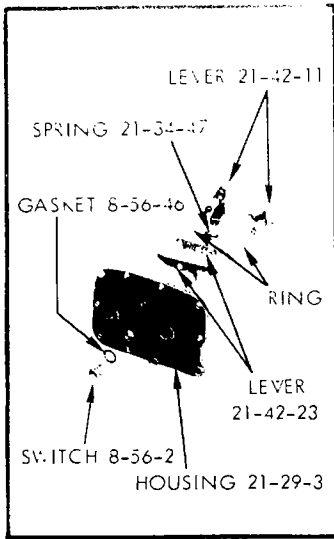


19-12847B

MANUAL 3 SPEED TRANSMISSION - A-230

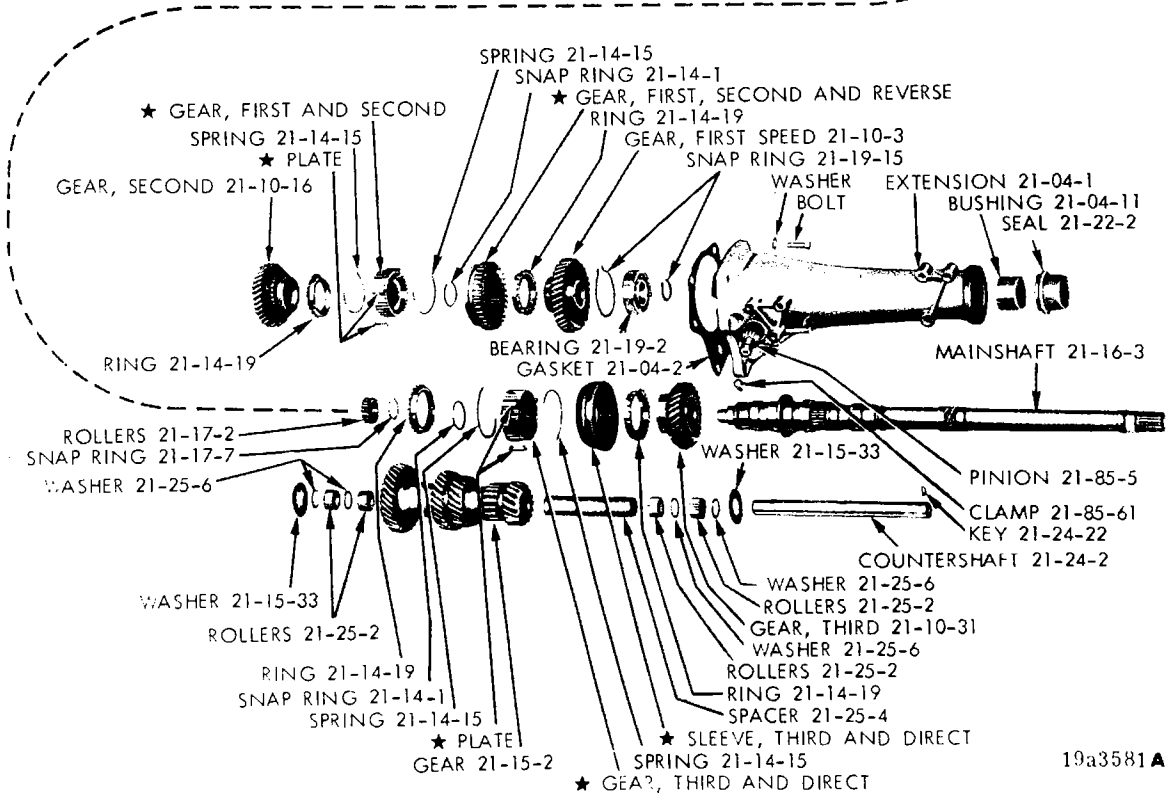
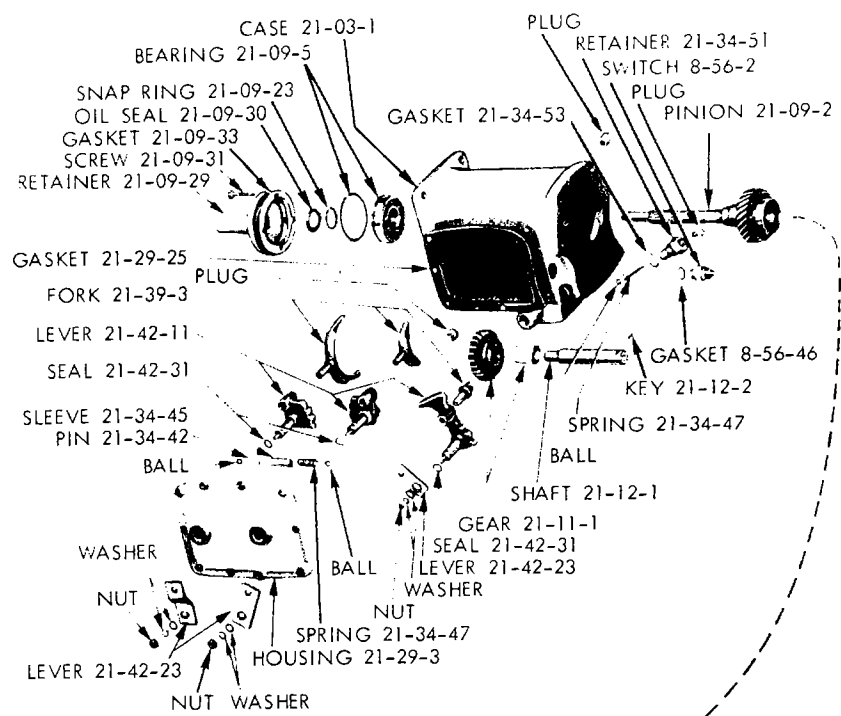
Ref. No.	Name	Part Type Code	Ref. No.	Name	Part Type Code
1	Gear, Low	21-10-3	40	Retainer	21-09-29
2	Ring	21-14-19	41	Gasket	21-09-33
3	Spring	21-14-15	42	Seal	21-09-30
4	Sleeve (Serviced in 21-14-1)		43	Snap Ring	21-09-23
5	Strut (Serviced in 21-14-1)		44	Snap Ring	21-09-23
6	Spring	21-14-15	45	Gear (Serviced in 21-14-1)	
7	Snap Ring	21-14-20	46	Bearing	21-09-5
8	Bushing (Serviced in 21-10-72)		47	Pinion, Drive	21-09-2
9	Gear, Reverse	21-10-72	48	Roller	21-17-2
10	Bearing	21-19-2	49	Snap Ring	21-17-7
11	Snap Ring	21-19-15	50	Case	21-03-1
12	Snap Ring	21-19-15	51	Plug, Filler (1/2"-14)	
13	Retainer	21-23-2	52	Washer	21-15-33
14	Gasket	21-04-2	53	Gear, Countershaft	21-15-2
15	Extension	21-04-1	54	Washer	21-15-33
16	Bushing	21-04-11	55	Washer	21-11-9
17	Seal	21-22-2	56	Roller	21-11-2
18	Yoke	16-20-1	57	Gear	21-11-1
19	Snap Ring	21-14-20	58	Washer	21-11-9
20	Ring	21-14-19	59	Shaft	21-12-1
21	Spring	21-14-15	60	Key	21-12-2
22	Sleeve (Serviced in 21-14-1)		61	Plug, Drain	
23	Strut (Serviced in 21-14-1)		62	Fork	21-39-3
24	Gear (Serviced in 21-14-1)		63	Fork	21-39-3
25	Spring	21-14-15	64	Lever	21-42-11
26	Ring	21-14-19	65	Lever, Interlock	21-42-23
27	Gear, Second	21-10-16	66	Gasket	21-29-25
28	Shaft, Output	21-16-3	67	Housing	21-29-3
29	Washer	21-25-6	68	Bolt	21-29-3
30	Roller	21-25-2	69	Lever	21-42-23
31	Washer	21-25-6	70	Gasket	8-56-46
32	Roller	21-25-2	71	Switch	8-56-2
33	Washer	21-25-6	72	Nut, Locking	
34	Countershaft	21-24-2	73	Lever	21-42-23
35	Washer	21-25-6	74	Spring	21-34-47
36	Roller	21-25-2	75	Snap Ring	
37	Washer	21-25-6	76	Lever	21-42-11
38	Roller	21-25-2	77	Key	21-24-22
39	Washer	21-25-6	78	Seal	21-42-31

PARTS INDICATED BY NAME ONLY - ORDER BY DESCRIPTION

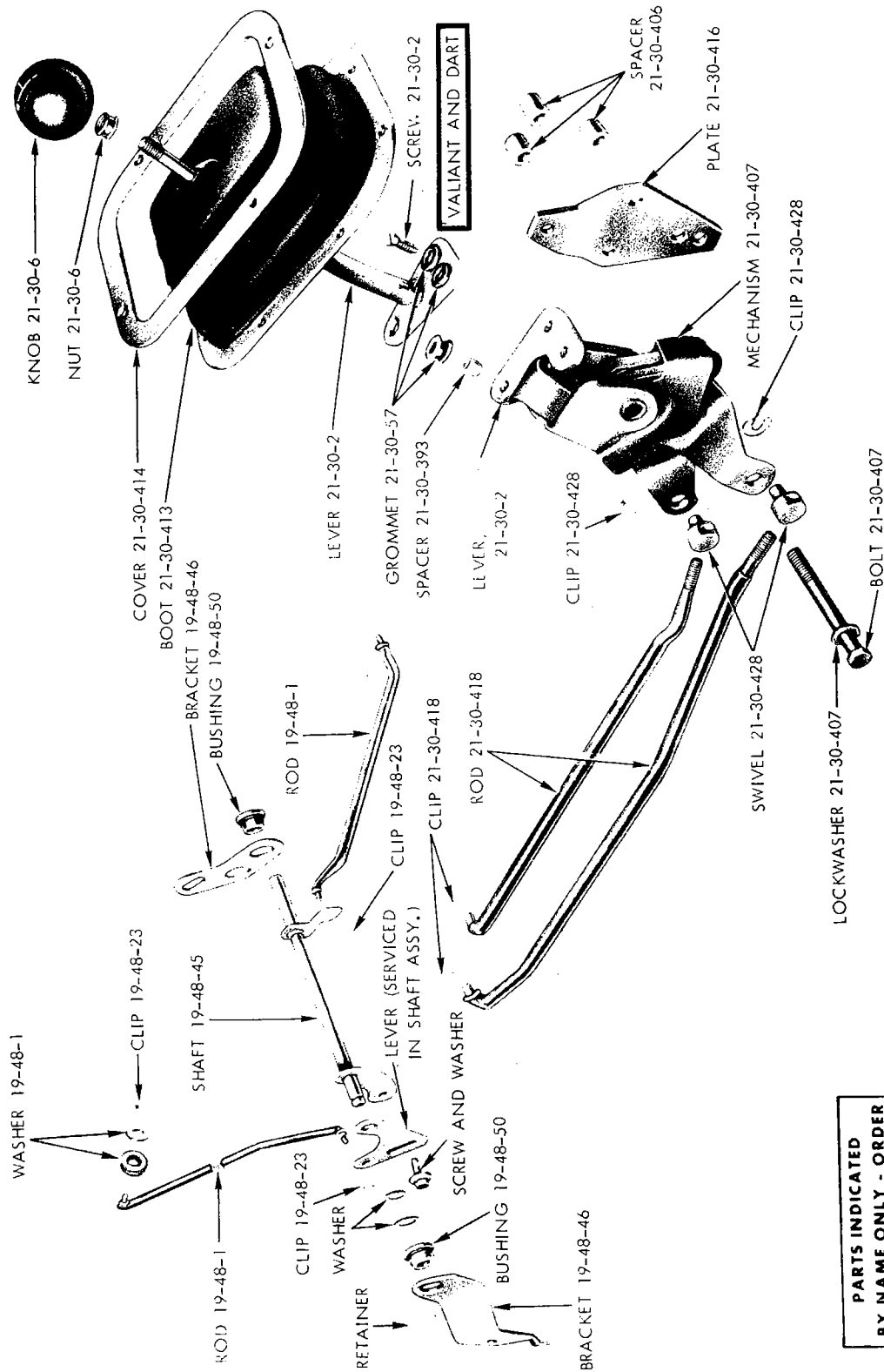


★SERVICED IN 21-14-1

**PARTS INDICATED
 BY NAME ONLY - ORDER
 BY DESCRIPTION**



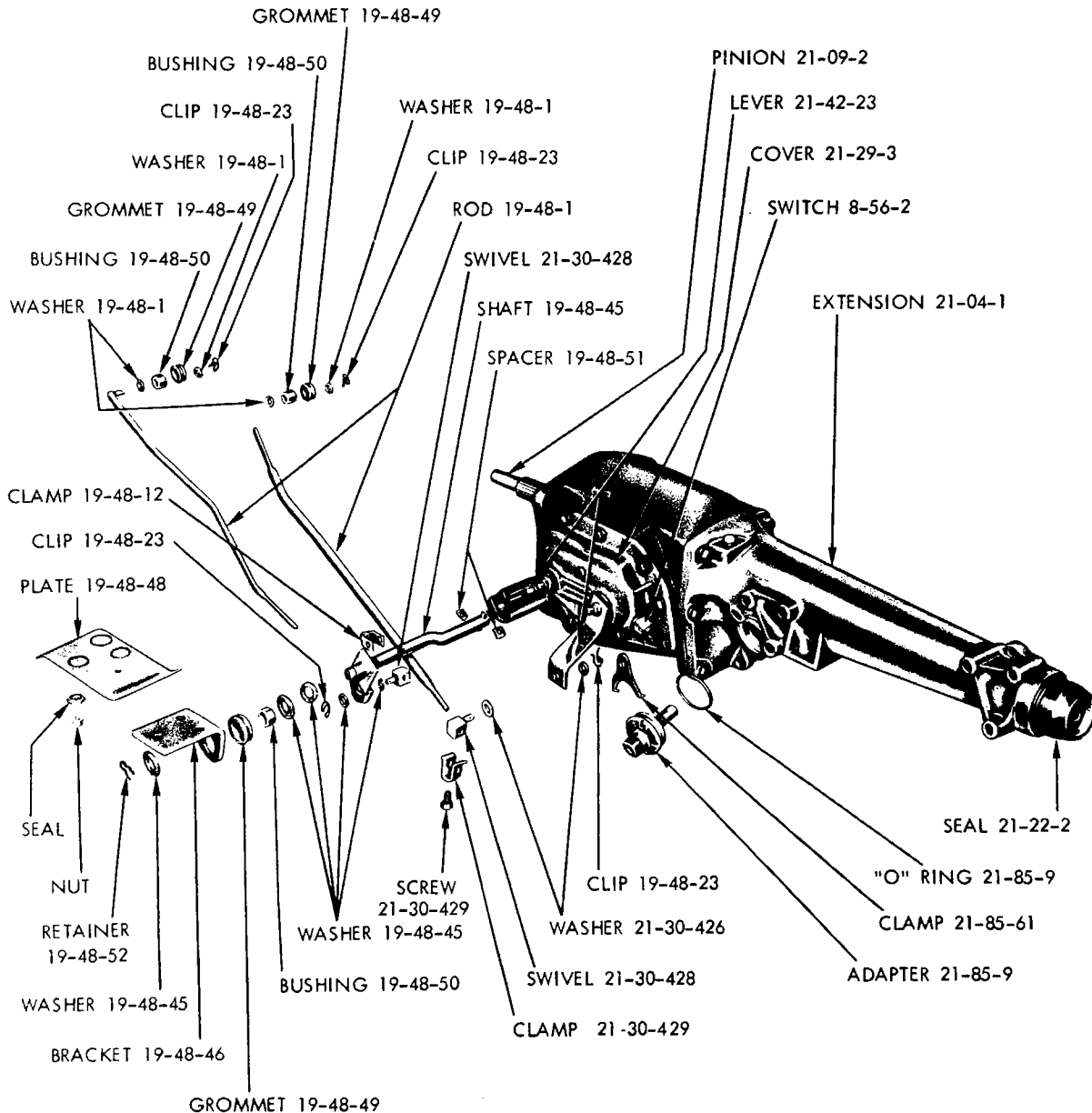
19a3581A



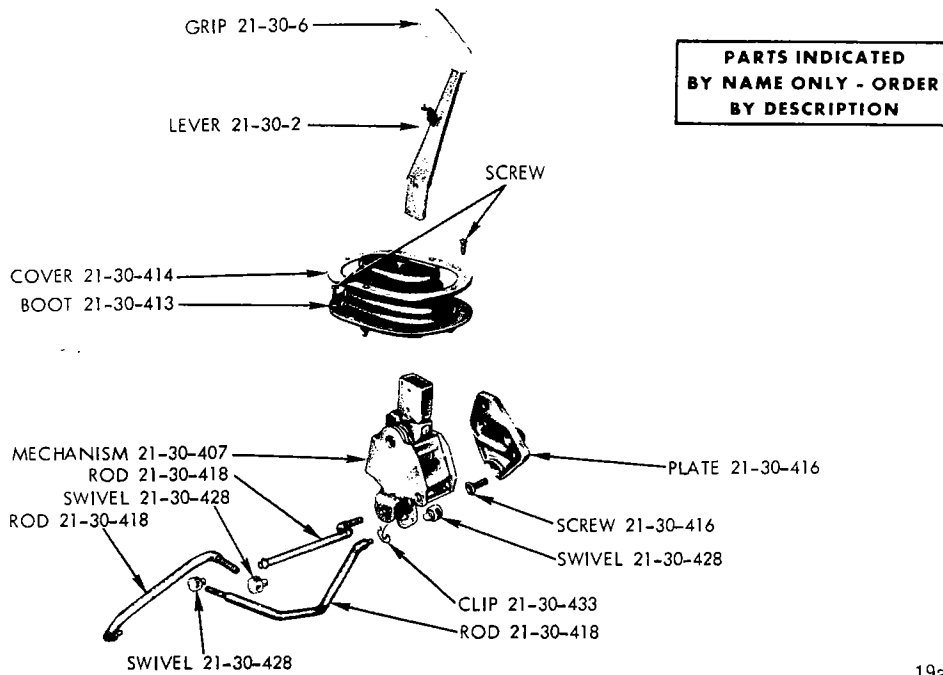
**PARTS INDICATED
BY NAME ONLY - ORDER
BY DESCRIPTION**

MANUAL 3 SPEED TRANSMISSION CONTROLS (WITHOUT CONSOLE) - ALL EXCEPT
PLYMOUTH, DODGE, CHRYSLER AND IMPERIAL

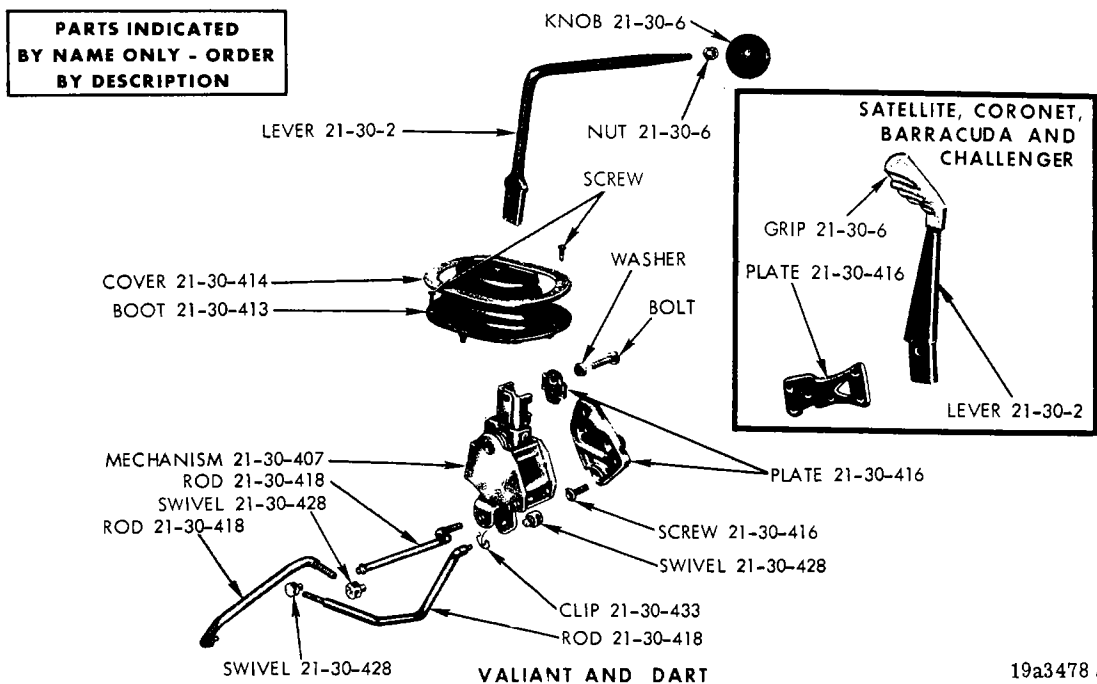
19a3094 A



**PARTS INDICATED
BY NAME ONLY - ORDER
BY DESCRIPTION**



MANUAL 4 SPEED TRANSMISSION CONTROLS (HURST TYPE) - 1970



CODE	PART NAME	ENG. TYPE OR CU. IN.	V	B	L	R	W	P	D	C	C	C	Y	PART NUMBER

MANUAL TRANSMISSION

21-02-0 TRANSMISSION

NOTE: Transmission component parts for the transmission assemblies shown in code 21-02-1 below are catalogued in charted style after code 21-119-11. The respective service transmission part number and complete type code (A903-A230 etc.) is designated at the top of each chart column, and must be verified before specifying components.

21-02-1	TRANSMISSION, w 198, 225 and 318 Eng., w 3 Speed Trans., A230	70	1	—	1	—	—	—	—	—	—	—	—	3410 693
	w 198, 225 and 318 Eng., w 3 Speed Trans., A230	71	1	—	1	—	—	—	—	—	—	—	—	3515 833
	w 198 and Std. 225 Eng., Column Shift, w 3 Speed Trans., A903	71	6	1	—	1	1	1	—	—	—	—	—	3410 785
	w 225 Eng., Export, w 4 Speed Trans., A833	71	6	1	—	1	—	—	—	—	—	—	—	3410 758
	w 225 Eng., Export, w 4 Speed Trans., A833	70	6	1	—	1	—	—	—	—	—	—	—	3410 699
	w 318 Eng., Export, w 4 Speed Trans., A833	70	8	1	—	1	—	—	—	—	—	—	—	3410 681
	V, L, w 318 Eng., Export, V, L, w 340 Eng., w 4 Speed Trans., A833	71	8	1	—	1	—	—	—	—	—	—	—	3410 759
	w 340 Eng., w 3 Speed Trans., Floor Shift, A230	71	8	1	—	1	—	—	—	—	—	—	—	3515 832
	w 340 Eng., Floor Shift, A230	70	8	1	—	1	—	—	—	—	—	—	—	3410 747
	V, L, w 198 and 225 Eng., R, W, w 225 Eng., w 3 Speed Trans., A903	70	6	1	—	1	1	1	—	—	—	—	—	3410 612
	w 340 Eng., w 4 Speed Trans., A833	70	8	1	—	1	—	—	—	—	—	—	—	3410 681
	w 225 Eng., Export, w 4 Speed Trans., A833	70	6	—	1	—	—	—	—	—	—	—	—	3410 679
	B, J, w 198, 225 and 318 Eng., Floor Shift, R, W, w 225 Police and Taxi Type Eng., R, W, w 318 Eng., P, D, w 225 and 318 Eng., Column Shift, w 3 Speed Trans., A230	71	—	1	—	1	1	1	1	—	—	—	—	3515 834
	w 318 Eng., w 2 bbl. Carb. and 340 Eng., w 4 bbl. Carb., w 4 Speed Trans., A833	70	8	—	1	—	—	—	—	—	—	—	—	3410 697
	w 340 Eng., w 6 bbl. Carb., w 4 Speed Trans., A833	70	8	—	1	—	—	—	—	—	—	—	—	3410 790
	w 340 Eng., Floor Shift, A230	70	8	—	1	—	—	—	—	—	—	—	—	3410 766
	w 340 Eng., w 4 Speed Trans., A833	71	8	—	1	—	1	1	—	—	—	—	—	3410 763
	B, J, R, W, w 340 Eng., Floor Shift, P, D, C1, w 360 Eng., Column w 3 Speed Trans., A230	71	8	—	1	—	1	1	1	1	—	—	—	3515 836
	w 383 4 bbl. Carb., w 4 Speed Trans., A833	70	8	—	1	—	1	1	—	—	—	—	—	3410 682
	B, J, R, W, w 383 Eng., Floor Shift, P, D, C, w 383 Eng., Column Shift, w 3 Speed Trans., A230	71	8	—	1	—	1	1	1	1	—	—	—	3515 835
	w 383 4 bbl. Carb., w 4 Speed Trans., A833	71	8	—	1	—	1	1	—	—	—	—	—	3410 760
	w 426 and 440 Eng., w 4 Speed Trans., A833	70	8	—	1	—	1	1	—	—	—	—	—	3410 683
	w 426 and 440 Eng., w 4 Speed Trans., A833	71	8	—	1	—	1	1	—	—	—	—	—	3410 761

CARLINES

J - Challenger
B - Barracuda

V - Valiant
L - Dart

R - Belvedere - Satellite
W - Coronet - Charger

P - Plymouth
D - Dodge

C - Chrysler
Y - Imperial

AR Indicates use as required.

Indicates parts not listed in any previous parts book.

Numerals in parentheses () refer to notes.

★ Indicates change or addition.

Printed in U.S.A.
January 1972

CODE	PART NAME	ENG. TYPE OR CU.IN.	V	B	L	R	W	P	D	C	C	C	Y	PART NUMBER
			1-2	1-2	1-2	1-2	1-2	1-2	1-2	1	2	3	1	

MANUAL TRANSMISSION

21-02-0 TRANSMISSION Cont'd.

21-02-1 TRANSMISSION Cont'd.

B, J, w 198, 225 and 318 Eng., R, W, P, D, w 225 and 318 Eng., w 3 Speed Trans., A230	70		—	1	—	1	1	1	1	—	—	—	—	3410 694
B, J, R, W, w 383 4 bbl. carb., P, D, C1, w 383 2 bbl. carb., w 3 Speed Trans. A230	70	8	—	1	—	1	1	1	1	1	—	—	—	3410 695
w 383 Eng., w 4 Speed Trans., Temporary Substitution) A833 71	71	8	—	—	—	1	1	—	—	—	—	—	—	3410 791

21-30-0 TRANSMISSION GEARSHIFT LEVER AND RODS

21-30-2

LEVER, Gearshift Selector, Upper, Floor

Shift, w 3 Speed Trans., w o Knob			1	—	1	—	—	—	—	—	—	—	—	2996 478
w 4 Speed Trans., w o Knob, w o Console			1	—	1	—	—	—	—	—	—	—	—	2996 313
Gearshift Control, w 4 Speed Trans., w o Knob, w Console			1	—	1	—	—	—	—	—	—	—	—	2996 314
Lwr., w 3 Speed Trans., Floor Shift, Fits Into top of mechanism			1	1	1	1	1	—	—	—	—	—	—	2950 950
Strg. Column Gearshift, w 3 Speed Trans., w Knob	70		1	—	1	1	1	—	—	—	—	—	—	3575 085
Strg. Column Gearshift, w 3 Speed Trans., w Knob	71		1	—	1	1	1	—	—	—	—	—	—	3575 085
Gearshift Selector, Upper, w 3 Speed Trans., Floor Shift, w o Knob	70		—	1	—	—	—	—	—	—	—	—	—	2950 943
Gearshift Selector, Upper, w 3 Speed Trans., Floor Shift, w o Knob	71		—	1	—	1	1	—	—	—	—	—	—	2950 943
Gearshift Selector, Upper, w 3 Speed Trans. Floor Shift, w o Knob w Sharp Lower Bend	71		—	—	—	1	1	—	—	—	—	—	—	3467 687
w 4 Speed Trans., w Grips, Lens and Bezel			—	1	—	—	—	—	—	—	—	—	—	2996 461
w 4 Speed Trans., w o Console, w Grips, Lens and Bezel	70		—	—	—	1	1	—	—	—	—	—	—	2996 462
w 4 Speed Trans., w Console, w Grips, Lens and Bezel	70		—	—	—	1	1	—	—	—	—	—	—	2996 463
w 4 Speed Trans., w Grips, Lens and Bezel, w Bucket Seats, w o Center Frt. Seat	71		—	—	—	1	1	—	—	—	—	—	—	2996 461
w 4 Speed Trans., w Grips, Lens and Bezel, w Bench Seat or w Bucket Seats, w Center Frt. Seat	71		—	—	—	1	1	—	—	—	—	—	—	3467 638
w 3 Speed Trans., Floor Shift, Upper, w Console, w o Knob	70		—	—	—	1	1	—	—	—	—	—	—	2996 497
w 3 Speed Trans., Floor Shift, Upper, w o Console, w o Knob	70		—	—	—	1	1	—	—	—	—	—	—	2996 312
w 3 Speed Trans., Strg. Column Gearshift, w Tilt Wheel, w Knob, Saginaw Blt.	71		—	—	—	1	1	1	1	—	—	—	—	3467 199
Strg. Column Gearshift, w 3 Speed Trans., w Knob	70		—	—	—	—	—	1	1	1	—	—	—	2950 968
w 3 Speed Trans. w Knob PIN, Column Spring	71		—	—	—	—	—	1	1	1	—	—	—	3575 087
	70		1	1	1	1	1	1	1	1	—	—	—	9412 281

CARLINES

J - Challenger
B - Barracuda

V - Valiant
L - Dart

R - Belvedere - Satellite
W - Coronet - Charger

P - Plymouth
D - Dodge

C - Chrysler
Y - Imperial

AR Indicates use as required.

Indicates parts not listed in any previous parts book.

Numerals in parentheses refer to notes.

★ Indicates change or addition.

Printed in U.S.A.
January 1972

CODE	PART NAME	ENG. TYPE OR CU.IN.	V	B	L	R	W	P	D	C	C	C	Y	PART NUMBER
			1-2	1-2	1-2	1-2	1-2	1-2	1-2	1	2	3	1	
MANUAL TRANSMISSION														
21-30-0 TRANSMISSION GEARSHIFT LEVER AND RODS Cont'd.														
21-30-2	LEVER Cont'd.													
	Column Shift Spring, w/o Tilt	71	1	1	1	1	1	1	1	1	—	—	—	9412 281
	Column Shift Spring, w/ Tilt	71	—	—	—	1	1	1	1	1	—	—	—	152 233
	SCREW, w Washer, Shift Lever Base to top of Mechanism, w/3 Speed Floor Shift		3	3	3	3	3	—	—	—	—	—	—	6028 606
21-30-6	KNOB, Gearshift Selector, w/4 Speed Trans.		1	—	1	—	—	—	—	—	—	—	—	2950 213
	w/3 Speed Trans., Floor Shift, w/Shift Pattern, 1.88" O.D., 3/8"-24	70	1	1	1	1	1	—	—	—	—	—	—	2950 217
	w/3 Speed Trans., Floor Shift, w/o Shift Pattern, Black 1.88" O.D.	70	1	1	1	1	1	—	—	—	—	—	—	2996 480
	w/3 Speed Trans., Floor Shift, w Shift Pattern, Black, 1.81" O.D., 3/8"-16 L.H. Thread		1	1	1	1	1	—	—	—	—	—	—	3467 683
	Strg. Column Gearshift Lever, w 3 Speed Trans.	70	1	—	1	—	—	—	—	1	—	—	—	2883 402
	w/3 Speed Trans.	71	1	—	1	1	1	1	1	1	—	—	—	2883 402
	GRIP, Gearshift Selector Lever, w 4 Speed, Rt.		—	1	—	1	1	—	—	—	—	—	—	2996 466
	Lt.		—	1	—	1	1	—	—	—	—	—	—	2996 467
	SCREW, Grip		—	3	—	3	3	—	—	—	—	—	—	9431 606
	NUT, Knob	70	1	1	1	1	1	—	—	—	—	—	—	6026 132
		71	1	1	1	1	1	—	—	—	—	—	—	6029 094
21-30-19	COVER, Gearshift Indicator Hole, w/Black Face		—	—	—	—	—	1	1	—	—	—	—	2927 067
	w/Black Face, 2 53/64" Lgh.		—	—	—	—	—	—	—	1	—	—	—	2927 258
	SCREW, Mtg.		—	—	—	—	—	2	—	—	—	—	—	6024 654
21-30-21	LENS, Gearshift Selector Lever, w/4 Speed Trans., w/Shift Pattern		—	1	—	1	1	—	—	—	—	—	—	2996 464
21-30-22	PIN, Gearshift Selector Lever, w/3 Speed Trans., Floor Shift, w/Hole		1	1	1	1	1	—	—	—	—	—	—	2534 515
21-30-38	BUSHING, Gearshift Control Rod, w/3 and 4 Speed Trans.	71	1	1	1	1	1	—	—	—	—	—	—	3467 245
21-30-43	SPRING, Gearshift Selector Lever, w/3 Speed Trans., Floor Shift		1	1	1	1	1	—	—	—	—	—	—	2996 305
21-30-57	GROMMET, Gearshift Selector Lever, Upper, w/3 Speed Trans., Floor Shift		3	3	3	3	3	—	—	—	—	—	—	2660 374
21-30-393	SPACER, Gearshift Selector Lever, Upper, w/3 Speed Trans., Floor Shift		3	3	3	3	3	—	—	—	—	—	—	2996 477
21-30-401	LOCK, Gearshift Operating Lever Reverse, w/3 Speed Trans., Shift		1	1	1	1	1	—	—	—	—	—	—	3467 020
21-30-403	HOUSING, Gearshift Selector Lever, w/3 Speed Trans., w/Floor Shift		1	1	1	1	1	—	—	—	—	—	—	2950 652
21-30-406	SPACER, Gearshift Mechanism Mounting, w/3 Speed Trans., w/Floor Shift		3	—	3	—	—	—	—	—	—	—	—	2996 476
	Gearshift Operating Lever Spring, w/3 Speed Trans., w/Floor Shift, w/ Square Slot		1	1	1	1	1	—	—	—	—	—	—	2950 940
	w/o Square Slot	71	1	1	1	1	1	—	—	—	—	—	—	= 3467 746

CARLINES

J - Challenger
B - BarracudaV - Valiant
L - DartR - Belvedere - Satellite
W - Coronet - ChargerP - Plymouth
D - DodgeC - Chrysler
Y - Imperial

AR Indicates use as required.

Indicates parts not listed in any previous parts book.

Numerals in parentheses () refer to notes.

★ Indicates change or addition.

Printed in U.S.A.
January 1972

CODE	PART NAME	70	71	ENG.	V	B	L	R	W	P	D	C	C	C	Y	PART NUMBER	
				TYPE OR CU.IN.	1-2	1-2	1-2	1-2	1-2	1-2	1	2	3	1			
MANUAL TRANSMISSION																	
21-30-0 TRANSMISSION GEARSHIFT LEVER AND RODS Cont'd.																	
21-30-416	PLATE Cont'd.																
	w/3 Speed Trans.	70					1	1									2996 421
		71					1	1									3467 700
	w/4 Speed Trans.	70					1	1									2950 206
	w/6 Round Holes	71					1	1									3467 668
	Gearshift Control Lever																
	Stiffener, Steel, w/2 Holes, 1 3/4" High, 1 37/64" Wide, w/4 Speed Trans.	70					1	1									3467 699
		71					1	1	1	1							3467 699
	BRACKET, Gearshift Mechanism Mounting, w/3 Speed						1	1	1	1							2996 301
	w/Fold Down Arm Rest, w/3 Speed	71							1	1							3467 685
	BOLT, Plate, w/3 Speed Trans.	70					1	1									9431 651
		70							1	1							9431 652
	w/4 Speed Trans.	70					3		3								6024 554
		70						3									6026 764
		70							3	3							6024 552
21-30-418	ROD, Gearshift First and Reverse, w/3 Speed Trans., w/Floor Shift						1		1								2996 482
	Second and Third, w/3 Speed Trans., w/Floor Shift						1		1								2996 483
	First and Second, w/4 Speed Trans.						1		1								2950 052
	Third and Fourth, w/4 Speed Trans.						1		1								2950 053
	Reverse, w/4 Speed Trans.						1		1								2950 051
	First and Reverse, w/3 Speed Trans., Floor Shift	70						1									2950 852
		71						1		1							2950 852
	Second and Third, w/3 Speed Trans., Floor Shift	70						1									2950 853
		71						1		1							2950 853
	First and Second, w/4 Speed Trans.	70						1									2950 852
		71						1		1							2950 852
	Third and Fourth, w/4 Speed Trans.	70						1									2950 853
		71						1		1							2950 853
	Reverse, w/4 Speed Trans.	70						1									2950 854
		71						1		1							2950 854
	First and Reverse, w/3 Speed Trans., Floor Shift	70							1	1							2996 456
		71							1	1							3467 609
	Second and Third, w/3 Speed Trans., w/Floor Shift	70							1	1							2996 310
		71							1	1							3467 610
	First and Second, w/4 Speed Trans.	70							1	1							2996 456
		71							1	1							3467 609
	Third and Fourth, w/4 Speed Trans.	70							1	1							2996 455
		71							1	1							3467 610
	Reverse, w/4 Speed Trans.	70							1	1							2461 068
		71							1	1							3467 611
	CLIP, Rod, Trans. Hsg. End.	70					2		2	2							1137 669
21-30-421	SHAFT, Gearshift Operating Lever, w/3 Speed Trans., w/Floor Shift						1	1	1	1							2950 946
21-30-426	WASHER, Gearshift Control Rod, Frt., Second and High, w/3 Speed Trans.	70					AR		AR	AR	AR	AR	AR				631 217
CARLINES	J - Challenger B - Barracuda	V - Valiant L - Dart	R - Belvedere - Satellite W - Coronet - Charger	P - Plymouth D - Dodge	C - Chrysler Y - Imperial												

AR Indicates use as required.

Indicates parts not listed in any previous parts book.

Numerals in parentheses :) refer to notes.

★ Indicates change or addition.

Printed in U.S.A.
January 1972

CODE	PART NAME	ENG. TYPE OR CU.IN.	V	B	L	R	W	P	D	C	C	C	Y	PART NUMBER
			1-2	1-2	1-2	1-2	1-2	1-2	1-2	1	2	3	1	

MANUAL TRANSMISSION

21-30-0 TRANSMISSION GEARSHIFT LEVER AND RODS Cont'd.

21-30-428	SWIVEL, Gearshift Lock Column, w/3 Speed Trans., w/Floor Shift	70	1	—	1	—	—	—	—	—	—	—	—	2409 408
	Gearshift Rod, w/3 and 4 Speed Trans. w/Floor Shift		2	2	2	2	2	—	—	—	—	—	—	2409 408
	Gearshift Rod, Column Shift, w/3 Speed Trans.	70	2	—	2	2	2	2	2	2	—	—	—	2404 859
		71	2	—	2	2	2	2	2	2	2	2	—	3467 667
	Gearshift Reverse Rod, w 4 Speed Trans.	70	1	1	1	1	1	—	—	—	—	—	—	2996 317
		71	1	1	1	1	1	—	—	—	—	—	—	2409 408
21-30-429	CLAMP, Gearshift Rod Swivel w/3 Speed Trans.		2	—	2	2	2	2	2	2	—	—	—	2204 274
	SCREW		2	—	2	2	2	2	2	2	—	—	—	181 082
21-30-433	CLIP, Swivel, Mechanism End, w/3-8" to 7/16" Rods		2	—	2	2	2	—	—	—	—	—	—	1635 232
	Gearshift Selector Lever Pin, Floor Shift		1	1	1	1	1	—	—	—	—	—	—	1137 669
	Gearshift Rod and Swivel, w 3 Speed Trans.		AR	—	AR	4	4	4	4	4	—	—	—	1137 669

21-84-0 TRANSMISSION SPEEDOMETER CABLE

21-84-1	CABLE, w HOUSING, 63" Lgh.	70	1	1	1	1	1	1	—	1	—	—	—	2889 783
		71	1	1	1	1	1	1	1	1	—	—	—	2889 783
		70	—	—	—	—	—	—	1	—	—	—	—	2822 024
	Upper, For Fleet Use Only	71	—	—	—	—	—	1	1	1	—	—	—	3571 559
	CLIP, Cable to Clutch Brkt.	70	—	—	—	—	—	1	1	1	—	—	—	6028 024
	SCREW, Clip Attaching		—	—	—	—	—	1	1	1	—	—	—	9417 361
21-84-4	SHAFT or CABLE PACKAGE, 80" Lgh.		1	1	1	1	1	1	1	1	—	—	—	2448 294
21-84-7	CONNECTOR, Cable, For Fleet Use Only	71	—	—	—	—	—	1	1	1	—	—	—	3571 560
21-84-8	GROMMET, Speedometer Cable Dash		1	1	1	1	1	1	1	1	—	—	—	2216 552
21-84-28	SEAL, Speedometer Cable, w/Sealed Speedometer	71	—	—	—	—	—	1	1	—	—	—	—	2644 764

NOTES

CARLINES	J - Challenger B - Barracuda	V - Valiant L - Dart	R - Belvedere Satellite W - Coronet - Charger	P - Plymouth D - Dodge	C - Chrysler Y - Imperial
----------	---------------------------------	-------------------------	--	---------------------------	------------------------------

AR Indicates use as required.

Indicates parts not listed in any previous parts book.

Numerals in parentheses () refer to notes.

★ Indicates change or addition.

Printed in U.S.A.
January 1972

MANUAL TRANSMISSION

21-85-0 TRANSMISSION SPEEDOMETER GEAR AND PINION

21-85-5 PINION-MODEL YEAR 1970					
Tire Size	2.45 to 1 Ratio Pinion Teeth	2.71 to 1 Ratio Pinion Teeth	2.76 to 1 Ratio Pinion Teeth	2.93 to 1 Ratio Pinion Teeth	2.94 to 1 Ratio Pinion Teeth
B78 x 14	-----	-----	2538930 30Y	-----	-----
C78 x 14	-----	-----	2538929 29BL	-----	-----
D78 x 14	-----	-----	2538929 29BL	-----	-----
E78 x 14	-----	2538928 28B	2538928 28B	2538930 30Y	2538930 30Y
F78 x 14	3410025 25B	2538927 27W	2538928 28B	2538930 30Y	2538930 30Y
G78 x 14	3410024 24W	2538927 27W	2538927 27W	2538929 29BL	2538929 29BL
H78 x 14	-----	2538926 26R	2538926 26R	2538928 28B	2538928 28B
E70 x 14	-----	-----	2538929 29BL	-----	-----
F70 x 14	3410025 25B	2538927 27W	2538928 28B	-----	2538930 30Y
F78 x 15	-----	2538926 26R	2538927 27W	-----	2538929 29BL
G78 x 15	-----	2538926 26R	2538926 26R	-----	2538928 28B
H78 x 15	-----	3410025 25B	2538926 26R	-----	2538927 27W
J78 x 15	-----	3410025 25B	2538926 26R	-----	2538927 27W
L78 x 15	-----	3410025 25B	2538926 26R	-----	2538927 27W
E60 x 15	-----	-----	2538929 29BL	-----	-----
F60 x 15	3410025 25B	2538928 28B	2538928 28B	-----	2538930 30Y
H70 x 15	-----	2538926 26R	2538926 26R	-----	2538928 28B
6.95 x 14	-----	-----	2538929 29BL	-----	-----
7.35 x 14	-----	2538928 28B	2538928 28B	2538930 30Y	2538930 30Y
7.75 x 14	3410024 24W	2538927 27W	2538927 27W	2538929 29BL	2538929 29BL
7.75 x 15	3410024 24W	2538927 27W	2538927 27W	2538929 29BL	2538929 29BL
8.25 x 15	3410024 24W	2538926 26R	2538927 27W	2538928 28B	2538928 28B
8.55 x 15	-----	2538926 26R	2538926 26R	-----	2538928 28B
Tire Size	3.23 to 1 Ratio Pinion Teeth	3.54 to 1 Ratio Pinion Teeth	3.55 to 1 Ratio Pinion Teeth	3.91 to 1 Ratio Pinion Teeth	4.10 to 1 Ratio Pinion Teeth
B78 x 14	2538935 350	-----	2538938 38B	2538942 42W	-----
C78 x 14	2538934 34G	-----	2538937 37W	2538941 41R	-----
D78 x 14	2538933 33Y	-----	2538937 37W	2538940 40O	-----
E78 x 14	2538933 33Y	-----	2538936 36R	2538940 40O	-----
F78 x 14	2538932 32BL	-----	2538936 36R	2538939 39G	-----
G78 x 14	2538932 32BL	-----	2538935 350	2538938 38B	-----
H78 x 14	2538931 31G	-----	2538934 34G	2538937 37W	-----
E70 x 14	2538933 33Y	-----	2538937 37W	2538940 40O	-----
F70 x 14	2538932 32BL	2538936 36R	2538936 36R	2538939 39G	2538941 41R
F78 x 15	2538931 31G	-----	2538935 350	-----	-----
G78 x 15	2538931 31G	-----	2538934 34G	-----	-----
H78 x 15	2538930 30Y	-----	2538933 33Y	-----	-----
J78 x 15	2538930 30Y	-----	2538933 33Y	-----	-----
L78 x 15	2538930 30Y	-----	2538933 33Y	-----	-----
E60 x 15	2538934 34G	2538937 37W	2538937 37W	2538941 41R	2538943 43B
F60 x 15	2538933 33Y	2538936 36R	2538936 36R	2538940 40O	2538942 42W
H70 x 15	2538931 31G	-----	2538934 34G	-----	-----
6.95 x 14	2538934 34G	-----	2538937 37W	2538941 41R	-----
7.35 x 14	2538933 33Y	-----	2538936 36R	2538940 40O	-----
7.75 x 14	2538932 32BL	-----	2538935 350	2538939 39G	2538941 41R
7.75 x 15	2538932 32BL	-----	2538935 350	2538938 38B	-----
8.25 x 15	2538931 31G	-----	2538934 34G	2538938 38B	-----
8.55 x 15	2538931 31G	-----	2538934 34G	-----	-----

COLOR OF PINIONS

G-GREEN

R-RED
BL-BLACK

W-WHITE

B-BLUE
O-ORANGE

Y-YELLOW

CARLINES

J - Challenger
B - BarracudaV - Valiant
L - DartR - Belvedere - Satellite
W - Coronet - ChargerP - Plymouth
D - DodgeC - Chrysler
Y - Imperial

AR Indicates use as required.

= Indicates parts not listed in any previous parts book.

Numerals in parentheses () refer to notes.

★ Indicates change or addition.

Printed in U.S.A.
January 1972

MANUAL TRANSMISSION

21-85-0 TRANSMISSION SPEEDOMETER GEAR AND PINION Cont'd.

21-85-5 TIRE SIZE	PINION-MODEL YEAR 1971		2.71 to 1 Ratio		2.76 to 1 Ratio		2.93 to 1 Ratio		2.94 to 1 Ratio	
	Pinion	Teeth	Pinion	Teeth	Pinion	Teeth	Pinion	Teeth	Pinion	Teeth
B78 x 14	2538 927	27W	2538 929	29BL	2538 930	30Y	2538 932	32BL	2538 932	32BL
C78 x 14	2538 926	26R	2538 929	28BL	2538 929	29BL	2538 931	31G	2538 931	31G
D78 x 14	2538 926	26R	2538 928	28B	2538 929	29BL	2538 931	31G	2538 931	31G
E78 x 14	3410 025	25B	2538 928	28B	2538 928	28B	2538 930	30Y	2538 930	30Y
F78 x 14	3410 025	25B	2538 927	27W	2538 928	28B	2538 930	30Y	2538 930	30Y
G78 x 14	3410 024	24W	2538 927	27W	2538 927	27W	2538 929	29BL	2538 929	29BL
H78 x 14	3410 024	24W	2538 926	26R	2538 927	27W	2538 928	28B	2538 928	28B
F78 x 15	3410 024	24W	2538 927	27W	2538 927	27W	2538 929	29BL	2538 929	29BL
G78 x 15	3410 024	24W	2538 926	26R	2538 927	27W	2538 928	28B	2538 928	28B
H78 x 15	-----	-----	2538 926	26R	2538 926	26R	2538 928	28B	2538 928	28B
J78 x 15	-----	-----	3410 025	25B	2538 926	26R	2538 927	27W	2538 927	27W
L84 x 15	-----	-----	3410 025	25B	3410 025	25B	2538 927	27W	2538 927	27W
E-70 x 14	2538 926	26R	2538 928	28B	2538 929	29BL	2538 931	31G	2538 931	31G
F70 x 14	3410 025	25B	2538 928	28B	2538 928	28B	2538 930	30Y	2538 930	30Y
G70 x 14	3410 025	25B	2538 927	27W	2538 928	28B	2538 930	30Y	2538 930	30Y
H70 x 15	-----	-----	2538 926	26R	2538 927	27W	2538 928	28B	2538 928	28B
E60 x 15	3410 025	25B	2538 928	28B	2538 929	29BL	2538 930	30Y	2538 930	30Y
F60 x 15	3410 025	25B	2538 928	28B	2538 928	28B	2538 930	30Y	2538 930	30Y
G60 x 15	3410 025	25B	2538 927	27W	2538 928	28B	2538 930	30Y	2538 930	30Y
6.45 x 14	2538 926	26R	2538 929	29BL	2538 929	29BL	2538 931	31G	2538 931	31G
6.95 x 14	3610 025	25B	2538 928	28B	2538 929	29BL	2538 930	30Y	2538 930	30Y
7.35 x 14	3410 025	25B	2538 928	28B	2538 928	28B	2538 930	30Y	2538 930	30Y
7.75 x 14	-----	-----	2538 927	27W	2538 928	28B	2538 929	29BL	2538 929	29BL
8.25 x 14	3410 024	24W	2538 927	27W	3620 451	-----	3620 452	-----	3620 451	-----
8.55 x 14	3410 024	24W	2538 926	26R	2538 926	26R	2538 928	28B	2538 928	28B
7.75 x 15	3410 024	24W	2538 927	27W	2538 928	28B	2538 929	29BL	2538 929	29BL
8.25 x 15	3410 024	24W	2538 926	26R	2538 927	27W	2538 928	28B	2538 929	29BL
8.55 x 15	-----	-----	2538 926	26R	2538 926	26R	2538 928	28B	2538 928	28B
8.90 x 15	-----	-----	-----	-----	3410 024	24W	3410 025	25B	3410 025	25B
9.00 x 15	-----	-----	3410 024	24B	3410 025	25B	2538 926	26R	2538 926	26R
9.15 x 15	-----	-----	3410 025	25B	2538 926	26R	2538 927	27W	2538 927	27W
TIRE SIZE	3.21 to 1 Ratio		3.23 to 1 Ratio		3.54 to 1 Ratio		3.55 to 1 Ratio		3.91 to 1 Ratio	
	Pinion	Teeth	Pinion	Teeth	Pinion	Teeth	Pinion	Teeth	Pinion	Teeth
B78 x 14	2538 935	35O	2538 935	35O	2538 938	38B	2538 938	38B	2538 942	42W
C78 x 14	2538 934	34G	2538 934	34G	2538 937	37W	2538 937	37W	2538 941	41R
D78 x 14	2538 933	33Y	2538 934	34G	2538 937	37W	2538 937	37W	2538 941	41R
E78 x 14	2538 933	33Y	2538 933	33Y	2538 936	36R	2538 936	36R	2538 940	40O
F78 x 14	2538 932	32BL	2538 933	33Y	2538 936	36R	2538 936	36R	2538 939	39G
G78 x 14	2538 932	32BL	2538 932	32BL	2538 935	35O	2538 935	35O	2538 939	39G
H78 x 14	2538 931	31G	2538 931	31G	2538 934	34G	2538 934	34G	2538 937	37W
F78 x 15	2538 931	31G	2538 932	32BL	2538 935	35O	2538 935	35O	2538 938	38B
G78 x 15	2538 931	31G	2538 931	31G	2538 934	34G	2538 934	34G	2538 938	38B
H78 x 15	2538 930	30Y	2538 930	30Y	2538 933	33Y	2538 933	33Y	2538 937	37W
J78 x 15	2538 930	30Y	2538 930	30Y	2538 933	33Y	2538 933	33Y	2538 936	36R
L84 x 15	2538 929	29BL	2538 929	29BL	2538 932	32BL	2538 932	32BL	2538 935	35O
E70 x 14	2538 934	34G	2538 934	34G	2538 937	37W	2538 937	37W	2538 941	41R
F70 x 14	2538 933	33Y	2538 933	33Y	2538 936	36R	2538 936	36R	2538 940	40O
G70 x 14	2538 932	32BL	2538 933	33Y	2538 936	36R	2538 936	36R	2538 939	39G
H70 x 15	2538 931	31G	2538 931	31G	2538 934	34G	2538 934	34G	2538 937	37W
E60 x 15	2538 933	33Y	2538 933	33Y	2538 937	37W	2538 937	37W	2538 940	40O
F60 x 15	2538 933	33Y	2538 933	33Y	2538 936	36R	2538 936	36R	2538 940	40O
G60 x 15	2538 932	32BL	2538 932	32BL	2538 936	36R	2538 936	36R	2538 939	39G
6.45 x 14	2538 934	34G	2538 934	34G	2538 937	37W	2538 938	38B	2538 942	42W
6.95 x 14	2538 933	33Y	2538 933	33Y	2538 937	37W	2538 937	37W	2538 940	40O
7.35 x 14	2538 933	33Y	2538 933	33Y	2538 936	36R	2538 936	36R	2538 40O	-----
7.75 x 14	2538 932	32BL	2538 932	32BL	2538 935	35O	2538 935	35O	2538 939	39G
8.25 x 14	2538 932	32BL	2538 932	32BL	2538 935	35O	2538 935	35O	2538 938	38B
8.55 x 14	2538 931	31G	2538 931	31G	2538 934	34G	2538 934	34G	2538 937	37W

CARLINES

J - Challenger
B - BarracudaV - Valiant
L - DartR - Belvedere - Satallite
W - Coronet - ChargerP - Plymouth
D - DodgeC - Chrysler
Y - Imperial

AR Indicates use as required.

Indicates parts not listed in any previous parts book.

Numerals in parentheses () refer to notes.

★ Indicates change or addition.

Printed in U.S.A.
January 1972

MANUAL TRANSMISSION

21-85-0 TRANSMISSION SPEEDOMETER GEAR AND PINION Cont'd.

21-85-5		PINION-MODEL YEAR		1971							
TIRE SIZE	3.21 to 1 Ratio		3.23 to 1 Ratio		3.54 to 1 Ratio		3.55 to 1 Ratio		3.91 to 1 Ratio		
	Pinion Teeth		Pinion Teeth		Pinion Teeth		Pinion Teeth		Pinion Teeth		
7.75 x 15	2538 932	32BL	2538 932	32BL	2538 935	35O	2538 935	35O	2538 939	39G	
8.25 x 15	2538 931	31G	2538 931	31G	2538 934	34G	2538 934	34G	2538 938	38B	
8.55 x 15	2538 931	31G	2538 931	31G	2538 934	34G	2538 934	34G	2538 937	37W	
8.90 x 15	2538 928	28B	2538 928	28B	2538 930	30Y	2538 930	30Y	2538 933	33Y	
9.00 x 15	2538 929	29BL	2538 929	29BL	2538 932	32BL	2538 932	32BL	2538 935	35O	
9.15 x 15	2538 930	30Y	2538 930	30Y	2538 933	33Y	2538 933	33Y	2538 936	36R	
TIRE SIZE	4.10 to 1 Ratio										
	Pinion Teeth										
B78 x 14	2538 944	44BL									
C78 x 14	2538 943	43B									
D78 x 14	2538 943	43B									
E78 x 14	2538 942	42W									
F78 x 14	2538 941	41R									
G78 x 14	2538 940	40O									
H78 x 14	2538 939	39G									
F78 x 15	2538 940	40O									
G78 x 15	2538 939	39G									
H78 x 15	2538 938	38B									
J78 x 15	2538 938	38B									
L84 x 15	2538 937	37W									
E70 x 14	2538 943	43B									
F70 x 14	2538 942	42W									
G70 x 14	2538 941	41R									
H70 x 15	2538 939	39G									
E60 x 15	2538 942	42W									
F60 x 15	2538 942	42W									
G60 x 15	2538 941	41R									
6.95 x 14	2538 942	42W									
6.45 x 14	2538 944	44BL									
7.35 x 14	2538 942	42W									
7.75 x 14	2538 941	41R									
8.25 x 14	2538 940	40O									
8.55 x 14	2538 939	39G									
7.75 x 15	2538 941	41R									
8.25 x 15	2538 940	40O									
8.55 x 15	2538 939	39G									
8.90 x 15	2538 935	35O									
9.00 x 15	2538 937	37W									
9.15 x 15	2538 938	38B									

COLOR OF PINIONS

G-GREEN	R-RED	W-WHITE	B-BLUE	Y-YELLOW
	BL-BLACK		O-ORANGE	

NOTES

CARLINES

J - Challenger
B - BarracudaV - Valiant
L - DartR - Belvedere - Satellite
W - Coronet - ChargerP - Plymouth
D - DodgeC - Chrysler
Y - Imperial

AR Indicates use as required.

Indicates parts not listed in any previous parts book.

Numerals in parentheses () refer to notes.

★ Indicates change or addition.

Printed in U.S.A.
January 1972

CODE	PART NAME	ENG. TYPE OR CU.IN.	V	B J	L	R	W	P	D	C	C	C	Y	PART NUMBER
		1-2	1-2	1-2	1-2	1-2	1-2	1	2	3	1			
MANUAL TRANSMISSION														
21-85-0 TRANSMISSION SPEEDOMETER GEAR AND PINION Cont'd.														
21-85-9	ADAPTER, Speedometer Drive Pinion,													
	w/26 to 45 Tooth Pinions		1	1	1	1	1	1	1	1	—	—	—	2538 608
	w/21 to 25 Tooth Pinions	70	—	—	—	1	1	1	—	—	—	—	—	2892 994
		71	—	—	—	1	1	1	1	1	—	—	—	2892 994
	"O" Ring, Adapter, Rubber, 1 35 "64"													
	I.D.		1	1	1	1	1	1	1	1	—	—	—	6025 752
21-85-22	SEAL, Drive Pinion Adapter, Rubber		1	1	1	1	1	1	1	1	—	—	—	2538 588
21-85-23	RING, Speedometer Seal Retainer,													
	Steel		1	1	1	1	1	1	1	1	—	—	—	2538 571
21-85-61	CLAMP, Speedometer Drive Pinion													
	Adapter		1	1	1	1	1	1	1	1	—	—	—	2892 399
	SCREW, w/WASHER	70	1	1	1	1	1	1	1	1	—	—	—	180 077
		71	—	—	—	—	—	1	1	—	—	—	—	6028 783

21-113-0 TRANSMISSION NEUTRAL STARTER AND BACK-UP LIGHT SWITCH

NOTE: See Code 8-56-2 for Manual Transmission Back-Up Light Switch
 NOTE: See Code 8-52-42 for 4 Speed Manual Transmission Clutch Starter Switch

21-119-0 TRANSMISSION OIL PAN

21-119-11	PLUG, Drain, w/426 and 440 Eng., w/4 Speed Trans.	8	—	1	—	1	1	—	—	—	—	—	—	2466 562
-----------	--	---	---	---	---	---	---	---	---	---	---	---	---	----------

NOTES

CARLINES	J - Challenger B - Barracuda	V - Valiant L - Dart	R - Belvedere - Satellite W - Coronet - Charger	P - Plymouth D - Dodge	C - Chrysler Y - Imperial
----------	---------------------------------	-------------------------	--	---------------------------	------------------------------

AR Indicates use as required. Numerals in parentheses () refer to notes. Printed in U.S.A.
 # Indicates parts not listed in any previous parts book. ★ Indicates change or addition. January 1972

MANUAL TRANSMISSION

NOTE: All quantities are one (1) unless otherwise indicated in parenthesis

CODE	TRANSMISSION	3410 612 3 Speed A903	3410 693 3 Speed A230	3410 694 3 Speed A230	3410 695 3 Speed A230	3410 747 3 Speed A230	3410 766 3 Speed A230
21-01-0 TRANSMISSION SETS OR PACKAGES							
21-01-3	SEAL and GASKET PACKAGE	3420 066	3420 068	3420 067	3420 067	3420 067	3420 067
21-02-0 TRANSMISSION VENT							
21-02-6	VENT	1139 204	1139 204	1139 204	1139 204	1139 204	1139 204
21-03-0 TRANSMISSION CASE							
21-03-1	CASE	3410 056	3410 002	3410 002	3410 064	3410 002	3410 002
21-04-0 TRANSMISSION CASE EXTENSION							
21-04-1	EXTENSION	2892 836	3410 041	3410 005	3410 005	3410 041	3410 005
21-04-2	GASKET	1949 361	3410 008	3410 008	3410 008	3410 008	3410 008
21-04-11	BUSHING	2801 726	2801 726	2801 724	2801 724	2801 726	2801 724
21-09-0 TRANSMISSION MAIN DRIVE PINION							
21-09-2	PINION, 21T., 18T., 23 Splines, 10 17:32" lgh.	2204 944	-----	-----	-----	-----	-----
	36T., 20T., 23 Splines, 11" lgh.	-----	3410 009	3410 009	3410 066	3410 066	3410 066
21-09-5	BEARING, w. SNAP RING w/o Snap Ring	1633 718	2124 516	2124 516	-----	2124 516	2124 516
		3410 413	3410 048	3410 048	2801 890	3410 048	3410 048
21-09-19	SLINGER, Brg. Oil	-----	-----	-----	-----	-----	-----
21-09-23	SNAP RING, Brg. .088" thk. (AR)	6025 754	6025 754	6025 754	6025 754	6025 754	6025 754
	.091" thk. (AR)	6025 755	6025 755	6025 755	6025 755	6025 755	6025 755
	.094" thk. (AR)	6025 756	6025 756	6025 756	6025 756	6025 756	6025 756
	.097" thk. (AR)	6025 757	6025 757	6025 757	6025 757	6025 757	6025 757
	Outer	-----	2124 518	2124 518	6027 225	2124 518	2124 518
21-09-25	WASHER, Brg.	631 877	-----	-----	-----	-----	-----
21-09-29	RETAINER, Brg.	2204 491	3410 395	3410 395	3410 247	3410 395	3410 395
21-09-30	SEAL, Brg., Rubber Coated	2801 692	2801 692	2801 692	2801 692	2801 692	2801 692
21-09-31	SCREW, Brg. Retainer (3) (4)	1920 101	-----	-----	-----	-----	-----
		-----	1920 101	1920 101	1920 101	1920 101	1920 101
21-09-33	GASKET, Brg. Retainer	672 709	2124 499	2124 499	2801 893	2124 499	2124 499
21-10-0 TRANSMISSION MAIN DRIVE GEARS							
21-10-3	GEAR, Low Speed	-----	3410 012	3410 012	3410 068	3410 068	3410 068
21-10-4	GEAR, Sliding, First and Reverse, 29T., 32 Splines	2464 578	-----	-----	-----	-----	-----
21-10-16	GEAR, Second Speed, 24T., 24T	2892 807	-----	-----	-----	-----	-----
	36T., 24T	-----	-----	-----	3410 067	3410 067	3410 067
	36T., 27T	-----	3410 011	3410 011	-----	-----	-----
21-10-72	GEAR, Reverse Speed, 34T., 32T 34T., 28T	-----	3410 013	3410 013	-----	-----	-----
		-----	-----	-----	3410 069	3410 069	3410 069
21-11-0 TRANSMISSION REVERSE IDLER GEAR							
21-11-1	GEAR	1853 695	3410 018	3410 018	3410 072	3410 072	3410 072
21-11-2	ROLLER, Brg. (22)	666 927	666 927	666 927	666 927	666 927	666 927
21-11-9	WASHER (2)	666 924	3410 879	3410 879	3410 879	3410 879	3410 879
CARLINES	J - Challenger B - Barracuda	V - Valiant L - Dart	R - Belvedere - Satellite W - Coronet - Charger	P - Plymouth D - Dodge	C - Chrysler Y - Imperial		

AR Indicates use as required.

= Indicates parts not listed in any previous parts book.

Numerals in parentheses () refer to notes.

★ Indicates change or addition.

Printed in U.S.A.
January 1972

MANUAL TRANSMISSION

NOTE: All quantities are one (1) unless otherwise indicated in parenthesis

CODE	TRANSMISSION	3410 612 3 Speed A903	3410 693 3 Speed A230	3410 694 3 Speed A230	3410 695 3 Speed A230	3410 747 3 Speed A230	3410 766 3 Speed A230
21-12-0 TRANSMISSION REVERSE IDLER GEAR SHAFT							
21-12-1	SHAFT 2 13/32" lgh.	1635 290 3410 210	3410 210	3410 210	3410 210	3410 210	3410 210
21-12-2	KEY	1635 293	1635 293	1635 293	1635 293	1635 293	1635 293
21-14-0 TRANSMISSION CLUTCH GEAR							
21-14-1	SYNCHRONIZER, Low Second and Direct	----- -----	3410 582 3410 300	3410 582 3410 300	3410 582 3410 300	3410 582 3410 300	3410 582 3410 300
21-14-5	GEAR, Synchronizer	2204 619	-----	-----	-----	-----	-----
21-14-6	SLEEVE, Synchronizer Clutch	1676 197	-----	-----	-----	-----	-----
21-14-15	SPRING, Synchronizer Stop Ring Painted Orange	2538 783 3410 428	----- -----	----- -----	----- -----	----- -----	----- -----
	Synchronizer Low (2) Synchronizer Second and Direct (2)	----- -----	3410 554 2892 740	3410 554 2892 740	3410 554 2892 740	3410 554 2892 740	3410 554 2892 740
21-14-19	RING, Synchronizer Stop, Outer Second Speed, Stop, Inner Direct Speed Stop, Inner Low Stop, Bronze Second and Direct Stop, Bronze (2)	2464 839 3410 808 ----- ----- ----- ----- ----- -----	----- ----- ----- ----- ----- 2892 288 2892 288	----- ----- ----- ----- ----- 2892 288 2892 288	----- ----- ----- ----- ----- 2892 288 2892 288	----- ----- ----- ----- ----- 2892 288 2892 288	----- ----- ----- ----- ----- 2892 288 2892 288
21-14-20	SNAP RING, Synchronizer, (AR)	6027 246	6024 131	6024 131	6024 131	6024 131	6024 131
21-14-21	SHIM, Synchronizer	2464 724	-----	-----	-----	-----	-----
21-15-0 TRANSMISSION COUNTERSHAFT GEAR							
21-15-2	GEAR, 33T., 24T., 18T., 14T 29T., 23T., 16T., 16T 31T., 25T., 17T., 13T	2538 068 ----- -----	----- 3410 020	----- 3410 020	----- 3410 073	----- 3410 073	----- 3410 073
21-15-33	WASHER, Thrust (2)	1633 763	3410 162	3410 162	3410 162	3410 162	3410 162
21-16-0 TRANSMISSION MAIN OR OUTPUT SHAFT							
21-16-3	SHAFT, 32T., 32T., 13T., 26T 40T., 40T., 13T., 26T 40T., 40T., 13T., 30T	2892 940 ----- -----	----- 3410 043	----- 3410 010	----- 3410 010	----- 3410 043	----- 3410 010
21-17-0 TRANSMISSION MAIN OR OUTPUT SHAFT PILOT BEARING							
21-17-2	ROLLER (14) (15)	1949 834 -----	----- 1949 834	----- 1949 834	----- 1949 834	----- 1949 834	----- 1949 834
21-17-7	SNAP RING, Roller	601 108	862 173	862 173	862 173	862 173	862 173
21-19-0 TRANSMISSION MAIN OR OUTPUT SHAFT BEARING							
21-19-2	BEARING	1633 718	3410 048	3410 048	2801 890	3410 048	3410 048
21-19-15	SNAP RING, Inner, 1 13/32" O.D. .086 thk. (AR) .091" thk. (AR) .094" thk. (AR) .097" thk. (AR) Outer, .086" thk. (AR) .089" thk. (AR)	6025 754 6025 755 6025 756 6025 757 640 280 631 809	6025 754 6025 755 6025 756 6025 757 ----- -----	6025 754 6025 755 6025 756 6025 757 ----- -----	6025 754 6025 755 6025 756 6025 757 ----- -----	6025 754 6025 755 6025 756 6025 757 ----- -----	6025 754 6025 755 6025 756 6025 757 ----- -----

CARLINES

J - Challenger
B - BarracudaV - Valiant
L - DartR - Belvedere - Satellite
W - Coronet - ChargerP - Plymouth
D - DodgeC - Chrysler
Y - Imperial

AR Indicates use as required.

Indicates parts not listed in any previous parts book.

Numerals in parentheses () refer to notes.

★ Indicates change or addition.

Printed in U.S.A.
January 1972

MANUAL TRANSMISSION

NOTE: All quantities are one (1) unless otherwise indicated in parenthesis

CODE	TRANSMISSION	3410 612 3 Speed A903	3410 693 3 Speed A230	3410 694 3 Speed A230	3410 695 3 Speed A230	3410 747 3 Speed A230	3410 766 3 Speed A230
------	--------------	-----------------------------	-----------------------------	-----------------------------	-----------------------------	-----------------------------	-----------------------------

21-19-0 TRANSMISSION MAIN OR OUTPUT SHAFT BEARING Cont'd.

21-19-15	SNAP RING Cont'd. .092" thk. (AR) .093" thk. (AR) .095" thk.	631 810 ----- 640 331	----- 6028 258 -----	----- 6028 258 -----	----- 6027 229 -----	----- 6028 258 -----	----- 6028 258 -----
----------	---	-----------------------------	----------------------------	----------------------------	----------------------------	----------------------------	----------------------------

21-22-0 TRANSMISSION MAIN OR OUTPUT SHAFT BEARING OIL SEAL

21-22-2	SEAL, Yoke, 2 1/2" O.D., Rubber, w/one Sealing Lip 2 3/4" O. D.	2400 163 -----	2400 163 -----	----- 2400 300 -----	----- 2400 300 -----	2400 163 -----	----- 2400 300 -----
---------	--	-------------------	-------------------	----------------------------	----------------------------	-------------------	----------------------------

21-23-0 TRANSMISSION MAIN OR OUTPUT SHAFT BEARING RETAINER

21-23-2	RETAINER	-----	3410 007	3410 007	3410 082	3410 007	3410 007
---------	----------	-------	----------	----------	----------	----------	----------

21-24-0 TRANSMISSION COUNTERSHAFT

21-24-2	COUNTERSHAFT	1635 282	3410 026	3410 026	3410 026	3410 026	3410 026
21-24-22	KEY	1635 293	1635 293	1635 293	1635 293	1635 293	1635 293

21-25-0 TRANSMISSION, COUNTERSHAFT BEARING

21-25-2	ROLLER (44) (88)	666 927 -----	----- 2124 502 -----	----- 2124 502 -----	----- 2124 502 -----	----- 2124 502 -----	----- 2124 502 -----
21-25-4	SPACER	697 812 -----	-----	-----	-----	-----	-----
21-25-6	WASHER, Thrust (2) Brg. (6)	1630 878 -----	----- 2124 506 -----	----- 2124 506 -----	----- 2124 506 -----	----- 2124 506 -----	----- 2124 506 -----

21-29-0 TRANSMISSION GEARSHIFT CASE COVER OR HOUSING

21-29-3	COVER, Case HOUSING, Gearshift BOLT (8)	1949 345 ----- ----- -----	----- 3410 029 6026 874 6024 457	----- 3410 029 6026 874 6024 457	----- 3410 029 6026 874 6024 457	----- 3410 029 6026 874 6024 457	----- 3410 029 6026 874 6024 457
21-29-25	GASKET, Case Cover Gearshift Hsg.	1949 346 -----	----- 3410 030 -----	----- 3410 030 -----	----- 3410 030 -----	----- 3410 030 -----	----- 3410 030 -----

21-34-0 TRANSMISSION GEARSHIFT RAIL

21-34-42	PIN, Interlock	1949 356 -----	-----	-----	-----	-----	-----
21-34-45	SLEEVE, Interlock	1949 355 -----	-----	-----	-----	-----	-----
21-34-47	SPRING, Interlock	2205 131 -----	3410 204	3410 204	3410 204	3410 204	3410 204

21-39-0 TRANSMISSION GEARSHIFT FORK

21-39-3	FORK, Low and Reverse Second and Direct (2)	1949 351 2125 059 -----	----- ----- 3410 038	----- ----- 3410 038	----- ----- 3410 038	----- ----- 3410 038	----- ----- 3410 038
---------	---	-------------------------------	----------------------------	----------------------------	----------------------------	----------------------------	----------------------------

21-42-0 TRANSMISSION REMOTE CONTROL GEARSHIFT

21-42-11	LEVER, w/SHAFT, Gearshift, Low and Reverse Second and Direct PIN, Lever Shaft (2)	2801 938 1949 352 6022 161	3410 046 3410 033	3410 046 3410 033	3410 046 3410 033	3410 046 3410 033	3410 046 3410 033
----------	--	----------------------------------	----------------------	----------------------	----------------------	----------------------	----------------------

CARLINES

J - Challenger
B - BarracudaV - Valiant
L - DartR - Belvedere - Satallite
W - Coronet - ChargerP - Plymouth
D - DodgeC - Chrysler
Y - Imperial

AR Indicates use as required.

Indicates parts not listed in any previous parts book.

Numerals in parentheses () refer to notes.

★ Indicates change or addition.

Printed in U.S.A.
January 1972

MANUAL TRANSMISSION

NOTE: All quantities are one (1) unless otherwise indicated in parenthesis

CODE	TRANSMISSION	3410 612 3 Speed	3410 693 3 Speed	3410 694 3 Speed	3410 695 3 Speed	3410 747 3 Speed	3410 766 3 Speed
		A903	A230	A230	A230	A230	A230
21-42-0 TRANSMISSION REMOTE CONTROL GEARSHIFT Cont'd.							
21-42-23	LEVER Cont'd.						
	SNAP RING, Interlock Lever Pin	-----	6025 857	6025 857	6025 857	6025 857	6025 857
	NUT, Gearshift Operating Lever (2)	6028 034	-----	-----	-----	-----	-----
21-42-25	WASHER, Interlock Lever Spring, Low and Reverse	6026 239	-----	-----	-----	-----	-----
21-42-28	PIN, Interlock, Low and Reverse	2538 013	-----	-----	-----	-----	-----
21-42-29	PAWL, Interlock Lever, Low and Reverse	2538 014	-----	-----	-----	-----	-----
21-42-31	SEAL, Gearshift Lever Shaft Oil (2)	1949 350	1536 267	1536 267	1536 267	1536 267	1536 267

MANUAL TRANSMISSION

NOTE: All quantities are one (1) unless otherwise indicated in parenthesis

CODE	TRANSMISSION	3410 699 4 Speed A833	3410 681 4 Speed A833	3410 682 4 Speed A833	3410 683 4 Speed A833	3410 679 4 Speed A833	3410 697 4 Speed A833
21-01-0 TRANSMISSION SETS OR PACKAGES							
21-01-3	SEAL and GASKET PACKAGE	3420 069	3420 069	3420 069	3004 614	3420 069	3420 069
21-02-0 TRANSMISSION VENT							
21-02-6	VENT	1139 204	1139 204	1139 204	1139 204	1139 204	1139 204
21-03-0 TRANSMISSION CASE							
21-03-1	CASE	3410 193	3410 193	3410 194	3410 194	3410 193	3410 193
21-04-0 TRANSMISSION CASE EXTENSION							
21-04-1	EXTENSION	2892 961	2892 961	3410 394	3410 394	3410 394	3410 394
21-04-2	GASKET	2464 059	2464 059	2464 059	2464 059	2464 059	2464 059
21-04-11	BUSHING	2801 724	2801 724	2801 724	2801 724	2801 724	2801 724
21-04-17	BAFFLE, Vent	2538 785	2538 785	2538 785	2538 785	2538 785	2538 785
21-09-0 TRANSMISSION MAIN DRIVE PINION							
21-09-2	PINION, 23T., 22T., 36 Splines, 11 1/4" lgh.	2466 427	-----	-----	-----	2466 427	-----
	23T., 24T., 36 Splines, 11 15/64" lgh.	-----	2466 406	2466 406	-----	-----	2466 406
	18T., 21T., 36 Splines, 11 15/64" lgh.	-----	-----	-----	2538 196	-----	-----
21-09-5	BEARING, w/SNAP RING w/o Snap Ring	2124 516	2124 516	-----	-----	2124 516	2124 516
21-09-23	SNAP RING, Brg., Outer, Std.	2124 518	2124 518	-----	-----	2124 518	2124 518
	.088" thk. (AR)	6025 754	6025 754	6025 754	6025 754	6025 754	6025 754
	.091" thk. (AR)	6025 755	6025 755	6025 755	6025 755	6025 755	6025 755
	.094" thk. (AR)	6025 756	6025 756	6025 756	6025 756	6025 756	6025 756
	.097" thk. (AR)	6025 757	6025 757	6025 757	6025 757	6025 757	6025 757

CARLINES

J - Challenger
B - BarracudaV - Valiant
L - DartR - Belvedere - Satellite
W - Coronet - ChargerP - Plymouth
D - DodgeC - Chrysler
Y - Imperial

AR Indicates use as required.

= Indicates parts not listed in any previous parts book.

Numerals in parentheses () refer to notes.

★ Indicates change or addition.

Printed in U.S.A.
January 1972

MANUAL TRANSMISSION

NOTE: All quantities are one (1) unless otherwise indicated in parenthesis

CODE	TRANSMISSION	3410 699 4 Speed A833	3410 681 4 Speed A833	3410 682 4 Speed A833	3410 683 4 Speed A833	3410 679 4 Speed A833	3410 697 4 Speed A833
21-09-0 TRANSMISSION MAIN DRIVE PINION Cont'd.							
21-09-29	RETAINER, Brg.	3410 395	3410 395	3410 247	2801 892	3410 395	3410 395
21-09-30	SEAL, Pinion Pinion Brg.	2801 692	2801 692	2801 692	2801 733	2801 692	2801 692
21-09-31	SCREW, Brg. Retainer (4)	1920 101	1920 101	1920 101	1920 101	1920 101	1920 101
21-09-33	GASKET, Brg. Retainer	2124 499	2124 499	2801 893	2801 893	2124 499	2124 499
21-10-0 TRANSMISSION MAIN DRIVE GEARS							
21-10-3	GEAR, Low Speed	2464 018	2464 018	2464 018	2801 107	2464 018	2464 018
21-10-16	GEAR, Second Speed, 36T., 32T	2464 069	2464 017	2464 017	2801 105	2464 069	2464 017
	36T., 34T	2464 017	2464 017	2464 017	2801 105	2464 017	2464 017
	36T., 30T	2464 017	2464 017	2464 017	2801 105	2464 017	2464 017
21-10-31	GEAR, Third Speed	2464 659	2464 016	2464 016	2538 202	2464 659	2464 016
21-11-0 TRANSMISSION REVERSE IDLER GEAR							
21-11-1	GEAR, 22T	2464 073	2464 073	2464 073	2464 073	2464 073	2464 073
21-12-0 TRANSMISSION REVERSE IDLER GEAR SHAFT							
21-12-1	SHAFT	2464 023	2464 023	2464 023	2464 023	2464 023	2464 023
21-12-2	KEY	1635 293	1635 293	1635 293	1635 293	1635 293	1635 293
21-14-0 TRANSMISSION CLUTCH GEAR							
21-14-1	SYNCHRONIZER, First, Second and Reverse Third and Direct	3410 305 3410 300	3410 305 3410 300	3410 305 3410 300	3410 305 3410 300	3410 305 3410 300	3410 305 3410 300
	SNAP RING, Low, Second and Reverse	6024 131	6024 131	6024 131	6024 131	6024 131	6024 131
	Third and Direct	6024 131	6024 131	6024 131	6024 131	6024 131	6024 131
21-14-15	SPRING, Synchronizer, Low and Second (2)	2892 740	2892 740	2892 740	2892 740	2892 740	2892 740
	Third and Direct	2892 740	2892 740	2892 740	2892 740	2892 740	2892 740
21-14-19	RING, Synchronizer Stop, Bronze, w/3 Lugs (4) w/3 Slots (4)	2892 288 2801 381	2892 288 2801 381	2892 288 2801 381	2892 288 2801 381	2892 288 2801 381	2892 288 2801 381
21-15-0 TRANSMISSION COUNTERSHAFT GEAR							
21-15-2	GEAR, 33T., 29T., 25T., 17T., 17T	2464 658	2464 658	2464 658	2801 109	2464 658	2464 658
	27T., 24T., 20T., 17T., 16T	2464 658	2464 658	2464 658	2801 109	2464 658	2464 658
	31T., 27T., 23T., 17T., 17T	2464 658	2464 011	2464 011	2464 011	2464 658	2464 011
21-15-33	WASHER, Thrust (2)	2538 207	2538 207	2538 207	2538 207	2538 207	2538 207
21-16-0 TRANSMISSION MAIN OR OUTPUT SHAFT							
21-16-3	SHAFT, 40T., 40T., 13T., 30T., 23 1/4" lgh.	2892 909	2892 909	2892 909	2892 909	2892 909	2892 909
	40T., 40T., 13T., 30T., 27 23/64" lgh.	2892 909	2892 909	2892 942	2892 942	2892 942	2892 942
21-17-0 TRANSMISSION MAIN OR OUTPUT SHAFT PILOT BEARING							
21-17-2	ROLLER (16)	1949 834	1949 834	1949 834	1949 834	1949 834	1949 834
21-17-7	SNAP RING, Roller	6024 130	6024 130	6024 130	6024 130	6024 130	6024 130

CARLINES

J - Challenger
B - BarracudaV - Valiant
L - DartR - Belvedere - Satellite
W - Coronet - ChargerP - Plymouth
D - DodgeC - Chrysler
Y - Imperial

AR Indicates use as required.

Indicates parts not listed in any previous parts book.

Numerals in parentheses () refer to notes.

★ Indicates change or addition.

Printed in U.S.A.
January 1972

MANUAL TRANSMISSION

		NOTE: All quantities are one (1) unless otherwise indicated in parenthesis					
		3410 699	3410 681	3410 682	3410 683	3410 679	3410 697
		4 Speed	4 Speed	4 Speed	4 Speed	4 Speed	4 Speed
CODE	TRANSMISSION	A833	A833	A833	A833	A833	A833
21-19-0 TRANSMISSION MAIN OR OUTPUT SHAFT BEARING							
21-19-2	BEARING, Frt.	3410 048	3410 048	2801 890	2801 890	2801 890	2801 890
21-19-15	SNAP RING, Inner, (AR)	.086" thk 6025 754	6025 754	6025 754	6025 754	6025 754	6025 754
		.091" thk 6025 755	6025 755	6025 755	6025 755	6025 755	6025 755
		.094" thk 6025 756	6025 756	6025 756	6025 756	6025 756	6025 756
		.097" thk 6025 757	6025 757	6025 757	6025 757	6025 757	6025 757
	Outer (AR)	.087" thk 6024 125	6024 125	---	---	---	---
		.093" thk ---	---	6027 229	6027 229	6027 229	6027 229
21-22-0 TRANSMISSION MAIN OR OUTPUT SHAFT BEARING OIL SEAL							
21-22-2	SEAL, Yoke, 2 3/4" O.D.	2400 300	2400 300	2400 300	2400 300	2400 300	2400 300
21-24-0 TRANSMISSION COUNTERSHAFT							
21-24-2	COUNTERSHAFT	2464 012	2464 012	2464 012	2464 012	2464 012	2464 012
21-24-22	KEY	1635 293	1635 293	1635 293	1635 293	1635 293	1635 293
21-25-0 TRANSMISSION COUNTERSHAFT BEARING							
21-25-2	ROLLER (76)	2464 744	2464 744	2464 744	2464 744	2464 744	2464 744
21-25-4	SPACER	2464 013	2464 013	2464 013	2464 013	2464 013	2464 013
21-25-6	WASHER (4)	2464 743	2464 743	2464 743	2464 743	2464 743	2464 743
21-29-0 TRANSMISSION GEARSHIFT CASE COVER OR HOUSING							
21-29-3	HOUSING	2464 001	2464 001	2464 001	2464 001	2464 001	2464 001
	BOLT (7)	6024 457	6024 457	6024 457	6024 457	6024 457	6024 457
		6026 874	6026 874	6026 874	6026 874	6026 874	6026 874
21-29-25	GASKET	2464 037	2464 037	2464 037	2464 037	2464 037	2464 037
21-34-0 TRANSMISSION GEARSHIFT RAIL							
21-34-42	PIN, Interlock	2464 046	2464 046	2464 046	2464 046	2464 046	2464 046
21-34-44	PLUG, Reverse Lever Detent	1139 153	1139 153	1139 153	1139 153	1139 153	1139 153
21-34-45	SLEEVE, Interlock	2464 045	2464 045	2464 045	2464 045	2464 045	2464 045
21-34-46	GASKET, Reverse Lever Detent Plug	1302 807	1302 807	1302 807	1302 807	1302 807	1302 807
21-34-47	SPRING, Reverse Lever Detent Ball	2466 457	2466 457	2466 457	2466 457	2466 457	2466 457
	Gearshift Interlock Ball	2464 047	2464 047	2464 047	2464 047	2464 047	2464 047
	Gearshift Interlock Lever	3410 204	3410 204	3410 204	3410 204	3410 204	3410 204
21-34-51	RETAINER, Lever Detent Spring	2464 052	2464 052	2464 052	2464 052	2464 052	2464 052
21-34-53	GASKET, Gearshift Lever Detent Spring Retainer	2464 053	2464 053	2464 053	2464 053	2464 053	2464 053
21-39-0 TRANSMISSION GEARSHIFT FORK							
21-39-3	FORK, Low and Second Third and Direct Reverse	2538 421 2466 961 2464 051	2538 421 2466 961 2464 051	2538 421 2466 961 2464 051	2538 421 2466 961 2464 051	2538 421 2466 961 2464 051	2538 421 2466 961 2464 051
CARLINES	J - Challenger B - Barracuda	V - Valiant L - Dart	R - Belvedere - Satellite W - Coronet - Charger	P - Plymouth D - Dodge	C - Chrysler Y - Imperial		

AR Indicates use as required.

Indicates parts not listed in any previous parts book.

Numerals in parentheses () refer to notes.

★ Indicates change or addition.

Printed in U.S.A.
January 1972

MANUAL TRANSMISSION

NOTE: All quantities are one (1) unless otherwise indicated in parenthesis

CODE	TRANSMISSION	3410 699 4 Speed A833	3410 681 4 Speed A833	3410 682 4 Speed A833	3410 683 4 Speed A833	3410 679 4 Speed A833	3410 697 4 Speed A833
21-42-0 TRANSMISSION REMOTE CONTROL GEARSHIFT							
21-42-11	LEVER, Low and Second, Stamped Type "A"	2466 221	2466 221	2466 221	2466 221	2466 221	2466 221
	Low and Second, Stamped Type "B"	2466 222	2466 222	2466 222	2466 222	2466 222	2466 222
	Third and Direct	2464 038	2464 038	2464 038	2464 038	2464 038	2464 038
	Reverse	2466 295	2466 295	2466 295	2466 295	2466 295	2466 295
	BOLT, Gearshift Control Lever Mtg. (2)	-----	-----	9421 218	9421 218	-----	-----
21-42-23	LEVER, Operating, Low and Second	2538 575	2538 575	-----	-----	-----	-----
	B, J, Stamped 367	-----	-----	3410 367	3410 367	3410 367	3410 367
	B, J, Stamped 058	-----	-----	3515 058	3515 058	3515 058	3515 058
	R, W	-----	-----	2892 891	2892 891	-----	-----
	Third and Direct	2538 576	2538 576	-----	-----	-----	-----
	B, J, Stamped 366	-----	-----	3410 366	3410 366	3410 366	3410 366
	B, J, Stamped 057	-----	-----	3515 057	3515 057	3515 057	3515 057
	R, W	-----	-----	2892 890	2892 890	-----	-----
	Reverse	2892 967	2892 967	2892 967	2892 967	-----	-----
	B, J	-----	-----	3410 368	3410 368	3410 368	3410 368
	NUT, (AR)	6028 034	6028 034	6028 034	6028 034	6028 034	6028 034
21-42-31	SEAL, Gearshift Lever Shaft Oil (3)	1536 267	1536 267	1536 267	1536 267	1536 267	1536 267

NOTE: All quantities are one (1) unless otherwise indicated in parenthesis

CODE	TRANSMISSION	3410 790 4 Speed A833					
21-01-0 TRANSMISSION SETS OR PACKAGES							
21-01-3	SEAL and GASKET PACKAGE	3420 069					
21-02-0 TRANSMISSION VENT							
21-02-6	VENT	1139 204					
21-03-0 TRANSMISSION CASE							
21-03-1	CASE	3410 193					
21-04-0 TRANSMISSION CASE EXTENSION							
21-04-1	EXTENSION	3410 394					
21-04-2	GASKET	2464 059					
21-04-11	BUSHING	2801 724					
21-04-17	BAFFLE, Vent	2538 785					
21-09-0 TRANSMISSION MAIN DRIVE PINION							
21-09-2	PINION	3410 409					
21-09-5	BEARING, w/SNAP RING	2124 516					
	w/o Snap Ring	3410 048					
21-09-23	SNAP RING, Brg., Outer	2124 518					
	.088" thk. (AR)	6025 754					
	.091" thk. (AR)	6025 755					
	.094" thk. (AR)	6025 756					
	.097" thk. (AR)	6025 757					
21-09-29	RETAINER, Brg.	3410 395					
21-09-30	SEAL, Pinion	2801 692					
CARLINES	J - Challenger B - Barracuda	V - Valiant L - Dart	R - Belvedere W - Coronet - Charger	Satellite	P - Plymouth D - Dodge	C - Chrysler Y - Imperial	

AR Indicates use as required.

Indicates parts not listed in any previous parts book.

Numerals in parentheses () refer to notes.

★ Indicates change or addition.

Printed in U.S.A.
January 1972

MANUAL TRANSMISSION

NOTE: All quantities are one (1) unless otherwise indicated in parenthesis

		3410 790
		4 Speed
CODE	TRANSMISSION	A833

21-09-0 TRANSMISSION MAIN DRIVE PINION Cont'd.

21-09-31	SCREW, Brg. Retainer (4)	1920 101
21-09-33	GASKET, Brg. Retainer	2124 499

21-10-0 TRANSMISSION MAIN DRIVE GEARS

21-10-3	GEAR, Low Speed	2464 018
21-10-16	GEAR, Second Speed 36T, 34T	2464 017
21-10-31	GEAR, Third Speed	2464 016

21-11-0 TRANSMISSION REVERSE IDLER GEAR

21-11-1	GEAR, 22T	2464 073
---------	-----------	----------

21-12-0 TRANSMISSION REVERSE IDLER GEAR SHAFT

21-12-1	SHAFT	2464 023
21-12-2	KEY	1635 293

21-14-0 TRANSMISSION CLUTCH GEAR

21-14-1	SYNCHRONIZER, First, Second and Reverse	3410 305
	Third and Direct	3410 300
	SNAP RING, Low, Second and Reverse	6024 131
	Third and Direct	6024 131
21-14-15	SPRING, Synchronizer, Low and Second (2)	2892 740
	Third and Direct (2)	2892 740
21-14-19	RING, Synchronizer Stop (4)	2892 288

21-15-0 TRANSMISSION COUNTERSHAFT GEAR

21-15-2	GEAR, 30T., 26T., 23T., 17T., 17T.	3410 412
21-15-33	WASHER, Thrust (2)	2538 207

21-16-0 TRANSMISSION MAIN OR OUTPUT SHAFT

21-16-3	SHAFT, 40T, 40T, 13T, 30T, 27 23/64" lgh.	2892 942
---------	--	----------

21-17-0 TRANSMISSION MAIN OR OUTPUT SHAFT PILOT BEARING

21-17-2	ROLLER, (16)	1949 834
21-17-7	SNAP RING, Roller	6024 130

21-19-0 TRANSMISSION MAIN OR OUTPUT SHAFT BEARING

21-19-2	BEARING, Frt.	2801 890
21-19-15	SNAP RING, Inner, (AR) .086" thk.	6025 754
	(AR) .091" thk.	6025 755
	(AR) .094" thk.	6025 756
	(AR) .097" thk.	6025 757
	Outer (AR) .093" thk.	6027 229

21-22-0 TRANSMISSION MAIN OR OUTPUT SHAFT BEARING OIL SEAL

21-22-2	SEAL, Yoke, 2 3/4" O.D.	2400 300
---------	-------------------------	----------

CARLINES

J - Challenger
B - BarracudaV - Valiant
L - DartR - Belvedere - Satellite
W - Coronet - ChargerP - Plymouth
D - DodgeC - Chrysler
Y - Imperial

AR Indicates use as required.

= Indicates parts not listed in any previous parts book.

Numerals in parentheses () refer to notes.

★ Indicates change or addition.

Printed in U.S.A.
January 1972

MANUAL TRANSMISSION

NOTE: All quantities are one (1) unless otherwise indicated in parenthesis

	3410 790	
	4 Speed	
CODE	TRANSMISSION	A833

21-24-0 TRANSMISSION COUNTERSHAFT

21-24-2	COUNTERSHAFT	2464 012
21-24-22	KEY	1635 293

21-25-0 TRANSMISSION COUNTERSHAFT BEARING

21-25-2	ROLLER (76)	2464 744
21-25-4	SPACER	2464 013
21-25-6	WASHER (4)	2464 743

21-29-0 TRANSMISSION GEARSHIFT CASE COVER OR HOUSING

21-29-3	HOUSING	2464 001
	BOLT (7)	6024 457
		6026 874
21-29-25	GASKET	2464 037

21-34-0 TRANSMISSION GEARSHIFT RAIL

21-34-42	PIN, Interlock	2464 046
21-34-44	PLUG, Reverse Lever Detent	1139 153
21-34-45	SLEEVE, Interlock	2464 045
21-34-46	GASKET, Reverse Lever Detent	
	Plug	1302 807
21-34-47	SPRING, Reverse Lever Detent	
	Ball	2466 457
	Gearshift Interlock Ball	2464 047
	BALL, Gearshift	
	Interlock (2)	147 500
21-34-51	RETAINER, Lever Detent Spring	2464 052
21-34-53	GASKET, Gearshift Lever Detent	
	Spring Retainer	2464 053

21-39-0 TRANSMISSION GEARSHIFT FORK

21-39-3	FORK, Low and Second	2538 421
	Third and Direct	2466 961
	Reverse	2464 051

21-42-0 TRANSMISSION REMOTE CONTROL GEARSHIFT

21-42-11	LEVER, Low and Second, Type "A"	2466 221
	Low and Second, Type "B"	2466 222
	Third and Direct	2464 038
	Reverse	2466 295
21-42-23	LEVER, Operating, Low and	
	Second	3410 367
	Third and Direct	3410 366
	Reverse	3410 368
	Nut (AR)	6028 034
21-42-31	SEAL, Gearshift Lever Shaft Oil	
	(3)	1536 267

CARLINES

J - Challenger
B - BarracudaV - Valiant
L - DartR - Belvedere - Satellite
W - Coronet - ChargerP - Plymouth
D - DodgeC - Chrysler
Y - Imperial

AR Indicates use as required.

Indicates parts not listed in any previous parts book.

Numerals in parentheses () refer to notes.

★ Indicates change or addition.

Printed in U.S.A.
January 1972

MANUAL TRANSMISSION

NOTE: All quantities are one (1) unless otherwise indicated in parenthesis

CODE	TRANSMISSION	3410 785	3515 832	3515 833	3515 834	3515 835	3515 836
		3 Speed A903	3 Speed A230	3 Speed A230	3 Speed A230	3 Speed A230	3 Speed A230
21-01-0 TRANSMISSION SETS OR PACKAGES							
21-01-3	SEAL and GASKET PACKAGE	3420 066	3420 068	3420 068	3420-067	3420 067	3420 067
21-02-0 TRANSMISSION VENT							
21-02-6	VENT	1630 746	1630 746	1630 746	1630 746	1139 204	1139 204
21-03-0 TRANSMISSION CASE							
21-03-1	CASE	3515 015	-----	-----	-----	3410 064	-----
	Used UP TO 10/23/70	-----	3410 002	3410 002	3410 002	-----	3410 002
	Used AFTER 10/23/70	-----	3515 438	3515 438	3515 438	-----	3515 438
21-04-0 TRANSMISSION CASE EXTENSION							
21-04-1	EXTENSION	2892 836	3410 041	3410 041	3410 005	3410 005	3410 005
21-04-2	GASKET	1949 361	3410 008	3410 008	3410 008	3410 008	3410 008
21-04-11	BUSHING	2801 726	2801 726	2801 726	2801 724	2801 724	2801 724
21-09-0 TRANSMISSION MAIN DRIVE PINION							
21-09-2	PINION	3410 550	-----	-----	-----	-----	-----
	36T., 20T., 23 Splines, 11" lgh.	-----	3410 066	3410 009	3410 009	3410 066	3410 066
21-09-5	BEARING, w/ SNAP RING w/o Snap Ring	1633 718	2124 516	2124 516	2124 516	-----	2124 516
		-----	3410 048	3410 048	3410 048	2801 890	3410 048
21-09-19	SLINGER, Brg. Oil	3410 413	-----	-----	-----	-----	-----
21-09-23	SNAP RING, Brg. .088" thk. (AR)	6025 754	6025 754	6025 754	6025 754	6025 754	6025 754
	.091" thk. (AR)	6025 755	6025 755	6025 755	6025 755	6025 755	6025 755
	.094" thk. (AR)	6025 756	6025 756	6025 756	6025 756	6025 756	6025 756
	.097" thk. (AR)	6025 757	6025 757	6025 757	6025 757	6025 757	6025 757
	Outer	-----	2124 518	2124 518	2124 518	6027 225	2124 518
21-09-25	WASHER, Brg.	631 877	-----	-----	-----	-----	-----
21-09-29	RETAINER, Brg.	2204 491	3410 395	3410 395	3410 395	3410 247	3410 395
21-09-30	SEAL, Brg., Rubber Coated	2801 692	2801 692	2801 692	2801 692	2801 692	2801 692
21-09-31	SCREW, Brg. Retainer (3) (4)	1920 101	-----	-----	-----	-----	-----
		-----	1920 101	1920 101	1920 101	1920 101	1942 101
21-09-33	GASKET, Brg. Retainer	672 709	2124 499	2124 499	2124 499	2801 893	2124 499
21-10-0 TRANSMISSION MAIN DRIVE GEARS							
21-10-3	GEAR, Low Speed	-----	3410 068	3410 012	3410 012	3410 068	3410 068
21-10-4	GEAR, Sliding, First and Reverse, 29T., 32 Spline	2464 578	-----	-----	-----	-----	-----
21-10-16	GEAR, Second Speed, 24T., 24T 36T., 24T 36T., 27T	2892 807	-----	-----	-----	-----	-----
		-----	3410 067	-----	-----	3410 067	3410 067
		-----	-----	3410 011	3410 011	-----	-----
21-10-72	GEAR, Reverse Speed, 34T., 32T 34T., 28T	-----	-----	3410 013	3410 013	-----	-----
		-----	3410 069	-----	-----	3410 069	3410 069
21-11-0 TRANSMISSION REVERSE IDLER GEAR							
21-11-1	GEAR	1853 695	3410 072	3410 018	3410 018	3410 072	3410 072
21-11-2	ROLLER, Brg. (22)	666 927	666 927	666 927	666 927	666 927	666 927

CARLINES

J - Challenger
B - BarracudaV - Valiant
L - DartR - Belvedere - Satellite
W - Coronet - ChargerP - Plymouth
D - DodgeC - Chrysler
Y - Imperial

AR Indicates use as required.

= Indicates parts not listed in any previous parts book.

Numerals in parentheses () refer to notes.

★ Indicates change or addition.

Printed in U.S.A.
January 1972

MANUAL TRANSMISSION

NOTE: All quantities are one (1) unless otherwise indicated in parenthesis

CODE	TRANSMISSION	3410 785	3515 832	3515 833	3515 834	3515 835	3515 836
		3 Speed	3 Speed	3 Speed	3 Speed	3 Speed	3 Speed
		A903	A230	A230	A230	A230	A230
21-11-0 TRANSMISSION REVERSE IDLER GEAR Cont'd.							
21-11-9	WASHER (2) Steel, w/Bronze Side (2)	666 924 -----	3410 879 = 3515 472	3410 879 = 3515 472	3410 879 = 3515 472	3410 879 = 3515 472	3410 879 = 3515 472
21-12-0 TRANSMISSION REVERSE IDLER GEAR SHAFT							
21-12-1	SHAFT 2 13/32" lgh.	1635 290 3410 210	3410 210 -----	3410 210 -----	3410 210 -----	3410 210 -----	3410 210 -----
21-12-2	KEY	1635 293	1635 293	1635 293	1635 293	1635 293	1635 293
21-14-0 TRANSMISSION CLUTCH GEAR							
21-14-1	SYNCHRONIZER Low Second and Direct	2892 811 ----- -----	----- 3410 582 3515 428	----- 3410 582 3515 428	----- 3410 582 3515 428	----- 3410 582 3515 428	----- 3410 582 3515 428
21-14-5	GEAR, Synchronizer	2204 619	-----	-----	-----	-----	-----
21-14-6	SLEEVE, Synchronizer Clutch	1676 197	-----	-----	-----	-----	-----
21-14-15	SPRING, Synchronizer Stop Ring Painted Orange Synchronizer Low (2) Second and Direct (2)	2538 783 3410 428 ----- ----- -----	----- ----- ----- 3410 554 3410 554	----- ----- ----- 3410 554 3410 554	----- ----- ----- 3410 554 3410 554	----- ----- ----- 3410 554 3410 554	----- ----- ----- 3410 554 3410 554
21-14-19	RING, Synchronizer Stop, Outer Second Speed Stop, Inner Direct Speed Stop, Inner Low Stop, Bronze, w/3 Lugs Second and Direct, Stop, w/3 Lugs (2)	2464 839 3410 808 3410 808 ----- ----- ----- ----- -----	----- ----- ----- ----- ----- 3515 023 3515 023	----- ----- ----- ----- ----- 3515 023 3515 023	----- ----- ----- ----- ----- 3515 023 3515 023	----- ----- ----- ----- ----- 3515 023 3515 023	----- ----- ----- ----- ----- 3515 023 3515 023
21-14-20	SNAP RING, Synchronizer, (AR)	6027 246	6024 131	6024 131	6024 131	6024 131	6024 131
21-14-21	SHIM, Synchronizer	2464 724	-----	-----	-----	-----	-----
21-15-0 TRANSMISSION COUNTERSHAFT GEAR							
21-15-2	GEAR, 33T., 24T., 18T., 14T 29T., 23T., 16T., 16T 31T., 25T., 17T., 13T	2538 068 ----- ----- -----	----- ----- 3410 073	----- ----- 3410 020	----- ----- 3410 020	----- ----- 3410 073	----- ----- 3410 073
21-15-33	WASHER, Thrust (2)	1633 763	3410 162	3410 162	3410 162	3410 162	3410 162
21-16-0 TRANSMISSION MAIN OR OUTPUT SHAFT							
21-16-3	SHAFT, 32T., 32T., 13T., 26T 40T., 40T., 13T., 26T 40T., 40T., 13T., 30T	2892 940 ----- ----- -----	----- 3410 043	----- 3410 043	----- ----- 3410 010	----- ----- 3410 010	----- ----- 3410 010
21-17-0 TRANSMISSION MAIN OR OUTPUT SHAFT PILOT BEARING							
21-17-2	ROLLER (14) (15)	1949 834 -----	----- 1949 834	----- 1949 834	----- 1949 834	----- 1949 834	----- 1949 834
21-17-7	SNAP RING, Roller	601 108	862 173	862 173	862 173	862 173	862 173
21-19-0 TRANSMISSION MAIN OR OUTPUT SHAFT BEARING							
21-19-2	BEARING	1633 718	3410 048	3410 048	3410 048	2801 890	3410 048

CARLINES

J - Challenger
B - BarracudaV - Valiant
L - DartR - Belvedere - Satellite
W - Coronet - ChargerP - Plymouth
D - DodgeC - Chrysler
Y - Imperial

AR Indicates use as required.

Indicates parts not listed in any previous parts book.

Numerals in parentheses () refer to notes.

★ Indicates change or addition.

Printed in U.S.A.
January 1972

MANUAL TRANSMISSION

NOTE: All quantities are one (1) unless otherwise indicated in parenthesis

CODE	TRANSMISSION	3410 785 3 Speed A903	3515 832 3 Speed A230	3515 833 3 Speed A230	3515 834 3 Speed A230	3515 835 3 Speed A230	3515 836 3 Speed A230
------	--------------	-----------------------------	-----------------------------	-----------------------------	-----------------------------	-----------------------------	-----------------------------

21-19-0 TRANSMISSION MAIN OR OUTPUT SHAFT BEARING Cont'd.

21-19-15	SNAP RING, Inner, 1 13/32"						
	O.D. .086" thk. (AR)	6025 754	6025 754	6025 754	6025 754	6025 754	6025 754
	.091" thk. (AR)	6025 755	6025 755	6025 755	6025 755	6025 755	6025 755
	.094" thk. (AR)	6025 756	6025 756	6025 756	6025 756	6025 756	6025 756
	.097" thk. (AR)	6025 757	6025 757	6025 757	6025 757	6025 757	6025 757
	Outer, .086" thk. (AR)	640 280	-----	-----	-----	-----	-----
	.089" thk. (AR)	631 809	-----	-----	-----	-----	-----
	.092" thk. (AR)	631 810	-----	-----	-----	-----	-----
	.093" thk. (AR)	-----	6028 258	6028 258	6028 258	6027 229	6028 258
	.095" thk. (AR)	640 331	-----	-----	-----	-----	-----

21-22-0 TRANSMISSION MAIN OR OUTPUT SHAFT BEARING OIL SEAL

21-22-2	SEAL, Yoke, 2 1/2" O.D., Rubber, w/one Sealing Lip 2 3/4" O.D.	2400 163	2400 163	2400 163	----- 2400 300	----- 2400 300	----- 2400 300
---------	---	----------	----------	----------	-------------------	-------------------	-------------------

21-23-0 TRANSMISSION MAIN OR OUTPUT SHAFT BEARING RETAINER

21-23-2	RETAINER	-----	3410 007	3410 007	3410 007	3410 082	3410 007
---------	----------	-------	----------	----------	----------	----------	----------

21-24-0 TRANSMISSION COUNTERSHAFT

21-24-2	COUNTERSHAFT	1635 282	3410 026	3410 026	3410 026	3410 026	3410 026
21-24-2	KEY	1635 293	1635 293	1635 293	1635 293	1635 293	1635 293

21-25-0 TRANSMISSION COUNTERSHAFT BEARING

21-25-2	ROLLER (44) (88)	666 927	----- 2124 502	----- 2124 502	----- 2124 502	----- 2124 502	----- 2124 502
21-25-4	SPACER	697 812	-----	-----	-----	-----	-----
21-25-6	WASHER, Thrust (2) Brg. (6)	1630 878	----- 2124 506	----- 2124 506	----- 2124 506	----- 2124 506	----- 2124 506

21-29-0 TRANSMISSION GEARSHIFT CASE COVER OR HOUSING

21-29-3	COVER, Case	1949 345	-----	-----	-----	-----	-----
	HOUSING, Gearshift	-----	3410 921	3410 921	3410 921	3410 921	3410 921
	BOLT	-----	6026 874	6026 874	6026 874	6026 874	6026 874
	(8)	-----	6024 457	6024 457	6024 457	6024 457	6024 457
21-29-25	GASKET, Case Cover Gearshift Hsg.	1949 346	----- 3410 030	----- 3410 030	----- 3410 030	----- 3410 030	----- 3410 030

21-34-0 TRANSMISSION GEARSHIFT RAIL

21-34-42	Pin, Interlock	1949 356	-----	-----	-----	-----	-----
21-34-45	SLEEVE, Interlock	1949 355	-----	-----	-----	-----	-----
21-34-47	SPRING, Interlock WASHER	2205 131 6026 239	3410 204	3410 204	3410 204	3410 204	3410 204

21-39-0 TRANSMISSION GEARSHIFT FORK

21-39-3	FORK, Low and Reverse Second and Direct (2)	1949 351 3410 561	----- 3410 038	----- 3410 038	----- 3410 038	----- 3410 038	----- 3410 038
---------	---	----------------------	-------------------	-------------------	-------------------	-------------------	-------------------

CARLINES

J - Challenger
B - BarracudaV - Valiant
L - DartR - Belvedere - Satellite
W - Coronet - ChargerP - Plymouth
D - DodgeC - Chrysler
Y - Imperial

AR Indicates use as required.

≠ Indicates parts not listed in any previous parts book.

Numerals in parentheses () refer to notes.

★ Indicates change or addition.

Printed in U.S.A.
January 1972

MANUAL TRANSMISSION

NOTE: All quantities are one (1) unless otherwise indicated in parenthesis

CODE	TRANSMISSION	3410 785 3 Speed A903	3515 832 3 Speed A230	3515 833 3 Speed A230	3515 834 3 Speed A230	3515 835 3 Speed A230	3515 836 3 Speed A230
21-42-0 TRANSMISSION REMOTE CONTROL GEARSHIFT							
21-42-11	LEVER, w/SHAFT, Gearshift, Low and Reverse Second and Direct PIN, Shaft (2)	2801 938 3515 017 6022 161	3515 238 3410 930 -----	3515 238 3410 930 -----	3515 238 3410 930 -----	3515 238 3410 930 -----	3515 238 3410 930 -----
21-42-13	SHAFT, Gearshift Lever, Second and Direct	-----	3410 922	3410 922	3410 922	3410 922	3410 922
21-42-23	LEVER, Gearshift Operat- ing, Low and Reverse, V, L, w/198 and 225 Eng. Low and Reverse, R, W, w/225 Eng. V, L, w/318 Eng. Second and Direct, V, L, w/198 and 225 Eng. R, W, w/225 Eng. Low and Reverse, V, L, w/198, 225, 318 and 340 Eng., Floor Shift Low and Reverse, V, L, w/198, 225 and 318 Eng., Column Shift	3410 362 3515 065 ----- 3410 363 3410 365 ----- ----- ----- ----- ----- ----- -----	----- ----- 3515 402 -----	3410 063 ----- 3515 402 ----- 3410 063 -----	----- ----- ----- ----- ----- ----- ----- ----- ----- ----- -----	----- ----- ----- ----- ----- ----- ----- ----- ----- ----- -----	----- ----- ----- ----- ----- ----- ----- ----- ----- ----- -----
	Low and Reverse, B, J, R, W, Floor Shift, Stamped 403 Low and Reverse, R, W, w/225 and 318 Eng., Column Shift Low and Reverse, R, W, Floor Shift, Stamped 404 Low and Reverse, Column Shift First and Reverse, Floor Shift, on Mechanism, w/Square Center Slot	----- ----- ----- ----- ----- ----- ----- -----	----- ----- ----- ----- ----- ----- 2950 948	----- ----- ----- ----- ----- ----- 2950 948	----- ----- ----- ----- ----- ----- 2950 948	----- ----- ----- ----- ----- ----- 2950 948	----- ----- ----- ----- ----- ----- 2950 948
	First and Reverse, Floor Shift, on Mechanism, w/Round Center Slot Second and Direct, Floor Shift Second and Direct, Column Shift Second and Direct, R, W, w/225 and 318 Eng., Column Shift	----- ----- ----- ----- ----- ----- -----	3410 053 -----	3410 053 3410 062	----- -----	----- -----	----- -----
	Second and Direct, B, J, R, W, Floor Shift, Stamped 490 Second and Direct, R, W, Floor Shift, Stamped 172 Second and Direct, P, D, C, Column Shift	----- ----- ----- -----	----- ----- ----- -----	----- ----- ----- -----	3410 490 ----- ----- 3410 036	3410 490 ----- 3515 172 3410 036	3410 490 ----- 3515 172 3410 036

CARLINES	J - Challenger B - Barracuda	V - Valiant L - Dart	R - Belvedere - Satellite W - Cronet - Charger	P - Plymouth D - Dodge	C - Chrysler Y - Imperial
----------	---------------------------------	-------------------------	---	---------------------------	------------------------------

AR Indicates use as required.

Indicates parts not listed in any previous parts book.

Numerals in parentheses () refer to notes.

★ Indicates change or addition.

Printed in U.S.A.

January 1972

MANUAL TRANSMISSION

NOTE: All quantities are one (1) unless otherwise indicated in parenthesis

CODE	TRANSMISSION	3410 785 3 Speed A903	3515 832 3 Speed A230	3515 833 3 Speed A230	3515 834 3 Speed A230	3515 835 3 Speed A230	3515 836 3 Speed A230
21-42-0 TRANSMISSION REMOTE CONTROL GEARSHIFT Cont'd.							
21-42-23	LEVER Cont'd.						
	Second and Third, on Mechanism	-----	2950 947	2950 947	2950 947	2950 947	2950 947
	Gearshift Interlock (2) CLIP, Interlock Lever	-----	3410 207	3410 207	3410 207	3410 207	3410 207
	PIN, Interlock Lever	6025 071	-----	-----	-----	-----	-----
	SNAP RING, Interlock Lever Pin	-----	6028 261	6028 261	6028 261	6028 261	6028 261
	NUT, Gearshift Operating Lever (2)	-----	6025 857	6025 857	6025 857	6025 857	6025 857
21-42-25	WASHER, Interlock Lever Spring, Low and Reverse	6028 034	-----	-----	-----	-----	-----
21-42-28	PIN, Interlock, Low and Reverse	6026 239	-----	-----	-----	-----	-----
21-42-29	PAWL, Interlock Lever, Low and Reverse	2538 013	-----	-----	-----	-----	-----
21-42-31	SEAL, Gearshift Lever Shaft Oil (2)	2538 014	-----	-----	-----	-----	-----
		1949 350	1949 350	1949 350	1949 350	1949 350	1949 350

NOTE: All quantities are one (1) unless indicated in parenthesis

CODE	TRANSMISSION	3410 758 4 Speed A833	3410 759 4 Speed A833	3410 760 4 Speed A833	3410 761 4 Speed A833	3410 763 4 Speed A833
21-01-0 TRANSMISSION SETS OR PACKAGES						
21-01-3	SEAL and GASKET PACKAGE	3420 069	3420 069	3420 069	3004 614	3420 069
21-02-0 TRANSMISSION VENT						
21-02-6	VENT	1630 746	1630 746	1630 746	1630 746	1630 746
21-03-0 TRANSMISSION CASE						
21-03-1	CASE	3410 193	3410 193	3410 193	3410 193	3410 193
21-04-0 TRANSMISSION CASE EXTENSION						
21-04-1	EXTENSION	2892 961	2892 961	3410 394	3410 394	3410 394
21-04-2	GASKET	2464 059	2464 059	2464 059	2464 059	2464 059
21-04-11	BUSHING	2801 724	2801 724	2801 724	2801 724	2801 724
21-04-17	BAFFLE, Vent	2538 785	2538 785	2538 785	2538 785	2538 785
21-09-0 TRANSMISSION MAIN DRIVE PINION						
21-09-2	PINION, 23T., 22T., 36 Splines, 11 1/4" lgh.	2466 427	-----	-----	-----	-----
	23T., 25T., 36 Splines	-----	3410 409	3410 409	-----	3410 409
	18T., 22T., 36 Splines	-----	-----	-----	3410 402	-----
21-09-5	BEARING, w/SNAP RING w/o Snap Ring	2124 516	2124 516	-----	-----	2124 516
21-09-23	SNAP RING, Brg., Outer, Std.	2124 518	2124 518	2801 890	2801 890	-----
	.088" thk. (AR)	6025 754	6025 754	6027 225	6027 225	2124 518
	.091" thk. (AR)	6025 755	6025 755	6025 754	6025 754	6025 754
	.094" thk. (AR)	6025 756	6025 756	6025 755	6025 755	6025 755
	.097" thk. (AR)	6025 757	6025 757	6025 756	6025 756	6025 756
				6025 757	6025 757	6025 757

CARLINES

J - Challenger
B - BarracudaV - Valiant
L - DartR - Belvedere - Satallite
W - Coronet - ChargerP - Plymouth
D - DodgeC - Chrysler
Y - Imperial

AR Indicates use as required.

≠ Indicates parts not listed in any previous parts book.

Numerals in parentheses () refer to notes.

★ Indicates change or addition.

Printed in U.S.A.
January 1972

MANUAL TRANSMISSION

NOTE: All quantities are one (1) unless otherwise indicated in parenthesis

CODE	TRANSMISSION	3410 758 4 Speed A833	3410 759 4 Speed A833	3410 760 4 Speed A833	3410 761 4 Speed A833	3410 763 4 Speed A833
21-09-0 TRANSMISSION MAIN DRIVE PINION Cont'd.						
21-09-29	RETAINER, Brg.	3410 395	3410 395	3410 247	2801 892	3410 395
21-09-30	SEAL, Pinion Pinion Brg.	2801 692	2801 692	2801 692	----- 2801 733	2801 692
21-09-31	SCREW, Brg. Retainer (4)	1920 101	1920 101	1920 101	1920 101	1920 101
21-09-33	GASKET, Brg. Retainer	2124 499	2124 499	2801 893	2801 893	2124 499
21-10-0 TRANSMISSION MAIN DRIVE GEARS						
21-10-3	GEAR, Low Speed	2464 018	2464 018	2464 018	2801 107	2464 018
21-10-16	GEAR, Second Speed, 36T., 32T	2464 069	----- 3410 411	----- 3410 410	----- 3410 403	----- 3410 411
21-10-31	GEAR, Third Speed	2464 659	3410 410	3410 410	3410 405	3410 410
21-11-0 TRANSMISSION REVERSE IDLER GEAR						
21-11-1	GEAR, 22T	2464 073	2464 073	2464 073	2464 073	2464 073
21-12-0 TRANSMISSION REVERSE IDLER GEAR SHAFT						
21-12-1	SHAFT	2464 023	2464 023	2464 023	2464 023	2464 023
21-12-2	KEY	1635 293	1635 293	1635 293	1635 293	1635 293
21-14-0 TRANSMISSION CLUTCH GEAR						
21-14-1	SYNCHRONIZER, First, Second and Reverse, UP TO approx. Dec. 1970	3410 305	3410 305	3410 305	3410 305	3410 305
	AFTER approx. Dec. 1970	3515 470	3515 470	3515 470	3515 470	3515 470
	Third and Direct, UP TO approx. Dec. 1970	3410 300	3410 300	3410 300	3410 300	3410 300
	AFTER approx. Dec. 1970	3515 469	3515 469	3515 469	3515 469	3515 469
	SNAP RING, Low, Second and Reverse	6024 131	6024 131	6024 131	6024 131	6024 131
	Third and Direct	6024 131	6024 131	6024 131	6024 131	6024 131
21-14-15	SPRING, Synchronizer, Low and Second(2) 3 1/32" O.D. (2)	2892 740	2892 740	2892 740	2892 740	2892 740
	3 7/64" O.D. Third and Direct (2)	3515 468	3515 468	3515 468	3515 468	3515 468
21-14-19	RING, Synchronizer Stop, Bronze (2) Third and Direct (2)	2892 740 2892 288 2892 288	2892 740 2892 288 2892 288	2892 740 2892 288 2892 288	2892 740 2892 288 2892 288	2892 740 2892 288 2892 288
21-15-0 TRANSMISSION COUNTERSHAFT GEAR						
21-15-2	GEAR, 33T., 29T., 25T., 17T., 17T	2464 658	----- 3410 412	----- 3410 412	----- 3410 407	----- 3410 412
21-15-33	WASHER, Thrust (2)	2538 207	2538 207	2538 207	2538 207	2538 207

CARLINES

J - Challenger
B - BarracudaV - Valiant
L - DartR - Belvedere - Satellite
W - Coronet - ChargerP - Plymouth
D - DodgeC - Chrysler
Y - Imperial

AR Indicates use as required.

Indicates parts not listed in any previous parts book.

Numerals in parentheses () refer to notes.

★ Indicates change or addition.

Printed in U.S.A.
January 1972

MANUAL TRANSMISSION

NOTE: All quantities are one (1) unless otherwise indicated in parenthesis

CODE	TRANSMISSION	3410 758 4 Speed A833	3410 759 4 Speed A833	3410 760 4 Speed A833	3410 761 4 Speed A833	3410 763 4 Speed A833
21-16-0 TRANSMISSION MAIN OR OUTPUT SHAFT						
21-16-3	SHAFT, 40T., 40T., 13T., 30T., 23 1/4" lgh. 40T., 40T., 13T., 30T., 27 23/64" lgh.	2892 909	2892 909	-----	-----	-----
		-----	-----	2892 942	2892 942	2892 942
21-17-0 TRANSMISSION MAIN OR OUTPUT SHAFT PILOT BEARING						
21-17-2	ROLLER (16)	1949 834	1949 834	1949 834	1949 834	1949 834
21-17-7	SNAP RING, Roller	6024 130	6024 130	6024 130	6024 130	6024 130
21-19-0 TRANSMISSION MAIN OR OUTPUT SHAFT BEARING						
21-19-2	BEARING, Frt.	3410 048	3410 048	2801 890	2801 890	2801 890
21-19-15	SNAP RING, Inner, (AR) .086" thk.	6025 754	6025 754	6025 754	6025 754	6025 754
	(AR) .091" thk.	6025 755	6025 755	6025 755	6025 755	6025 755
	(AR) .094" thk.	6025 756	6025 756	6025 756	6025 756	6025 756
	(AR) .097" thk.	6025 757	6025 757	6025 757	6025 757	6025 757
	Outer (AR) .087" thk.	6024 125	6024 125	-----	-----	-----
	(AR) .093" thk.	-----	-----	6027 229	6027 229	6027 229
21-22-0 TRANSMISSION MAIN OR OUTPUT SHAFT BEARING OIL SEAL						
21-22-2	SEAL, Yoke	2400 300	2400 300	2400 300	2400 300	2400 300
21-24-0 TRANSMISSION COUNTERSHAFT						
21-24-2	COUNTERSHAFT	2464 012	2464 012	2464 012	2464 012	2464 012
21-24-22	KEY	1635 293	1635 293	1635 293	1635 293	1635 293
21-25-0 TRANSMISSION COUNTERSHAFT BEARING						
21-25-2	ROLLER (76)	2464 744	2464 744	2464 744	2464 744	2464 744
21-25-4	SPACER	2464 013	2464 013	2464 013	2464 013	2464 013
21-25-6	WASHER (4)	2464 743	2464 743	2464 743	2464 743	2464 743
21-29-0 TRANSMISSION GEARSHIFT CASE COVER OR HOUSING						
21-29-3	HOUSING	3515 350	3410 244	3515 350	3515 350	3410 244
	BOLT (7)	6024 457	6024 457	6024 457	6024 457	6024 457
		6026 874	6026 874	6026 874	6026 874	6026 874
21-29-25	GASKET	2464 037	2464 037	2464 037	2464 037	2464 037
21-34-0 TRANSMISSION GEARSHIFT RAIL						
21-34-42	PIN, Interlock	6028 630	6028 630	6028 630	6028 630	6028 630
21-34-44	PLUG, Reverse Lever Detent	1139 153	1139 153	1139 153	1139 153	1139 153
21-34-46	GASKET, Reverse Lever Detent Plug	1302 807	1302 807	1302 807	1302 807	1302 807
21-34-47	SPRING, Reverse Lever Detent Ball Gearshift Interlock Lever	2466 457	2466 457	2466 457	2466 457	2466 457
		3410 204	3410 204	3410 204	3410 204	3410 204
21-34-51	RETAINER, Lever Detent Spring	2464 052	2464 052	2464 052	2464 052	2464 052
21-34-53	GASKET, Gearshift Lever Detent Spring Retainer	2464 053	2464 053	2464 053	2464 053	2464 053

CARLINES

J - Challenger
B - BarracudaV - Valiant
L - DartR - Belvedere - Satallite
W - Coronet - ChargerP - Plymouth
D - DodgeC - Chrysler
Y - Imperial

AR Indicates use as required.

≠ Indicates parts not listed in any previous parts book.

Numerals in parentheses () refer to notes.

★ Indicates change or addition.

Printed in U.S.A.
January 1972

MANUAL TRANSMISSION

NOTE: All quantities are one (1) unless otherwise indicated in parenthesis

CODE	TRANSMISSION	3410 758 4 Speed A833	3410 759 4 Speed A833	3410 760 4 Speed A833	3410 761 4 Speed A833	3410 763 4 Speed A833
21-39-0 TRANSMISSION GEARSHIFT FORK						
21-39-3	FORK, Low and Second	3410 141	3410 141	3410 141	3410 141	3410 141
	Third and Direct	3410 038	3410 038	3410 038	3410 038	3410 038
	Reverse	2464 051	2464 051	2464 051	2464 051	2464 051
21-42-0 TRANSMISSION REMOTE CONTROL GEARSHIFT						
21-42-11	LEVER, w/SHAFT, Low and Second, Stamped Type "A"	3410 542	3410 542	3410 542	3410 542	3410 542
	Low and Second, Stamped Type "B"	3410 543	3410 543	3410 543	3410 543	3410 543
	Third and Direct	3410 168	3515 348	3410 168	3410 168	3515 348
	Reverse	2466 295	2466 295	2466 295	2466 295	2466 295
21-42-23	LEVER, Operating, Low and Second, V, L	2538 575	2538 575	-----	-----	-----
	Low and Second, R, W, Stamped 147	-----	-----	3515 147	3515 147	3515 147
	Low and Second, B, J, R, W, Stamped 058	-----	-----	3515 058	3515 058	3515 058
	Third and Direct, V, L	2538 576	2538 576	-----	-----	-----
	Third and Direct, B, J, R, W, Stamped 057	-----	-----	3515 057	3515 057	3515 057
	Third and Direct, R, W, Stamped 146	-----	-----	3515 146	3515 146	3515 146
	Reverse, Stamped 967	2892 967	2892 967	2892 967	2892 967	-----
	Reverse, Stamped 148	-----	-----	3515 148	3515 148	3515 148
	Reverse, B, J, R, W, Stamped 368	-----	-----	3410 368	3410 368	3410 368
	Interlock (2)	3410 093	3410 093	3410 093	3410 093	3410 093
	NUT (AR)	6028 034	6028 034	6028 034	6028 034	6028 034
	PIN, Interlock	6028 630	6028 630	6028 630	6028 630	6028 630
21-42-31	SEAL, Gearshift Lever Shaft Oil (3)	1536 267	1536 267	1536 267	1536 267	1536 267

NOTE: All quantities are one (1) unless otherwise indicated in parenthesis

CODE	TRANSMISSION	3410 791 4 Speed A833

21-01-0 TRANSMISSION SETS OR PACKAGES

21-01-3 SEAL and GASKET PACKAGE 3420 069

21-02-0 TRANSMISSION

VENT 1139 204

21-03-0 TRANSMISSION CASE

21-03-1 CASE 3410 194

21-04-0 TRANSMISSION CASE EXTENSION

21-04-1 EXTENSION 3410 394
 21-04-2 GASKET 2464 059
 21-04-11 BUSHING 2801 724
 21-04-17 BAFFLE, Vent 2538 785

CARLINES	J - Challenger B - Barracuda	V - Valiant L - Dart	R - Belvedere - Satellite W - Coronet - Charger	P - Plymouth D - Dodge	C - Chrysler Y - Imperial
----------	---------------------------------	-------------------------	--	---------------------------	------------------------------

AR Indicates use as required.

Indicates parts not listed in any previous parts book.

Numerals in parentheses () refer to notes.

★ Indicates change or addition.

Printed in U.S.A.
January 1972

MANUAL TRANSMISSION

NOTE: All quantities are one (1) unless otherwise indicated in parenthesis

	3410 791 4 Speed	
CODE	TRANSMISSION	A833

21-09-0 TRANSMISSION MAIN DRIVE PINION

21-09-2	PINION	3410 409
21-09-5	BEARING, w/o Snap Ring	2801 890
21-09-23	SNAP RING, Brg., Outer, Std.	6027 225
	.088" thk. (AR)	6025 754
	.091" thk. (AR)	6025 755
	.094" thk. (AR)	6025 756
	.097" thk. (AR)	6025 757
21-09-29	RETAINER, Brg.	3410 247
21-09-30	SEAL, Pinion	2801 692
21-09-31	SCREW, Brg. Retainer (4)	1920 101
21-09-33	GASKET, Brg. Retainer	2801 893

21-10-0 TRANSMISSION MAIN DRIVE GEARS

21-10-3	GEAR, Low Speed	2464 018
21-10-16	GEAR, Second Speed	3410 411
21-10-31	GEAR, Third Speed	3410 410

21-11-0 TRANSMISSION REVERSE IDLE GEAR

21-11-1	GEAR	2464 073
---------	------	----------

21-12-0 TRANSMISSION REVERSE IDLER GEAR SHAFT

21-12-1	SHAFT	2464 023
21-12-2	KEY	1635 293

21-14-0 TRANSMISSION CLUTCH GEAR

21-14-1	SYNCHRONIZER, First Second and Reverse, UP TO approx. Dec. 1970	3410 305
	AFTER approx. Dec. 1970	= 3515 470
	Third and Direct, UP TO approx. Dec. 1970	3410 300
	AFTER approx. Dec. 1970	= 3515 469
	SNAP RING, Low, Second and Reverse	6024 131
	Third and Direct	6024 131
21-14-15	SPRING, Synchronizer, Low, Second and Reverse 2 31/32" O.D. (2)	2892 740
	3 7/64" O.D.	= 3515 468
	Third and Direct (2)	2892 740
21-14-19	RING, Synchronizer Stop, Bronze (4)	2892 288

21-15-0 TRANSMISSION COUNTERSHAFT GEAR

21-15-2	GEAR, 30T., 26T., 23T., 17T., 17T	3410 412
21-15-33	WASHER, Thrust (2)	2538 207

CARLINES

J - Challenger
B - BarracudaV - Valiant
L - DartR - Belvedere - Satallite
W - Coronet - ChargerP - Plymouth
D - DodgeC - Chrysler
Y - Imperial

AR Indicates use as required.

≠ Indicates parts not listed in any previous parts book.

Numerals in parentheses () refer to notes.

★ Indicates change or addition.

Printed in U.S.A.
January 1972

MANUAL TRANSMISSION

NOTE: All quantities are one (1) unless otherwise indicated in parenthesis

		3410 791
		4 Speed
CODE	TRANSMISSION	A833

21-16-0 TRANSMISSION MAIN OR OUTPUT SHAFT

21-16-3	SHAFT, 40T., 40T., 13T., 30T., 27 23/64" lgh.	2892 942
---------	--	----------

21-17-0 TRANSMISSION MAIN OR OUTPUT SHAFT PILOT BEARING

21-17-2	ROLLER (16)	1949 834
21-17-7	SNAP RING, Roller	6024 130

21-19-0 TRANSMISSION MAIN OR OUTPUT SHAFT BEARING

21-19-2	BEARING, Frt.	2801 890
21-19-15	SNAP RING, Inner, (AR)	.086" thk. 6025 754
		.091" thk. 6025 755
		.094" thk. 6025 756
		.097" thk. 6025 757
	Outer (AR)	.093" thk. 6027 229

21-22-0 TRANSMISSION MAIN OR OUTPUT SHAFT BEARING OIL SEAL

21-22-2	SEAL, Yoke	2400 300
---------	------------	----------

21-24-0 TRANSMISSION COUNTERSHAFT

21-24-2	COUNTERSHAFT	2464 012
21-24-22	KEY	1635 293

21-25-0 TRANSMISSION COUNTERSHAFT BEARING

21-25-2	ROLLER (76)	2464 744
21-25-4	SPACER	2464 013
21-25-6	WASHER (4)	2464 743

21-29-0 TRANSMISSION GEARSHIFT CASE COVER OR HOUSING

21-29-3	HOUSING,	2464 001
		6026 874
21-29-25	GASKET	2464 037

21-34-0 TRANSMISSION GEARSHIFT RAIL

21-34-42	PIN, Interlock	2464 046
21-34-44	PLUG, Reverse Lever Detent	1139 153
21-34-45	SLEEVE, Interlock	2464 045
21-34-46	GASKET, Reverse Lever Detent Plug	1302 807
21-34-47	SPRING, Reverse Lever Detent Ball Gearshift Interlock Lever	2466 457
		3410 204
		3464 047
21-34-51	RETAINER, Lever Detent Spring	2464 052
21-34-53	GASKET, Gearshift Lever Detent Spring Retainer	2464 053

CARLINES	J - Challenger B - Barracuda	V - Valiant L - Dart	R - Belvedere - Satalite W - Coronet - Charger	P - Plymouth D - Dodge	C - Chrysler Y - Imperial
----------	---------------------------------	-------------------------	---	---------------------------	------------------------------

AR Indicates use as required.

Indicates parts not listed in any previous parts book.

Numerals in parentheses () refer to notes.

★ Indicates change or addition.

Printed in U.S.A.
January 1972

MANUAL TRANSMISSION

NOTE: All quantities are one (1) unless otherwise indicated in parenthesis

		3410 791	
		4 Speed	
CODE	TRANSMISSION	A833	

21-39-0 TRANSMISSION GEARSHIFT FORK

21-39-3	FORK, Low and Second	2538 421
	Third and Direct	2466 961
	Reverse	2464 051

21-42-0 TRANSMISSION REMOTE CONTROL GEARSHIFT

21-42-11	LEVER, w/SHAFT, Low and Second, Stamped Type "A"	2466 221
	Low and Second, Stamped Type "B"	2466 222
	Third and Direct	2464 038
	Reverse	2466 295
		3515 324
21-42-23	LEVER, Operating, Low and Second, Stamped 147	3515 147
	Third and Direct, Stamped 146	3515 146
	Reverse, Stamped 967	2892 967
	Reverse, Stamped 148	3515 148
	Interlock (2)	3410 093
	NUT (2)	6028 034
	BALL, Interlock (2)	147 500
21-42-31	SEAL, Gearshift Lever Shaft Oil (3)	1536 267

NOTES

CARLINES

J - Challenger
B - BarracudaV - Valiant
L - DartR - Belvedere - Satellite
W - Coronet - ChargerP - Plymouth
D - DodgeC - Chrysler
Y - Imperial

AR Indicates use as required.

≠ Indicates parts not listed in any previous parts book.

Numerals in parentheses () refer to notes.

★ Indicates change or addition.

Printed in U.S.A.
January 1972