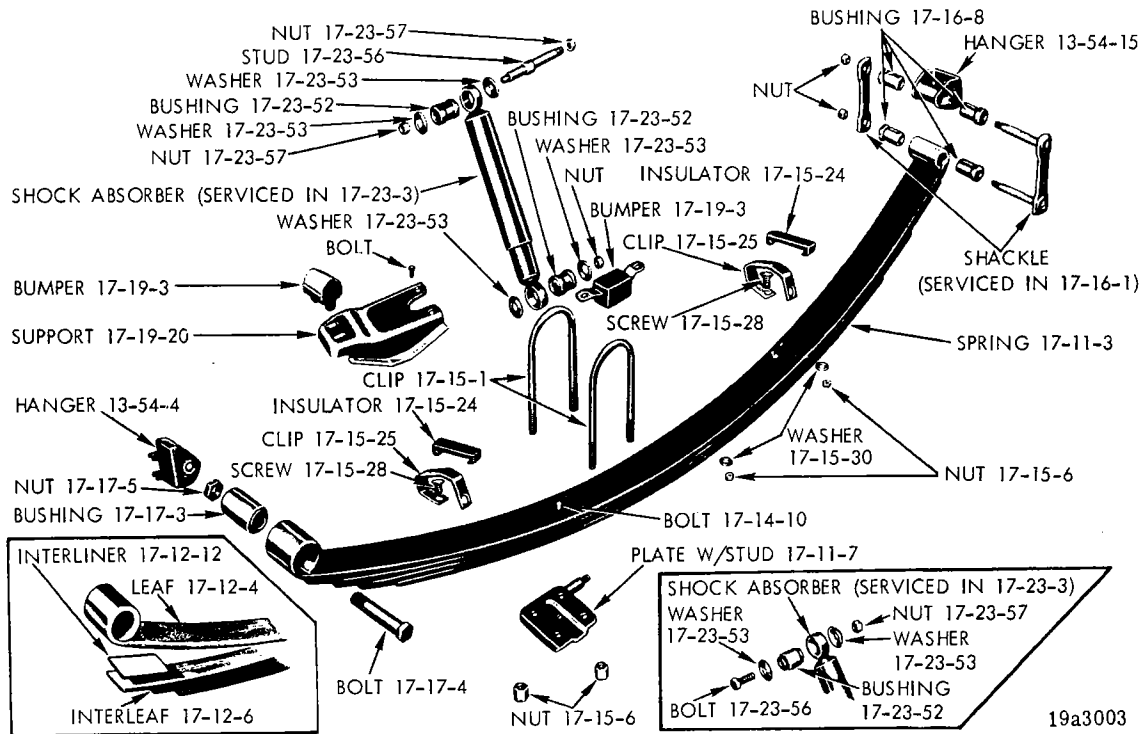
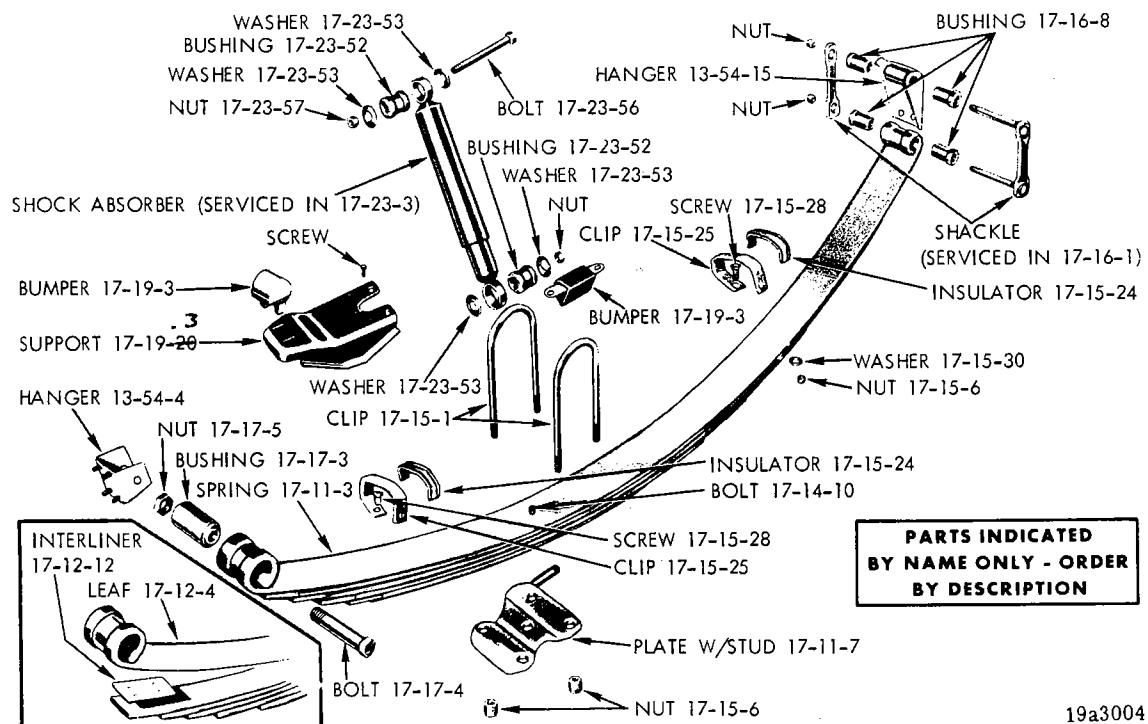
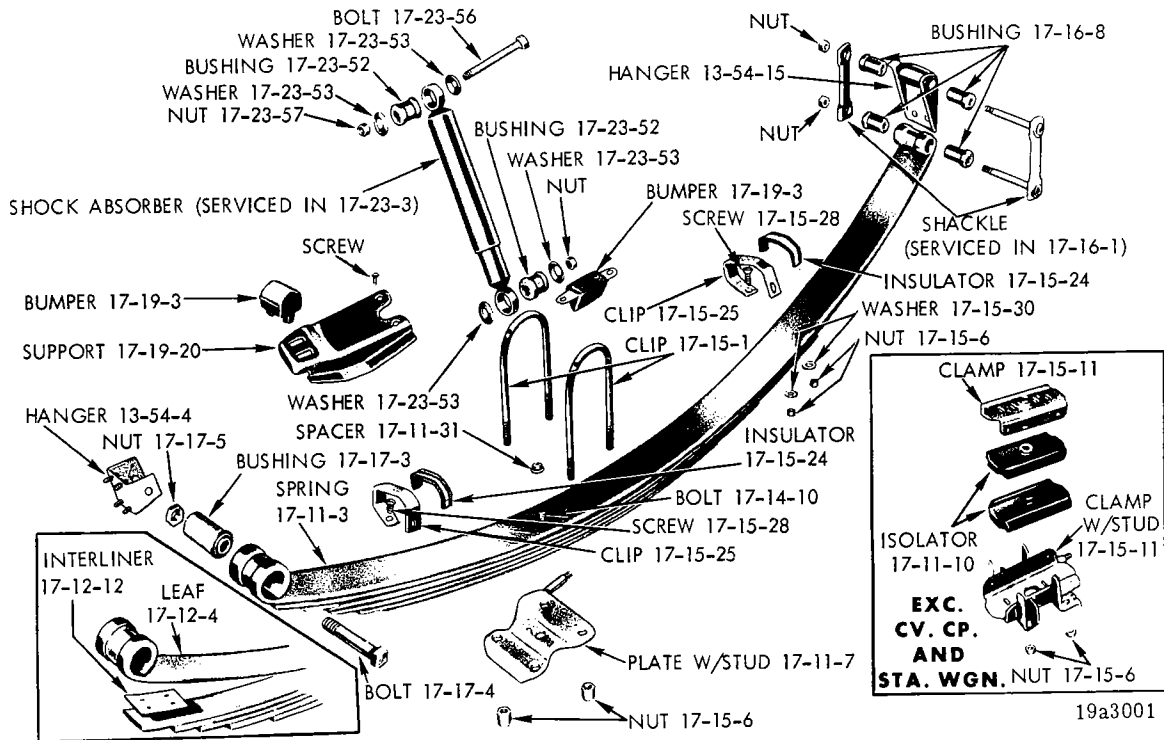


GROUP 17 - SPRINGS

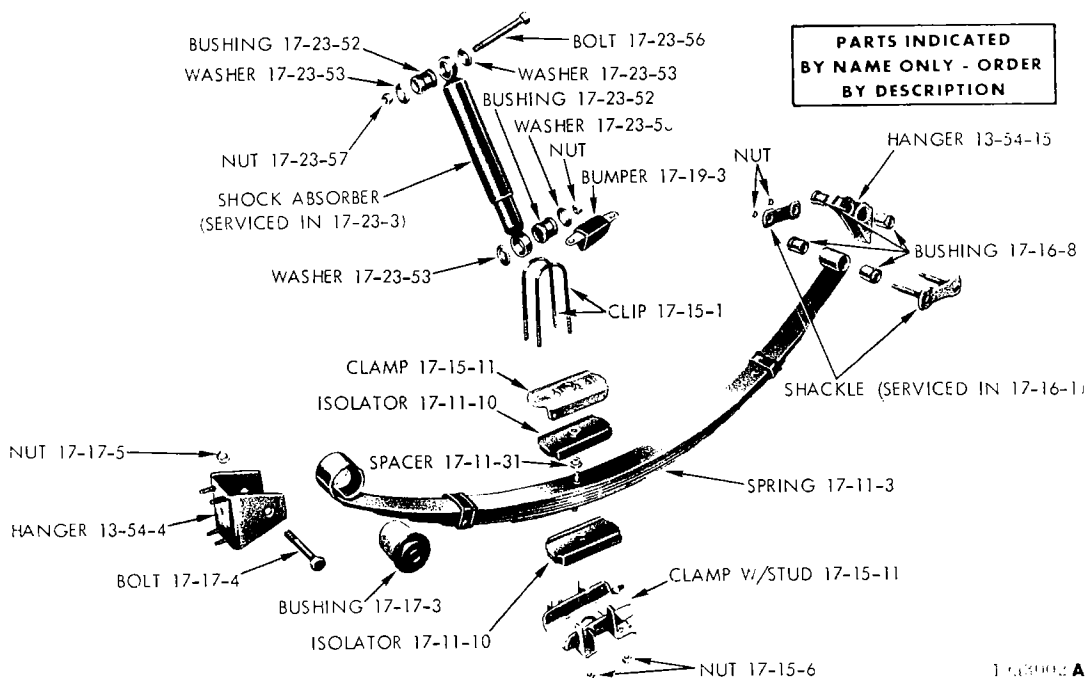


REAR SPRING - VALIANT, DART, BARRACUDA, CHALLENGER, BELVEDERE AND CORONET

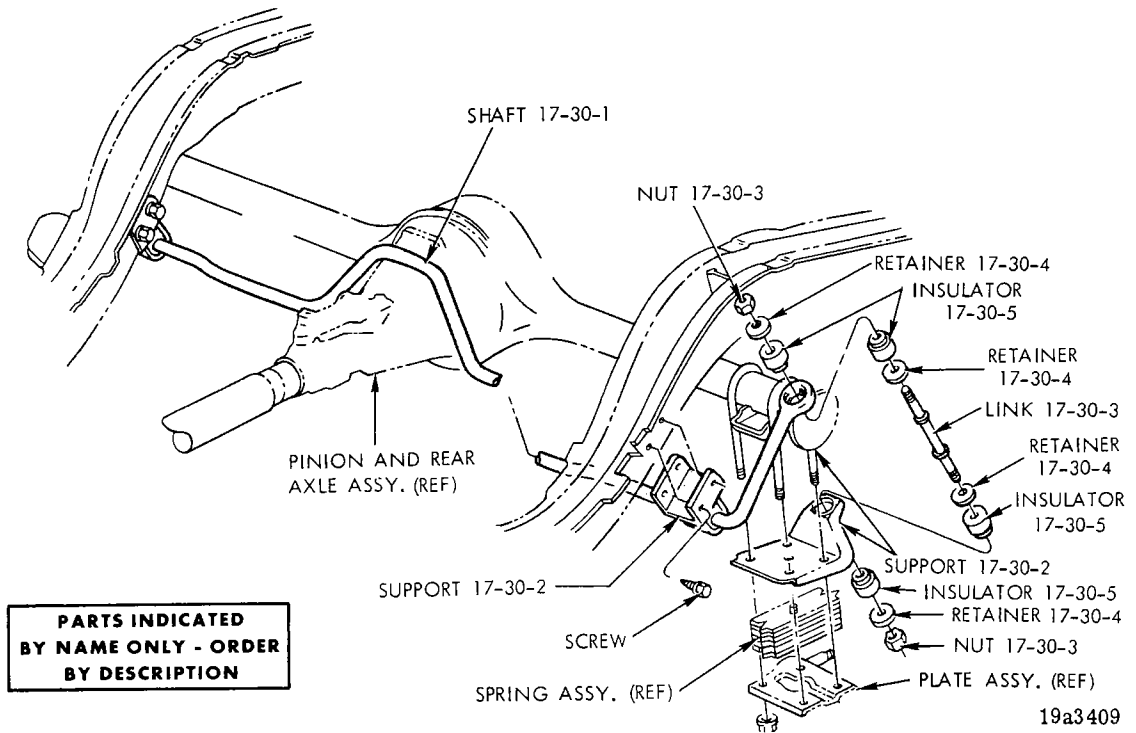




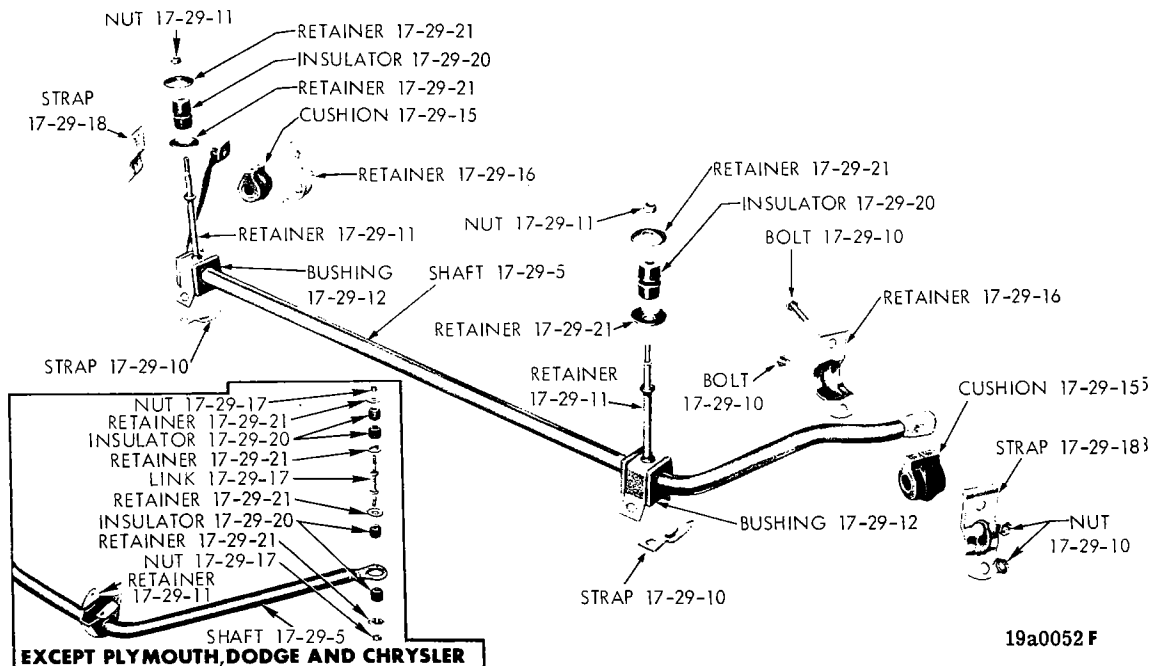
REAR SPRING - CHRYSLER



REAR SPRING - IMPERIAL



SWAY BAR - REAR SUSPENSION - BARRACUDA AND CHALLENGER



SWAY BAR - FRONT SUSPENSION - PLYMOUTH DODGE AND CHRYSLER

CODE	PART NAME	ENG. TYPE OR CU. IN.	V	B	L	R	W	P	D	C	C	C	Y	PART NUMBER
17-11-0 REAR SPRING														
STANDARD														
17-11-3	SPRING, w/BUSHING, 4D.	70	2	—	2	—	—	—	—	—	—	—	—	3514 985
	Fast-Back, 2D.H.T., Except 340 Eng.	70	2	—	2	—	—	—	—	—	—	—	—	3420 181
	Fast-Back 2D.H.T., w/340 Eng.	70	8	2	—	2	—	—	—	—	—	—	—	3420 183
	2D.H.T., Fast-Back, 198 Eng.	71	6	2	—	2	—	—	—	—	—	—	—	3549 945
	4D., 198 Eng.	71	6	2	—	2	—	—	—	—	—	—	—	3549 946
	2D.H.T., Fast-Back, 225, 318 Eng.	71	2	—	2	—	—	—	—	—	—	—	—	3420 181
	4D., 225, 318 Eng.	71	2	—	2	—	—	—	—	—	—	—	—	3514 985
	340 Eng., All	71	8	2	—	2	—	—	—	—	—	—	—	3420 183
	2 D.H.T., Fast-Back	70	6	—	2	—	—	—	—	—	—	—	—	3420 173
	2 D.H.T.	71	6	—	2	—	—	—	—	—	—	—	—	3579 296
	CV. CP.	70	6	—	2	—	—	—	—	—	—	—	—	3420 174
	Cv. Cp.	71	6	—	2	—	—	—	—	—	—	—	—	3579 297
	2 D.H.T., Fast-Back, 318 Eng., and 383 Eng., w/o H/Perf.	70	8	—	2	—	—	—	—	—	—	—	—	3420 174
	2 D.H.T., 318 Eng. and 383 Eng., w/2 Bbl. Carb.	71	8	—	2	—	—	—	—	—	—	—	—	3579 297
	CV. CP., 318 Eng., and 383 Eng., w/o H/Perf.	70	8	—	2	—	—	—	—	—	—	—	—	3420 175
	Cv. Cp., 318 Eng. and 383 Eng., 2 Bbl. Carb.	71	8	—	2	—	—	—	—	—	—	—	—	3579 298
	2 D.H.T., Fast-Back, 340 Eng. and 383 Eng., w/H/Perf.	70	8	—	2	—	—	—	—	—	—	—	—	3420 179
	2 D.H.T., 340 Eng. and 383 Eng., 4 Bbl. Carb.	71	8	—	2	—	—	—	—	—	—	—	—	3420 180
	CV. CP., 340 Eng. and 383 Eng., w/H/Perf.	70	8	—	2	—	—	—	—	—	—	—	—	3420 180
	340 Eng., 3-2 Bbl. Carb.			—	2	—	—	—	—	—	—	—	—	3579 511
	CV, CP. 340, 383 4 Bbl., Carb.	71	8	—	2	—	—	—	—	—	—	—	—	3514 244
	426, 440 Eng.	70	8	—	1	—	—	—	—	—	—	—	—	3420 176-7
	426, 440 Eng.	71	8	—	2	—	—	—	—	—	—	—	—	3549 059
	2 D., 2 D.H.T.	70	6	—	—	—	2	2	—	—	—	—	—	3420 165
	CV. CP.	70	6	—	—	—	2	—	—	—	—	—	—	3004 766
	4 D.	70	6	—	—	—	2	2	—	—	—	—	—	3004 651
	Police and Taxi, 2 D., 4 D.	70	6	—	—	—	2	2	—	—	—	—	—	3004 655
	Police 2 D., 4 D.	70	8	—	—	—	2	2	—	—	—	—	—	3004 767
	Taxi	70	8	—	—	—	2	2	—	—	—	—	—	2585 641
	Charger, 225, 318, 383 Eng.	70		—	—	—	2	—	—	—	—	—	—	3579 502
	Charger, w/Soft Rate Suspension, 318, 383 Eng.	70	8	—	—	—	2	—	—	—	—	—	—	3004 653
	2 D., 2 D.H.T., 318, 383 Eng.	70	8	—	—	—	2	2	—	—	—	—	—	3004 766
	CV. CP., 4 D., 318, 383 Eng.	70	8	—	—	—	2	2	—	—	—	—	—	3004 652
	R-M, 2 D., 2 D.H.T., 383 Eng., 4 Bbl. Carb.	70	8	—	—	—	2	—	—	—	—	—	—	2585 640
	R-M, CV. CP., 383 Eng., 4 Bbl. Carb.	70	8	—	—	—	2	—	—	—	—	—	—	2585 641
	W-M, 383 Eng., 4 Bbl. Carb.	70	8	—	—	—	2	—	—	—	—	—	—	2585 640
	426, 440 Eng., Rt.	70	8	—	—	—	1	1	—	—	—	—	—	3004 768
	426, 440 Eng., Lt.	70	8	—	—	—	1	1	—	—	—	—	—	3004 767
	Police, Sta. Wgn.	70		—	—	—	2	2	—	—	—	—	—	3514 965
	Sta. Wgn., 2 Seat	70		—	—	—	2	2	—	—	—	—	—	3514 967
	Sta. Wgn., 3 Seat	70		—	—	—	2	2	—	—	—	—	—	3514 968
	4 D.	71	6	—	—	—	2	2	—	—	—	—	—	3004 766
	Police and Taxi, 4 D.	71	6	—	—	—	2	2	—	—	—	—	—	3004 655
	Police, 4 D.	71	8	—	—	—	2	2	—	—	—	—	—	3004 767
	Taxi	71	8	—	—	—	2	2	—	—	—	—	—	2585 640
	4 D., 318 Eng.	71	8	—	—	—	2	2	—	—	—	—	—	3004 653
	4 D., 383 Eng.	71	8	—	—	—	2	2	—	—	—	—	—	3004 652
	2D.H.T., Fast-Back, 225, 318 Eng.	71	8	—	—	—	2	2	—	—	—	—	—	3004 651

CARLINES

J - Challenger
B - Barracuda

V - Valiant
L - Dart

R - Belvedere - Satellite
W - Coronet - Charger

P - Plymouth
D - Dodge

C - Chrysler
Y - Imperial

AR Indicates use as required.

Indicates parts not listed in any previous parts book.

Numerals in parentheses () refer to notes.

★ Indicates change or addition.

Printed in U.S.A.
January 1972

CODE	PART NAME	ENG. TYPE OR CU.IN.	V	B	L	R	W	P	D	C	C	C	Y	PART NUMBER
17-11-0 REAR SPRING Cont'd.														
17-11-3	SPRING w/BUSHING Cont'd.													
	2D.H.T., Fast-Back, 340, 383													
	Eng.	71	8	—	—	—	2	2	—	—	—	—	—	3004 766
	R-M, W-M, 2 D.H.T., 340, 383 Eng., w/o Trailer Tow Pkg.	71	8	—	—	—	2	2	—	—	—	—	—	3004 655
	R-M, W-M, 2 D.H.T., 340, 383 Eng., w/Trailer Tow Pkg.	71	8	—	—	—	2	2	—	—	—	—	—	2585 640
	426, 440 Eng., Rt.	71	8	—	—	—	1	1	—	—	—	—	—	3004 768
	426, 440 Eng., Lt.	71	8	—	—	—	1	1	—	—	—	—	—	3004 767
	Police Sta. Wgn.	71		—	—	—	2	2	—	—	—	—	—	3514 965
	Sta. Wgn., 2 Seat, Up to Oct. 1, 1970	71		—	—	—	2	2	—	—	—	—	—	3514 246
	Sta. Wgn., 2 Seat, After Oct. 1, 1970	71		—	—	—	2	2	—	—	—	—	—	3514 245
	Sta. Wgn., 3 Seat, Up to Oct. 1, 1970	71		—	—	—	2	2	—	—	—	—	—	3514 245
	Sta. Wgn., 3 Seat, After Oct. 1, 1970	71		—	—	—	2	2	—	—	—	—	—	3549 064
	CV. CP., 4 D.H.T., 225 Eng.	70	6	—	—	—	—	—	2	—	—	—	—	3004 656
	2 D., 2 D.H.T., 4 D., 225 Eng., P-E, P-L, P-M	70	6	—	—	—	—	—	2	—	—	—	—	3420 159
	Except Sta. Wgn., 318, 383 Eng.	70	8	—	—	—	—	—	2	—	—	—	—	3004 656
	Police, 2 D., 4 D.	70	6	—	—	—	—	—	2	—	—	—	—	3004 846
	Police, 2 D., 4 D.	70	8	—	—	—	—	—	2	—	—	—	—	3579 508
	Police Sta. Wgn., Up to June	70		—	—	—	—	—	1	—	—	—	—	3514 970-1
	After June	70		—	—	—	—	—	1	—	—	—	—	3514 242-3
	Taxi	70		—	—	—	—	—	2	—	—	—	—	3004 846
	440 Eng.	70	8	—	—	—	—	—	2	—	—	—	—	3004 846
	Sta. Wgn., 2 Seat, RT., Up to June	70		—	—	—	—	—	1	—	—	—	—	3514 984
	LT., Up to June	70		—	—	—	—	—	1	—	—	—	—	3514 972
	Sta. Wgn., 2 Seat, After June	70		—	—	—	—	—	1	—	—	—	—	3514 224-5
	Sta. Wgn., 3 Seat, RT., Up to June	70		—	—	—	—	—	1	—	—	—	—	3514 972
	LT., Up to June	70		—	—	—	—	—	1	—	—	—	—	3514 969
	Sta. Wgn., 3 Seat, RT., After June	70		—	—	—	—	—	1	—	—	—	—	3514 225
	LT., After June	70		—	—	—	—	—	1	—	—	—	—	3514 969
	Except Sta. Wgn.	71	6	—	—	—	—	—	2	—	—	—	—	3514 631
	Police, 4 D., w/o Isolator	71	6	—	—	—	—	—	2	—	—	—	—	2585 240
	Taxi, 225, 318 Eng., w/o Isolator	71		—	—	—	—	—	2	—	—	—	—	2585 240
	Police, 4 D.	71	8	—	—	—	—	—	2	—	—	—	—	3514 247
	Except 4 D. and Sta. Wgn., 318, 360, 383 Eng.	71	8	—	—	—	—	—	2	—	—	—	—	3514 631
	4 D., 4 D.H.T., 318, 360, 383 Eng.	71	8	—	—	—	—	—	2	—	—	—	—	3514 632
	440 Eng., w/o H/Perf.	71	8	—	—	—	—	—	2	—	—	—	—	3420 188
	440 Eng., w/H/Perf.	71	8	—	—	—	—	—	2	—	—	—	—	3514 629
	Sta. Wgn., 2 Seat, Up to Oct. 1, 1970	71		—	—	—	—	—	1	—	—	—	—	3514 248-9
	Sta. Wgn., 2 Seat from Oct. 1970 to May	71		—	—	—	—	—	1	—	—	—	—	3514 249-50
	after May	71		—	—	—	—	—	1	—	—	—	—	= 3549 097-8
	Sta. Wgn., 3 Seat, Up to Oct. 1, 1970	71		—	—	—	—	—	1	—	—	—	—	3514 249-50
	Sta. Wgn., 3 Seat from Oct. 1970 to May, Rt.	71		—	—	—	—	—	1	—	—	—	—	3514 250
	Lt.	71		—	—	—	—	—	1	—	—	—	—	3549 065
	After May	71		—	—	—	—	—	1	—	—	—	—	= 3549 098-9

CARLINES

J - Challenger
B - BarracudaV - Valiant
L - DartR - Belvedere - Satellite
W - Coronet - ChargerP - Plymouth
D - DodgeC - Chrysler
Y - Imperial

AR Indicates use as required.

Indicates parts not listed in any previous parts book.

Numerals in parentheses () refer to notes.

★ Indicates change or addition.

Printed in U.S.A.
January 1972

CODE	PART NAME	ENG. TYPE OR CU.IN.	V	B	L	R	W	P	D	C	C	C	Y	PART NUMBER
17-11-0 REAR SPRING Cont'd.														
17-11-3	SPRING w/BUSHING Cont'd.													
	Police Sta. Wgn., Up to Oct. 1, 1970	71							1					3514 626-7
	Police Sta. Wgn., After Oct. 1, 1970, RT.	71							1					3514 627
	LT. 71	71							1					3549 066
All		70	6							2				3420 114
	2D.H.T., 318, 383 Eng., Up to May 1,	70	8							2				3514 990
	After May 1, 70	70	8							2				3420 185
	2D.H.T., 440 Eng., w/o H/Perf., Up to May 1,	70	8							2				3514 991
	After May 1, 70	70	8							2				3579 503
	4D., 318, 383 Eng., Up to May 1,	70	8							2				3420 186
	After May 1, 70	70	8							2				3420 185
	4D.H.T., 318, 383 Eng., Up to May 1,	70	8							2				3420 185
	After May 1, 70	70	8							2				3579 293
	4D., 440 Eng., w/o H/Perf., Up to May 1,	70	8							2				3514 991
	After May 1, 70	70	8							2				3420 188
	4D.H.T., 440 Eng., w/o H/Perf., Up to May 1,	70	8							2				3420 187
	After May 1, 70	70	8							2				3420 188
	CV. CP., 318, 383 Eng.	70	8							2				3420 114
	CV. CP., 440 Eng., w/o H/Perf.	70	8							2				3514 964
	440 Eng., w/H/Perf., All	70	8							2				3420 189
	Police, 2 D., 4 D.	70								2				3420 169
	Taxi	70								2				2585 239
	Sta. Wgn., 2 Seat, RT., Up to June	70								1				3514 984
	LT. Up to June 70	70								1				3514 972
	Sta. Wgn., 2 Seat, After June	70								1				3514 224-5
	Sta. Wgn., 3 Seat, RT., Up to June	70								1				3514 972
	LT., Up to June 70	70								1				3514 969
	Sta. Wgn., 3 Seat, RT., After June 70	70								1				3514 225
	LT., After June 70	70								1				3514 969
	D-L, 4 D., 383 Eng., 2 Bbl.									2				3420 115
	Carb., w/o Isolator	71	8							2				3514 247
	Police, 4 D., w/o Isolator	71								2				2585 240
	Taxi, w/o Isolator	71								2				3514 631
	2 D.H.T.	71	6							2				3514 631
	2 D.H.T., 318, 360, 383 Eng.	71								2				3514 632
	4 D., 4 D.H.T.	71	6							2				3514 632
	4 D., 4 D.H.T., 318, 360, 383 Eng.	71	8							2				3514 632
	Except Sta. Wgn., 440 Eng., w/o H/Perf.	71	8							2				3420 188
	Except Sta. Wgn., 440 Eng., w/H/Perf.	71	8							2				3514 629
	Sta. Wgn., 2 Seat, Up to Oct. 1, 1970	71								1				3514 248-9
	Sta. Wgn., 2 Seat from Oct. 1970 to May	71								1				3514 249-50
	After May	71								1				= 3549 097-8
	Sta. Wgn., 3 Seat, Up to Oct. 1, 1970	71								1				3514 249-50

CARLINES J - Challenger B - Barracuda V - Valiant L - Dart

R - Belvedere - Satellite W - Coronet - Charger

P - Plymouth D - Dodge

C - Chrysler Y - Imperial

AR Indicates use as required.

Indicates parts not listed in any previous parts book.

Numerals in parentheses () refer to notes.

★ Indicates change or addition.

Printed in U.S.A. January 1972

CODE	PART NAME	ENG. TYPE OR CU.IN.	V	B	L	R	W	P	D	C	C	C	Y	PART NUMBER
17-11-0 REAR SPRING Cont'd.														
17-11-3 SPRING w/BUSHING Cont'd.														
	Sta. Wgn., 3 Seat From Oct. 1970 to May, Rt.	71								1				3514 250
	Lt. 71									1				3549 065
	After May	71								1				= 3549 098-9
	Police Sta. Wgn., Up to Oct. 1, 1970	71								1				3514 626-7
	Police Sta. Wgn., After Oct. 1, 1970, RT.	71								1				3514 627
	LT. 71									1				3549 066
	2D.H.T., 383 Eng.	70	8								2	2	2	3420 185
	4D.H.T., 383 Eng., Up to May 1, After May 1, 70	70	8								2	2	2	3420 185
	8										2	2	2	3579 293
	4D., 383 Eng., Up to May 1, 70	70	8								2	2	2	3420 186
	After May 1, 70	70	8								2	2	2	3420 185
	2D.H.T., 4D., 440 Eng., w/o H/Perf.,													
	C-E	70	8								2			3579 503
	4D., 4D.H.T., 440 Eng., w/o H/Perf., C-H	70	8									2		3420 188
	4D.H.T., 440 Eng., w/o H/Perf., C-E, C-M	70	8								2	2		3420 187
	2D.H.T., 440 Eng., w/o H/Perf., C-M, C-H	70	8									2	2	3420 187
	CV. CP., 383 Eng.	70	8								2	2		3420 186
	Except CV. CP., 440 Eng., w/ H/Perf.	70	8								2	2	2	3420 190
	CV. CP., 440 Eng., w/o H/Perf.	70	8								2	2		3420 112
	CV. CP., 440 Eng., w/H/Perf.	70	8								2	2		2585 239
	Sta. Wgn., 2 Seat, RT., Up to June	70	8										1	3514 984
	LT., Up to June 70	70	8										1	3514 972
	Sta. Wgn., 2 Seat, After June	70	8										1	3514 224-5
	Sta. Wgn., 3 Seat, RT., Up to June	70	8										1	3514 972
	LT., Up to June 70	70	8										1	3514 969
	Sta. Wgn., 3 Seat, RT., After June	70	8										1	3514 225
	LT., After June 70	70	8										1	3514 969
	2D.H.T., 360, 383 Eng.	71	8								2	2	2	3420 186
	2 D.H.T., C-H, C-S, 440 Eng., w/o H/Perf.	71	8									2	2	3420 188
	2 D.H.T., C-H, C-S, 440 Eng. w/H/Perf.	71	8									2	2	3514 629
	4D., 4D.H.T., 360, 383 Eng.	71	8								2	2	2	3579 293
	2 D.H.T., 4 D., 4 D.H.T., C-E, C-L, 440 Eng., w/H/Perf.	71	8								2			3514 629
	C-H. 4 D., C-S. 4 D.H.T., 440 Eng., w/o H/Perf.	71	8									2	2	3549 941
	C-H. 4 D.H.T., 440 Eng., w/o H/Perf.	71	8										2	= 3549 070
	C-H. 4D., C-S. 4 D.H.T., 440 Eng., w/H/Perf.	71	8									2	2	3514 628
	C-H. 4 D.H.T., 440 Eng., w/H/Perf.	71	8										2	= 3549 071
	Sta. Wgn., 2 Seat, Up to Oct. 1, 1970	71	8										1	3514 248-9
	Sta. Wgn., 2 Seat from Oct. 1970 to May	71	8										1	3514 249-50

CARLINES

J - Challenger
B - BarracudaV - Valiant
L - DartR - Belvedere - Satellite
W - Coronet - ChargerP - Plymouth
D - DodgeC - Chrysler
Y - Imperial

AR Indicates use as required.

Indicates parts not listed in any previous parts book.

Numerals in parentheses () refer to notes.

★ Indicates change or addition.

Printed in U.S.A.
January 1972

CODE	PART NAME	ENG. TYPE OR CU.IN.	V	B	L	R	W	P	D	C	C	C	Y	PART NUMBER
17-11-0 REAR SPRING Cont'd.														
17-11-3	SPRING w/BUSHING Cont'd.													
	After May	71	8	—	—	—	—	—	—	—	—	—	1	= 3549 097-8
	Sta. Wgn., 3 Seat, Up to Oct. 1, 1970	71	8	—	—	—	—	—	—	—	—	—	1	3514 249-50
	Sta. Wgn., 3 Seat from Oct. 1970 to May 1971, Rt.		8	—	—	—	—	—	—	—	—	—	1	3514 250
	Lt.		8	—	—	—	—	—	—	—	—	—	1	3549 065
	After May	71	8	—	—	—	—	—	—	—	—	—	1	= 3549 098-9
	2 D.H.T., Use up to Jan. 1	70	8	—	—	—	—	—	—	—	—	—	2	3420 170
	2 D.H.T., Use after Jan. 1, 1970, Rt.	70	8	—	—	—	—	—	—	—	—	—	1	3420 171
	2 D.H.T., Use after Jan. 1, 1970, Lt.	70	8	—	—	—	—	—	—	—	—	—	1	3579 501
	4 D.H.T., Use up to Jan. 1	70	8	—	—	—	—	—	—	—	—	—	2	3420 171
	4 D.H.T., Use after Jan. 1, Rt.	70	8	—	—	—	—	—	—	—	—	—	1	3579 501
	4 D.H.T., Use after Jan. 1, Lt.	70	8	—	—	—	—	—	—	—	—	—	1	3515 000
	2 D.H.T., Rt.	71	8	—	—	—	—	—	—	—	—	—	1	3579 300
	2 D.H.T., Lt.	71	8	—	—	—	—	—	—	—	—	—	1	3549 924
	4 D.H.T.	71	8	—	—	—	—	—	—	—	—	—	1	3549 924-5
HEAVY DUTY														
	4D.	70		2	—	2	—	—	—	—	—	—	—	3420 184
	Fast-Back, 2D.H.T.	70		2	—	2	—	—	—	—	—	—	—	3420 183
	All	71		2	—	2	—	—	—	—	—	—	—	3420 183
	CV. CP.	70	6	—	2	—	—	—	—	—	—	—	—	3420 179
	Cv. Cp.	71	6	—	2	—	—	—	—	—	—	—	—	3420 180
	2 D.H.T., Fast-Back	70	6	—	2	—	—	—	—	—	—	—	—	3420 178
	2 D.H.T.	71	6	—	2	—	—	—	—	—	—	—	—	3420 180
	2 D.H.T., Fast-Back, 318 Eng., and 383 Eng. 2 Bbl. Carb.	70	8	—	2	—	—	—	—	—	—	—	—	3420 179
	2 D.H.T., 318 Eng. and 383 Eng., 2 Bbl. Carb.	71	8	—	2	—	—	—	—	—	—	—	—	3420 180
	CV. CP., 318 Eng. and 383 Eng., 2 Bbl. Carb.	70	8	—	2	—	—	—	—	—	—	—	—	3420 180
	Cv. Cp., 318 Eng. and 383 Eng., 2 Bbl. Carb.	71	8	—	2	—	—	—	—	—	—	—	—	3514 244
	340 Eng. and 383 Eng., w/H/Perf., Extreme Duty		8	—	1	—	—	—	—	—	—	—	—	3420 176-7
	2 D., 2 D.H.T., 4 D.	70	6	—	—	—	2	2	—	—	—	—	—	3004 655
	CV. CP.	70	6	—	—	—	2	—	—	—	—	—	—	2585 640
	CV. CP., 318, 383 Eng.	70	8	—	—	—	2	2	—	—	—	—	—	2585 642
	2 D., 2 D.H.T., 4 D., 318, 383 Eng.	70	8	—	—	—	2	2	—	—	—	—	—	2585 641
	Extreme Duty, 318 Eng. and 383 Eng., 2 Bbl. Carb.	70	8	—	—	—	2	2	—	—	—	—	—	3004 767
	Extreme Duty, 318 Eng. and 383 Eng., 4 Bbl. Carb. Rt.	70	8	—	—	—	1	1	—	—	—	—	—	3004 768
	Extreme Duty, 318 Eng. and 383 Eng., 4 Bbl. Carb. Lt.	70	8	—	—	—	1	1	—	—	—	—	—	3004 767
	Sta. Wgn., 2 Seat	70		—	—	—	2	2	—	—	—	—	—	3514 965
	Sta. Wgn., 3 Seat	70		—	—	—	2	2	—	—	—	—	—	3514 966
	2 D.H.T., 4 D.	71	6	—	—	—	2	2	—	—	—	—	—	3004 655
	2 D.H.T., Fast-Back, 4 D., 318, 340, 383 Eng.	71	8	—	—	—	2	2	—	—	—	—	—	2585 640
	Extra Duty, 318 Eng. and 383 Eng., 2 Bbl. Carb.	71	8	—	—	—	2	2	—	—	—	—	—	3004 767
	Extra Duty, 383 Eng. 4 Bbl. Carb., 426, 440 Eng., Rt.	71	8	—	—	—	1	1	—	—	—	—	—	= 3549 073
	Lt.	71	8	—	—	—	1	1	—	—	—	—	—	= 3549 072
	Sta. Wgn., 2 Seat	71		—	—	—	2	2	—	—	—	—	—	3514 965
	Sta. Wgn., 3 Seat	71		—	—	—	2	2	—	—	—	—	—	3514 966
	Except Sta. Wgn., 225, 318, 383 Eng.	70		—	—	—	—	—	2	—	—	—	—	3004 846

CARLINES J - Challenger B - Barracuda V - Valiant L - Dart R - Belvedere - Satellite W - Coronet - Charger P - Plymouth D - Dodge C - Chrysler Y - Imperial

AR Indicates use as required. Numerals in parentheses () refer to notes. Printed in U.S.A. January 1972
 # Indicates parts not listed in any previous parts book. ★ Indicates change or addition.

CODE	PART NAME	ENG. TYPE OR CU.IN.	V	B J	L	R	W	P	D	C	C	C	Y	PART NUMBER
17-11-0 REAR SPRING Cont'd.														
17-11-3	SPRING w/BUSHING Cont'd.													
	Extreme Duty, Except Sta. Wgn., 318, 383, 440 Eng.	70	8	—	—	—	—	—	2	—	—	—	—	3420 168
	Except Sta. Wgn., use w/Police Handling Package	70	8	—	—	—	—	—	2	—	—	—	—	3579 508
	Sta. Wgn., Up to June	70		—	—	—	—	—	1	—	—	—	—	3514 970-1
	After June 70	70		—	—	—	—	—	1	—	—	—	—	3514 242-3
	All	71		—	—	—	—	—	2	—	—	—	—	3514 629
	Extreme Duty	71		—	—	—	—	—	2	—	—	—	—	3514 247
	Sta. Wgn., Up to Oct. 1, 1970	71		—	—	—	—	—	1	—	—	—	—	3514 626-7
	Sta. Wgn., After Oct. 1, 1970, RT.	71		—	—	—	—	—	1	—	—	—	—	3514 627
	LT. 71	71		—	—	—	—	—	1	—	—	—	—	3549 066
	2 D.H.T., 4D., 4 D.H.T., 318, 383 Eng. and													
	440 Eng., w/o H/Perf.	70	8	—	—	—	—	—	2	—	—	—	—	3420 189
	Except Sta. Wgn., Extreme Duty	70	8	—	—	—	—	—	2	—	—	—	—	3420 169
	Sta. Wgn., Up to June	70		—	—	—	—	—	1	—	—	—	—	3514 970-1
	After June 70	70		—	—	—	—	—	1	—	—	—	—	3514 242-3
	D-L, 4 D., 383 Eng., 2 Bbl. Carb., w/o Isolator	71	8	—	—	—	—	—	2	—	—	—	—	2585 239
	Extreme Duty, w/o Isolator	71		—	—	—	—	—	2	—	—	—	—	3514 247
	All, w/Isolator	71		—	—	—	—	—	2	—	—	—	—	3514 629
	Sta. Wgn., Up to Oct. 1, 1970	71		—	—	—	—	—	1	—	—	—	—	3514 626-7
	Sta. Wgn., After Oct. 1, 1970, RT.	71		—	—	—	—	—	1	—	—	—	—	3514 627
	LT. 71	71		—	—	—	—	—	1	—	—	—	—	3549 066
	2 D.H.T., 4 D., 4 D.H.T., 383 Eng. and													
	440 Eng., w/o H/Perf.	70	8	—	—	—	—	—	2	2	2	—	—	3420 189
	CV. CP. 383, 440 Eng.	70	8	—	—	—	—	—	2	2	—	—	—	2585 239
	Sta. Wgn., Up to June	70	8	—	—	—	—	—	—	—	1	—	—	3514 970-1
	After June 70	70	8	—	—	—	—	—	—	—	1	—	—	3514 242-3
	2 D.H.T., 4 D., 4 D.H.T., 360, 383 Eng.	71	8	—	—	—	—	—	2	—	—	—	—	3514 629
	C-H. 2 D.H.T. 4 D., C-S. 4 D.H.T., 440 Eng., w/o H/Perf.	71	8	—	—	—	—	—	—	2	2	—	—	3514 628
	C-H. 4 D.H.T., 440 Eng., w/o H/Perf.	71	8	—	—	—	—	—	—	—	2	—	—	3549 071
	Sta. Wgn., Up to Oct. 1, 1970	71	8	—	—	—	—	—	—	—	1	—	—	3514 626-7
	Sta. Wgn., After Oct. 1, 1970, RT.	71	8	—	—	—	—	—	—	—	1	—	—	3514 627
	LT. 71	71	8	—	—	—	—	—	—	—	1	—	—	3549 066
	Y	70	8	—	—	—	—	—	—	—	—	2	—	3420 172
	Y, All	71	8	—	—	—	—	—	—	—	—	2	—	3579 299
17-11-5	PLATE, Spring Seat Angle, 1 degree		8	—	—	—	—	—	AR	AR	AR	AR	AR	3400 861
	2 degrees		8	—	—	—	—	—	AR	AR	AR	AR	AR	3400 862
	3 degrees		8	—	—	—	—	—	AR	AR	AR	AR	AR	3400 863
17-11-7	PLATE, w/o STUD, 7 1/4" Axle	71		1	1	1	1	1	—	—	—	—	—	2071 768-9
	PLATE, w/STUD, 7 1/4" Axle			1	1	1	1	1	—	—	—	—	—	2071 766-7
	8 1/4", 8 3/4", and 9 3/4" Axle			1	1	1	1	1	—	—	—	—	—	1856 346-7
	7 1/4" Axle	70		—	1	—	—	—	—	—	—	—	—	3400 834-5
	8 3/4" and 9 3/4" Axle	70		—	1	—	—	—	—	—	—	—	—	3400 836-7
	All, w/o Isolator Clamp			—	—	—	—	—	1	1	1	1	—	1856 346-7
	Std., w/o Isolator Clamp			—	—	—	—	—	1	1	1	1	—	1856 346-7
	Extreme Duty	71	8	—	—	—	—	—	1	1	—	—	—	3400 836-7
CARLINES	J - Challenger B - Barracuda	V - Valiant L - Dart	R - Belvedere - Satellite W - Coronet - Charger	P - Plymouth D - Dodge	C - Chrysler Y - Imperial									

AR Indicates use as required.

Indicates parts not listed in any previous parts book.

Numerals in parentheses () refer to notes.

★ Indicates change or addition.

Printed in U.S.A.
January 1972

CODE	PART NAME	ENG. TYPE OR CU.IN.	V	B	L	R	W	P	D	C	C	C	Y	PART NUMBER
			1-2	1-2	1-2	1-2	1-2	1-2	1-2	1	2	3	1	
17-11-0 REAR SPRING Cont'd.														
17-11-7	PLATE Cont'd.													
	Police and Taxi	71						1	1					3400 836-7
	Heavy Duty												1	1856 346-7
17-11-10	ISOLATOR, Except CV. CP., Sta. Wgn.	70							4	4	4	4		3400 543
	All	71						4	4	4	4	4	4	3400 543
17-11-28	PLATE, Spring Shackle			2										2834 853
17-11-31	SPACER, Spring Center Bolt, Except CV. CP. and Sta. Wgn.	70							4	4	4	4		3400 602
	All	71						AR	AR	AR	AR	AR		3400 602
	All												4	3400 602
17-11-40	PLATE, Front Bracket Support Front, 318 Eng.	70			1									2841 578-9
	Front Bracket Support Rear, 318 Eng.	70			2									2841 442
	Front Bracket Support Rear, 426, 440 Eng.			2										2963 048

17-12-0 REAR SPRING LEAF

STANDARD														
17-12-4	LEAF, w/BUSHING, Main Except 340 Eng.	70	2		2									3400 892
	340 Eng.	70	8	2		2								3400 894
	198 Eng.	71	6	2		2								3004 589
	225, 318 Eng.	71		2		2								3400 892
	340 Eng.	71	8	2		2								3400 894
	198, 225, 318, and 383 Eng. w/o H/Perf.				2									3400 886
	340 Eng. and 383 Eng., w/H/Perf.	70			2									3400 890
	340 Eng., 383 Eng. w/H/Perf.	71	8		2									3643 576
	426, 440 Eng.	70	8		2									3400 888
	426, 440 Eng.	71			2									3643 576
	Except 426, 440 Eng.					2	2							3400 876
	Charger, w/Soft Rate Suspension	70	8				2							3400 876
	Police, 2D. 4D.	6				2	2							3400 872
	Police, 2D. 4D.	8				2	2							3400 874
	Police, Sta. Wgn.					2	2							3400 949
	Taxi					2	2							3400 872
	R-M, W-M		8			2	2							3400 872
	CHARGER	70					2							3400 872
	426, 440 Eng.		8				2							3400 874
	Sta. Wgn.						2							3400 951
	Police, Sta. Wgn.						2							3400 949
	Except Sta. Wgn.	70						2						3400 878
	Sta. Wgn.	70						2						3402 006
	Police, 2 D., 4 D.	70	6					2						3400 878
	Police, 2 D., 4 D.	70	8					2						3402 147
	Taxi	70						2						3400 878
	Police, Sta. Wgn.	70						2						3402 004
	Except Sta. Wgn., Except 440 Eng.	71						2						3402 149
	Except Sta. Wgn., 440 Eng., w/o H/Perf.	71	8					2						2585 651
	440 Eng., w/H/Perf.	71	8					2						3400 896
	Police Car and Taxi	71						2						3400 617
	Police Sta. Wgn.	71						2						3402 174
	Sta. Wgn.	71						2						3402 156
	P-L, 4 D., 383 Eng., 2 Bbl. Carb., w/o Isolator	71	8					2						3400 882

CARLINES J - Challenger B - Barracuda V - Valiant L - Dart R - Belvedere - Satellite W - Coronet - Charger P - Plymouth D - Dodge C - Chrysler Y - Imperial

AR Indicates use as required.

Indicates parts not listed in any previous parts book.

Numerals in parentheses () refer to notes.

★ Indicates change or addition.

Printed in U.S.A. January 1972

CODE	PART NAME	ENG. TYPE OR CU.IN.	V	B	L	R	W	P	D	C	C	C	Y	PART NUMBER
17-12-0 REAR SPRING LEAF Cont'd.														
17-12-4	LEAF w/BUSHING Cont'd.													
	Except Sta. Wgn., 225, 318, 383 Eng.	70							2					3400 882
	Except Sta. Wgn., 440 Eng., w/o H/Perf.	70	8						2					2586 651
	Except Sta. Wgn., 440 Eng., w/H/Perf.	70	8						2					3400 870
	Sta. Wgn.	70							2					3402 006
	Police	70							2					3400 898
	Taxi	70							2					3400 870
	2 D.H.T., 4 D., 4 D.H.T., Except 440 Eng.	71							2					3402 149
	2 D.H.T., 4 D., 4 D.H.T., 440 Eng., w/o H/Perf.	71	8						2					2585 651
	2 D.H.T., 4 D., 4 D.H.T., 440 Eng., w/H/Perf.	71	8						2					3400 896
	Police Car, Taxi	71							2					3400 617
	Sta. Wgn., All	71							2					3402 156
	D-L, 4 D., 383 Eng., 2 Bbl. Carb., w/o Isolator	71	8						2					3400 882
	Except Sta. Wgn., 383 Eng.	70	8							2	2	2		3400 882
	Except Sta. Wgn., 440 Eng., w/o H/Perf.	70	8							2	2	2		2585 651
	Sta. Wgn.	70	8									2		3402 006
	2D.H.T., 4D., 4D.H.T., 440 Eng., w/H/Perf.	70	8							2	2	2		3400 896
	CV. CP., 440 Eng., w/H/Perf.	70	8							2	2			3400 870
	2 D.H.T., 4 D., 4 D.H.T., 360, 383 Eng.	71	8							2	2	2		3400 882
	2 D.H.T., 4 D., 4 D.H.T., 440 Eng., w/o H/Perf.	71	8							2	2	2		2585 651
	2 D.H.T., 4 D., 4 D.H.T., 440 Eng., w/H/Perf.	71	8							2	2	2		3400 896
	Sta. Wgn., All	71	8									2		3402 156
	Y	8											2	3400 884
HEAVY DUTY														
	All			2		2								3400 894
	198, 225, 318 Eng.	70			2									3400 890
	383 Eng., w/2-bbl. Carb.	70	8			2								3400 890
	340 Eng., 383 Eng., 4 Bbl. Carb.	70	8			2								3400 888
	All	71				2								3643 576
	Except 426, 440 Eng.		8				2	2						3400 872
	426, 440 Eng.		8				2	2						3400 874
	Sta. Wgn.		8				2	2						3400 949
	Extreme Duty, 318, 340, 383 Eng.		8				2	2						3400 874
	Except Sta. Wgn.	70							2					3400 880
	Except Sta. Wgn., use w/Police Handling Package	70	8						2					3402 147
	Sta. Wgn.	70							2					3402 004
	Except 440 Eng., w/H/Perf., and 440 Eng., w/3-2 Bbl. Carb.	71							2					3400 896
	P-E, P-L, P-M, P-H, P-P, Extra Duty	71							2					3400 617
	Sta. Wgn., All	71							2					# 3402 174
	P-L, 4 D., 383 Eng., 2 Bbl. Carb., w/o Isolator	71	8						2					3400 870
	Except Sta. Wgn.	70								2				3400 870

CARLINES J - Challenger V - Valiant
B - Barracuda L - Dart

R - Belvedere - Satellite
W - Coronet - Charger

P - Plymouth
D - Dodge

C - Chrysler
Y - Imperial

AR Indicates use as required.

Indicates parts not listed in any previous parts book.

Numerals in parentheses () refer to notes.

★ Indicates change or addition.

Printed in U.S.A.
January 1972

CODE	PART NAME	ENG. TYPE OR CU.IN.	V	B	L	R	W	P	D	C	C	C	Y	PART NUMBER
17-12-0 REAR SPRING LEAF Cont'd.														
17-12-4	LEAF w/BUSHING Cont'd.													
	Sta. Wgn.	70							2					3402 004
	Extreme Duty	70	8						2					3400 898
	Except 440 Eng., w/H/Perf., and 440 Eng., 3-2 Bbl. Carb.	71							2					3400 896
	Extra Duty, All	71							2					3400 617
	Sta. Wgn., All	71							2					= 3402 174
	D-L, 383 Eng., 2 Bbl. Carb., w/o Isolator	71	8						2					3400 870
	Except CV. CP., and Sta. Wgn.	70	8						2	2	2			3400 896
	CV. CP.	70	8						2	2				3400 870
	Sta. Wgn.	70	8									2		3402 004
	2 D.H.T., 4 D., 4 D.H.T., 383 Eng. and 440 Eng., w/o H/Perf.	71	8						2	2	2			3400 896
	Sta. Wgn., All	71	8								2			= 3402 174
	Y	70	8									2		3400 870
	Y	71	8										2	3400 896
17-12-6	INTERLEAF			AR	AR	AR	AR	AR	AR	AR	AR	AR	AR	2539 512
17-12-12	INTERLINER			AR	AR	AR	AR	AR	AR	AR	AR	AR	AR	1948 396

17-14-0 REAR SPRING CENTER BOLT

17-14-10	BOLT	70		AR	AR	AR	AR	AR	AR					1944 361
	Except CV. CP. and Sta. Wgn.	70	8						AR	AR	AR	AR		3400 618
	CV. CP. and Sta. Wgn.	70	8						AR	AR	AR	AR		1944 361
	Std.	70	8										AR	3400 618
	Heavy Duty	70	8										AR	1944 361
	All	71		AR	AR	AR	AR	AR						1944 361
	Except Sta. Wgn.	71						AR	AR					1944 361
	Sta. Wgn.	71						AR	AR					3400 618
	Extra Duty	71						AR	AR					1944 361
	All	71	8							AR	AR	AR	AR	3400 618

17-15-0 REAR SPRING CLIP

17-15-1	CLIP, 5 3/4" lgh.			4	4	4	4	4						2834 928
	7" lgh.			4	4	4	4	4	4	4	4	4	4	3491 296
	7 7/64" lgh.					4	4	4	4					1489 747
	8" lgh.							4	4	4	4	4		1948 335
	8 1/2" lgh.							4	4	4	4	4	4	2539 764
	8 5/8" lgh.							4	4	4	4	4	4	= 3402 180
17-15-6	NUT, Clip 7/16"-20			8	8	8	8	8	8	8	8	8	8	6023 018
	1/2"-20			8	8	8	8	8	8	8	8	8	8	6023 019
17-15-11	CLAMP, w/STUD, Rear Spring Isolator,													
	Upper, Except CV. CP. and Sta. Wgn., 318, 383 Eng.	70	8						2	2	2	2		3400 986
	440 Eng., w/o H/Perf.	70	8						2	2	2	2		3400 987
	440 Eng., w/H/Perf.	70	8						2	2	2	2		3400 989
	383 Eng. and 440 Eng., w/o H/Perf., H.D.	70	8						2	2	2	2		3400 989
	Y, All	70	8										2	3400 988
	Except Sta. Wgn., Except 440 Eng., Std.	71							2					3400 708
	H.D. 71								2					3400 989
	Except Sta. Wgn., 440 Eng., w/o H/Perf., Std.	71	8						2					3400 987
	H.D. 71		8						2					3400 989
	Except Sta. Wgn., 440 Eng., w/H/Perf., All	71	8						2					3400 989

CARLINES J - Challenger B - Barracuda V - Valiant L - Dart R - Belvedere - Satellite W - Coronet - Charger P - Plymouth D - Dodge C - Chrysler Y - Imperial

AR Indicates use as required.

Indicates parts not listed in any previous parts book.

Numerals in parentheses () refer to notes.

★ Indicates change or addition.

Printed in U.S.A. January 1972

CODE	PART NAME	ENG. TYPE OR CU.IN.	V	B	L	R	W	P	D	C	C	C	Y	PART NUMBER
			1-2	1-2	1-2	1-2	1-2	1-2	1-2	1	2	3	1	
17-15-0 REAR SPRING CLIP Cont'd.														
17-15-11	CLAMP w/STUD Cont'd.													
	Police Car, Taxi	71	—	—	—	—	—	2	—	—	—	—	—	3400 989
	Except Sta. Wgn., Except 440 Eng., Std.	71	—	—	—	—	—	—	2	—	—	—	—	3400 708
	H.D. 71	71	—	—	—	—	—	—	2	—	—	—	—	3400 989
	Except Sta. Wgn., 440 Eng., w/o H/Perf., Std.	71	8	—	—	—	—	—	2	—	—	—	—	3400 986
	H.D. 71	71	8	—	—	—	—	—	2	—	—	—	—	3400 989
	Except Sta. Wgn., 440 Eng., w/H/Perf., All	71	8	—	—	—	—	—	2	—	—	—	—	3400 989
	Police Car, Taxi	71	—	—	—	—	—	—	2	—	—	—	—	3400 989
	Except Sta. Wgn., Except 440 Eng., Std.	71	8	—	—	—	—	—	—	2	2	2	—	3400 986
	H.D. 71	71	8	—	—	—	—	—	—	2	2	2	—	3400 989
	Except Sta. Wgn., 440 Eng., w/o H/Perf., Std.	71	8	—	—	—	—	—	—	2	2	2	—	3400 987
	H.D. 71	71	8	—	—	—	—	—	—	2	2	2	—	3400 989
	Except Sta. Wgn., 440 Eng., w/H/Perf., All	71	8	—	—	—	—	—	—	2	2	2	—	3400 989
	Police Sta. Wgn.	71	—	—	—	—	—	2	2	—	—	—	—	3400 710
	Sta. Wgn., Std., up to April	71	—	—	—	—	—	2	2	—	—	2	—	3400 989
	Std., After April	71	—	—	—	—	—	2	2	—	—	2	—	3402 183
	H.D. 71	71	—	—	—	—	—	2	2	—	—	2	—	3400 710
	Y, w/o Skid Control, Std.	71	8	—	—	—	—	—	—	—	—	—	2	3400 988
	H.D. 71	71	8	—	—	—	—	—	—	—	—	—	2	3400 989
	Y, w/Skid Control, Std.	71	8	—	—	—	—	—	—	—	—	—	2	3402 177
	H.D. 71	71	8	—	—	—	—	—	—	—	—	—	2	3402 179
	CLAMP, w/STUD, Rear Spring Isolator Lower, Except CV. CP. and Sta. Wgn., RT. 70	70	8	—	—	—	—	—	—	1	1	1	1	3400 547
	LT. 70	70	8	—	—	—	—	—	—	1	1	1	1	3400 546
	Y, All	70	8	—	—	—	—	—	—	—	—	—	1	3400 547
	Y, All	70	8	—	—	—	—	—	—	—	—	—	1	3400 546
	Lower, Rt.	71	—	—	—	—	—	1	1	1	1	1	1	3400 547
	Lt.	71	—	—	—	—	—	1	1	1	1	1	1	3400 546
17-15-24	INSULATOR, alignment Clip		AR	AR	AR	AR	AR	AR	AR	AR	AR	AR	AR	1829 929
17-15-25	CLIP and CLAMP PACKAGE		AR	AR	AR	AR	AR	AR	AR	AR	AR	AR	AR	2808 399
17-15-28	SCREW, Alignment Clip		—	—	—	—	—	4	4	4	4	4	4	1485 510
17-15-30	WASHER, Alignment Clip Screw		—	—	—	—	—	4	4	4	4	4	4	1530 398

17-16-0 REAR SPRING SHACKLE

17-16-1	SHACKLE and BUSHING PACKAGE		2	—	2	—	—	—	—	—	—	—	—	3004 822
	All		—	2	—	—	—	—	—	—	—	—	—	3420 118
	Except Sta. Wgn.		—	—	—	2	2	—	—	—	—	—	—	3004 823
	Sta. Wgn., up to June, 71 after June, 71		—	—	—	2	2	—	—	—	—	—	—	3004 824
	Police, 2 D., 4 D.		—	—	—	—	—	2	—	—	—	—	—	3514 978
	Except Sta. Wgn., St.		—	—	—	—	—	2	2	2	2	2	—	3514 979
	Except Sta. Wgn.		—	—	—	—	—	—	—	—	—	—	—	3514 978
	Extreme Duty		—	—	—	—	—	2	2	2	2	2	—	3514 978
	Sta. Wgn.		—	—	—	—	—	2	2	—	—	2	—	3514 978
	Std.	8	—	—	—	—	—	—	—	—	—	—	2	3514 980
	H.D.	8	—	—	—	—	—	—	—	—	—	—	2	3514 979
17-16-3	SHACKLE, w/Pin, Except Sta. Wgn.		—	—	—	—	—	2	2	2	2	2	—	3402 136
	Std.	8	—	—	—	—	—	—	—	—	—	—	2	3402 138
	H.D.	8	—	—	—	—	—	—	—	—	—	—	2	3402 136

CARLINES

J - Challenger
B - BarracudaV - Valiant
L - Du.tR - Belvedere - Satellite
W - Coronet - ChargerP - Plymouth
D - DodgeC - Chrysler
Y - Imperial

AR Indicates use as required.

Numerals in parentheses () refer to notes.

Printed in U.S.A.

Indicates parts not listed in any previous parts book.

★ Indicates change or addition.

January 1972

CODE	PART NAME	ENG. TYPE OR CU.IN.	V	B	L	R	W	P	D	C	C	C	Y	PART NUMBER
			1-2	1-2	1-2	1-2	1-2	1-2	1-2	1	2	3	1	
17-16-0 REAR SPRING SHACKLE Cont'd.														
17-16-8	BUSHING, Shackle Pivot		8	—	8	—	—	—	—	—	—	—	—	1940 725
	All		—	8	—	8	8	8	8	8	8	8	—	1400 269
	Std.	8	—	—	—	—	—	—	—	—	—	—	8	2403 154
	H.D.	8	—	—	—	—	—	—	—	—	—	—	8	1400 269
17-17-0 REAR SPRING SILENT BLOCK														
17-17-3	BUSHING, Front, Pivot		2	—	2	—	—	—	—	—	—	—	—	2539 127
	Except 426, 440 Eng.		—	2	—	2	2	—	—	—	—	—	—	1948 869
	426, 440 Eng.	8	—	2	—	2	2	—	—	—	—	—	—	2403 245
	All		—	—	—	—	—	2	2	2	2	2	2	1948 869
	Police	6	—	—	—	2	2	2	—	—	—	—	—	1948 869
	Police	8	—	—	—	2	2	2	2	—	—	—	—	2403 245
	Taxi		—	—	—	2	2	2	2	—	—	—	—	1948 869
	Extreme Duty	8	—	2	—	2	2	2	2	—	—	—	—	2403 245
17-17-4	BOLT, Pivot Bushing		2	—	2	—	—	—	—	—	—	—	—	192 202
			—	2	—	2	2	2	2	2	2	2	2	1948 876
17-17-5	NUT, Pivot Bushing		2	—	2	—	—	—	—	—	—	—	—	6023 019
			—	2	—	2	2	2	2	2	2	2	2	1948 877
17-19-0 REAR SPRING BUMPER														
17-19-3	BUMPER, Rear Axle Pinion Carrier, w/o Support		1	1	1	1	1	1	1	1	1	1	1	2403 906
	w/Support, use w/8 1/4" Axle		—	—	—	1	1	1	1	—	—	—	—	3400 684
	w/Support, use w/8 3/4" Axle		1	1	1	1	1	1	1	1	1	1	1	3400 568
	w/Support, use w/9 3/4" Axle	8	—	1	—	1	1	—	—	—	—	—	—	3400 570
	BUMPER, Side Rail Rear Axle, All	70	2	—	2	—	—	—	—	—	—	—	—	2834 929
	All	71	2	—	2	—	—	—	—	—	—	—	—	2834 915
	All	70	—	2	—	—	—	—	—	—	—	—	—	3400 843
	Except 340 Eng., 3-2 Bbl. Carb.	71	—	2	—	—	—	—	—	—	—	—	—	3400 843
	340 Eng., 3-2 Bbl. Carb.	71	—	2	—	—	—	—	—	—	—	—	—	3400 841
	426, 440 Eng., w/4 Speed Trans.	8	—	2	—	2	2	—	—	—	—	—	—	3400 841
	Except CV. CP.	70	—	—	—	2	2	—	—	—	—	—	—	2834 933
	CV. CP.	70	—	—	—	2	2	—	—	—	—	—	—	2834 932
	426, 440 Eng., w/4 Speed Trans.	70	—	—	—	2	2	—	—	—	—	—	—	2834 934
	426,440 Eng. w/4 Speed Trans.	71	—	—	—	2	2	—	—	—	—	—	—	3400 841
	All	71	—	2	—	2	2	—	—	—	—	—	—	3400 843
	Except Sta. Wgn.	70	—	—	—	—	—	2	2	2	2	2	—	2834 936
	w/o Plate, Except Sta. Wgn.	71	—	—	—	—	—	2	2	2	2	2	—	2834 767
	w/Plate, Except Sta. Wgn.	71	—	—	—	—	—	2	2	2	2	2	—	2834 937
	Y, All	8	—	—	—	—	—	—	—	—	—	—	2	2834 936
	Sta. Wgn.	70	—	—	—	—	—	2	2	—	—	2	—	2403 796
	Sta. Wgn., w/o Support	71	—	—	—	—	—	2	2	—	—	2	—	2403 796
	Sta. Wgn., w/Support	71	—	—	—	—	—	2	2	—	—	2	—	2834 966
17-19-4	BRACKET, Center Floor Pan Carrier Bumper		1	—	1	—	—	—	—	—	—	—	—	2784 470
17-19-20	REINFORCEMENT, Center Floor Pan Pinion Carrier Bumper		—	1	—	—	—	—	—	—	—	—	—	3444 611
		70	—	—	—	1	1	—	—	—	—	—	—	3444 559
	All	71	—	—	—	1	1	—	—	—	—	—	—	3445 017
			—	—	—	—	—	1	1	1	1	1	1	3444 167
	SUPPORT, Pinion Carrier Bumper		1	—	1	—	—	—	—	—	—	—	—	2403 901
		6	—	1	—	1	1	—	—	—	—	—	—	2462 101
	318 Eng.	8	—	1	—	—	—	—	—	—	—	—	—	2462 101
17-19-21	PLATE, Center Floor Pan Pinion Carrier Bumper, 426 Eng.		—	1	—	—	—	—	—	—	—	—	—	2963 973
		70	—	—	—	1	1	—	—	—	—	—	—	2841 264
	426, 440 Eng.	71	8	—	—	1	1	—	—	—	—	—	—	3445 491

CARLINES

J - Challenger
B - Barracuda

V - Valiant
L - Dart

R - Belvedere - Satellite
W - Coronet - Charger

P - Plymouth
D - Dodge

C - Chrysler
Y - Imperial

AR Indicates use as required.

Indicates parts not listed in any previous parts book.

Numerals in parentheses () refer to notes.

★ Indicates change or addition.

Printed in U.S.A.
January 1972

CODE	PART NAME	ENG. TYPE OR CU.IN.	V	B	L	R	W	P	D	C	C	C	Y	PART NUMBER
17-23-0 SHOCK ABSORBER														
17-23-2	LOAD LEVELER, Rear			2	—	2	—	—	—	—	—	—	—	2421 075
	All	70		—	2	—	2	2	2	—	—	—	2462 179	
	Except CV. CP. and Sta. Wgn.	70	8	—	—	—	—	—	—	2	2	2	3400 962	
	CV. CP. and Sta. Wgn.	70	8	—	—	—	—	—	—	2	2	2	2462 179	
	All	71		—	2	—	2	2	—	—	—	—	3402 275	
	All	71		—	—	—	—	—	2	2	2	2	3400 962	
STANDARD														
17-23-3	ABSORBER PACKAGE, FRONT, Except 340													
	Eng.			2	—	2	—	—	—	—	—	—	—	3004 958
	340 Eng.		8	2	—	2	—	—	—	—	—	—	—	3004 959
	198, 225, 318, 383 Eng.	70		—	2	—	2	2	—	—	—	—	—	3004 961
	340, 426, 440 Eng.	70	8	—	2	—	2	2	—	—	—	—	—	3004 960
	R-M, W-M	70	8	—	—	—	2	2	—	—	—	—	—	3004 960
	Police and Taxi	70		—	—	—	2	2	—	—	—	—	—	3004 960
	Except 426, 440 Eng.	71		—	2	—	—	—	—	—	—	—	—	3402 417
	426, 440 Eng.	71	8	—	2	—	—	—	—	—	—	—	—	3004 960
	Except 426, 440 Eng.	71		—	—	—	2	2	—	—	—	—	—	3004 961
	426, 440 Eng.	71	8	—	—	—	2	2	—	—	—	—	—	3004 960
	R-M, W-M	71	8	—	—	—	2	2	—	—	—	—	—	3004 960
	Police and Taxi	71		—	—	—	2	2	—	—	—	—	—	3004 960
	Except CV. CP. and Sta. Wgn., 225, 318, 360, 383 Eng.			—	—	—	—	—	2	2	—	—	—	3004 777
	CV. CP. and Sta. Wgn., All	70		—	—	—	—	—	2	2	—	—	—	2525 460
	Except Sta. Wgn., Except													
	440 Eng.	71		—	—	—	—	—	2	2	—	—	—	3004 777
	Sta. Wgn.	71		—	—	—	—	—	2	2	—	—	—	2525 460
	440 Eng.		8	—	—	—	—	—	2	2	—	—	—	2525 460
	Police and Taxi	70		—	—	—	—	—	2	2	—	—	—	2525 461
	Police	71		—	—	—	—	—	2	2	—	—	—	3402 142
	Taxi	71		—	—	—	—	—	2	2	—	—	—	2525 461
	Except CV. CP. and Sta. Wgn., 360, 383													
	Eng., and 440 Eng., w/o H/Perf.	70	8	—	—	—	—	—	—	2	2	2	—	3004 777
	CV. CP., Sta. Wgn., All	70	8	—	—	—	—	—	—	2	2	2	—	2525 460
	Except Sta. Wgn., 360, 383 Eng.													
	and 440 Eng., w/o H/Perf.	71	8	—	—	—	—	—	—	2	2	2	—	3004 777
	Sta. Wgn., All	71	8	—	—	—	—	—	—	—	—	2	—	2525 460
	440 Eng., w/H/Perf.		8	—	—	—	—	—	—	2	2	2	—	2525 460
	Y, All	70	8	—	—	—	—	—	—	—	—	—	2	2808 378
	Y, All	71	8	—	—	—	—	—	—	—	—	—	2	3402 172
Absorber Package, Rear, Except 340														
	Eng.			2	—	2	—	—	—	—	—	—	—	3400 593
	340 Eng.		8	2	—	2	—	—	—	—	—	—	—	2298 912
	225, 318, 383 Eng.	70		—	2	—	—	—	—	—	—	—	—	3400 849
	340, 426, 440 Eng.	70	8	—	2	—	—	—	—	—	—	—	—	3400 854
	198, 225, 318 Eng. and 383													
	Eng., 2 Bbl. Carb.	71		—	2	—	—	—	—	—	—	—	—	3402 411
	340 Eng. and 383 Eng.,													
	4 Bbl. Carb.	71	8	—	2	—	—	—	—	—	—	—	—	3402 415
	340 Eng., 3-2 Bbl. Carb.	71	8	—	2	—	—	—	—	—	—	—	—	3402 419
	426, 440 Eng.	71	8	—	2	—	—	—	—	—	—	—	—	3402 415
	Except 426, 440 Eng.	70		—	—	—	2	2	—	—	—	—	—	2585 617
	426, 440 Eng.	70	8	—	—	—	2	2	—	—	—	—	—	2585 618
	R-M, W-M	70	8	—	—	—	2	2	—	—	—	—	—	2585 618
	Police and Taxi	70		—	—	—	2	2	—	—	—	—	—	2585 618
	Except 426, 440 Eng.	71		—	—	—	2	2	—	—	—	—	—	3402 261
	426, 440 Eng.	71	8	—	—	—	2	2	—	—	—	—	—	3402 262
	Police and Taxi	71		—	—	—	2	2	—	—	—	—	—	3402 262
	R-M, W-M	71	8	—	—	—	2	2	—	—	—	—	—	3402 262

CARLINES

J - Challenger
B - BarracudaV - Valiant
L - DartR - Belvedere - Satellite
W - Coronet - ChargerP - Plymouth
D - DodgeC - Chrysler
Y - Imperial

AR Indicates use as required.

Indicates parts not listed in any previous parts book.

Numerals in parentheses () refer to notes.

★ Indicates change or addition.

Printed in U.S.A.
January 1972

CODE	PART NAME	ENG. TYPE OR CU.IN.	V	B	L	R	W	P	D	C	C	C	Y	PART NUMBER
17-23-0 SHOCK ABSORBER Cont'd.														
17-23-3	ABSORBER PACKAGE Cont'd.													
	Except CV. CP. and Sta. Wgn., 225, 318, 383 Eng.	70						2	2					3400 620
	CV. CP. and Sta. Wgn., All	70						2	2					3400 586
	440 Eng.	70	8					2	2					3400 586
	Police and Taxi	70						2	2					3400 587
	Except CV. CP. and Sta. Wgn., 383 Eng. and 440 Eng., w/o H/Perf.	70	8							2	2	2		3402 017
	440 Eng., w/H/Perf.	70	8							2	2	2		3402 026
	CV. CP. and Sta. Wgn., All	70	8							2	2	2		3400 586
	Y, All	70	8										2	3402 022
	Except Sta. Wgn., Except 440 Eng.	71						2						3402 017
	Sta. Wgn.	71						2						3400 586
	440 Eng.	71						2						3402 026
	Taxi	71						2						3402 019
	Police Car	71	6					2						3402 019
	Police Car	71	8					2						3402 145
	Police, Sta. Wgn.	71						2						3402 019
	Except Sta. Wgn., Except 440 Eng.	71							2					3400 620
	Sta. Wgn., All	71							2					3400 586
	440 Eng.	71	8						2					3400 586
	Taxi	71							2					3402 019
	Police Car	71	8						2					3402 145
	Except Sta. Wgn., 360, 383 Eng., and 440 Eng., w/o H/Perf.	71	8							2	2	2		3402 017
	Sta. Wgn.	71	8									2		3402 026
	440 Eng., w/H/Perf.	71	8							2	2	2		3402 026
	Y, All	71	8										2	3402 168
HEAVY DUTY														
	ABSORBER PACKAGE, FRONT, All							2		2				3004 959
	All								2		2			3004 960
	Super Duty, 2 3/8" Dia.									2	2			3402 130
	w/Sway Bar, 1" Dia.									2	2	2	2	2525 460
	Extra Duty, 1" Dia.									2	2	2	2	2525 461
	Super Duty, 1 3/4" Dia.									2	2			3402 131
	High Control, 1 3/4" Dia.	71								2	2	2	2	3402 142
	All		8										2	2808 379
	ABSORBER PACKAGE, REAR, All							2		2				3400 594
	All	70							2					3400 854
	198, 225, 318 Eng. and 383 Eng., 2 Bbl. Carb.	71							2					3402 415
	1" Dia.	70						2	2					2585 618
	1 3/8" Dia.	70						2	2					2948 077
	Super Duty, 2 3/8" Dia.	70						2	2					3402 132
	1" Dia.	71						2	2					3402 262
	1 3/8" Dia. Extra Duty	71						2	2					3402 273
	2 3/8" Dia., Super Duty	71						2	2					3402 274
	w/Sway Bar, 225, 318, 383 Eng., 1" Dia., High Control	70							2	2				3400 586
	Extra Duty, 1" Dia.	70							2	2				3400 587
	1 3/8" Dia.	70							2	2				3400 959
	Super Duty, 2 3/8" Dia.	70							2	2				3402 132
	Except CV. CP. and Sta. Wgn., 1" Dia.	70	8							2	2	2		3402 019
	Except CV. CP. and Sta. Wgn., 1 3/8" Dia.	70	8								2	2	2	3400 960
	CV. CP. and Sta. Wgn., 1" Dia.	70	8								2	2	2	3400 587

CARLINES

J - Challenger
B - Barracuda

V - Valiant
L - Dart

R - Belvedere - Satellite
W - Coronet - Charger

P - Plymouth
D - Dodge

C - Chrysler
Y - Imperial

AR Indicates use as required.

Indicates parts not listed in any previous parts book.

Numerals in parentheses () refer to notes.

★ Indicates change or addition.

Printed in U.S.A.
January 1972

CODE	PART NAME	ENG. TYPE OR CU.IN.	V	B	L	R	W	P	D	C	C	C	Y	PART NUMBER
			1-2	1-2	1-2	1-2	1-2	1-2	1-2	1	2	3	1	
17-23-0 SHOCK ABSORBER Cont'd.														
17-23-3	ABSORBER PACKAGE Cont'd.													
	CV. CP. and Sta. Wgn., 1 3/8" Dia. 70	8	—	—	—	—	—	—	—	2	2	2	—	3400 959
	2 D.H.T., 4 D., 4 D.H.T., 383 and 440 Eng., w/o H/Perf., 1" Dia., High Control	70	8	—	—	—	—	—	—	2	2	2	—	3402 026
	All	70	8	—	—	—	—	—	—	—	—	—	2	3400 590
	1" Dia.	71	—	—	—	—	—	2	2	2	2	2	—	3402 019
	1" Dia., High Control	71	—	—	—	—	—	2	2	2	2	2	—	3402 026
	1 3/8" Dia.	71	—	—	—	—	—	2	2	2	2	2	—	3400 960
	2 3/8" Dia., Super Duty	71	—	—	—	—	—	2	2	—	—	—	—	3402 129
	2 3/8" Dia., Police	71	—	—	—	—	—	2	2	—	—	—	—	3402 145
17-23-52	BUSHING, Front Shock, Upper Mounting		2	2	2	2	2	2	2	2	2	2	2	2206 923
	Lower Mounting		2	2	2	2	2	—	—	—	—	—	—	1635 588
	Lower Mounting		—	—	—	—	—	2	2	2	2	2	—	2462 104
	Lower Mounting	8	—	—	—	—	—	—	—	—	—	—	2	2462 365
	Rear Shock, Upper Mounting		2	—	2	—	—	—	—	—	—	—	—	1319 902
	Upper Mounting	70	—	2	—	2	2	2	2	2	2	2	2	2201 554
	Upper Mounting	71	—	2	—	2	2	2	2	2	2	2	2	1319 902
	Lower Mounting		2	2	2	2	2	2	2	2	2	2	2	1319 902
17-23-53	WASHER, Rear Shock Pivot Bushing, Inner		4	—	4	—	—	—	—	—	—	—	—	1319 555
	Inner		—	2	—	2	2	2	2	2	2	2	2	1319 555
	Load Leveler Only	Inner	2	—	2	—	—	—	—	—	—	—	—	2403 177
	Outer		4	—	4	—	—	—	—	—	—	—	—	1319 554
	Outer		—	2	—	2	2	2	2	2	2	2	2	1319 554
	RETAINER, Front Shock Upper Mounting Bushing		2	2	2	2	2	—	—	—	—	—	—	2206 925
			—	—	—	—	—	4	4	4	4	4	4	2206 925
17-23-56	STUD, Rear Shock Upper Mounting		2	—	2	—	—	—	—	—	—	—	—	2071 714
	BOLT, Rear Shock Upper Mounting		—	2	—	2	2	2	2	2	2	2	2	180 190
17-23-57	NUT, Front Shock Lower Mounting Bolt		2	2	2	2	2	2	2	2	2	2	2	6028 465
	Rear Shock Upper Mounting Stud		2	—	2	—	—	—	—	—	—	—	—	6024 657
	Rear Shock Upper Mounting Bolt		—	2	—	2	2	2	2	2	2	2	2	6028 466
	Rear Shock Mounting, Load Leveler Only		4	—	4	—	—	—	—	—	—	—	—	2403 178

17-24-0 SHOCK ABSORBER SUPPORT

17-24-28	SUPPORT, Frame Front Shock Mounting		—	—	—	—	—	2	2	2	2	2	—	2925 279
	REINFORCEMENT, Rear Shock C/Member, Tail Pipe, Mounting	71	—	—	—	1	1	—	—	—	—	—	—	3615 108

17-26-0 SHOCK ABSORBER COMPONENT PARTS

17-26-4	SHIELD, Front Shock Upper Dust	8	—	—	—	—	—	—	—	—	—	—	2	2539 404
---------	--------------------------------	---	---	---	---	---	---	---	---	---	---	---	---	----------

17-29-0 SWAY BAR SHAFT—FRONT SUSPENSION

17-29-5	SHAFT		1	—	1	—	—	—	—	—	—	—	—	2535 534
	340 Eng., 3-2 Bbl. Carb.	8	—	1	—	—	—	—	—	—	—	—	—	2948 723
			—	1	—	1	1	—	—	—	—	—	—	2835 862
			—	—	—	—	—	1	1	1	1	1	—	2462 602
			—	—	—	—	—	—	—	—	—	—	1	2535 170
17-29-6	BRACKET, Frame Shaft		—	—	—	—	2	2	2	2	2	—	—	2925 296
	SUPPORT, Shaft		—	2	—	2	2	—	—	—	—	—	—	2835 707
	Bolt, w/Washer		—	4	—	4	4	—	—	—	—	—	—	180 122
	Nut		—	4	—	4	4	—	—	—	—	—	—	9417 668
17-29-10	STRAP, Shaft Bushing		—	—	—	—	2	2	2	2	2	—	—	1673 065
	BOLT, Strap		—	—	—	—	2	2	2	2	2	—	—	180 122
	NUT, Bolt		—	—	—	—	2	2	2	2	2	—	—	9417 668

CARLINES J - Challenger
B - Barracuda

V - Valiant
L - Dart

R - Belvedere - Satellite
W - Coronet - Charger

P - Plymouth
D - Dodge

C - Chrysler
Y - Imperial

AR Indicates use as required.

Indicates parts not listed in any previous parts book.

Numerals in parentheses () refer to notes.

★ Indicates change or addition.

Printed in U.S.A.
January 1972

CODE	PART NAME	ENG. TYPE OR CU.IN.	V	B	L	R	W	P	D	C	C	C	Y	PART NUMBER
			1-2	1-2	1-2	1-2	1-2	1-2	1-2	1	2	3	1	
17-29-0 SWAY BAR SHAFT—FRONT SUSPENSION Cont'd.														
17-29-11	RETAINER, Shaft Bushing							2	2	2	2	2	—	2462 566
		8						—	—	—	—	—	2	2535 173
	Shaft Insulator			2		2	2	—	—	—	—	—	—	2535 990
	BOLT, Shaft Bushing Retainer							4	4	4	4	4	—	1558 352
	NUT, Shaft Bushing Retainer Bolt							4	4	4	4	4	—	9421 218
17-29-12	BUSHING, Shaft							2	2	2	2	2	—	9417 668
		8						—	—	—	—	—	2	2269 709
								2	2	2	2	2	—	2071 572
17-29-15	CUSHION, Shaft							2	2	2	2	2	—	2462 570
17-29-16	RETAINER, Shaft Cushion							2	2	2	2	2	—	2462 571
17-29-17	LINK, Shaft Insulator		2	—	2	—	—	—	—	—	—	—	2	2535 188
	Nut, Link		—	2	—	2	2	—	—	—	—	—	—	2535 992
17-29-18	STRAP, Shaft Cushion		2	2	2	2	2	—	2	2	2	2	—	120 376
17-29-19	SLEEVE, Shaft Insulator Link		—	2	—	2	—	—	—	—	—	—	—	2462 572
17-29-20	INSULATOR, Shaft Link		8	8	8	8	8	—	—	—	—	—	8	2535 991
			—	—	—	—	—	2	2	2	2	2	—	2071 604
17-29-21	RETAINER, Shaft Insulator		8	8	8	8	8	—	—	—	—	—	8	1734 315
								—	—	—	—	—	—	2071 611

17-30-0 SWAY BAR SHAFT—REAR SUSPENSION

17-30-1	SHAFT, w/BUSHING		—	1	—	—	—	—	—	—	—	—	—	3402 049
17-30-2	SUPPORT, Shaft		—	2	—	—	—	—	—	—	—	—	—	3402 045
17-30-3	LINK, Shaft		—	2	—	—	—	—	—	—	—	—	—	2535 188
	Nut		—	4	—	—	—	—	—	—	—	—	—	120 376
17-30-4	RETAINER, Shaft Insulator		—	8	—	—	—	—	—	—	—	—	—	2071 611
17-30-5	INSULATOR, Shaft Link		—	8	—	—	—	—	—	—	—	—	—	2071 604

NOTES

CARLINES	J - Challenger B - Barracuda	V - Valiant L - Dart	R - Belvedere - Satellite W - Coronet - Charger	P - Plymouth D - Dodge	C - Chrysler Y - Imperial
----------	---------------------------------	-------------------------	--	---------------------------	------------------------------

AR Indicates use as required. Numerals in parentheses () refer to notes. Printed in U.S.A. January 1972
 # Indicates parts not listed in any previous parts book. ★ Indicates change or addition.