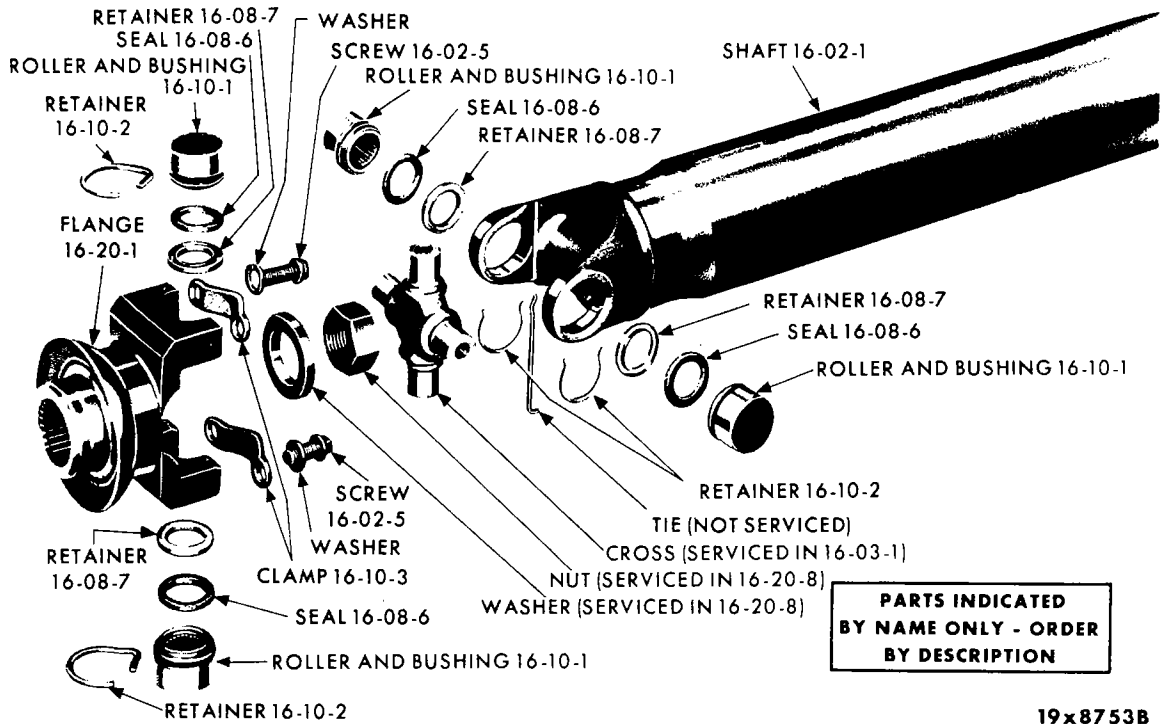
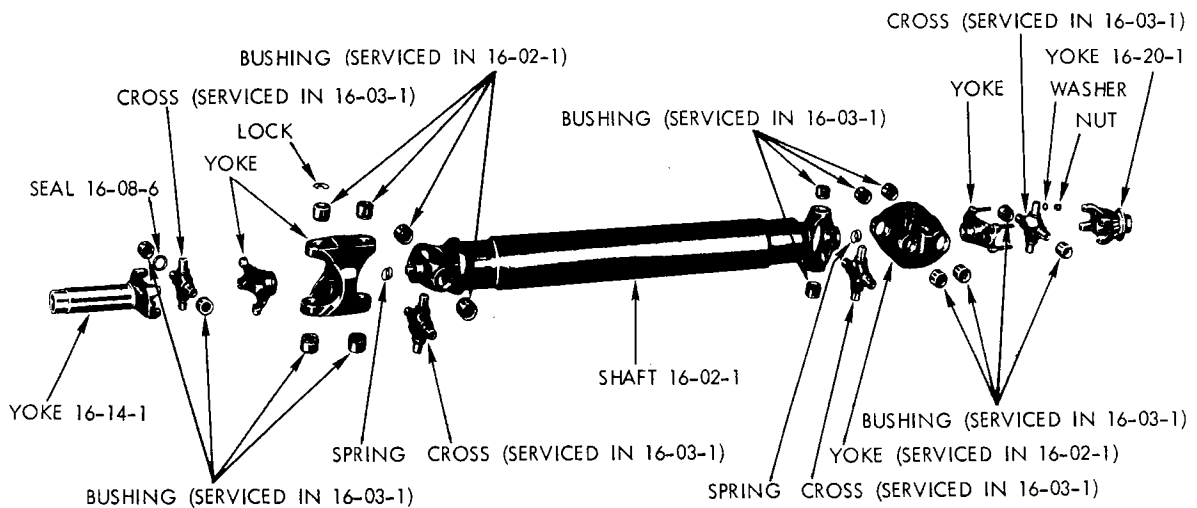


GROUP 16 - PROPELLER SHAFT AND UNIVERSAL JOINT




PROPELLER SHAFT - AXLE END




19a0800

PROPELLER SHAFT TYPE IDENTIFICATION CAN BE DETERMINED BY INSIDE MEASUREMENT OF YOKE AREA AS FOLLOWS:



TYPE 7260
2 1/8" INSIDE YOKE



TYPE 7290
2 5/8" INSIDE YOKE

19a2306

PROPELLER SHAFT IDENTIFICATION

NOTES

A series of horizontal lines provided for handwritten notes, starting below the 'NOTES' header and extending to the bottom of the page.

16-02-0 PROPELLER SHAFT

NOTE: Length Measurement of Shafts is from Center of Bearing Hole Trans. End to Center of Bearing Hole Axle End. For Axle Information See Note in Axle Code 3-01-0. Propeller Shaft includes Universal Slip Spline Yoke and Universal Joints. When it becomes necessary to replace the Slip Spline Yoke on vehicles with 426 Hemi. Eng. and ALL V/8 Police Cars it is recommended that the complete Propeller Shaft be replaced.

CODE	MODEL	TYPE	CU. IN. ENG.	TRANSMISSION	LENGTH	DIA.	PART NO.	
16-02-1	SHAFT—WITH 7 1/4" Axle							
	V-L	7260	198,225,318	A903,904-230	51.43"	2 3/4"	2883 754	
	V-L	7260	198,225	A903,904	51.43"	3"	2883 754	
	V-H	7260	198,225	A903,904	54.36"	3"	2883 755	
	V-H	7260	225	A833	54.05"	3"	2883 798	
	L	7260	198,225	A903,904	54.36"	3"	2883 755	
	L	7260	198,225	A903,904	51.43"	3"	2883 754	
	L Export	7260	225	A833	54.05"	3"	2883 798	
	V, L, Export	7260	225	833	51.12	2 3/4"	2883 757	
	B	70 7260	225,318	A904	50.18"	3 1/4"	2883 766	
	B	71 7260	198,225,318	A904,A94-1	49.89"	3 1/4"	2996 146	
	B	70 7260	225	A230,833	46.06"	3 1/4"	2883 772	
	B	71 7260	225	A230,833	46.06"	3 1/4"	3578 772	
	J	70 7260	225	A230,833	48.06"	3 1/4"	2883 763	
	J	71 7260	198,225	A230,833	48.06"	3 1/4"	3578 763	
	J	7260	225,318	A904,A94-1	52.03"	3 1/4"	3578 778	
	R-W Except Sta. Wag.	70 7260	225	A903,904	57.65"	3 1/4"	2883 790	
	R-W 2 Dr. H.T.	71 7260	225	A903,904	57.10"	3"	2996 216	
	R-W 4 Dr. Sedan	71 7260	225	A903,904	59.60"	3"	2996 228	
	WITH 8 1/4 and 8 3/4" Axle							
	V	7260	198,225,318	A903,904			---	
			340	230,A94-1	49.27"	2 3/4"	2883 752	
	V, L	7260	198, 225, 318	903, 904, 94-1	48.89	3"	= 2883 739	
	V	7260	340	A904,A727	44.99"	3"	2883 690	
	V Export	7260	198,225,318	A833	48.96"	2 3/4"	2883 760	
	V	7260	340	A833	48.96"	2 3/4"	2883 760	
	V-H	7260	198,225	903,904	49.27"	2 3/4"	2883 752	
	V-H	7260	318	230,A94-1	49.27"	2 3/4"	2883 752	
	V-H	7260	340	230	49.27"	2 3/4"	2883 752	
	V-H	7260	198,225,318		52.27"	3"	2883 778	
	V, L	7260	198, 225, 318	903, 904, 94-1	51.89	3"	= 2996 203	
	V-H	7260	225,318	A833	51.96"	3"	2883 758	
	L	70 7260	198,225,318	A903,904			---	
			340	230,A727	52.27"	3"	2883 778	
	L	71 7260	198,225,318	A903,230			---	
			340	A904,A94-1	52.27"	3"	2883 778	
			7260	225,318,340	A833	48.96"	2 3/4"	2883 760
	L	70 7260	340	A904,A727	47.99"	3 1/4"	2883 693	
	L	71 7260	340	A727	47.99"	3 1/4"	2883 693	
	L	71 7260	340	A904,A727	44.99"	3"	2883 690	
	L Export	7260	225,318	A833	51.96"	3"	2883 758	
	L	7260	340	A833	51.96"	3"	2883 758	
	L	71 7260	198,225,318	A903,904			---	
			340	230,A94-1	49.27"	2 3/4"	2883 752	
	B	70 7260	318	A904,A727	47.95"	3 1/4"	2883 768	
	B	71 7260	318	A94-1	47.95"	3 1/4"	2883 768	
	B	7260	198,225,318	727,904,A94-1	47.89"	3 1/4"	2996 138	
	B	70 7290	318	A230,833	43.85"	3 1/4"	2883 769	
	B w/2 Bbl. Carb.	70 7290	340,383	All	43.85"	3 1/4"	2883 769	
	B	71 7260	Exc. 426, 440	A230,833,A727	43.79"	3 1/4"	2996 134	
	B w/4 Bbl. Carb.	70 7290	383	A230,833,727	43.60"	3 1/4"	2883 636	
	B	70 7290	426,440	A727	43.60"	3 1/4"	2883 636	
	B	7290	318,340,383	A230,833			---	
			426,440	A727	43.60"	3 1/4"	2883 636	
	J	70 7290	318	A904,727	49.95"	3 1/4"	2883 779	
	J	71 7260	225,318	A904,A94-1	49.89"	3 1/4"	2996 146	
	J	71 7290	318	A94-1	49.95"	3 1/4"	2883 779	
	J	70 7290	318	A230,727,833	45.85"	3 1/4"	2883 782	
CARLINES	J - Challenger B - Barracuda	V - Valiant L - Dart	R - Belvedere - Satellite W - Coronet - Charger	P - Plymouth D - Dodge	C - Chrysler Y - Imperial			

AR Indicates use as required.

Indicates parts not listed in any previous parts book.

Numerals in parentheses () refer to notes.

* Indicates change or addition.

16-02-0 PROPELLER SHAFT Cont'd.

CODE	MODEL	TYPE	CU. IN. ENG.	TRANSMISSION	LENGTH	DIA.	PART NO.
16-02-1	SHAFT Cont'd.						
	J w/2 Bbl. Carb.	70	7290	340,383	All	45.85"	3 1/4" 2883 782
	J		7260	198,225,318	833,A230	45.79"	3 1/4" 2996 142
	J		7260	340	A230-833,727	45.79"	3 1/4" 2996 142
	J		7260	383,340	A727	45.79"	3 1/4" 2996 142
	J		7290	426,440	A727	45.60"	3 1/4" 2883 656
	J	70	7290	383	A230,727,833	45.60"	3 1/4" 2883 656
	J	71	7290	318	A230	45.60"	3 1/4" 2883 656
	J	71	7290	340	A230,727,833	45.60"	3 1/4" 2883 656
	J w/2 Bbl. Carb.	71	7290	383	A727	45.60"	3 1/4" 2883 656
	J w/4 Bbl. Carb.	71	7290	383	A230,833	45.60"	3 1/4" 2883 656
	R, Exc. Sta. Wag., Pol. Taxi	70	7260	225,318	A903,904	55.47"	3 1/4" 2883 791
	R, Exc. Sta. Wag., Pol. Taxi	70	7260	225,318	A230,727	51.44"	3 1/4" 2883 788
	R, w/2 Bbl. Carb. Exc. Sta. Wag., Pol., Taxi	70	7260	383	A727	51.44"	3 1/4" 2883 788
	R, Pol., Taxi	70	7260	225,318	A230,727	51.44"	3 1/4" 2883 788
	R, Sta. Wag.	70	7260	225,318	A903,904	56.17"	3 1/4" 2883 792
	R, Sta. Wag.	71	7260	225,318	A904,A94-1	57.42"	3" 2883 735
	R	71	7260	225,318	A904,A94-1	54.92"	3" 2996 201
	R	71	7260	225,318	A904,A94-1	54.86"	3 1/4" 2996 201
	R w/Power Lock	71	7260	225,318	A903,904,A94-1	54.92"	3 1/4" 2996 207
	R	71	7260	318	727,A230	50.80"	3 1/4" 2996 109
	R	71	7260	225	727,230	50.80"	3 1/4" 2996 109
	R	71	7260	383	727	50.80"	3 1/4" 2996 109
	R, w/Small Spline	71	7260	225	A903,904	57.42"	3 1/4" 2996 211
	R, w/Small Spline	71	7260	318	A94-1	57.42"	3 1/4" 2996 211
	R	71	7260	383	A727	50.80"	3" 2991 130
	R	71	7260	225,318	A230,727	50.80"	3" 2996 130
	R, Sta. Wag. & Taxi	70	7260	225,318	A904,230,727	52.03"	3 1/4" 2883 789
	R, w/3.21 & 3.55 Ratio	71	7260	225	230,A727	53.24"	3 1/4" 2996 117
	R w/2.71, 2.94, 3.21 and 3.55 Ratio	71	7260	318	A230-727	53.24"	3 1/4" 2996 117
	R, w/2.45 and 2.94 Ratio	71	7260	383	A727	53.24"	3 1/4" 2996 117
	R, w/2.76 & 3.23 Ratio	71	7260	225	A230-727	53.30"	3 1/4" 2996 113
	R, w/2.76 & 3.23 Ratio	71	7260	318	A230-727	53.30"	3 1/4" 2996 113
	R, w/2.76 & 3.23 Ratio	71	7260	383	A727	53.30"	3 1/4" 2996 113
	R	71	7260	225	A230,904,727	53.30"	3" 2996 186
	R	71	7260	318	A230,727	53.30"	3" 2996 186
	R	71	7260	383	A727	53.30"	3" 2996 186
	R, w/2 Bbl. Carb. exc. Sta. Wag.	70	7290	383	A727	51.50"	3 1/4" 2996 161
	R, w/4 Bbl. Carb. exc. Sta. Wag.	70	7290	383	A230,727,833	51.50"	3 1/4" 2996 161
	R	70	7290	426,440	A727	51.50"	3 1/4" 2996 161
	R, Pol. & Taxi	70	7290	225,318	A230,727	51.50"	3 1/4" 2996 161
	R, w/2 Bbl. Carb.	71	7290	383	A727	50.68"	3 1/4" 2996 101
	R, w/4 Bbl. Carb.	71	7290	340,383	A230,727,833	50.68"	3 1/4" 2996 101
	R	71	7290	426,440	A727	50.68"	3 1/4" 2996 101
	R	71	7290	225,318	A230,727	50.68"	3 1/4" 2996 101
	R, Sta. Wag. 2 & 4 Bbl. Carb.	70	7290	383	A230,727,833	52.07"	3 1/4" 2996 162
	R, Pol. Sta. Wag.	70	7290	225,318	A230,727	52.07"	3 1/4" 2996 162
	R	71	7290	383	A230,727,833	53.18"	3 1/4" 2883 696
	R-W	71	7260	225	A903	57.36"	3 1/4" 2883 735
	R-W	71	7260	318	A94-1	57.36"	3 1/4" 2883 735
	R-W, Sta. Wagon	71	7260	225	A903,904	57.36"	3 1/4" 2883 735
	R-W, Sta. Wagon Exc. Tr. Tow	71	7260	318	A94-1	57.36"	3 1/4" 2883 735
	R, W	71	7260	225,318	903,904,A-94-1	57.42"	3" 2996 121
	W	70	7260	225,318	A903,904	56.17"	3 1/4" 2883 792
	W	71	7260	225,318	A904,A94-1	54.92"	3" 2996 201
	W, Exc. Pol. & Taxi	70	7260	225,318	A904,230,727	52.03"	3 1/4" 2883 789
	W, Pol. Sta. Wag.	70	7260	225,318	A230,727	52.03"	3 1/4" 2883 789
	W, Pol. & Taxi		7260	225,318	A230,727	52.03"	3 1/4" 2883 789

CARLINES

J - Challenger
B - BarracudaV - Valiant
L - DartR - Belvedere - Satellite
W - Coronet - ChargerP - Plymouth
D - DodgeC - Chrysler
Y - Imperial

AR Indicates use as required.

Indicates parts not listed in any previous parts book.

Numerals in parentheses () refer to notes.

★ Indicates change or addition.

Printed in U.S.A.
January 1972

16-02-0 PROPELLER SHAFT Cont'd.

CODE	MODEL	TYPE	CU. IN. ENG.	TRANSMISSION	LENGTH	DIA.	PART NO.
16-02-1 SHAFT Cont'd.							
	W, w/2 Bbl. Carb. Exc.						
	Sta. Wag.	70	7260	383	A727	52.03"	3 1/4" 2883 789
	W	71	7260	225,318	A904,A94-1	54.86"	3 1/4" 2996 201
	W, w/Power Lock	71	7260	225,318	A903,904,94-1	54.92"	3 1/4" 2996 207
	W	71	7260	318	727,A230	50.80"	3 1/4" 2996 109
	W	71	7260	225	727,230	50.80"	3 1/4" 2996 109
	W	71	7260	383	727	50.80"	3 1/4" 2996 109
	W, Sta. Wag.	71	7260	225,318	A904,94-1	57.42"	3" 2883 735
	W, w/Small Spline	71	7260	225	A903,904	57.42"	3 1/4" 2996 211
	W, w/Small Spline	71	7260	318	A94-1	57.42"	3 1/4" 2996 211
	W	71	7260	225,318	A230,727	50.80"	3" 2996 130
	W	71	7260	383	A727	50.80"	3" 2996 130
	W, w/3.21 and 3.55 Ratio	71	7260	225	230,A727	53.24"	3 1/4" 2996 117
	W, w/3.21 and 3.55 Ratio	71	7260	318	A230,727	53.24"	3 1/4" 2996 117
	W, w/2.45 and 2.94 Ratio	71	7260	383	A727	53.24"	3 1/4" 2996 117
	W, w/2.76 & 3.23 Ratio	71	7260	225	A230,A727	53.30"	3 1/4" 2996 113
	W, w/2.76 & 3.23 Ratio	71	7260	318	A230,727	53.30"	3 1/4" 2996 113
	W, w/2.76 & 3.23 Ratio	71	7260	383	A727	53.30"	3 1/4" 2996 113
	W	71	7260	225	A230,904,727	53.30"	3" 2996 186
	W	71	7260	318	A230,727	53.30"	3" 2996 186
	W	71	7260	383	A727	53.30"	3" 2996 186
	W, w/2 Bbl. Carb.		7290	383	A727	50.68"	3 1/4" 2996 101
	W, w/4 Bbl. Carb.	71	7290	340,383	A230,727,833	50.68"	3 1/4" 2996 101
	W	71	7290	426,440	A727	50.68"	3 1/4" 2996 101
	W	71	7290	225,318	A230,727	50.68"	3 1/4" 2996 101
	W, w/2 Bbl. Carb. exc. Sta. Wag.	70	7290	383	A727	52.07"	3 1/4" 2996 162
	W, w/4 Bbl. Carb. exc. Sta. Wag.	70	7290	383	A230,727,833	52.07"	3 1/4" 2996 162
	W, Pol. & Taxi	70	7290	318	A230,727	52.07"	3 1/4" 2996 162
	W	70	7290	426,440	A727	52.07"	3 1/4" 2996 162
	W, Pol. & Taxi	70	7290	225	A230,727	52.07"	3 1/4" 2996 162
	W	71	7290	383	A230,727,833	53.18"	3 1/4" 2883 696
	P-D-C, 2 Bbl. Carb. Sta. Wag.	70	7260	383	A727	52.03"	3 1/4" 2883 789
	P, Exc. Sta. Wag.	70	7260	225	A904	58.17"	2 3/4" 2883 796
	P-D-C, Sta. Wag.	70	7260	318	A904	58-17"	3 1/4" 2883 796
	P, Exc. Sta. Wag., Police, Taxi, and TR-Tow	70	7260	318	A904	58.17"	3 1/4" 2883 796
	P, Exc. Sta. Wag., TR. Tow	71	7260	318	A94-1	58.17"	3 1/4" 3578 796
	P, Exc. TR. Tow	71	7260	225,318	A904,94-1	58.17"	3 1/4" 2883 796
	P, Exc. Sta. Wag.	71	7260	225,318	A903,904,94-1	57.42"	3 1/4" 2996 211
	P, Sta. Wag.	70	7260	225	A904	60.16"	3" 2883 794
	D, Exc. Sta. Wag.	70	7260	225	A904	60.16"	3" 2883 794
	P-D, Exc. Pol., TR. Tow	70	7260	318	A904	60.16"	3 1/4" 2883 797
	P	71	7260	318	A904,94-1	60.10"	3 1/4" 3578 797
	D	71	7260	225,318	A904,94-1	60.10"	3 1/4" 3578 797
	P	70	7260	225	A230	54.05"	3" 2883 798
	P, Exc. Sta. Wag., Pol., Taxi and TR. Tow	70	7260	318	A230	54.05"	3" 2883 798
	P, Exc. Sta. Wag., Pol., Taxi and TR. Tow	70	7260	255,318	A727	54.13"	3 1/4" 2883 798
	P, Exc. Sta. Wag.	70	7260	383	A230,727	54.13"	3 1/4" 2883 798
	P, Exc. Sta. Wag.	71	7260	225,318	A230	54.13"	3" 2883 798
	P, Police	71	7260	318,360	A230	54.13"	3" 2883 798
	P	71	7260	225,318	A727	54.13"	3 1/4" 3578 798
	P	71	7260	360,383	A230,727	54.13"	3 1/4" 3578 798
	P-D	70	7260	225,318	A230,727	56.17"	3 1/4" 2883 795
	P-D, w/2 Bbl. Carb.	70	7260	383	A727,230	56.17"	3 1/4" 2883 795
	C, Sta. Wag.	70	7260	383	A727,230	56.17"	3 1/4" 2883 795
	P-C, Sta. Wag.	71	7260	318,360,383	A230,727	55.81"	3 1/4" 3578 795

CARLINES

J - Challenger
B - Barracuda

V - Valiant
L - Dart

R - Belvedere - Satellite
W - Coronet - Charger

P - Plymouth
D - Dodge

C - Chrysler
Y - Imperial

AR Indicates use as required.

Indicates parts not listed in any previous parts book.

Numerals in parentheses () refer to notes.

★ Indicates change or addition.

Printed in U.S.A.
January 1972

1970-71 PASSENGER CAR PARTS CATALOG

PROPELLER SHAFT AND
UNIVERSAL JOINT

16-02-0 PROPELLER SHAFT Cont'd.

CODE	MODEL	TYPE	CU. IN. ENG.	TRANSMISSION	LENGTH	DIA.	PART NO.
16-02-1	SHAFT Cont'd.						
	D	71	7260	225,318, 360,383	A230,727	55.81"	3 1/4" 3578 795
	P-D, w/Small Spline	70	7260	225,318	A904	60.16"	3 1/4" 2883 800
	P-D, w/Small Spline	71	7260	225,318	A904,94-1	60.16"	3 1/4" 2883 800
	P, 4 Bbl. Carb.	70	7290	383,440	A727	53.64"	3 1/4" 2996 195
	P	71	7290	225	A727	53.64"	3 1/4" 2996 195
	P	71	7290	318	A230,727	53.64"	3 1/4" 2996 195
	P, 2 Bbl.	71	7290	360,383	A230,727	53.64"	3 1/4" 2996 195
	P, 4 Bbl.	71	7290	383,440	A727	53.64"	3 1/4" 2996 195
	P-D		7290	225,318	A230,727	55.68"	3 1/4" 2996 227
	P-D-C	70	7290	383	A230	55.68"	3 1/4" 2996 227
	D	71	7290	225	A727	55.68"	3 1/4" 2996 227
	P-D-C, Sta. Wag. Exc. TR. Tow	71	7290	318,383	A230,727	55.68"	3 1/4" 2996 227
	P-D-C	71	7290	383,440	A727	55.68"	3 1/4" 2996 227
	P-D	71	7290	360	A230	55.68"	3 1/4" 2996 227
	C, 4 Bbl. Carb. - Exc. Sta. Wag.	70	7290	383,440	A727	57.93"	3 1/4" 2996 222
	C	71	7290	383,440	A230,727	57.61"	3 1/4" 3578 222
	C, 2 Bbl. Carb. Exc. Sta. Wag.	70	7260	383	A230,727	58.17"	3 1/4" 2883 799
	C	71	7260	383	A230,727	57.86"	3 1/4" 3578 799
	Y			440	A727	52.57"	3 1/4" 2852 118
	WITH 9 3/4" Axle						
	B		7290	426,440	A727,833	42.60"	3 1/4" 2883 775
	J		7290	426,440	A727,833	44.60"	3 1/4" 2883 667
	W	70	7290	426,440	A727,833	50.96"	3 1/4" 2996 581
	R-W	70	7290	426,440	A727,833	50.39"	3 1/4" 2996 560
	R-W	71	7290	426,440	A727,833	49.50"	3 1/4" 2996 105

NOTES

CARLINES

J - Challenger
B - Barracuda

V - Valiant
L - Dart

R - Belvedere - Satellite
W - Coronet - Charger

P - Plymouth
D - Dodge

C - Chrysler
Y - Imperial

AR Indicates use as required.

Indicates parts not listed in any previous parts book.

Numerals in parentheses () refer to notes.

★ Indicates change or addition.

Printed in U.S.A.
January 1972

CODE	PART NAME	ENG. TYPE OR CU.IN.	V	B	L	R	W	P	D	C	C	C	Y	PART NUMBER
			1-2	1-2	1-2	1-2	1-2	1-2	1-2	1	2	3	1	
16-02-0 PROPELLER SHAFT Cont'd.														
16-02-5	SCREW, Propeller Shaft Axle End, 1/4"-28 x 5/8"	All	4	4	4	4	4	4	4	4	4	4	4	2460 883
	SCREW and Washer, Propeller Shaft Axle End, 1/4"-28 x 5/8"	All	4	4	4	4	4	4	4	4	4	4	—	# 6029 562
16-2-9	CAP, Prop. Shaft Inertia Tube Elastic Member	71	—	—	—	1	1	1	—	—	—	—	—	# 2883 737
16-03-0 UNIVERSAL JOINT														
16-03-1	CROSS and ROLLER PACKAGE, For 7260 U-Joint		2	2	2	2	2	2	2	2	2	2	—	1752 624
	CROSS and BUSHING KIT, For 7290 U-Joint		AR	AR	AR	AR	AR	AR	AR	AR	AR	AR	AR	2852 175
	CROSS and NEEDLE BEARING KIT, FOR 1330 U-JOINT	70	—	—	—	—	—	—	—	—	—	—	AR	2533 202
16-8-0 UNIVERSAL JOINT CROSS														
16-8-6	SEAL, CROSS ROLLER DUST, For 7260 U-JOINT		AR	AR	AR	AR	AR	AR	AR	AR	AR	AR	AR	857 999
	For 7290 U-JOINT		—	AR	—	AR	AR	AR	AR	AR	AR	AR	—	2781 947
16-8-7	RETAINER, Roller Dust Seal		AR	AR	AR	AR	AR	AR	AR	AR	AR	AR	—	1739 912
16-10-0 UNIVERSAL JOINT CROSS ROLLER AND BUSHING														
16-10-1	ROLLER and BUSHING, Except A727 and A833 Trans.		AR	AR	AR	AR	AR	AR	AR	AR	AR	AR	—	1739 913
	A727 and A833 Trans. Only		AR	AR	AR	AR	AR	AR	AR	AR	AR	AR	—	2781 944
16-10-2	RETAINER, Roller Bushing, For 7260 U-JOINT		AR	AR	AR	AR	AR	AR	AR	AR	AR	AR	—	858 006
	For 7290 U-Joint		—	AR	—	AR	AR	AR	AR	AR	AR	AR	—	2781 923
			—	—	—	—	—	—	—	—	—	—	AR	604 593
16-10-3	CLAMP, Use w/2781944 Roller and Bushing		2	2	2	2	2	2	2	2	2	2	—	1828 824
	Use W/1739913 Roller and Bushing		2	2	2	2	2	2	2	2	2	2	—	2781 904
16-14-0 UNIVERSAL JOINT SLIP SPLINE YOKE														
16-14-1	YOKE, U-Joint Slip Spline W/Large Sldg. Spl. W/7260		1	1	1	1	1	1	1	1	1	1	—	2883 575
	W/Small Sldg. Spl. W/7260		1	1	1	1	1	1	—	—	—	—	—	2852 323
	W/7290 U-Joint		—	1	—	1	1	1	1	1	1	1	—	2781 932
	W/Gasket and Plug		—	—	—	—	—	—	—	—	—	—	1	2781 901
	W/O Gasket and Plug		—	—	—	—	—	—	—	—	—	—	1	2460 929
	YOKE, U-Joint Slip Spline w/Large Sldg. Spl. w/7260		1	1	1	1	1	1	1	1	1	1	—	2883 575
16-16-7	CENTERING KIT, C/V	71	—	—	—	—	—	—	—	—	—	—	1	# 2533 203
16-20-0 PROPELLER SHAFT YOKE OR FLANGE														
16-20-1	YOKE PACKAGE, Axle Drive Pinion, W/Manual Trans.	70	426	—	1	—	1	1	—	—	—	—	—	3004 604
	w/Manual Trans.		All	—	1	—	1	1	—	—	—	—	—	3004 604
	W/2 Bbl. Carb. 318, 360, 383		—	—	—	1	1	1	1	—	—	—	—	3432 495
	YOKE PACKAGE, Axle Drive Pinion W/7290 U-JOINT W/Out Sure Grip Axle		All	—	—	—	—	—	1	1	—	—	—	3004 605
	YOKE, Axle Dr. Pinion, w/7 1/4 Axle			1	1	1	1	1	1	1	1	1	—	3004 878
	YOKE, Axle Dr. Pinion, w/8 3/4" Axle			1	1	1	1	1	1	1	1	1	—	3004 872
	10 Tooth Spline - 7260 Series			1	1	1	1	1	1	1	1	1	—	3432 485
	29 Tooth Spline - 7260 Series			1	1	1	1	1	1	1	1	1	—	
	Yoke Package W/8 3/4" Axle			1	1	1	1	1	1	—	—	—	—	# 2808 365
	10 Tooth Spline 7260 Series			1	1	1	1	1	1	—	—	—	—	

CARLINES J - Challenger V - Valiant R - Belvedere - Satellite P - Plymouth C - Chrysler
B - Barracuda L - Dart W - Coronet - Charger D - Dodge Y - Imperial

AR Indicates use as required.

Indicates parts not listed in any previous parts book.

Numerals in parentheses () refer to notes.

★ Indicates change or addition.

Printed in U.S.A.
January 1972

CODE	PART NAME	ENG. TYPE OR CU.IN.	V	B	L	R	W	P	D	C	C	C	Y	PART NUMBER
			1-2	1-2	1-2	1-2	1-2	1-2	1-2	1	2	3	1	
16-20-0 PROPELLER SHAFT YOKE OR FLANGE Cont'd.														
16-20-1	YOKE Cont'd.													
	YOKE, Axle Dr. Pinion, w/8 3/4" Axle													
	10 Tooth Spline - 7290 Series	70	—	1	—	1	1	1	1	1	1	1	—	3004 873
	29 Tooth Spline - 7290 Series		—	1	—	1	1	1	1	1	1	1	—	3432 487
	YOKE, Axle Dr. Pinion, 10 Spline	70	—	—	—	—	—	—	—	—	—	—	1	2931 813
	YOKE, Axle Dr. Pinion, 29 Spline		—	—	—	—	—	—	—	—	—	—	1	3432 489
16-20-2	WASHER, Flange 3/16" THK. 13/16" I.D.													
	Concave		1	1	1	1	1	1	1	1	1	1	1	1556 556
	Axle. Drv. Pinion Flange 3/16" THK.													
	15/16" I.D. Concave		—	1	—	1	1	1	1	1	1	1	1	2070 117
	Axle, Drv. Pinion Yoke 3/32" THK. Flat		—	1	—	1	1	—	—	—	—	—	—	1795 175
16-20-3	NUT, 1 1/4" Hex, Axle Drive Pinion Yoke		—	1	—	1	1	—	—	—	—	—	—	1795 173
	3/4"-16 Hex		1	1	1	1	1	1	1	—	—	—	—	6027 323
	7/8"-14 Hex		1	1	1	1	1	1	1	1	1	1	1	6028 041
16-20-7	SHIM, Rr. Axle Drv. Pinion Yoke w/10 Tooth													
	Spline		1	1	1	1	1	1	1	1	1	1	1	2931 803
	w/29 Tooth Spline		1	1	1	1	1	1	1	1	1	1	1	3507 273

NOTES

CARLINES J - Challenger V - Valiant R - Belvedere - Satellite P - Plymouth C - Chrysler
 B - Barracuda L - Dart W - Coronet - Charger D - Dodge Y - Imperial

AR Indicates use as required.

Indicates parts not listed in any previous parts book.

Numerals in parentheses () refer to notes.

★ Indicates change or addition.

Printed in U.S.A.
January 1972