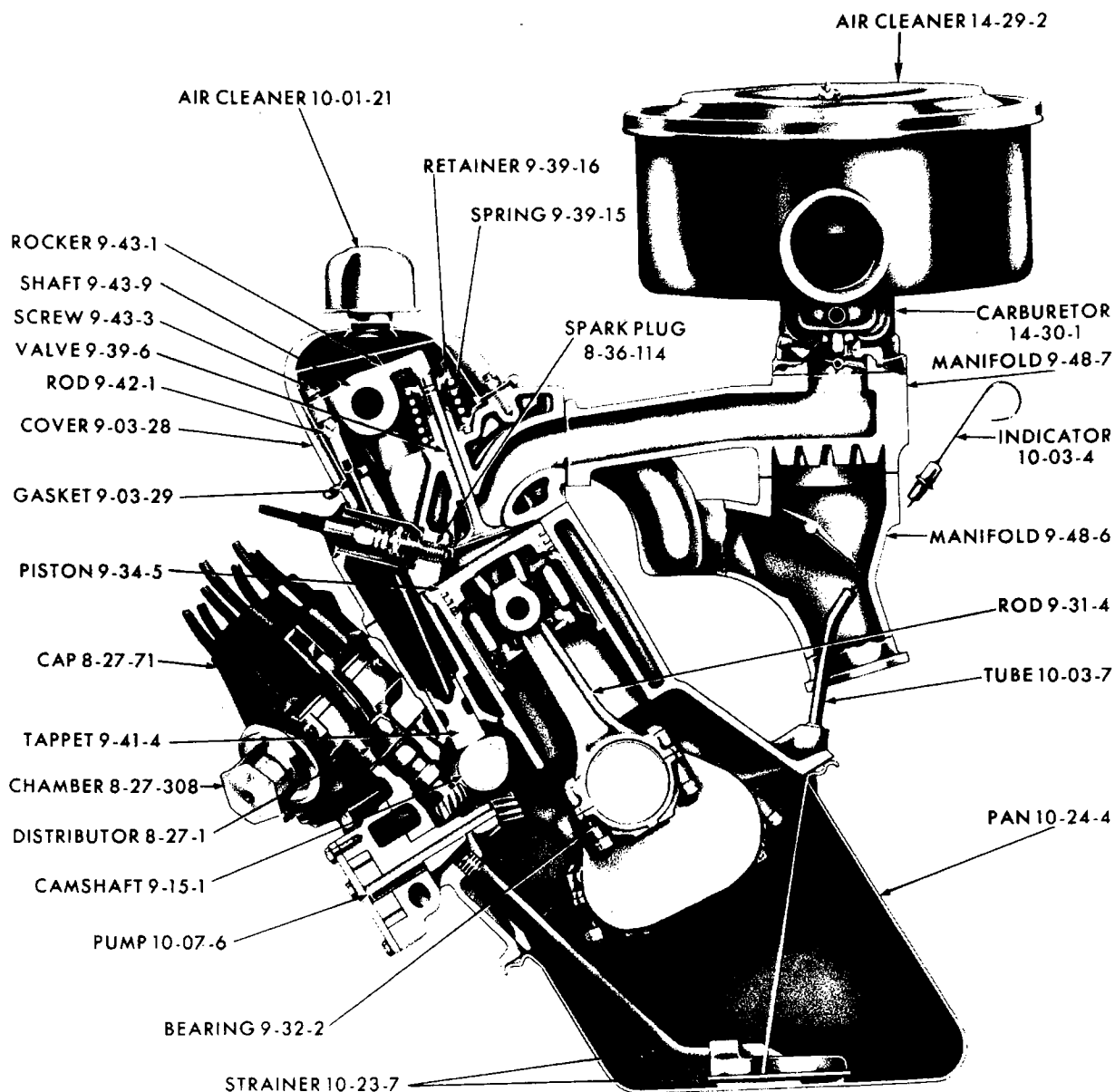
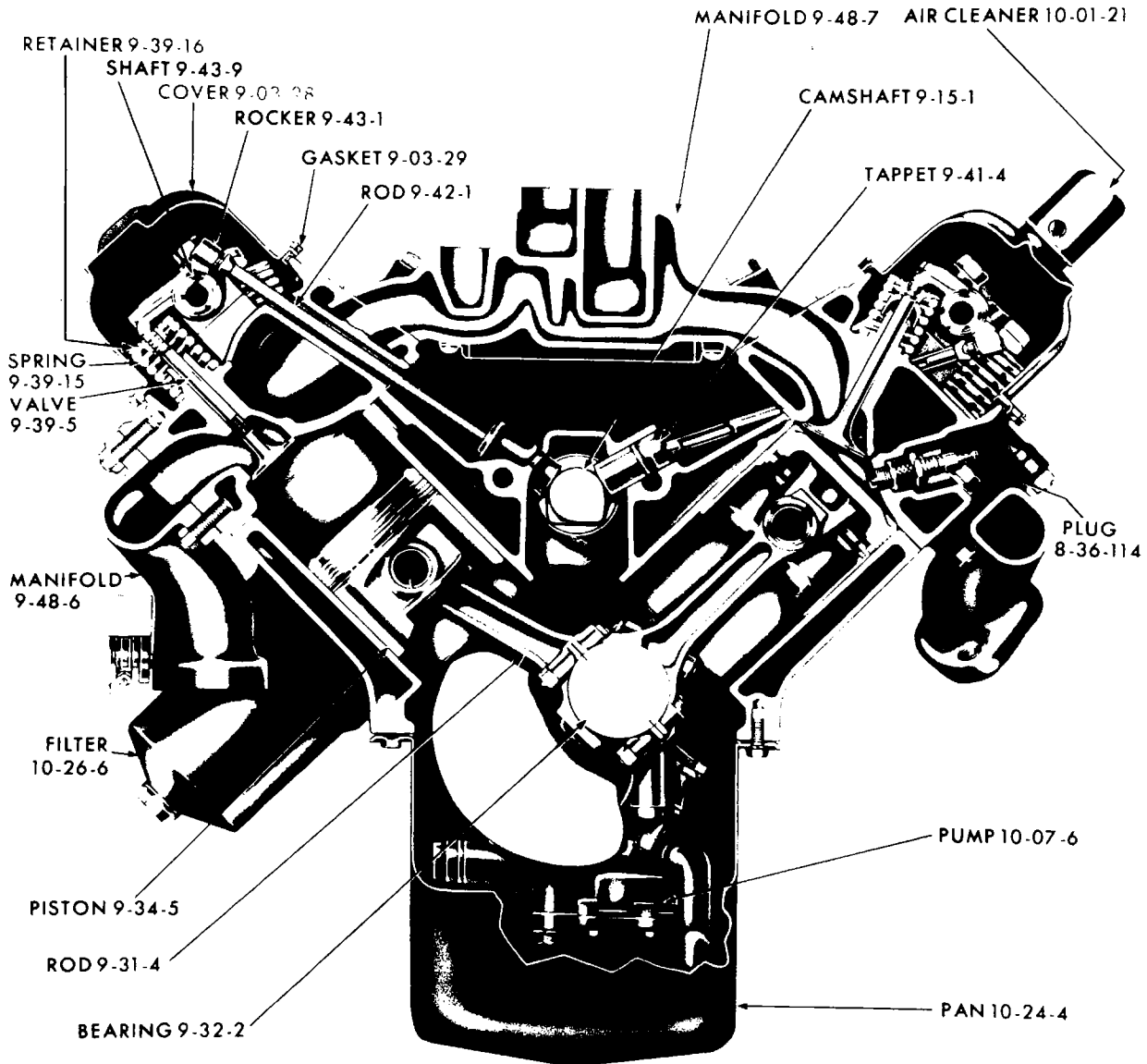
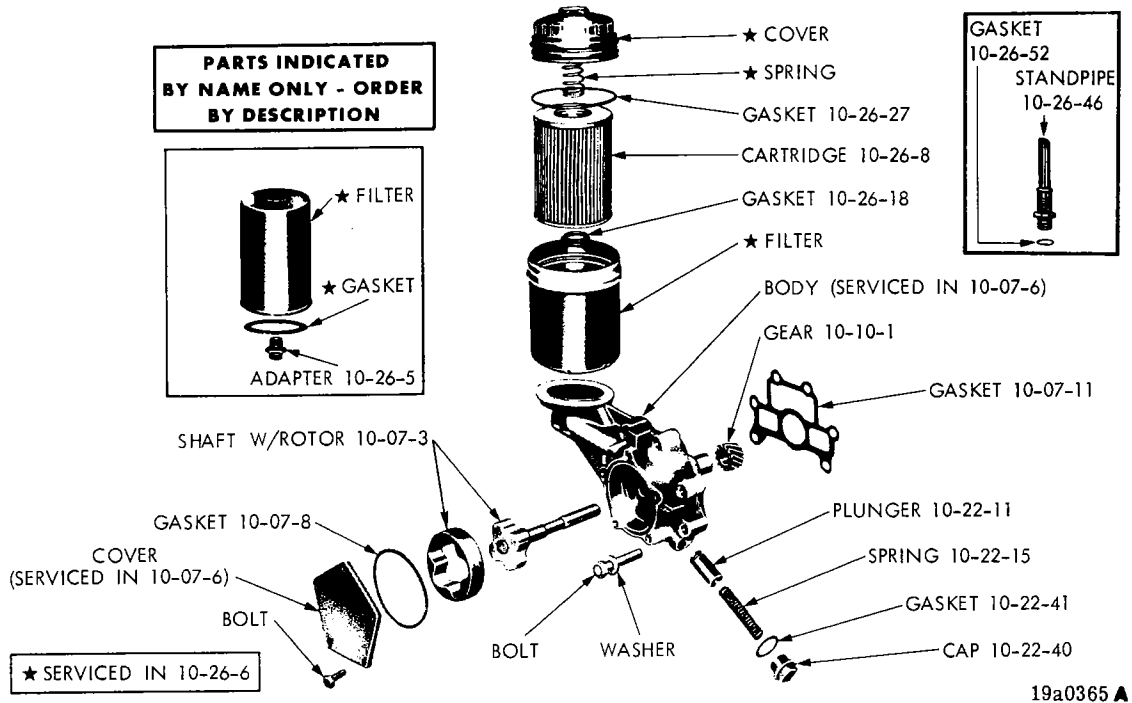


GROUP 10 - ENGINE OILING

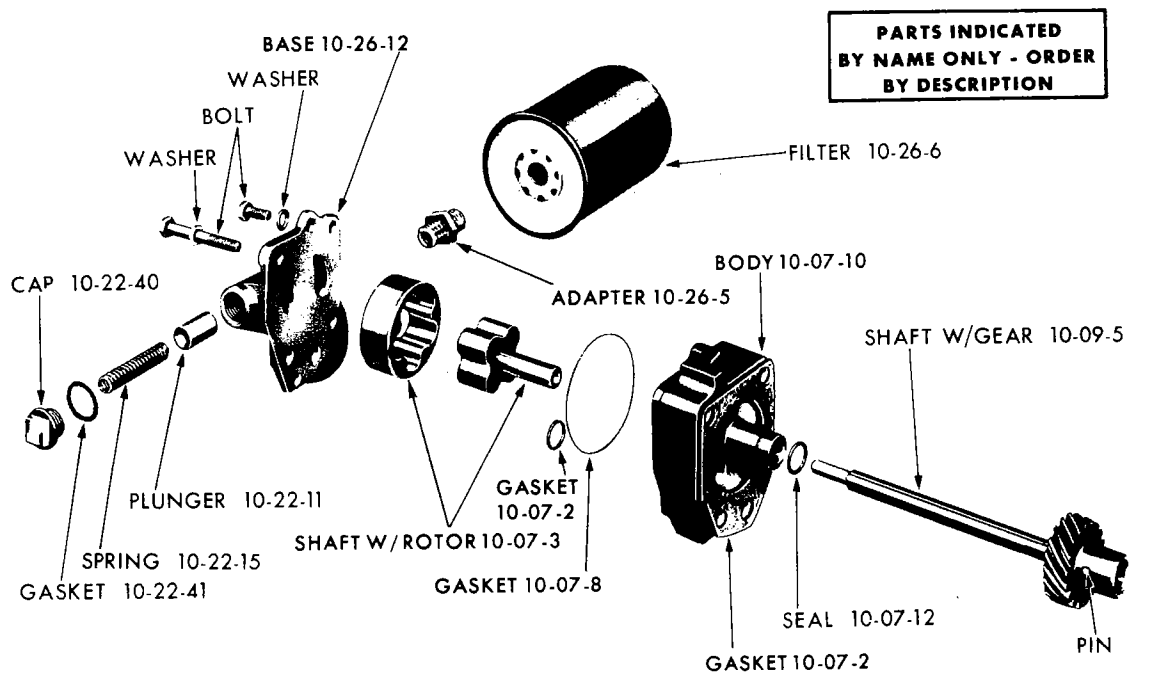


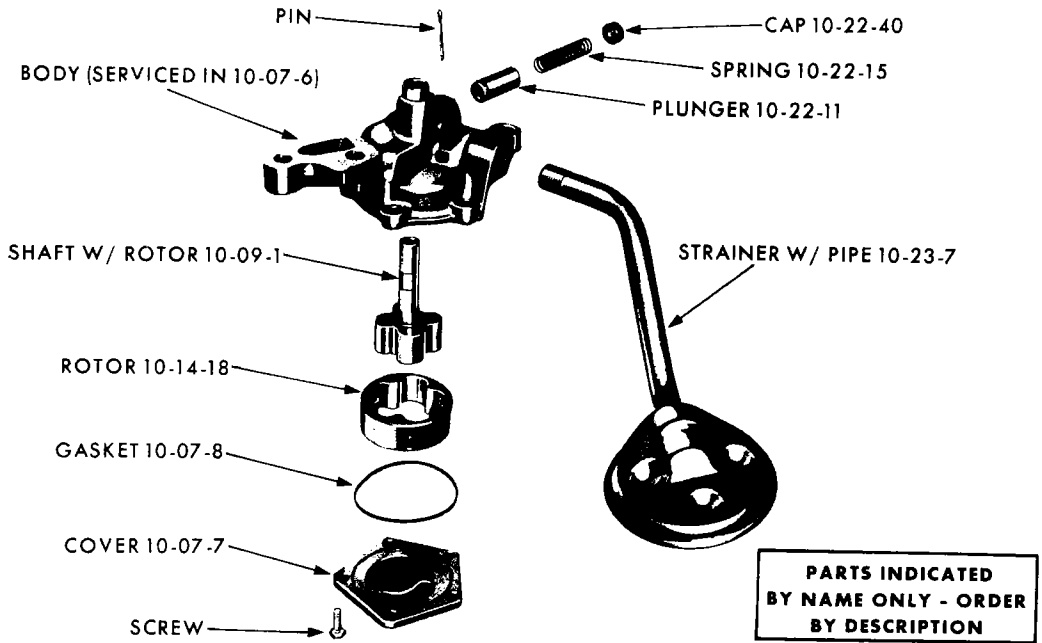


19x8777B



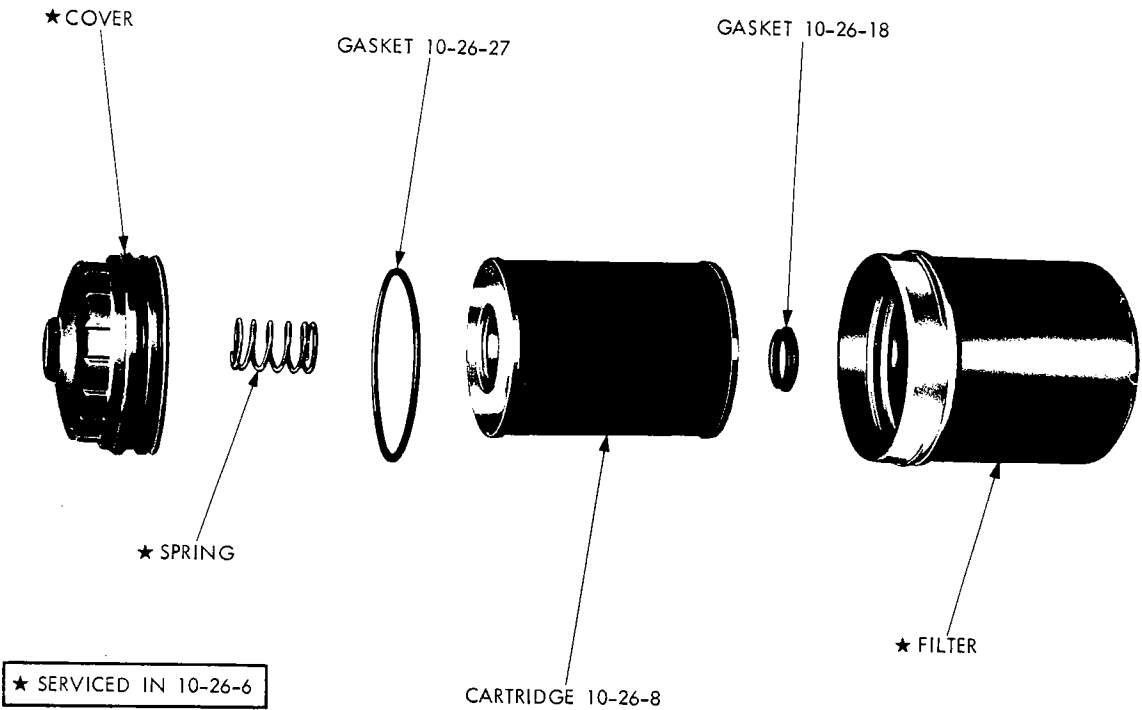
OIL PUMP AND FILTER - 6 CYLINDER





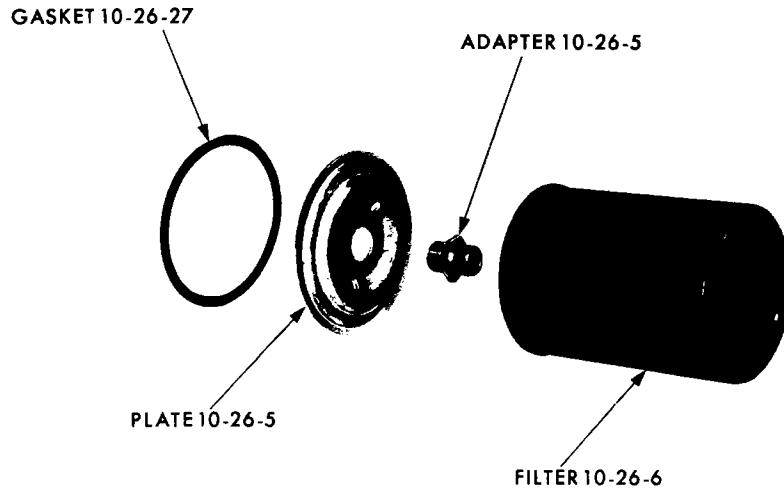
19x9226

OIL PUMP - 318 AND 340 ENGINE



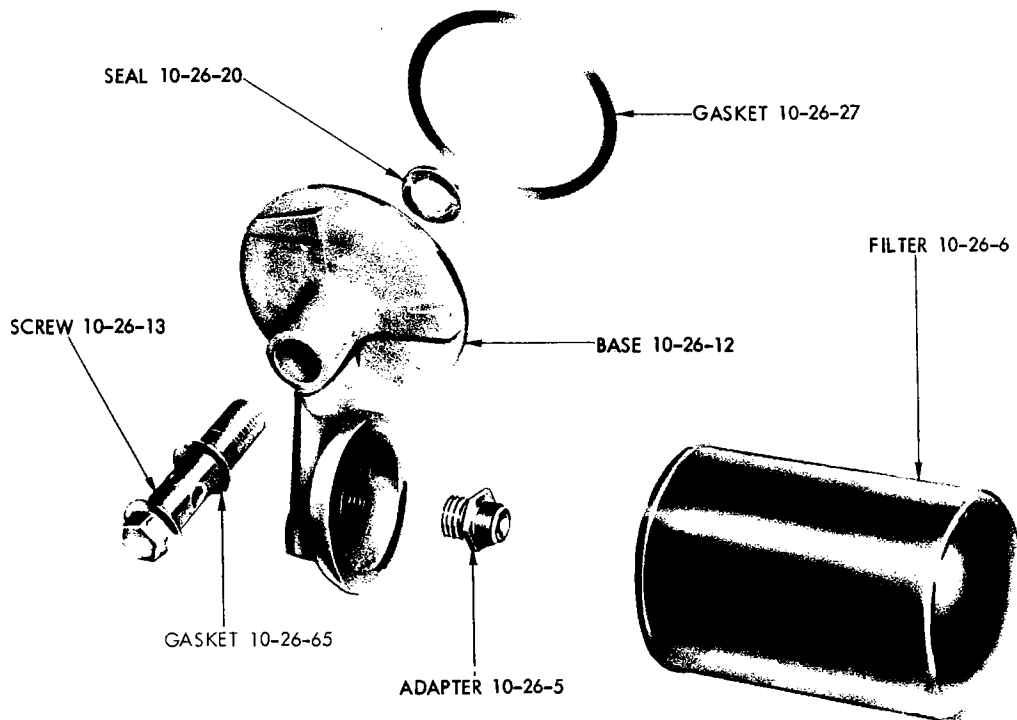
19a0367

OIL FILTER (REPLACEABLE CARTRIDGE TYPE) - 198, 225, 318 AND 340 ENGINES



19x9489

OIL FILTER (SEALED CAN TYPE) - 318 ENGINE



19x9992B

CODE	PART NAME	ENG. TYPE OR CU.IN.	V	B J	L	R	W	P	D	C	C	C	Y	PART NUMBER
10-01-0 CRANKCASE VENT INLET AIR CLEANER AND OIL FILLER														
10-01-21	CLEANER, w/o ECS	70	1	1	1	1	1	1	1	1	1	1	1	3462 094
	Export Only	71	1	1	1	1	1	1	1	—	—	—	—	3462 094
	w/ECS	70	6	1	1	1	1	1	1	—	—	—	—	3462 095
	All	71	6	1	1	1	1	1	1	—	—	—	—	3462 095
		70	8	1	1	1	1	1	1	1	1	1	1	3462 096
	All	71	8	1	1	1	1	1	1	1	1	1	1	3462 096
	3-2 bbl. Carb.	70	8	—	1	—	—	—	—	—	—	—	—	3462 096
	w/Carb. Fresh Air Pkg., Fiberglass Hood 426 Eng., J	70	8	—	1	—	—	—	—	—	—	—	—	3462 096
10-01-23	GROMMET, Cleaner		1	1	1	1	1	1	1	1	1	1	1	2946 079
10-01-40	CLAMP, Inlet Air Cleaner to Air Cleaner Hose		2	2	2	2	2	2	2	2	2	2	2	870 469
10-01-54	CAP, Oil Filler, Clear Chrome		1	1	1	1	1	1	1	1	1	1	1	2946 051
			—	1	—	1	1	1	1	1	1	1	—	2946 052
10-01-62	HOSE, Inlet Air Cleaner To Air Cleaner 55" LGH.		1	1	1	1	1	1	1	—	—	—	—	2825 417
	Molded Type 3 x 5 1/2"	8	1	1	1	1	1	1	1	1	1	1	1	2951 378
	Molded Type, 3 x 9 1/2", use w/Carb. Fresh Air Package, 340 Eng.	8	—	1	—	1	1	—	—	—	—	—	—	3512 778
	Molded Type, 3 x 7 3/4" use w/340 Eng., 3-2 Bbl. Carb.	71	8	—	1	—	—	—	—	—	—	—	—	3462 679
	Inlet Air Cleaner To Fuel Tank Vapor Tube, use w/ECS., 24" Lgh., 198, 225, 318, 340 Eng.	70	1	1	1	1	1	1	1	—	—	—	—	1739 243
	Inlet Air Cleaner To Fuel Tank Vapor Tube, 24" Lgh., 198, 225, 318, 340 and 360 Eng.	71	1	1	1	1	1	1	1	—	—	—	—	1739 243
	12" Lgh., 383, 426, 440 Eng.	8	—	1	—	1	1	1	1	1	1	1	1	1739 230
10-02-0 CLOSED CRANKCASE VENT VALVE														
10-02-53	HOSE, Vent Valve To Carb. (Sold By The Inch)		AR	AR	AR	AR	AR	AR	AR	AR	AR	AR	AR	883 031
10-02-61	GROMMET, Vent Valve		1	1	1	1	1	1	1	1	1	1	1	2536 926
10-02-62	VALVE, VENT, 170, 225 Eng., Export Only	70	6	1	1	1	—	—	—	—	—	—	—	3420 223
	198 Eng.	70	6	1	—	1	—	—	—	—	—	—	—	3420 223
	225 Eng.	70	6	1	1	1	1	1	1	—	—	—	—	3420 224
	All	70	8	1	1	1	1	1	1	1	1	1	1	3420 224
	All	71	8	1	1	1	1	1	1	1	1	1	1	3577 098
10-03-0 OIL LEVEL INDICATOR														
10-03-4	INDICATOR	6	1	1	1	1	1	—	—	—	—	—	—	3418 421
		6	—	—	—	—	—	1	1	—	—	—	—	3418 422
	318, 340 Eng.	70	8	1	1	1	1	1	1	—	—	—	—	3462 049
	318, 340, 360 Eng.	71	8	1	1	1	1	1	1	1	—	—	—	3462 049
	383 Eng., 2 Bbl. Carb.	8	—	1	—	1	1	—	—	—	—	—	—	2899 246
	383 Eng., 4 Bbl. Carb., 440 Eng.	70	8	—	1	—	1	—	—	—	—	—	—	3512 078
	383 Eng., 4 Bbl. Carb., 440 Eng.	71	8	—	1	—	1	—	—	—	—	—	—	3577 245
	383, 440 Eng.	70	8	—	—	—	—	1	1	1	1	1	1	2899 924
	383, 440 Eng.	71	8	—	—	—	—	1	1	1	1	1	1	3577 241
	W/Insulator, 426 Eng.	70	8	—	1	—	1	—	—	—	—	—	—	3418 343
	w/Insulator, 426 Eng.	71	8	—	1	—	1	—	—	—	—	—	—	= 3614 982
10-03-7	TUBE	6	1	1	1	1	1	1	1	—	—	—	—	3418 423
	318, 340 Eng.	70	8	1	1	1	1	1	1	—	—	—	—	3418 933
	318, 340, 360 Eng.	71	8	1	1	1	1	1	1	1	—	—	—	3418 933
	426 Eng.	8	—	1	—	1	1	—	—	—	—	—	—	2806 243

CARLINES J - Challenger V - Valiant
B - Barracuda L - Dart

R - Belvedere - Satellite
W - Coronet - Charger

P - Plymouth
D - Dodge

C - Chrysler
Y - Imperial

AR Indicates use as required.

Indicates parts not listed in any previous parts book.

Numerals in parentheses () refer to notes.

★ Indicates change or addition.

Printed in U.S.A.
January 1972

CODE	PART NAME	ENG. TYPE OR CU.IN.	V	B	L	R	W	P	D	C	C	C	Y	PART NUMBER
10-03-0 OIL LEVEL INDICATOR Cont'd.														
10-03-7	TUBE Cont'd.													
	w/Clip, 383 Eng., 2Bbl. Carb., 440 Eng., w/o H/Perf.		8	—	—	—	—	—	1	1	1	1	1	3462 416
	383 Eng., 4 Bbl. Carb., 440 Eng., W/H/Perf.		8	—	—	—	—	—	1	1	1	1	1	3462 415
	383, 440 Eng.		8	—	1	—	1	1	—	—	—	—	—	3462 415
10-03-10	CLIP, Tube, 426 Eng.		8	—	1	—	1	1	—	—	—	—	—	2806 244
10-03-13	SEALER, Tube		6	AR	AR	AR	AR	AR	AR	—	—	—	—	1057 794
10-03-14	INSULATOR, Handle, 426 Eng.		8	—	1	—	1	1	—	—	—	—	—	2806 239
	Tube, 426 Eng.		8	—	1	—	1	1	—	—	—	—	—	2806 242

10-07-0 OIL PUMP

10-07-2	GASKET and SEAL PACKAGE, 383, 426, 440 Eng.		8	—	1	—	1	1	1	1	1	1	1	2084 355
10-07-3	SHAFT and ROTOR PACKAGE		6	1	1	1	1	1	1	1	—	—	—	2084 415
	383, 426, 440 Eng.		8	—	1	—	1	1	1	1	1	1	1	2084 354
10-07-6	PUMP, 318, 340 Eng.	70	8	1	1	1	1	1	1	1	—	—	—	2806 270
	318, 340, 360 Eng.	71	8	1	1	1	1	1	1	1	1	—	—	2806 270
	PUMP PACKAGE		6	1	1	1	1	1	1	1	—	—	—	2808 507
	383, 440 Eng.	70	8	—	1	—	1	1	1	1	1	1	1	2808 509
	383, 440 Eng.	71	8	—	1	—	1	1	1	1	1	1	1	2808 510
	426 Eng., 440 Eng., w/3-2 Bbl. Carb.		8	—	1	—	1	1	1	—	—	—	—	2808 510
10-07-7	COVER, Pump, 318, 340 Eng.		8	1	1	1	1	1	1	1	—	—	—	2206 095
	318, 340, 360 Eng.	71	8	1	1	1	1	1	1	1	—	—	—	2206 095
10-07-8	GASKET, Cover		8	1	1	1	1	1	1	1	1	1	1	2268 921
10-07-10	BODY, 383, 440 Eng.	70	8	—	1	—	1	1	1	1	1	1	1	1737 718
	426 Eng., and 440 Eng., w/3-2 Bbl. Carb.	70	8	—	1	—	1	1	—	—	—	—	—	2780 639
	383, 426, 440 Eng., All	71	8	—	1	—	1	1	1	1	1	1	1	2780 639
10-07-11	GASKET, Pump Body		6	1	1	1	1	1	1	—	—	—	—	2121 404
10-07-12	SEAL, Pump Body, 383, 426, 440 Eng.		8	—	1	—	1	1	1	1	1	1	1	1855 328
10-07-14	SHIELD, Pump Body Splash		6	1	1	1	1	1	1	—	—	—	—	2468 645

10-09-0 OIL PUMP DRIVE SHAFT

10-09-1	SHAFT, w/ROTOR, 318, 340 Eng.	70	8	1	1	1	1	1	1	1	—	—	—	2121 530
	318, 340, 360 Eng.	71	8	1	1	1	1	1	1	1	1	—	—	2121 530
10-09-5	SHAFT and DISTRIBUTOR DRIVE, w/GEAR,		8	1	1	1	1	1	1	1	—	—	—	2121 535
	318, 340 Eng.	70	8	1	1	1	1	1	1	1	—	—	—	2121 535
	318, 340, 360 Eng.	71	8	1	1	1	1	1	1	1	—	—	—	2402 136
	318, 340 Eng., Canada Built	70	8	1	1	1	—	—	1	1	—	—	—	2402 136
	318, 340, 360 Eng., Canada Built	71	8	1	1	1	1	1	1	1	—	—	—	1739 604
	383, 426, 440 Eng.		8	—	1	—	1	1	1	1	1	1	1	2863 584
10-09-7	BUSHING, Shaft		8	1	1	1	1	1	1	1	1	1	1	2863 584

10-10-0 OIL PUMP DRIVE GEAR

10-10-1	GEAR		6	1	1	1	1	1	1	1	—	—	—	1947 225
---------	------	--	---	---	---	---	---	---	---	---	---	---	---	----------

10-14-0 OIL PUMP ROTOR

10-14-18	ROTOR, Outer, 318, 340 Eng.	70	8	1	1	1	1	1	1	1	—	—	—	2121 531
	318, 340, 360 Eng.	71	8	1	1	1	1	1	1	1	—	—	—	2121 531

10-22-0 OIL PRESSURE RELIEF VALVE

10-22-11	PLUNGER		6	1	1	1	1	1	1	1	—	—	—	2406 580
	318, 340 Eng.	70	8	1	1	1	1	1	1	1	—	—	—	2843 208

CARLINES

J - Challenger
B - BarracudaV - Valiant
L - DartR - Belvedere - Satellite
W - Coronet - ChargerP - Plymouth
D - DodgeC - Chrysler
Y - Imperial

AR Indicates use as required.

Indicates parts not listed in any previous parts book.

Numerals in parentheses () refer to notes.

★ Indicates change or addition.

Printed in U.S.A.
January 1972

CODE	PART NAME	ENG. TYPE OR CU.IN.	V	B	L	R	W	P	D	C	C	C	Y	PART NUMBER
10-22-0 OIL PRESSURE RELIEF VALVE Cont'd.														
10-22-11	PLUNGER Cont'd.													
	318, 340, 360 Eng.	71	8	1	1	1	1	1	1	1	—	—	—	2843 208
	383, 426, 440 Eng.		8	—	1	—	1	1	1	1	1	1	1	2463 541
10-22-15	SPRING		6	1	1	1	1	1	1	—	—	—	—	1737 742
	318, 340 Eng.	70	8	1	1	1	1	1	1	—	—	—	—	2264 587
	318, 340, 360 Eng.	71	8	1	1	1	1	1	1	1	—	—	—	2264 587
	383, 440 Eng.	70	8	—	1	—	1	1	1	1	1	1	1	1737 742
	426 Eng., and 440 Eng., w/3-2 Bbl.													
	Carb.	70	8	—	1	—	1	1	—	—	—	—	—	2406 677
	383, 426, 440 Eng., All	71	8	—	1	—	1	1	1	1	1	1	1	2406 677
10-22-40	CAP		6	1	1	1	1	1	1	—	—	—	—	618 621
	318, 340 Eng.	70	8	1	1	1	1	1	1	—	—	—	—	2806 273
	318, 340, 360 Eng.	71	8	1	1	1	1	1	1	1	—	—	—	2806 273
	383, 426, 440 Eng.		8	—	1	—	1	1	1	1	1	1	1	618 621
10-22-41	GASKET			1	1	1	1	1	1	1	1	1	1	618 622
10-23-0 OIL STRAINER														
10-23-7	STRAINER, w/PIPE	70	6	1	—	1	—	—	—	—	—	—	—	2780 999
	All	70	6	—	1	—	1	1	—	—	—	—	—	2658 696
	All	71	6	1	1	1	1	1	—	—	—	—	—	2780 999
	All		6	—	—	—	—	—	1	1	—	—	—	2463 606
	318, 340 Eng.	70	8	1	1	1	1	1	1	—	—	—	—	2468 849
	318, 340, 360 Eng.	71	8	1	1	1	1	1	1	1	—	—	—	2468 849
	383 Eng.		8	—	1	—	1	1	—	—	—	—	—	2899 807
	440 Eng.		8	—	1	—	1	1	—	—	—	—	—	3512 251
	383 Eng. and 440 Eng., w/o H/Perf.	70	8	—	—	—	—	—	1	1	1	1	1	2532 264
	440 Eng., w/H/Perf.	70	8	—	—	—	—	—	1	1	1	1	1	2899 808
	440 Eng.	70	8	—	—	—	—	—	—	—	—	—	1	2532 264
	383, 440 Eng.	71	8	—	—	—	—	—	1	1	1	1	1	2899 808
	426 Eng.		8	—	1	—	1	1	—	—	—	—	—	2951 569
10-24-0 OIL PAN														
10-24-1	GASKET SET		6	1	1	1	1	1	1	—	—	—	—	2240 647
	318, 340 Eng.		8	1	1	1	1	1	1	—	—	—	—	3514 157
	360 Eng.	71	8	—	—	—	—	—	1	1	1	—	—	3549 388
10-24-4	PAN, w/o Drain Plug	70	6	1	—	1	—	—	—	—	—	—	—	2780 904
	All	70	6	—	1	—	1	1	—	—	—	—	—	2532 284
	All	71	6	1	1	1	1	1	—	—	—	—	—	3462 086
	All		6	—	—	—	—	—	1	1	—	—	—	2463 594
	318, 340 Eng.		8	1	1	1	1	1	1	—	—	—	—	3418 293
	360 Eng.	71	8	—	—	—	—	—	1	1	1	—	—	3418 437
	383 Eng.		8	—	1	—	1	1	—	—	—	—	—	2532 401
	383 Eng. and 440 Eng. w/o H/Perf.		8	—	—	—	—	—	1	1	1	1	1	2532 186
	440 Eng. w/H/Perf. and 440 Eng., w/3-2 bbl. Carb.		8	—	—	—	—	—	1	1	1	1	1	2951 314
	426, 440 Eng.		8	—	1	—	1	1	—	—	—	—	—	2951 564
10-24-8	GASKET, 383, 426, 440 Eng.		8	—	AR	—	AR	AR	AR	AR	AR	AR	AR	2658 685
10-24-23	SCREW, w/WASHER, Pan Attaching, 5/16"-18 x 9/16"			AR	AR	AR	AR	AR	AR	AR	AR	AR	AR	2121 573
	5/16"-18 x 11/16", except 318, 340 Eng.			AR	AR	AR	AR	AR	AR	AR	AR	AR	AR	6028 581
	5/16"-18 x 13/16", 318, 340, 360 Eng.		8	16	16	16	16	16	16	16	—	—	—	1947 953
	5/16"-18 x 1", 318, 340, 360 Eng.		8	2	2	2	2	2	2	2	—	—	—	6025 926
10-24-30	BAFFLE, C/SHAFT OIL SCRAPPER, 340 Eng.		8	1	1	1	1	1	—	—	—	—	—	2531 945
	383, 426, 440 Eng.		8	—	1	—	1	1	1	1	1	1	—	2863 983
	SCREW, w/WASHER, Baffle Attaching		8	4	4	4	4	4	—	—	—	—	—	6023 092
10-24-37	PLUG, Drain			1	1	1	1	1	1	1	1	1	1	2125 890
10-24-38	GASKET, Drain Plug			1	1	1	1	1	1	1	1	1	1	2268 513
CARLINES	J - Challenger B - Barracuda	V - Valiant L - Dart		R - Belvedere - Satellite W - Coronet - Charger		P - Plymouth D - Dodge		C - Chrysler Y - Imperial						

AR Indicates use as required.

Indicates parts not listed in any previous parts book.

Numerals in parentheses () refer to notes.

★ Indicates change or addition.

Printed in U.S.A.
January 1972

