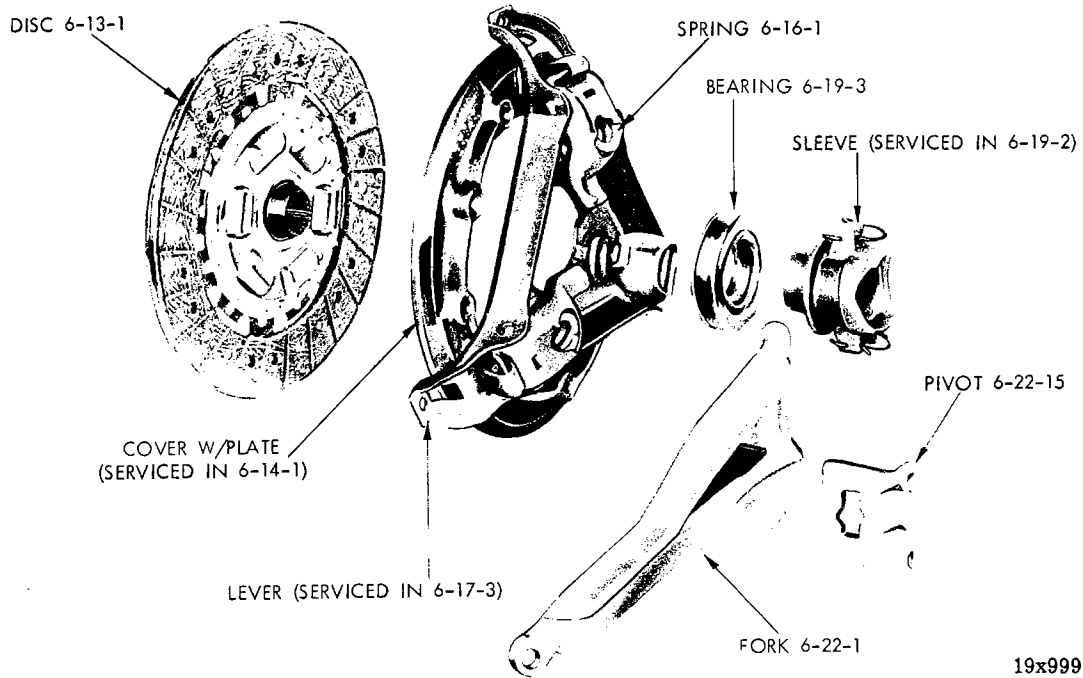
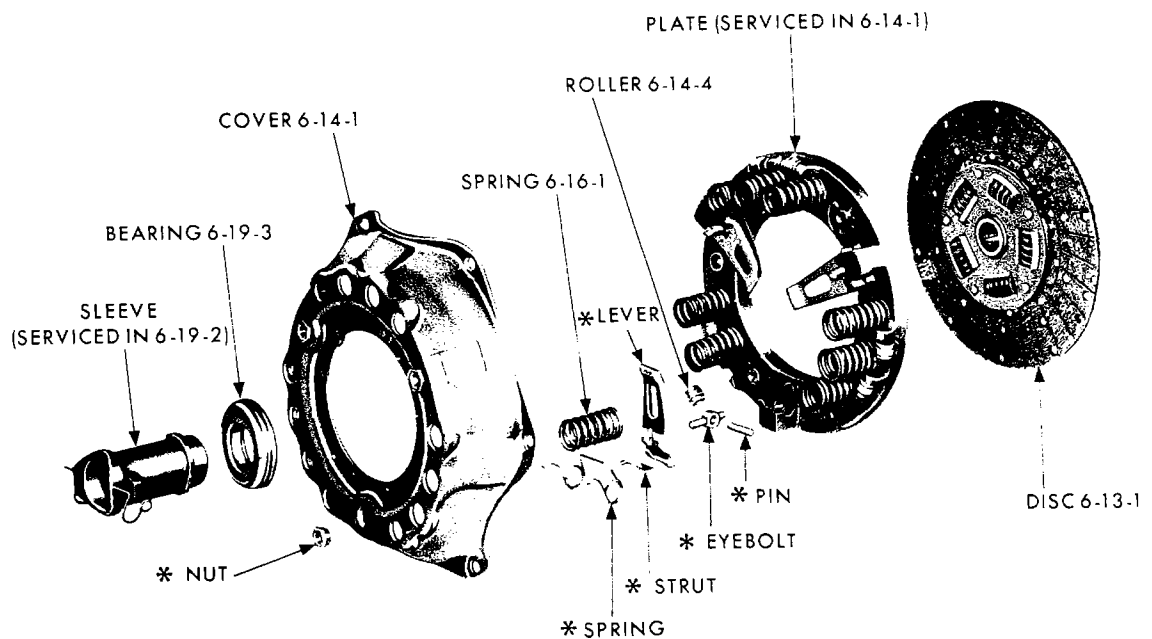


GROUP 6 - CLUTCH



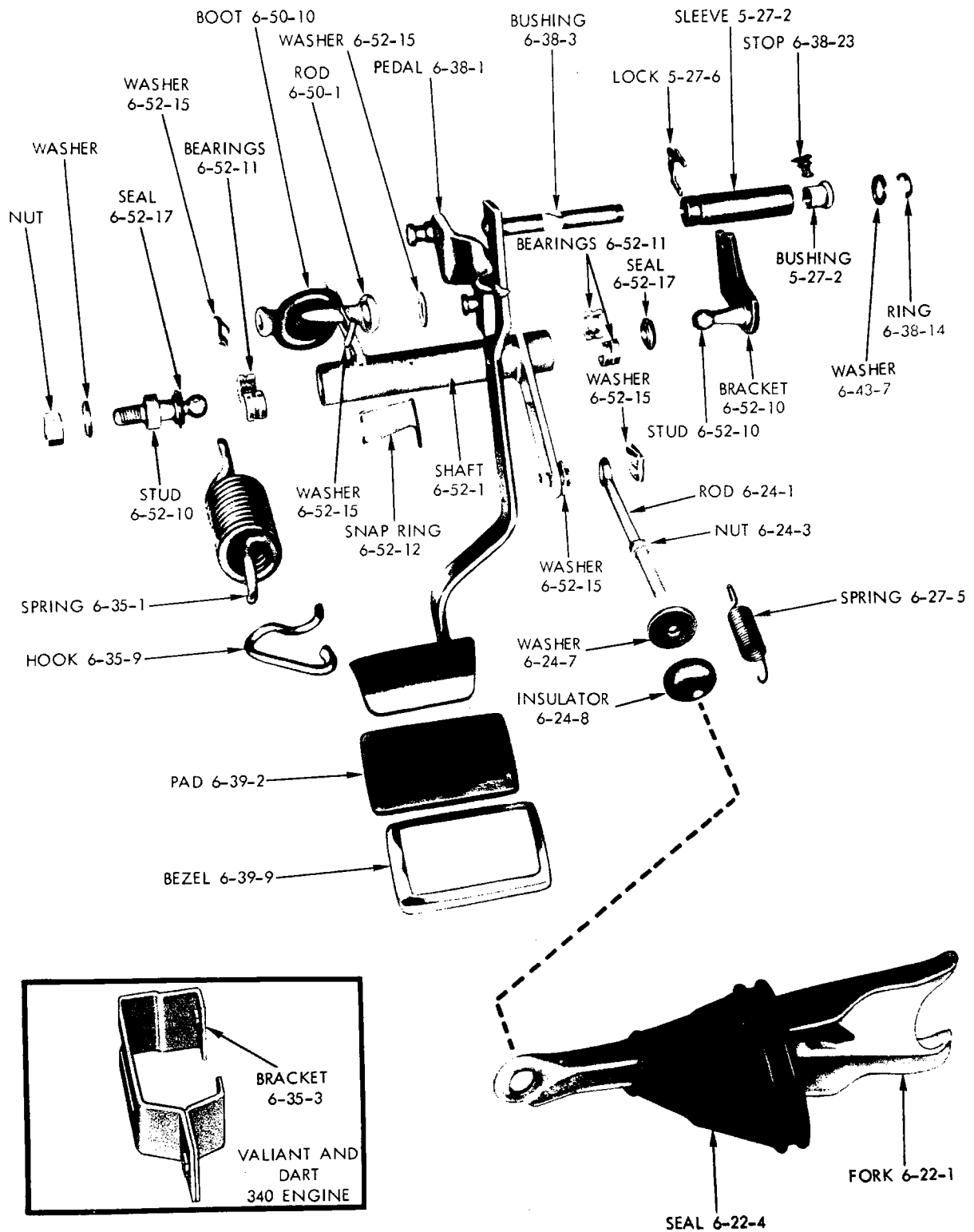
19x9996D

CLUTCH - 6 CYLINDER



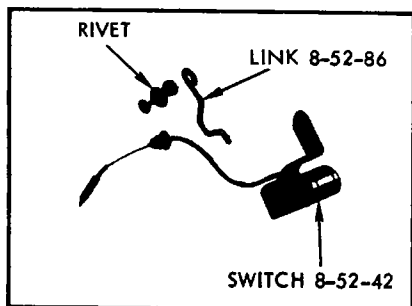
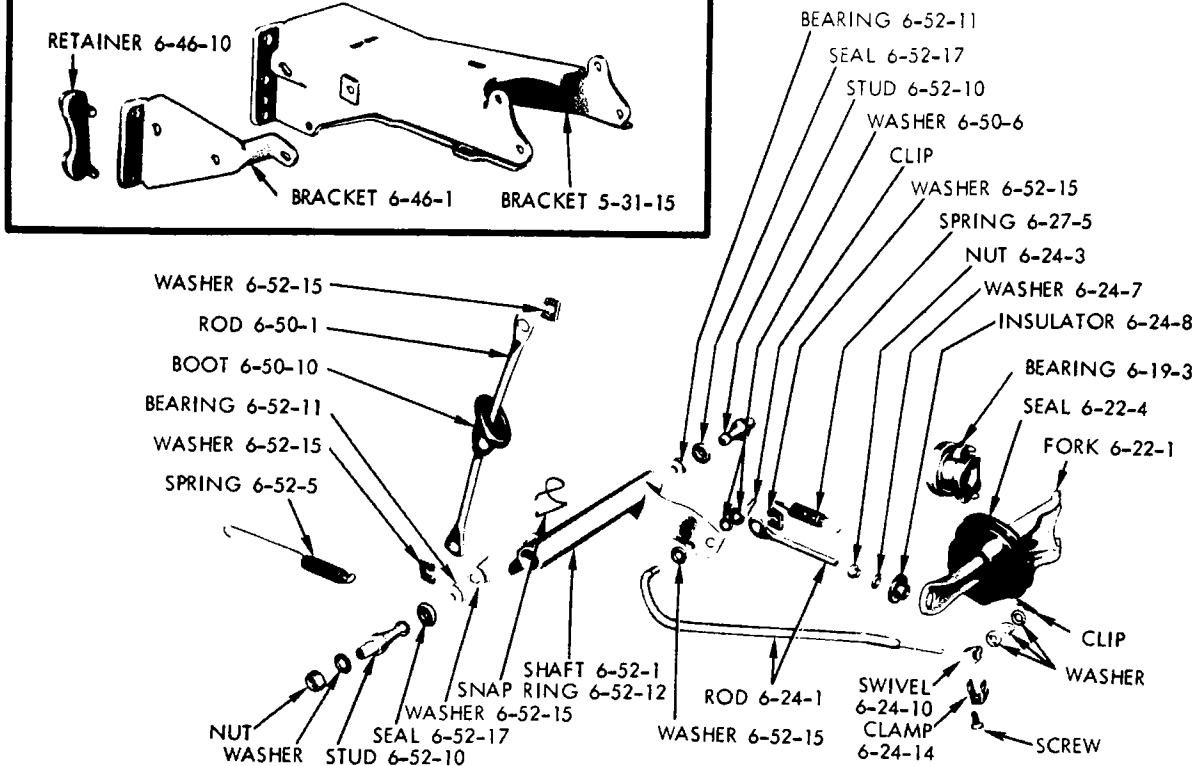
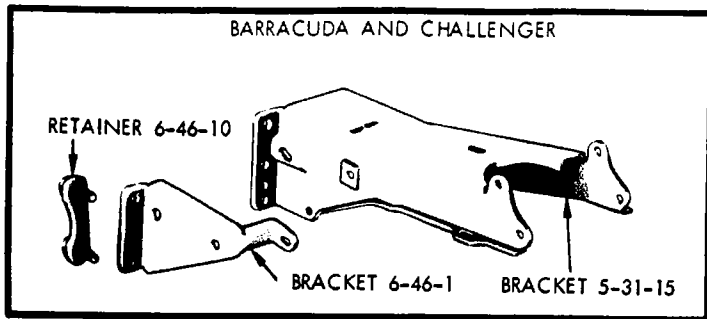
* SERVICED IN LEVER PACKAGE 6-17-3

19x8033C

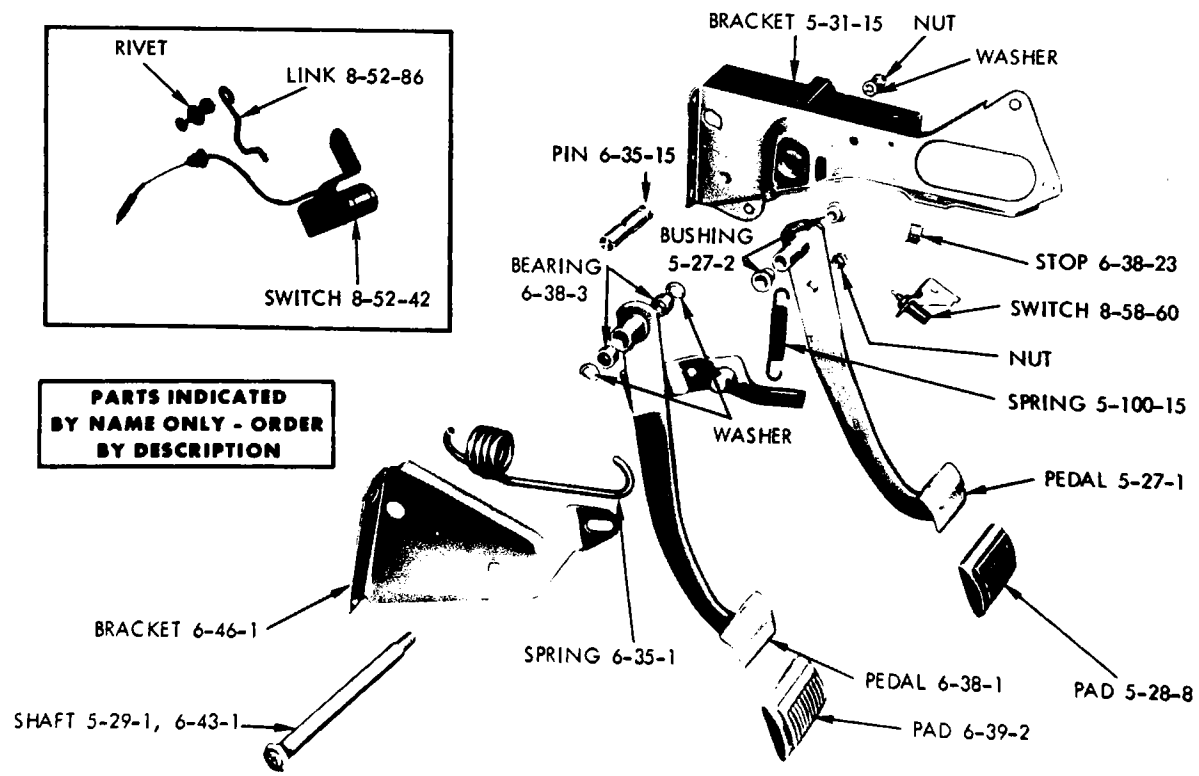


**PARTS INDICATED
BY NAME ONLY - ORDER
BY DESCRIPTION**

19a1017C



**PARTS INDICATED
BY NAME ONLY - ORDER
BY DESCRIPTION**



19a2948 A

CLUTCH AND BRAKE PEDAL LINKAGE - BELVEDERE, CORONET, BARRACUDA AND CHALLENGER

CODE	PART NAME	ENG. TYPE OR CU.IN.	V	B	L	R	W	P	D	C	C	C	Y	PART NUMBER
6-09-0 CLUTCH HOUSING														
6-09-1	HOUSING		6	1	1	1	—	—	—	—	—	—	—	2658 955
	Export w/4 Speed Trans.	70	6	1	1	1	—	—	—	—	—	—	—	2806 718
	Export 4 Speed Trans. Std.	71	6	1	—	1	—	—	—	—	—	—	—	2806 718
	Export	71	6	—	—	—	1	1	1	1	—	—	—	2658 955
	H.D.		6	—	—	—	1	1	1	1	—	—	—	2536 918
	318, 340 Eng.	70	8	1	1	1	1	1	1	1	—	—	—	2892 480
	318, 340, 360 Eng.	71	8	1	1	1	1	1	1	1	1	—	—	2892 480
	383, 426, 440 Eng.		8	—	1	—	1	1	1	1	1	—	—	2892 511
	SCREW, w/WASHER, Housing to Cyl. Block		6	3	3	3	3	3	3	3	—	—	—	6023 187
	BOLT, Cyl. Block to Housing	71	6	2	2	2	2	2	2	2	—	—	—	9418 208
6-09-11	STRUT, Housing to Cylinder Block		6	1	1	1	1	1	1	1	—	—	—	2468 197
6-10-0 CLUTCH HOUSING PAN														
6-10-2	PAN		6	1	1	1	—	—	—	—	—	—	—	2129 885
	Std.		6	—	—	—	1	1	1	1	—	—	—	2129 885
	Export	71	6	—	—	—	1	1	—	—	—	—	—	2129 885
	H.D.		6	—	—	—	1	1	1	1	—	—	—	2532 792
	318, 340 Eng.	70	8	1	1	1	1	1	1	1	—	—	—	2843 892
	318, 340, 360 Eng.	71	8	1	1	1	1	1	1	1	1	—	—	2843 892
	383, 426, 440 Eng.		8	—	1	—	1	1	1	1	1	—	—	2899 035
6-10-3	SCREW, w/WASHER, Pan Attaching			AR	AR	AR	AR	AR	AR	AR	AR	—	—	1947 953
6-10-10	SEAL, Housing Dust Pan		6	1	1	1	1	1	1	1	—	—	—	2463 173
	318, 340 Eng.	70	8	1	1	1	1	1	1	1	—	—	—	2892 911
	318, 340, 360 Eng.	71	8	1	1	1	1	1	1	1	1	—	—	2892 911
	SCREW, w/WASHER, 318, 340, 360 Eng.		8	1	1	1	1	1	1	1	1	—	—	6026 919
6-13-0 CLUTCH DISC														
6-13-1	DISC, 9 1/4"		6	1	1	1	1	1	1	1	—	—	—	2448 336
	9 1/2"		6	1	1	1	—	—	—	—	—	—	—	2401 120
	10" Clutch, Export	71	6	—	—	—	1	1	—	—	—	—	—	2908 473
	10 1/2", 318, 340 Eng.	70	8	1	1	1	1	1	1	1	—	—	—	2266 232
	10 1/2", 318, 340, 360 Eng.	71	8	1	1	1	1	1	1	1	1	—	—	2266 232
	11"		6	—	—	—	1	1	1	1	—	—	—	2409 683
	11", 383 Eng.		8	—	1	—	1	1	1	1	1	—	—	3410 160
	11", 426, 440 Eng.		8	—	1	—	1	1	—	—	—	—	—	3410 161
6-14-0 CLUTCH COVER AND PRESSURE PLATE														
6-14-1	COVER, w/PLATE, 9 1/4"		6	1	1	1	1	1	1	—	—	—	—	2525 464
	9 1/2"		6	1	1	1	—	—	—	—	—	—	—	2800 827
	10" Clutch, Export	71	6	—	—	—	1	1	—	—	—	—	—	2239 683
	10 1/2", 318 Eng.		8	1	1	1	1	1	1	—	—	—	—	2122 255
	10 1/2", 340 Eng.		8	1	1	1	1	1	—	—	—	—	—	2409 688
	10 1/2", 360 Eng.	71	8	—	—	—	—	—	1	1	1	—	—	≠ 3515 150
	11"	70	6	—	—	—	1	1	1	1	—	—	—	2409 682
	11"	71	6	1	1	1	1	1	1	1	—	—	—	≠ 3515 560
	11", 383 Eng.		8	—	1	—	1	1	1	1	1	—	—	3410 157
	11", 426 Eng.		8	—	1	—	1	1	—	—	—	—	—	3410 158
	11", 440 Eng.		8	—	1	—	1	1	—	—	—	—	—	3410 159
6-14-2	BOLT, Clutch Eye, 318 Eng.	71		3	3	3	3	3	3	3	—	—	—	3410 993
6-14-4	ROLLER, Centrifugal		8	AR	AR	AR	AR	AR	AR	AR	AR	—	—	2122 262
6-14-10	SCREW, Cover to Flywheel, 7/8" Lgh.		6	AR	AR	AR	AR	AR	AR	AR	AR	—	—	307 555
	1" Lgh.			AR	AR	AR	AR	AR	AR	AR	AR	—	—	314 926
	1" Lgh., Indented Head			—	AR	—	AR	AR	AR	AR	AR	—	—	≠ 6029 071

CARLINES J - Challenger B - Barracuda V - Valiant L - Dart R - Belvedere - Satellite W - Coronet - Charger P - Plymouth D - Dodge C - Chrysler f - Imperial

AR Indicates use as required.

Indicates parts not listed in any previous parts book.

Numerals in parentheses () refer to notes.

★ Indicates change or addition.

Printed in U.S.A.
January 1972

CODE	PART NAME	ENG. TYPE OR CU.IN.	V	B	L	R	W	P	D	C	C	C	Y	PART NUMBER	
															1-2
6-16-0 CLUTCH PRESSURE SPRING															
6-16-1	SPRING, 6 3/4 Coils, White			AR	AR	AR	AR	AR	AR	AR	AR	—	—	—	1406 504
	6 3/4 Coils, Red	6		AR	AR	AR	AR	AR	AR	AR	—	—	—	2530 379	
	7 Coils, White	6		AR	AR	AR	—	—	—	—	—	—	—	2800 826	
	7 1/4 Coils, Red			AR	AR	AR	AR	AR	AR	AR	—	—	—	1067 037	
	7 3/4 Coils, Tan	8		AR	AR	AR	AR	AR	AR	AR	AR	—	—	866 591	
	8 3/4 Coils, Red Stripe	6		AR	AR	AR	AR	AR	AR	AR	—	—	—	2208 268	
	383 Eng., 3 Speed Trans.	71	8	—	—	—	—	—	6	6	6	—	—	3410 982	
	426, 440 Eng., w/4 Speed Trans.		8	—	9	—	9	9	—	—	—	—	—	3410 982	
	426, 440 Eng., w/4 Speed Trans.		8	—	3	—	3	3	—	—	—	—	—	3410 983	
	Export	71	6	—	—	—	6	6	—	—	—	—	—	864 397	
	Export	71	6	—	—	—	3	3	—	—	—	—	—	1321 044	
6-17-0 CLUTCH RELEASE LEVER															
6-17-3	LEVER PACKAGE, 9 1/4" Clutch, (Borg and Beck)		6	1	1	1	1	1	1	1	—	—	—	2240 634	
	9 1/4" Clutch (Auburn)		6	1	1	1	1	1	1	1	—	—	—	2525 473	
	9 1/2" Clutch		6	1	1	1	—	—	—	—	—	—	—	2808 435	
	10 1/2" Clutch, 318, 340 Eng.		8	1	1	1	1	1	1	1	—	—	—	2495 052	
	11" Clutch, 383 Eng.		8	—	—	—	1	1	1	1	—	—	—	3420 026	
	11" Clutch, 426, 440 Eng.		8	—	—	—	1	1	—	—	—	—	—	3420 025	
	PIN, Release Lever		6	3	3	3	3	3	3	3	—	—	—	2266 240	
6-19-0 CLUTCH RELEASE BEARING															
6-19-2	SLEEVE, w/BEARING			1	—	1	—	—	—	—	—	—	—	2405 077	
	Std.	70	6	—	1	—	1	1	1	1	—	—	—	2405 077	
	H.D.	70	6	—	1	—	1	1	1	1	—	—	—	2461 494	
	All	71	6	1	1	1	1	1	1	1	—	—	—	2405 077	
	318, 340, 383 Eng.	70	8	1	1	1	1	1	1	1	1	—	—	2405 077	
	Except 426, 440 Eng.	71	8	1	1	1	1	1	1	1	1	—	—	2405 077	
	426, 440 Eng.		8	—	1	—	1	1	—	—	—	—	—	2823 570	
6-19-3	BEARING, w/o SLEEVE, Except 426, 440 Eng.			1	1	1	1	1	1	1	—	—	—	658 998	
	426, 440 Eng.		8	—	1	—	1	1	—	—	—	—	—	2530 444	
6-20-0 CLUTCH RELEASE BEARING RETURN SPRING															
6-20-14	SPRING			2	2	2	2	2	2	2	2	—	—	2073 687	
6-22-0 CLUTCH RELEASE FORK															
6-22-1	FORK, w/SPRING			1	—	1	—	—	—	—	—	—	—	2781 106	
				—	1	—	1	1	—	—	—	—	—	2643 702	
				—	—	—	—	—	1	1	1	—	—	2260 047	
6-22-4	SEAL, Fork	70		1	1	1	1	1	1	1	1	—	—	2260 021	
	All	71		1	1	1	1	1	1	1	1	—	—	3515 300	
6-22-15	PIVOT, Fork			1	—	1	—	—	—	—	—	—	—	2800 848	
	198, 225, 318, 340 Eng.			—	1	—	1	1	—	—	—	—	—	2409 680	
	383, 426, 440 Eng.		8	—	1	—	1	1	—	—	—	—	—	2892 263	
	Except 383 Eng.			—	—	—	—	—	1	1	1	—	—	2260 719	
	383 Eng.		8	—	—	—	—	—	1	1	1	—	—	2892 264	
6-22-19	SPRING, Pivot			1	—	1	—	—	—	—	—	—	—	2823 559	
				—	1	—	1	1	1	1	1	—	—	2072 901	
	RIVET, Release Fork Pivot Spring			2	2	2	2	2	2	2	2	—	—	6023 660	
6-24-0 CLUTCH RELEASE ROD															
6-24-1	ROD			1	—	1	—	—	—	—	—	—	—	2781 108	
	198, 225, 318, 340 Eng.			—	1	—	1	1	—	—	—	—	—	2534 240	
	383, 426, 440 Eng.		8	—	1	—	1	1	—	—	—	—	—	3467 235	

CARLINES J - Challenger V - Valiant
B - Barracuda L - Dart

R - Belvedere - Satellite
W - Coronet - Charger

P - Plymouth
D - Dodge

C - Chrysler
Y - Imperial

AR Indicates use as required.

Indicates parts not listed in any previous parts book.

Numerals in parentheses () refer to notes.

★ Indicates change or addition.

Printed in U.S.A.
January 1972

CODE	PART NAME	ENG. TYPE OR CU.IN.	V	B J	L	R	W	P	D	C	C	C	Y	PART NUMBER
6-24-0 CLUTCH RELEASE ROD Cont'd.														
6-24-1	ROD Cont'd.													
	All								1	1	1			2461 745
	ROD, Interlock	70	6	1		1								2950 288
	All	71	6	1		1								2925 598
			6				1	1						2823 546
	Clip		6	AR		AR	AR	AR						6025 071
6-24-3	NUT, Fork Rod Adjusting			1	1	1	1	1	1	1				1407 347
6-24-7	WASHER, Release Fork Rod			1	1	1	1	1	1	1				2461 483
	Release Interlock			AR		AR	AR	AR						631 217
6-24-8	INSULATOR, Rod			1	1	1	1	1	1	1				3467 234
6-24-10	SWIVEL, Interlock		6	1		1	1							2404 859
	Release Fork Rod	71			1		1							2401 740
6-24-14	CLAMP, Interlock		6	1		1	1							2204 274
6-27-0 CLUTCH RELEASE FORK RETURN SPRING														
6-27-5	SPRING		6	1		1								2643 705
	All		8	1		1								2461 480
	All				1		1							2643 705
	318 Eng.	70	8						1	1				2260 023
	318, 360 Eng.	71	8						1	1	1			2260 023
6-35-0 CLUTCH RELEASE OVER-CENTER SPRING														
6-35-1	SPRING, Std.	70	6	1		1								2266 784
	Std.	71	6	1		1								2996 472
	H.D.		6	1		1								2461 515
	318 Eng.		8	1		1								2996 472
	340 Eng.		8	1		1								2883 468
	All		6		1									3575 119
	318 Eng.		8		1									2950 921
	340, 383 Eng.		8		1		1	1						2950 922
	426, 440 Eng.		8		1		1	1						2950 923
	Std.		6				1	1						2534 530
	H.D.		6				1	1						2534 239
	318, 383 Eng., w/3 Speed Trans.		8				1	1						2534 239
	383, 426, 440 Eng., w/4 Speed Trans.		8				1	1						2950 936
	Std.		6						1	1				2461 523
	H.D.		6						1	1				2461 749
	318 Eng.		8						1	1				2461 749
	360, 383 Eng.		8						1	1	1			2530 446
6-35-3	BRACKET, Spring, 340 Eng.		8	1		1								2883 464
6-35-9	HOOK, Spring			1		1								2266 777
6-35-15	PIN, Spring Anchor, 340 Eng.		8	1		1								2883 467
	All	70			1									2950 918
	All	71			1									3467 535
	All	70					1	1						2534 236
	All	71					1	1						3467 535
	All								1	1	1			2950 088
6-38-0 CLUTCH PEDAL														
6-38-1	PEDAL, All	70		1		1								3467 082
	Except 340 Eng.	71		1		1								3467 082
	340 Eng.	71	8	1		1								3467 987
	3 Speed Trans.	70	6		1									3467 079
	3 Speed Trans.	71	6		1									3575 110
	4 Speed Trans.	70	6		1									3467 098
	All	70	8		1									3467 098
	All	71	8		1									3575 111
	Std.	70	6				1	1						3467 086
CARLINES	J - Challenger B - Barracuda	V - Valiant L - Dart	R - Belvedere - Satellite W - Coronet - Charger	P - Plymouth D - Dodge	C - Chrysler Y - Imperial									
AR Indicates use as required.			Numerals in parentheses () refer to notes.						Printed in U.S.A. January 1972					
# Indicates parts not listed in any previous parts book.			★ Indicates change or addition.											

CODE	PART NAME	ENG. TYPE OR CU.IN.	V	B	L	R	W	P	D	C	C	C	Y	PART NUMBER
6-38-0 CLUTCH PEDAL Cont'd.														
6-38-1	PEDAL Cont'd.													
	3 Speed	71	6	—	—	1	1	—	—	—	—	—	—	3575 110
	H.D.	70	6	—	—	1	1	—	—	—	—	—	—	3467 087
	All	71	6	—	—	1	1	—	—	—	—	—	—	3575 111
	All	70	8	—	—	1	1	—	—	—	—	—	—	3467 087
	All	71	8	—	—	1	1	—	—	—	—	—	—	3575 111
	Std.	6	—	—	—	—	—	1	1	—	—	—	—	3467 091
	H.D.	6	—	—	—	—	—	1	1	—	—	—	—	3467 093
	All	8	—	—	—	—	—	1	1	1	—	—	—	3467 093
6-38-3	BEARING, Pedal, 340 Eng.	71	8	2	—	2	—	—	—	—	—	—	—	2883 462
	All			—	2	—	2	2	2	2	—	—	—	1946 377
	BUSHING, Pedal			2	2	2	2	2	2	—	—	—	—	2467 770
	SLEEVE, Pedal Pivot			—	—	—	—	1	1	1	—	—	—	2996 449
6-38-7	SEAL, Pedal Bearing, 340 Eng.		8	2	—	2	—	—	—	—	—	—	—	2883 479
6-38-14	RING, Shaft Lock			1	—	1	—	—	—	—	—	—	—	2072 831
6-38-23	STOP, Pedal, All			1	1	1	1	1	—	—	—	—	—	2266 820
	All			—	—	—	—	1	1	1	—	—	—	1940 147

6-39-0 CLUTCH PEDAL PAD

6-39-2	PAD, Pedal	70	1	—	1	1	1	—	—	—	—	—	—	2643 712
	All	71	1	—	1	—	—	—	—	—	—	—	—	3467 530
	All	70	—	1	—	—	—	—	—	—	—	—	—	2950 887
	All	71	—	1	—	1	1	—	—	—	—	—	—	2950 887
	All		—	—	—	—	—	1	1	1	—	—	—	3467 530
6-39-9	BEZEL, Pad	70	—	1	—	—	—	—	—	—	—	—	—	2950 898
		71	1	—	1	—	—	—	—	—	—	—	—	2467 769
		71	—	1	—	1	1	—	—	—	—	—	—	2950 898
			—	—	—	—	—	1	1	1	—	—	—	2467 769

6-43-0 CLUTCH PEDAL SHAFT

6-43-1	SHAFT, All		—	—	—	1	1	—	—	—	—	—	—	3467 024
	All		—	—	—	—	—	1	1	1	—	—	—	2950 290
	Nut, Pedal Pivot		—	—	—	—	—	1	1	1	—	—	—	9417 668
6-43-7	WASHER, Shaft Ring		1	—	1	—	—	—	—	—	—	—	—	2073 632
6-43-13	SEAL, Pedal Bearing		—	2	—	2	2	2	2	2	—	—	—	1730 019

6-46-0 CLUTCH PEDAL BRACKET

6-46-1	BRACKET	70	—	1	—	—	—	—	—	—	—	—	—	3467 203
	All	70	—	—	—	1	1	—	—	—	—	—	—	3467 081
		71	—	1	—	1	1	—	—	—	—	—	—	3467 203
	All		—	—	—	—	—	1	1	1	—	—	—	3467 095
	BOLT, Pedal Pivot		—	—	—	—	—	1	1	1	—	—	—	6028 552
6-46-10	RETAINER, Bracket Stud	70	—	1	—	—	—	—	—	—	—	—	—	2950 680
		70	—	—	—	1	1	—	—	—	—	—	—	2781 125
		71	—	1	—	1	1	—	—	—	—	—	—	2950 680

6-50-0 CLUTCH PEDAL ROD

6-50-1	ROD		1	—	1	—	—	—	—	—	—	—	—	2781 147
	198, 225, 318 Eng.		—	1	—	—	—	—	—	—	—	—	—	2950 889
	340, 383, 426, 440 Eng.		8	—	1	—	1	—	—	—	—	—	—	2950 696
	Std.	70	6	—	—	—	1	1	—	—	—	—	—	2534 249
	H.D.	70	6	—	—	—	1	1	—	—	—	—	—	2534 272
	225, 318 Eng.	71	—	—	—	1	1	—	—	—	—	—	—	2950 889
	318 Eng., and 383 Eng., w/3 Speed Trans.		8	—	—	—	1	1	—	—	—	—	—	2534 249
	383 Eng., w/4 Speed Trans., 426, 440 Eng.		8	—	—	—	1	1	—	—	—	—	—	2534 272

CARLINES

J - Challenger
B - BarracudaV - Valiant
L - DartR - Belvedere - Satellite
W - Coronet - ChargerP - Plymouth
D - DodgeC - Chrysler
Y - Imperial

AR Indicates use as required.

Indicates parts not listed in any previous parts book.

Numerals in parentheses () refer to notes.

★ Indicates change or addition.

Printed in U.S.A.
January 1972

CODE	PART NAME	ENG. TYPE OR CU.IN.	V	B	L	R	W	P	D	C	C	C	Y	PART NUMBER
			1-2	1-2	1-2	1-2	1-2	1-2	1-2	1	2	3	1	
6-50-0 CLUTCH PEDAL ROD Cont'd.														
6-50-1	ROD Cont'd.													
	Std.	6	—	—	—	—	—	1	1	—	—	—	—	2950 080
	H.D.	6	—	—	—	—	—	1	1	—	—	—	—	2950 086
	318 Eng.	8	—	—	—	—	—	1	1	—	—	—	—	2950 080
	360, 383 Eng.	8	—	—	—	—	—	1	1	1	—	—	—	2950 086
	PIN, Pedal Rod		1	1	1	1	1	1	1	1	—	—	—	6027 996
6-50-6	WASHER, Pedal Dampener		AR	AR	AR	AR	AR	AR	AR	AR	—	—	—	2405 086
	Pedal Pin Spring	70	AR	—	AR	AR	AR	AR	AR	AR	—	—	—	2405 085
	Pedal Rod Spring	71	1	—	1	—	—	1	1	1	—	—	—	2405 085
	Pedal Linkage Spring	70	—	3	—	—	—	—	—	—	—	—	—	2405 085
		71	—	3	—	3	3	—	—	—	—	—	—	2405 085
	Torque Shaft Spring		AR	—	AR	—	—	AR	AR	AR	—	—	—	2405 085
6-50-10	BOOT, Pedal Rod		1	1	1	1	1	—	—	—	—	—	—	2266 783
			—	—	—	—	—	1	1	1	—	—	—	2266 818
6-52-0 CLUTCH TORQUE SHAFT														
6-52-1	SHAFT, w/PINS	6	1	—	1	—	—	—	—	—	—	—	—	2950 251
	All	8	1	—	1	—	—	—	—	—	—	—	—	2950 238
	All	6	—	1	—	—	—	—	—	—	—	—	—	2950 901
	318, 340 Eng.	8	—	1	—	—	—	—	—	—	—	—	—	2950 914
	383, 426, 440 Eng.	8	—	1	—	—	—	—	—	—	—	—	—	2950 913
	Std.	6	—	—	—	1	1	—	—	—	—	—	—	2950 901
	H.D.	6	—	—	—	1	1	—	—	—	—	—	—	2950 914
	Export	71	6	—	—	1	1	—	—	—	—	—	—	3575 140
	All	70	8	—	—	1	1	—	—	—	—	—	—	2950 914
	225, 318, 340 Eng.	71	—	—	—	1	1	—	—	—	—	—	—	2950 914
	383, 426, 440 Eng.	71	8	—	—	1	1	—	—	—	—	—	—	2950 913
	Std.	6	—	—	—	—	—	1	1	—	—	—	—	2950 091
	H.D.	6	—	—	—	—	—	1	1	—	—	—	—	3467 147
	All	8	—	—	—	—	—	1	1	1	—	—	—	3467 147
6-52-4	HOOK, Retainer, Spring, All	6	—	—	—	1	1	—	—	—	—	—	—	2823 600
	All		—	—	—	—	—	1	1	1	—	—	—	2950 025
6-52-5	SPRING, Shaft to Fork, All	6	—	—	—	1	1	—	—	—	—	—	—	2643 717
	All		—	—	—	—	—	1	1	1	—	—	—	2530 428
	Shaft Return, All	6	—	—	—	1	1	—	—	—	—	—	—	2823 601
	All		—	—	—	—	—	1	1	1	—	—	—	2950 024
6-52-7	BRACKET, Shaft Return Spring, All	6	—	—	—	1	1	—	—	—	—	—	—	2823 602
6-52-10	BRACKET, Shaft Engine	6	1	—	1	—	—	—	—	—	—	—	—	2781 121
	All	70	6	—	1	—	—	—	—	—	—	—	—	2996 499
	All		8	1	—	1	—	—	—	—	—	—	—	2925 588
	Frame Clutch Torque Shaft		—	1	—	1	1	—	—	—	—	—	—	3466 470
	STUD, Shaft Engine		—	1	—	1	1	1	1	1	—	—	—	2461 765
	Shaft Frame		1	1	1	1	1	1	1	1	—	—	—	2461 766
6-52-11	BEARING, Shaft Pivot		4	4	4	4	4	4	4	4	—	—	—	2265 938
6-52-12	RING, Pivot Snap		1	1	1	1	1	1	1	1	—	—	—	2401 910
6-52-15	WASHER, Shaft Dampener		2	2	2	2	2	2	2	2	—	—	—	2405 086
	Shaft Spring		AR	AR	AR	AR	AR	AR	AR	AR	—	—	—	2405 085
6-52-17	SEAL, Shaft		2	2	2	2	2	2	2	2	—	—	—	2265 942

NOTES

CARLINES

J - Challenger
B - Barracuda

V - Valiant
L - Dart

R - Belvedere - Satellite
W - Coronet - Charger

P - Plymouth
D - Dodge

C - Chrysler
Y - Imperial

AR Indicates use as required.

Indicates parts not listed in any previous parts book.

Numerals in parentheses () refer to notes.

★ Indicates change or addition.

Printed in U.S.A.
January 1972

