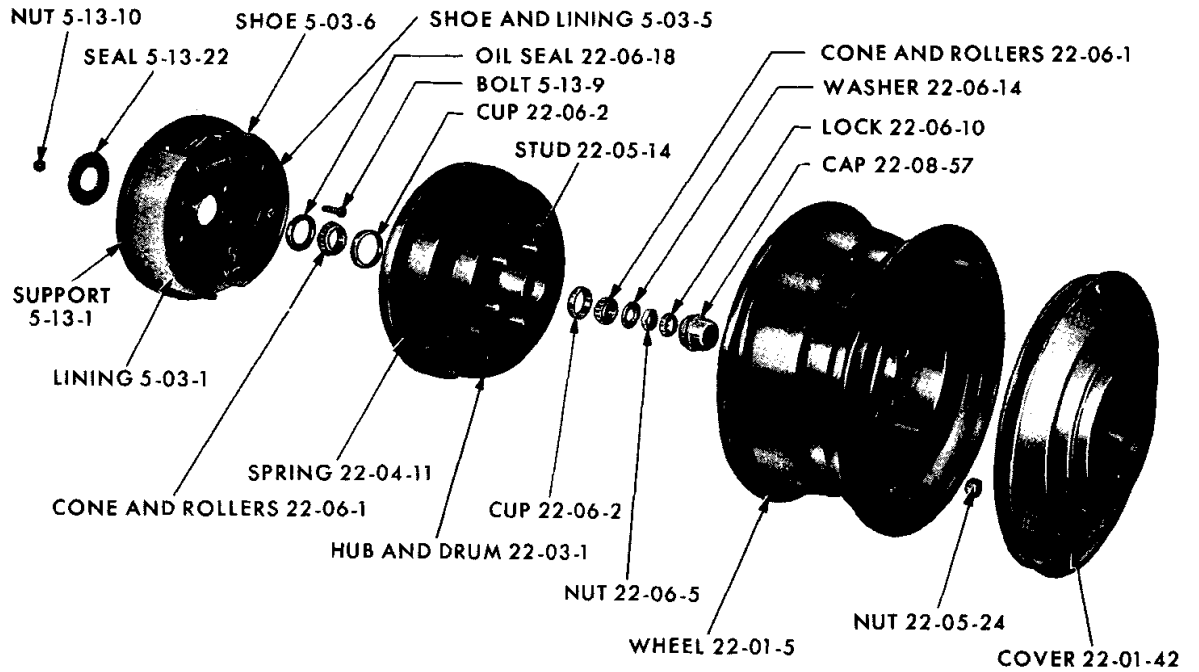
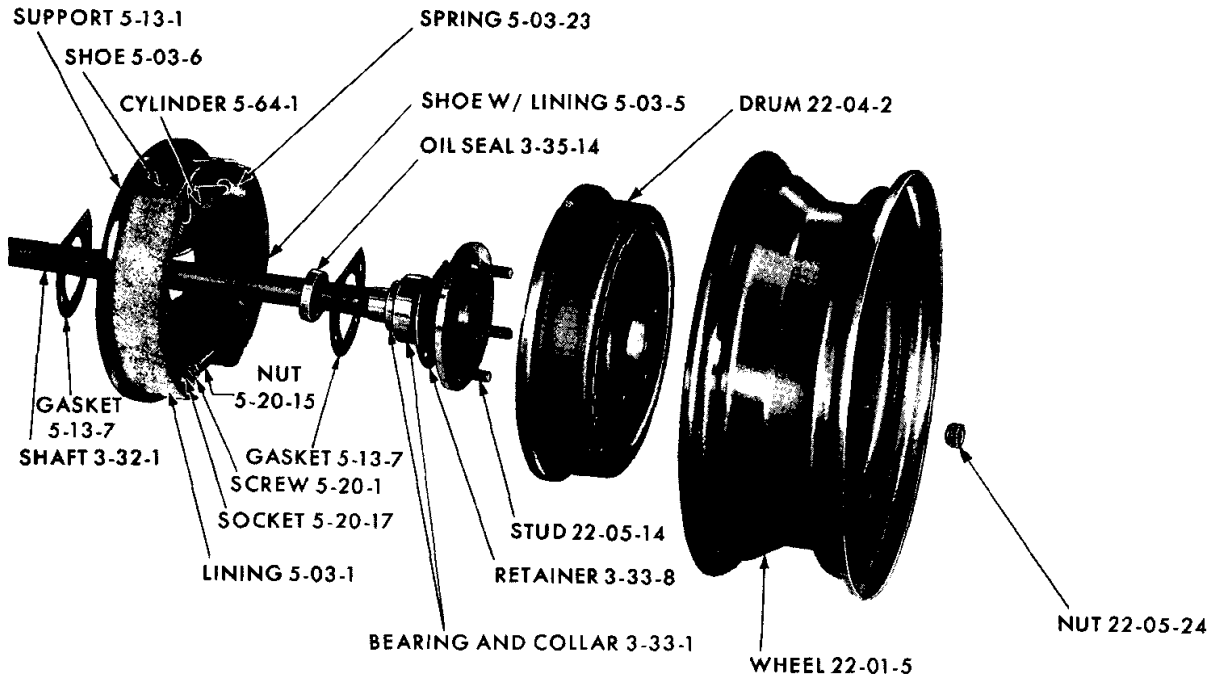


GROUP 22 - WHEELS




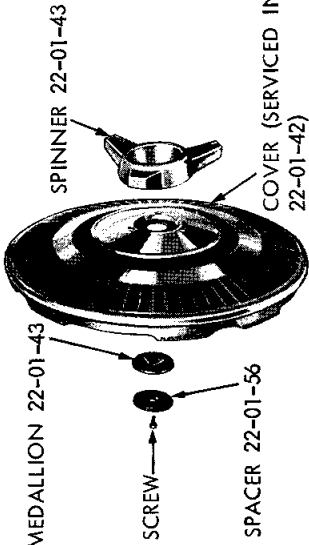
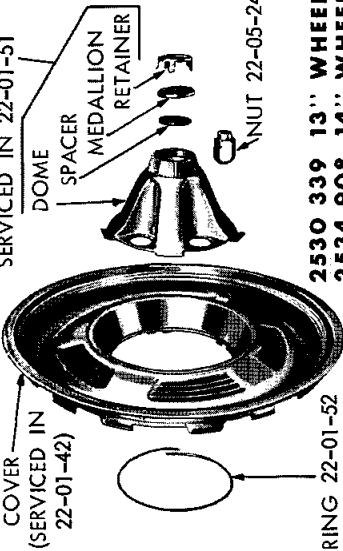

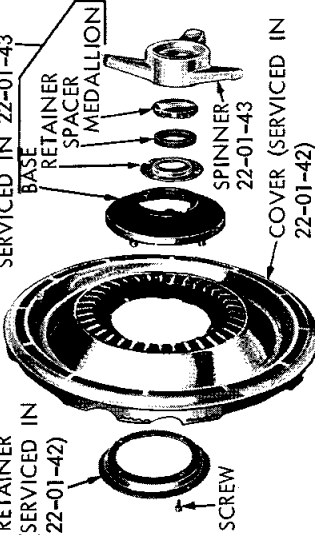
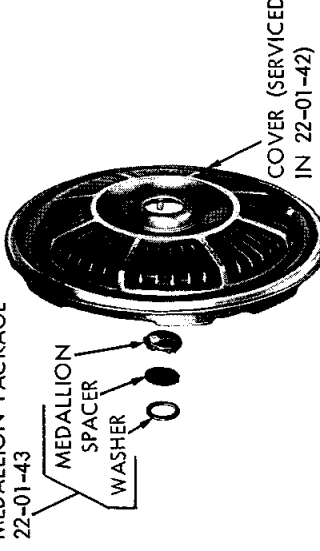

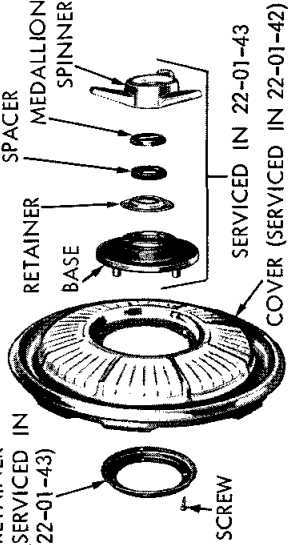
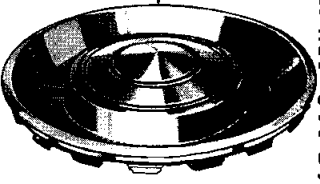
19x9691

FRONT WHEEL



19x8787 D

REAR WHEEL

 <p>COVER 22-01-42</p> <p>2401 821 VALIANT</p>	 <p>MEDALLION 22-01-43</p> <p>SCREW</p> <p>SPINNER 22-01-43</p> <p>SPACER 22-01-56</p> <p>COVER (SERVICED IN 22-01-42)</p> <p>2530 167 VALIANT SPINNER TYPE</p> <p>SERVICED IN 22-01-43</p> <p>BASE</p> <p>RETAINER</p> <p>SPACER</p> <p>MEDALLION</p> <p>SPINNER 22-01-43</p> <p>COVER (SERVICED IN 22-01-42)</p>	 <p>COVER (SERVICED IN 22-01-42)</p> <p>RING 22-01-52</p> <p>SERVICED IN 22-01-51</p> <p>DOMES</p> <p>SPACER</p> <p>MEDALLION</p> <p>RETAINER</p> <p>NUT 22-05-24</p> <p>2530 339 13" WHEEL 2534 908 14" WHEEL VALIANT DELUXE TYPE</p>
 <p>COVER 22-01-42</p> <p>2460 577 DART</p>	 <p>RETAINER (SERVICED IN 22-01-42)</p> <p>SCREW</p> <p>MEDALLION 22-01-43</p> <p>SPACER</p> <p>MEDALLION</p> <p>SPINNER 22-01-43</p> <p>COVER (SERVICED IN 22-01-42)</p> <p>2530 498 BELVEDERE SPINNER TYPE</p> <p>SERVICED IN 22-01-43</p> <p>BASE</p> <p>RETAINER</p> <p>SPACER</p> <p>MEDALLION</p> <p>SPINNER 22-01-43</p> <p>COVER (SERVICED IN 22-01-42)</p>	 <p>MEDALLION 22-01-43</p> <p>MEDALLION</p> <p>SPACER</p> <p>WASHER</p> <p>COVER (SERVICED IN 22-01-42)</p> <p>2533 040 PLYMOUTH</p>
 <p>COVER (SERVICED IN 22-01-42)</p> <p>2530 322 BELVEDERE</p> <p>MEDALLION 22-01-43</p> <p>MEDALLION</p> <p>SPACER</p> <p>WASHER</p>	 <p>RETAINER (SERVICED IN 22-01-43)</p> <p>SCREW</p> <p>RETAINER</p> <p>BASE</p> <p>SPACER</p> <p>MEDALLION</p> <p>SPINNER</p> <p>COVER (SERVICED IN 22-01-42)</p> <p>2534 778 PLYMOUTH SPINNER TYPE</p> <p>SERVICED IN 22-01-43</p> <p>COVER (SERVICED IN 22-01-42)</p>	 <p>COVER 22-01-42</p> <p>2260 160 15" WHEEL POLICE AND TAXI</p>

19a0299A

WHEEL COVERS

<p>SERVICED IN 22-01-43</p> <p>MEDALLION SPACER</p> <p>COVER (SERVICED IN 22-01-42)</p> <p>2530 468 DODGE CORONET</p> <p>MEDALLION 22-01-43</p> <p>COVER (SERVICED IN 22-01-42)</p> <p>DOME 22-01-51</p> <p>SPINNER 22-01-43</p> <p>RING (SERVICED IN 22-01-42)</p>	<p>COVER (SERVICED IN 22-01-42)</p> <p>MEDALLION 22-01-43</p> <p>DOME 22-01-51</p> <p>SPINNER 22-01-43</p> <p>SCREW</p> <p>2409 781 CORONET SPINNER TYPE</p> <p>COVER (SERVICED IN 22-01-42)</p> <p>MEDALLION 22-01-43</p> <p>RING (SERVICED IN 22-01-42)</p> <p>2530 158 CHRYSLER NEWPORT</p> <p>SERVICED IN 22-01-51</p> <p>DOME SPACER</p> <p>MEDALLION RETAINER</p> <p>BASE 22-01-43</p> <p>COVER (SERVICED IN 22-01-42)</p> <p>PLATE (SERVICED IN 22-01-42)</p> <p>2530 164 IMPERIAL</p> <p>SCREW</p>	<p>COVER (SERVICED IN 22-01-42)</p> <p>SCREW</p> <p>SPINNER 22-01-43</p> <p>2533 049 DODGE DELUXE</p> <p>COVER (SERVICED IN 22-01-42)</p> <p>MEDALLION 22-01-43</p> <p>RING (SERVICED IN 22-01-42)</p> <p>2530 161 CHRYSLER "300"</p>
<p>COVER (SERVICED IN 22-01-42)</p> <p>MEDALLION 22-01-43</p> <p>SPACER (NOT SERVICED)</p> <p>SCREW</p> <p>PLATE 22-01-60</p> <p>DOME 22-01-51</p> <p>2534 889 DODGE</p> <p>COVER (SERVICED IN 22-01-42)</p> <p>MEDALLION 22-01-43</p> <p>RING (SERVICED IN 22-01-42)</p> <p>2530 162 CHRYSLER NEW YORKER</p>	<p>COVER (SERVICED IN 22-01-42)</p> <p>MEDALLION 22-01-43</p> <p>RING (SERVICED IN 22-01-42)</p> <p>2530 161 CHRYSLER "300"</p>	<p>COVER (SERVICED IN 22-01-42)</p> <p>SCREW</p> <p>SPINNER 22-01-43</p> <p>2533 049 DODGE DELUXE</p> <p>COVER (SERVICED IN 22-01-42)</p> <p>MEDALLION 22-01-43</p> <p>RING (SERVICED IN 22-01-42)</p> <p>2530 161 CHRYSLER "300"</p>

19a0300 A

WHEEL COVERS

CODE	PART NAME AND DESCRIPTION	C Y L	PER CAR	VALIANT	PLYMOUTH BELVEDERE	PLYMOUTH FURY	IMPERIAL
				DART	DODGE CORONET	DODGE POLARA CHRYSLER	

TIRE CHART

22-01-0 WHEELS

Wheel Size		Tire Size			
	13 x 4.50	6.50 x 13 - 7.00 x 13			
	14 x 4.50	6.95 x 14			
	14 x 5.00	6.50 x 14 - 7.00 x 14 - 7.35 x 14			
		7.50 x 14 - 7.75 x 14			
	14 x 5.50	6.95 x 14 - 7.00 x 14 - 7.50 x 14 - 7.75 x 14			
		8.00 x 14 - 8.25 x 14			
	14 x 6.00	8.00 x 14 - 8.25 x 14 - 8.50 x 14 - 8.55 x 14			
	14 x 6.50	9.00 x 14			
	15 x 5.50	6.70 x 15			
	15 x 6.00	7.60 x 15			
	15 x 6.00	7.35 x 15 - 7.60 x 15 - 8.00 x 15 - 8.20 x 15			
		8.45 x 15 - 8.85 x 15 - 9.15 x 15			
22-01-5	WHEEL, 13 x 4.50	5	2534 167		
	14 x 4.50	5	*2660 308		
	14 x 5.50, Barracuda	5	*2660 312		
	14 x 5.00, except Sta. Wgn.	5	-----	2298 522	
	14 x 5.50	5	-----	2298 523	
	14 x 5.50, P, D, C1, except Sta. Wgn., C2-M	5	-----	-----	2298 523
	14 x 5.00, P, except Sta. Wgn.	5	-----	-----	2525 075
	14 x 6.00	5	-----	-----	2448 377
	14 x 6.50, D, C1, Sta. Wgn., C3	5	-----	-----	2530 156
	15 x 5.50	5	-----	2409 855	
	15 x 5.50, Police and Taxi	5	-----	2409 855	
	15 x 6.00, P, D2, Police and Taxi	5	-----	-----	2200 928
	15 x 6.00	5	-----	-----	1948 155
22-01-42	COVER, Wheel, V, 13" Wheel	4	2401 821		
	V1-H, V1-P, V2-H, V2-P, Spinner Type, 13" Wheel	4	2530 167		
	V1-H, V1-P, V2-H, V2-P, De Luxe, Chrome Nut Type, 13" Wheel	4	2530 339		
	V1-H, V1-P, V2-H, V2-P, Deluxe, Chrome Nut Type, 14" Wheel	4	2534 908		
	L	4	2460 577		
	V1, V2, R1, R2-L, R2-H	4	2530 322	2530 322	
	R2, Spinner Type	8	-----	2530 498	
	L1, L2, W1, W2-L, W2-H	4	2530 468	2530 468	
	W2-P, Spinner Type	8	-----	2409 781	
	P1, P2	4	-----	-----	2533 040
	P2-P, Spinner Type, w/14 x 5.00 and 14 x 5.50 Wheels	4	-----	-----	2534 778
	P2-P, Spinner Type, w/14 x 6.00 Wheels, w/o Rear Fender Skirts	4	-----	-----	2534 778
	D2	4	-----	-----	2534 889
	D2, De Luxe	4	-----	-----	2533 049
	P1-L, P2-L, D2-L, 15" Wheel, Police and Taxi	4	-----	-----	2260 160
	C1	4	-----	-----	2530 158
	C2	4	-----	-----	2530 161
	C3	4	-----	-----	2530 162
		4	-----	-----	2530 164
22-01-43	SPINNER, Cover, V1-H, V1P, V2-H, V2-P	4	2409 841		
	MEDALLION, Cover, V1-H, V1-P, V2-H, V2-P	4	2530 170		
	SPINNER, Cover, W2-P	4	-----	2409 784	
	SPINNER, Cover, w/BASE, MEDALLION, SPACER and RETAINER, R2-P, P2-P	4	-----	*2533 042	*2533 042

TYPE LETTERS Indicate:

V - Valiant
L - Dart

R - Belvedere
W - Coronet

P - Plymouth
D - Dodge

C - Chrysler
Y - Imperial

★Indicates use as required.

Numerals in parentheses () refer to notes.

Printed in U.S.A.

⊠Indicates parts not listed in any previous parts book.

Prices and specifications subject to change without notice.

* Indicates change or addition.

1965 PASSENGER CAR PARTS CATALOG

WHEELS

CODE	PART NAME AND DESCRIPTION	CYL	PER CAR	VALIANT	PLYMOUTH BELVEDERE	PLYMOUTH FURY	IMPERIAL
				DART	DODGE CORONET	DODGE POLARA CHRYSLER	
22-01-0 WHEELS - Cont'd							
22-01-43	SPINNER, Cover, D2		4	----	----	2533 048	
	MEDALLION, Cover, C1		4	----	----	2530 160	
	SPINNER, Cover, w/BASE, R2-P, P2-P		4	----	2533 042	2533 042	
	MEDALLION, Cover, C2		4	----	----	2460 589	
	MEDALLION, Cover, C3		4	----	----	2460 649	
	MEDALLION PACKAGE, Cover, w/SPACER and WASHER, R1, R2-L, R2-H, P		4	*2525 468	*2525 468	*2525 468	
	MEDALLION PACKAGE, Cover, w/SPACER, L, W1, W2-L, W2-H		4	2525 445	2525 445		
	MEDALLION, Cover, D2		4	----	----	2533 044	
	BASE, Dome		4	----	----	----	B2530 165
22-01-46	EXTENSION PACKAGE, Valve Stem, 1" lgh., R1, R2, P1, P2, D2, C2, C3		1	----	2530 154	2530 154	2530 154
	1 1/2" lgh., L, W1, W2-L, W2-H, C1		1	*2530 155	*2530 155	*2530 155	
	3/4" lgh., V, R, W2-P, P, D, C2, C3, Y		1	*2401 840	*2401 840	*2401 840	*2401 840
	1/2" lgh., V1-H, V1-P, V2-H, V2-P, L		1	*2660 315	*2660 315		
22-01-47	SCREW, Spinner Mounting, D2		★	6025 175	----	6025 175	
	Spinner to Base Mounting, R2-P, P2-P		12	----	6025 448	6025 448	
	Cover to Spinner Mounting R2-P, P2-P		16	----	6024 989	6024 989	
	Dome and Spinner Mounting, W2-P		24	----	6024 989		
	Dome and Base Mounting		★	----	----	----	6025 270
22-01-49	RING, Cover Medallion Retaining, C2-M, C2-P, C3		4	----	----	*2530 163	
22-01-51	DOME, Wheel Cover, w/MEDALLION, V1-H, V1-P, V2-H, V2-P		4	2530 344			
	w/MEDALLION, W2-P		4	----	2409 783		
	w/MEDALLION, D2		4	----	----	2534 891	
	w/MEDALLION and SPACER		4	----	----	----	2530 171
22-01-52	RING, Cover Dome Retaining, w/Deluxe Type Cover, V		4	2530 345			
22-01-56	SPACER, Medallion w/Spinner Type Cover		4	2530 169			
22-01-60	PLATE, Cover Medallion Support, D2		4	----	----	2534 892	

22-03-0 HUB AND BRAKE DRUM

NOTE: Brake size 9" x 2 1/2"
 First number refers to diameter of drum.
 Second number refers to width of brake lining.

22-03-1	HUB and BRAKE DRUM, Front, 9" x 2 1/2" Brakes, Cal. and St. Louis Blt., Steel Encased, Right	6	1	2267 080			
	Left	6	1	2267 081			
	Front, 9" x 2 1/2" Brakes, Detroit Blt., Steel Encased, Right	6	1	2267 080			
	Left	6	1	2267 081			
	Front, 9" x 2 1/2" Brakes, Detroit Blt., Cast Iron w/Steel Back, Right	6	1	2260 534			
	Left	6	1	2260 535			
	Front, 10" x 2 1/4" Brakes, Right		1	2534 750			
	Left		1	2534 751			
	Front, 10" x 2 1/2" Brakes, Right		1	----	2405 828		
	Left		1	----	2405 829		

TYPE LETTERS Indicate: V - Valiant R - Belvedere P - Plymouth C - Chrysler
 L - Dart W - Coronet D - Dodge Y - Imperial

★Indicates use as required. Numerals in parentheses () refer to notes. Printed in U.S.A.
 BIndicates parts not listed in any previous parts book. Prices and specifications subject to change without notice.
 March 1966 Supersedes May 1965. Page 22-4 * Indicates change or addition.

CODE	PART NAME AND DESCRIPTION	CYL	PER CAR	VALIANT	PLYMOUTH BELVEDERE	PLYMOUTH FURY	IMPERIAL
				DART	DODGE CORONET	DODGE POLARA CHRYSLER	
22-03-0 HUB AND BRAKE DRUM - Cont'd							
22-03-1	HUB AND BRAKE DRUM - Cont'd						
	Front, 11" x 3" Brakes, Police and Taxi, Right		1	----	2266 390		
	Left		1	----	2266 391		
	Front, 11" x 3" Brakes, w/383 and 426 cu. in. Engine, Right	8	1	----	2266 390		
	Left	8	1	----	2266 391		
	Front, 11" x 2 3/4" Brakes, D2, C1, except Sta. Wgn., P, Detroit and Newark Blt., Cast Iron, Right		1	----		2530 314	
	Left		1	----		2530 315	
	Front, 11" x 2 3/4" Brakes, D2, C1, except Sta. Wgn., P, Detroit Blt., Vendor No. L-35871, Rt.		1	----		E2781 570	
	Lt.		1	----		E2781 571	
	Front, 11" x 2 3/4" Brakes, D2, C1, except Sta. Wgn., Detroit and Newark Blt., Cast Iron w/Steel Back, Right	8	1	----		2533 856	
	Left	8	1	----		2533 857	
	Front, 11" x 2 3/4" Brakes, P, Newark Blt., Cast Iron w/Steel Back, Right		1	----		2533 856	
	Left		1	----		2533 857	
	Front, 11" x 3" Brakes, D2, C1, Sta. Wgn., C2, C3, Right	8	1	----		2266 896	
	Left	8	1	----		2266 897	
	Front, 11" x 3" Brakes, P, D2, Police and Taxi, Right		1	----		2530 126	
	Left		1	----		2530 127	
	Front, 11" x 3" Brakes, P2, D2, w/426 cu.in. Engine, Right		1	----		2530 126	
	Left		1	----		2530 127	
	Front, 11" x 3" Brakes, Right		1	----			2530 130
	Left		1	----			2530 131
	HUB and BRAKE DISC, Front, Right		1	2660 296			
	Left		1	2660 297			
	Front, P2, D2, Police, Right		1			2534 144	
	Left		1			2534 145	
22-04-0 BRAKE DRUM							
22-04-2	DRUM, Rear, Steel Encased, 9" x 2" Brakes	6	2	2267 083			
	Rear, 10" x 1 3/4" Brakes		2	2534 757			
	Rear, 10" x 2 1/2" Brakes		2		2460 637		
	Rear, 11" x 2 1/2" Brakes, Police and Taxi		2		2405 798		
	Rear, 11" x 2 1/2" Brakes, D2, P2, C1, C2, C3 except Sta. Wgn.		2			2533 824	
	Rear, 11" x 2" Brakes, D2, C1, except Sta. Wgn., P		2			*2405 721	
	Rear, 11" x 2" Brakes, P2, D2, C1, except Sta. Wgn., P1		2			*2530 308	
	Rear, 11" x 3" Brakes, P, Police and Taxi, D2 Police, except Disc Brakes		2			2405 758	
	Rear, 11" x 3" Brakes, C	8	2			2405 758	
	Rear, 11" x 3" Brakes		2				2405 760
22-04-11	SPRING, Front Wheel Brake Drum Dampener, w/9" Brakes	6	2	2266 298			
	w/10" Brakes		2	*1142 316			
	11" x 3" Brakes, Front, w/383 and 426 cu.in. Engine	8	2		2266 877		
	11" x 3" Brakes, Front, Police and Taxi		2		2266 877		

TYPE LETTERS indicate: V - Valiant R - Belvedere P - Plymouth C - Chrysler
 L - Dart W - Coronet D - Dodge Y - Imperial

*Indicates use as required. Numerals in parentheses () refer to notes. Printed in U.S.A.
 †Indicates parts not listed in any previous parts book. Prices and specifications subject to change without notice.
 • Indicates change or addition. Page 22-5 March 1966 Supersedes May 1965.

1965 PASSENGER CAR PARTS CATALOG

CODE	PART NAME AND DESCRIPTION	CYL	PER CAR	VALIANT	PLYMOUTH BELVEDERE	PLYMOUTH FURY	IMPERIAL
				DART	DODGE CORONET	DODGE POLARA CHRYSLER	
22-04-0 BRAKE DRUM - Cont'd							
22-04-11	SPRING - Cont'd						
	Front		2	-----	-----	2266 877	
	10" x 2 1/2" Brakes		2	-----	*1142 316		
	11" x 2 1/2" Brakes, Rear, Police and Taxi		2	-----	2266 877		
	11" x 2 1/2" Brakes, Rear, P2, D2, Police, w/Disc Brakes on Front		2	-----	-----	1142 259	
	11" x 2 1/2" Brakes, Rear, C3 except Sta. Wgn., D2, C1, C2		2	-----	-----	*1142 259	
	11" x 2" Brakes, Rear, D2, C1, except Sta. Wgn., P		2	-----	-----	2266 877	
	11" x 3" Brakes, Rear, P, Police and Taxi, D2 Police, except w/Disc Brakes on Front		2	-----	-----	2266 877	
			4	-----	-----	-----	2266 877
22-04-14	RETAINER, Rear Drum to Axle Shaft		6	2072 676	*2201 842	*2201 842	*2460 656
22-05-0 WHEEL DRIVING STUD AND NUT							
22-05-14	STUD, Front Wheel, Detroit Blt., Cast Iron w/Steel Back Drum, w/9" Brakes, Right		6	5	2409 808		
	Left		6	5	2409 809		
	Front Wheel, Cal., Detroit and St. Louis Blt., Steel Encased Drum, w/9" Brakes, Right		6	5	2072 750		
	Left		6	5	*2072 751		
	Front Wheel, w/10" Brakes, Right			5	2534 754		
	Left			5	2534 755		
	Rear Wheel, Right			5	2070 158		
	Left			5	2070 159		
	Front, Right, w/Disc Brakes			5	2768 028		
	Left			5	2768 029		
	Front Wheel, w/10" x 2 1/2" Brakes, Right			5	-----	2405 144	
	Left			5	-----	2405 145	
	Front Wheel, w/11" x 3" Brakes, Police and Taxi, Right			5	-----	2405 144	
	Left			5	-----	2405 145	
	Front Wheel, w/11" x 3" Brakes, w/383 and 426 cu. in. Engine, Right		8	5	-----	2405 144	
	Left		8	5	-----	2405 145	
	Front Wheel, w/11" x 3" Brakes, P2, D2, C1 Sta. Wgn., C2, C3, Right			5	-----	2405 144	
	Left			5	-----	2405 145	
	Front Wheel, w/11" x 2 3/4" Brakes, D2, C1, except Sta. Wgn., P, Detroit and Newark Blt., Cast Iron Drum, Right			5	-----	2460 614	
	Left			5	-----	2460 615	
	Front Wheel, w/11" x 2 3/4" Brakes, D2, C1, except Sta. Wgn., Detroit and Newark Blt., Cast Iron w/Steel Back Drum, Right		8	5	-----	2534 776	
	Left		8	5	-----	2534 777	
	Front Wheel, w/11" x 2 3/4" Brakes, P, Newark Blt., Cast Iron w/Steel Back Drum, Right			5	-----	2534 776	
	Left			5	-----	2534 777	
	Front Wheel, w/11" x 3" Brakes, P, D2, Police and Taxi, Right			5	-----	2405 144	
	Left			5	-----	2405 145	

TYPE LETTERS indicate: V - Valiant R - Belvedere P - Plymouth C - Chrysler
 L - Dart W - Coronet D - Dodge Y - Imperial

*Indicates use as required. Numerals in parentheses () refer to notes. Printed in U.S.A.
 †Indicates parts not listed in any previous parts book. Prices and specifications subject to change without notice.
 March 1966 Supersedes May 1965. Page 22-6 * Indicates change or addition.

CODE	PART NAME AND DESCRIPTION	C Y L	PER CAR	VALIANT	PLYMOUTH BELVEDERE	PLYMOUTH FURY	IMPERIAL
				DART	DODGE CORONET	DODGE POLARA CHRYSLER	
22-05-0 WHEEL DRIVING STUD AND NUT - Cont'd							
22-05-14	STUD - Cont'd						
	Front Wheel, w/11" x 3" Brakes, P2, D2, w/426 cu. in. Engine, Right	8	5	-----	-----	2405 144	
	Left	8	5	-----	-----	2405 145	
	Front Hub, Right		5	-----	-----	-----	2460 662
	Left		5	-----	-----	-----	2460 663
	Rear Wheel, Right		5	-----	2404 435	2404 435	
	Left		5	-----	2404 436	2404 436	
	Rear Wheel, Right		5	-----	-----	-----	2404 199
	Left		5	-----	-----	-----	2404 200
22-05-24	NUT, Front and Rear Wheel Mounting, Right, Plain		10	2409 824			
	Left		10	2409 825			
	Front and Rear, Right, Chrome, Short, 1 5/16" lgh., w/13" Wheels		10	*2530 346			
	Left		10	2530 347			
	Front and Rear, Right, Chrome, Long, 2 3/16" lgh., w/14" Wheels		1	*2534 906			
	Left		1	*2534 907			
	Front and Rear, Right		10	-----	2409 826	2409 826	
	Left		10	-----	2409 827	2409 827	
	Front and Rear, Right		10	-----	-----	-----	2409 828
	Left		10	-----	-----	-----	2409 829
22-06-0 FRONT WHEEL BEARING							
22-06-1	CONE and ROLLER, Inner, w/9" Brakes . . .	6	2	2203 352			
	Outer, w/9" Brakes	6	2	2203 350			
	Inner, w/10" Brakes		2	1619 701			
	Outer, w/10" Brakes		2	1619 703			
	Inner		2	-----	1619 701	1619 701	1789 755
	Outer		2	-----	1619 703	1619 703	1790 241
22-06-2	CUP, Inner, w/9" Brakes	6	2	2203 353			
	Outer, w/9" Brakes	6	2	2203 351			
	Inner, w/10" Brakes		2	1619 700			
	Outer, w/10" Brakes		2	1619 702			
	Inner		2	-----	1619 700	1619 700	1789 754
	Outer		2	-----	1619 702	1619 702	1790 244
22-06-5	NUT, Bearing, w/9" Brakes	6	2	2072 731			
	w/10" Brakes		2	1732 300			
			2	-----	1732 300	1732 300	1732 300
22-06-10	LOCK, Nut		2	1673 324	1673 324	1673 324	1673 324
22-06-14	WASHER, Nut Thrust, w/9" Brakes	6	2	2072 733			
	w/10" Brakes		2	600 194			
			2	-----	600 194	600 194	600 194
22-06-18	SEAL, Hub Dust, w/9" Brakes	6	2	2525 063			
	w/10" Brakes		2	1613 409			
			2	-----	2266 378	2266 378	2266 839
22-08-0 HUB CAP							
22-08-5	CAP, V		4	2401 843			
	L1-L, L1-H, L2-L, L2-H		4	2409 523			
	R1, R2-L, R2-H, P1, P2-L, P2-M, P2-H . .		4	-----	2460 581	2460 581	
	R2-P, w/15" Wheel		4	-----	2460 581	-----	
	W1, W2-L, W2-H, D2-L, D2-H		4	-----	2460 583	2460 583	

TYPE LETTERS Indicate: V - Valiant R - Belvedere P - Plymouth C - Chrysler
 L - Dart W - Coronet D - Dodge Y - Imperial

★Indicates use as required. Numerals in parentheses () refer to notes. Printed in U.S.A.
 ⓀIndicates parts not listed in any previous parts book. Prices and specifications subject to change without notice.
 * Indicates change or addition. March 1966 Supersedes May 1965.

1965 PASSENGER CAR PARTS CATALOG

WHEELS

CODE	PART NAME AND DESCRIPTION	CYL	PER CAR	VALIANT	PLYMOUTH BELVEDERE	PLYMOUTH FURY	IMPERIAL
				DART	DODGE CORONET	DODGE POLARA CHRYSLER	
22-08-O HUB CAP - Cont'd							
22-08-5	CAP - Cont'd						
	W2-P, w/15" Wheel		4	----	2460 583		
	P1, P2, D2, w/15" Wheel		4	----	----	1943 733	
	C1		4	----	----	2460 587	
22-08-57	CAP, Front Wheel Grease, w/9" Brakes . . .		6	2	2072 718	1613 416	1671 341
	w/10" Brakes			2	1613 416		
22-09-O WHEEL BALANCE WEIGHT							
22-09-1	WEIGHT, 1/2 oz.			★	1615 349	1615 349	1615 349
	1 oz.			★	1615 350	1615 350	1615 350
	1 1/2 oz.			★	1615 351	1615 351	1615 351
	2 oz.			★	1615 352	1615 352	1615 352
	2 1/2 oz.			★	1615 353	1615 353	1615 353
	3 oz.			★	1615 354	1615 354	1615 354
22-20-O SPARE WHEEL CARRIER							
22-20-29	BRACKET, Anchor Bolt			1	2083 190		
	2D., 2D. HT., 4D			1	----	2484 181	
	Sta. Wgn.			1	----	2254 644	
	Cv. Cp.			1	----	2254 646	
	2D., 2D. HT., 4D., 4D. HT.			1	----	2481 380	
	Cv. Cp.			1	----	1695 319	
				1	----	----	1695 319
22-20-80	PLATE, Anchor Rod			1	----	----	1750 747
22-20-82	RETAINER, Bolt, Sta. Wgn.			1	----	2206 925	
22-20-87	BOLT, Spare Wheel Anchor, except Sta. Wgn.			1	6023 192		
	BOLT, except Cv. Cp. and Sta. Wgn.			1	----	2424 803	
	BOLT, Cv. Cp. and Sta. Wgn.			1	----	2254 645	
	ROD, P, D, except Cv. Cp. and Sta. Wgn.,						
	7 11/32" lgh.			1	----	2484 989	
	ROD, P, D, C, except Cv. Cp. and Sta. Wgn.,						
	8 7/32" lgh.			1	----	2483 819	
	ROD, Cv. Cp.			1	----	2483 746	
	ROD, Sta. Wgn.			1	----	2573 028	
	ROD, 7 5/8" lgh.			1	----	----	2483 746
	ROD, 8 3/16" lgh.			1	----	1963 236	
	ROD, D2, C1, C2, C3, except Cv. Cp. and						
	Sta. Wgn., w/8.50 x 14 Tire			1	----	2483 819	
	PIN, Rod Clevis			1	----	9421 391	
22-20-89	NUT, Anchor Rod Wing, 3/8" - 16.			1	*6023 540	*6023 540	*6023 540
	Spare Wheel Cover Panel Retainer Wing			1	*148 314	*148 314	

TYPE LETTERS indicate:

V - Valiant
L - Dart

R - Belvedere
W - Coronet

P - Plymouth
D - Dodge

C - Chrysler
Y - Imperial

★ Indicates use as required.

Ⓜ Indicates parts not listed in any previous parts book.
March 1966 Supersedes May 1965.

Numerals in parentheses () refer to notes.

Prices and specifications subject to change without notice.

Printed in U.S.A.