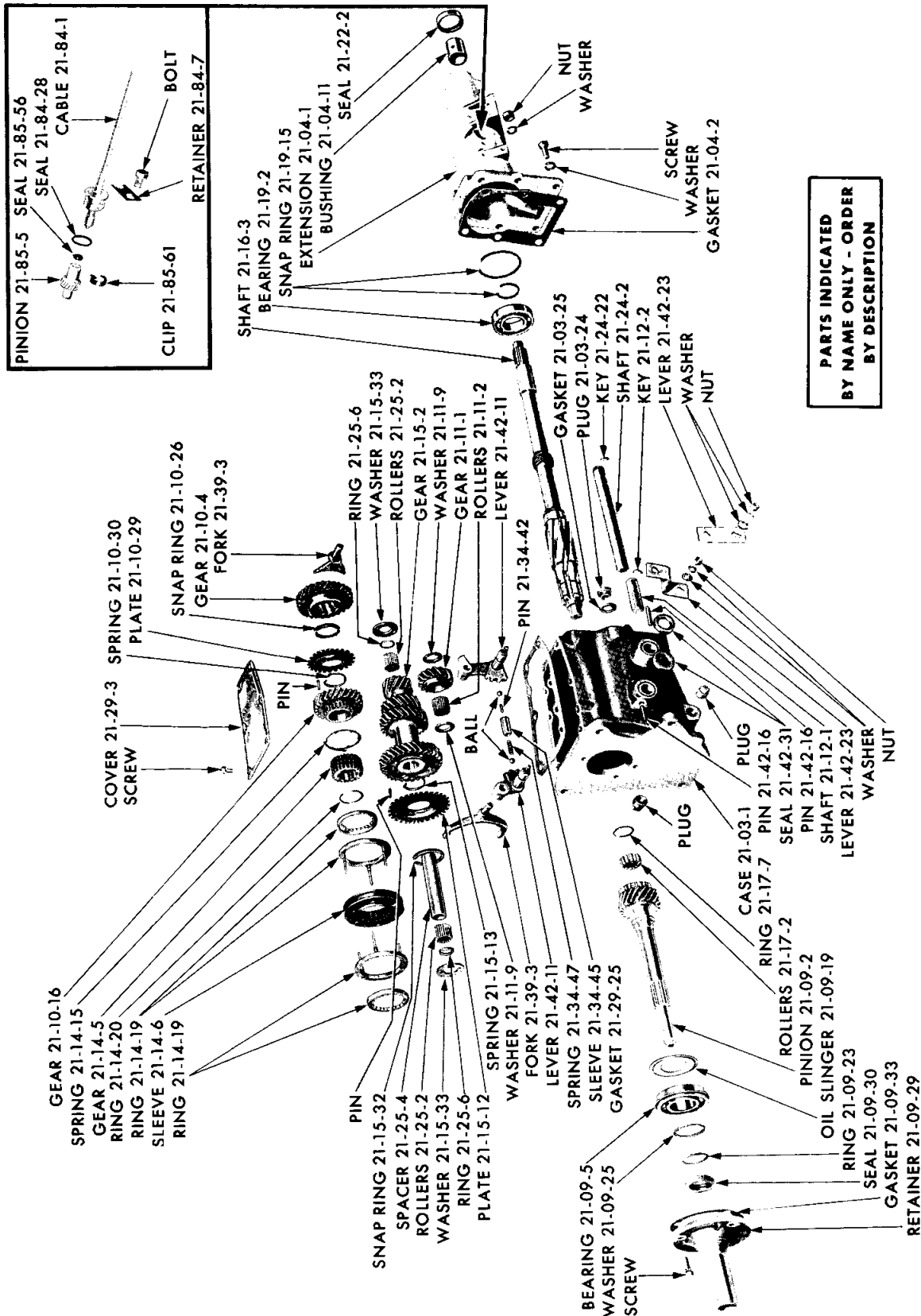


GROUP 21 - TRANSMISSION

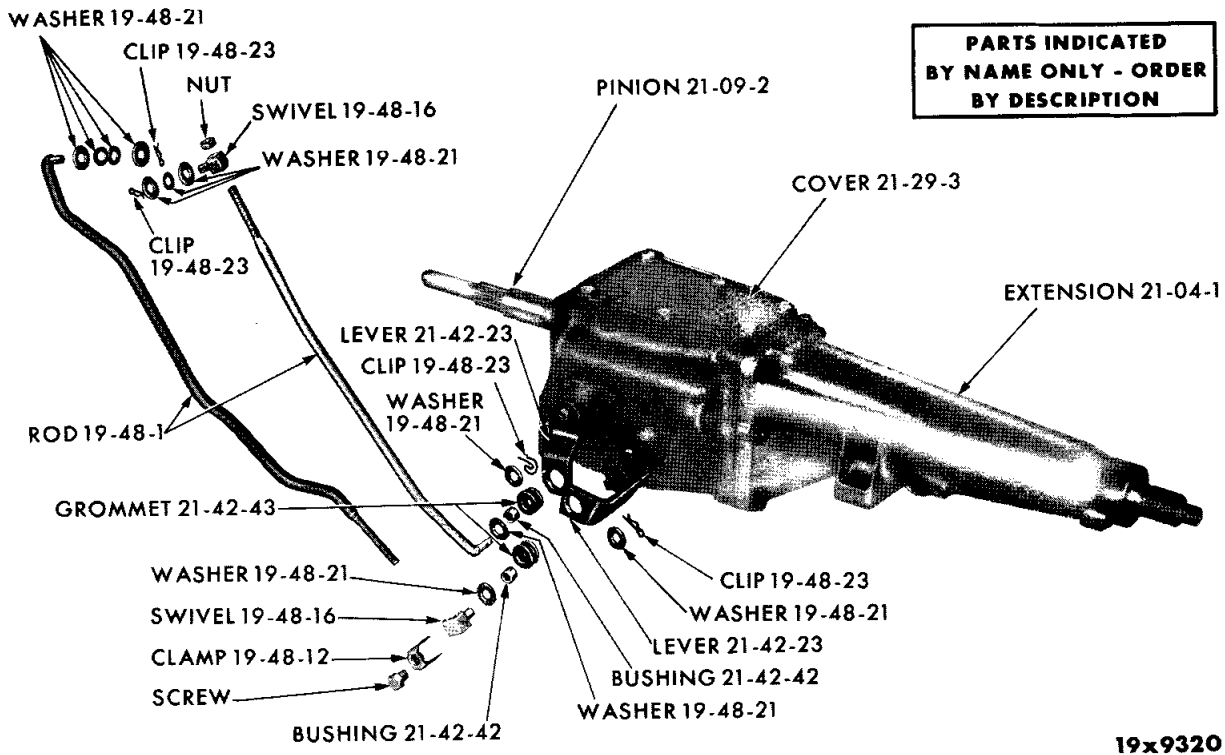


19x9800

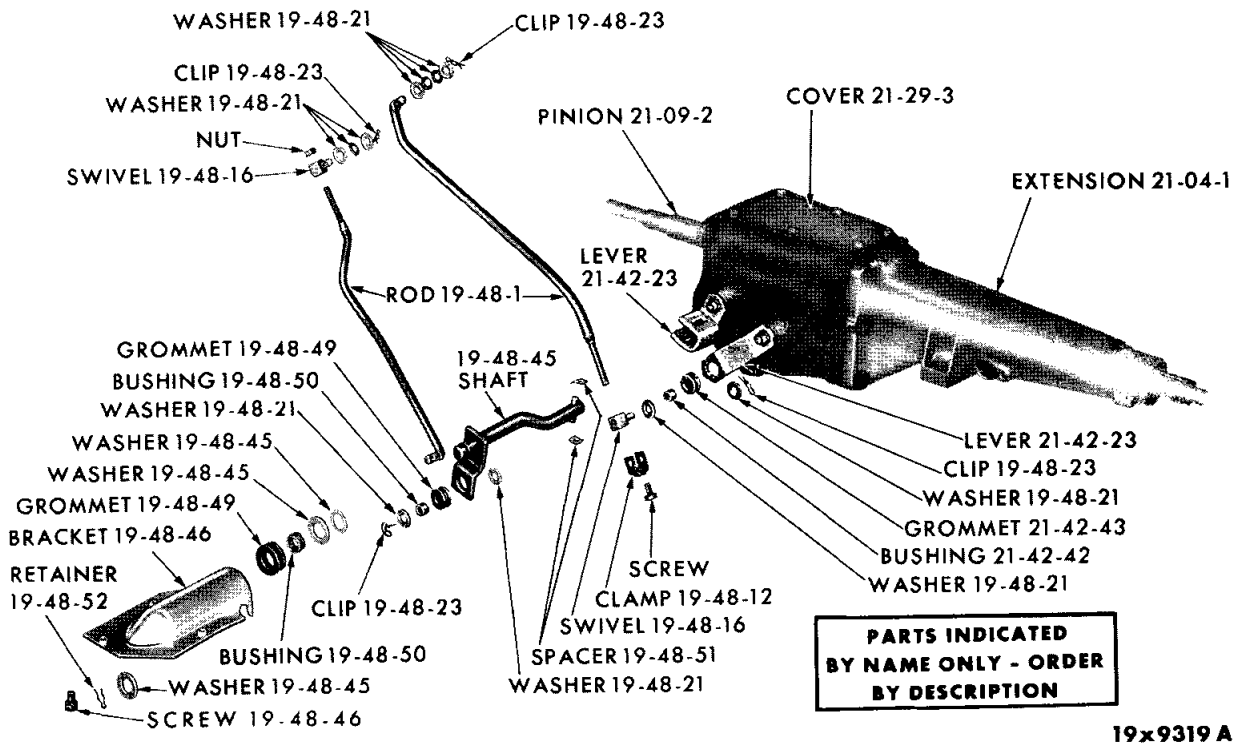
MANUAL 3-SPEED TRANSMISSION - VALIANT V1, DART L1, BELVEDERE R1, PLYMOUTH P1 AND CORONET W1 (A903)





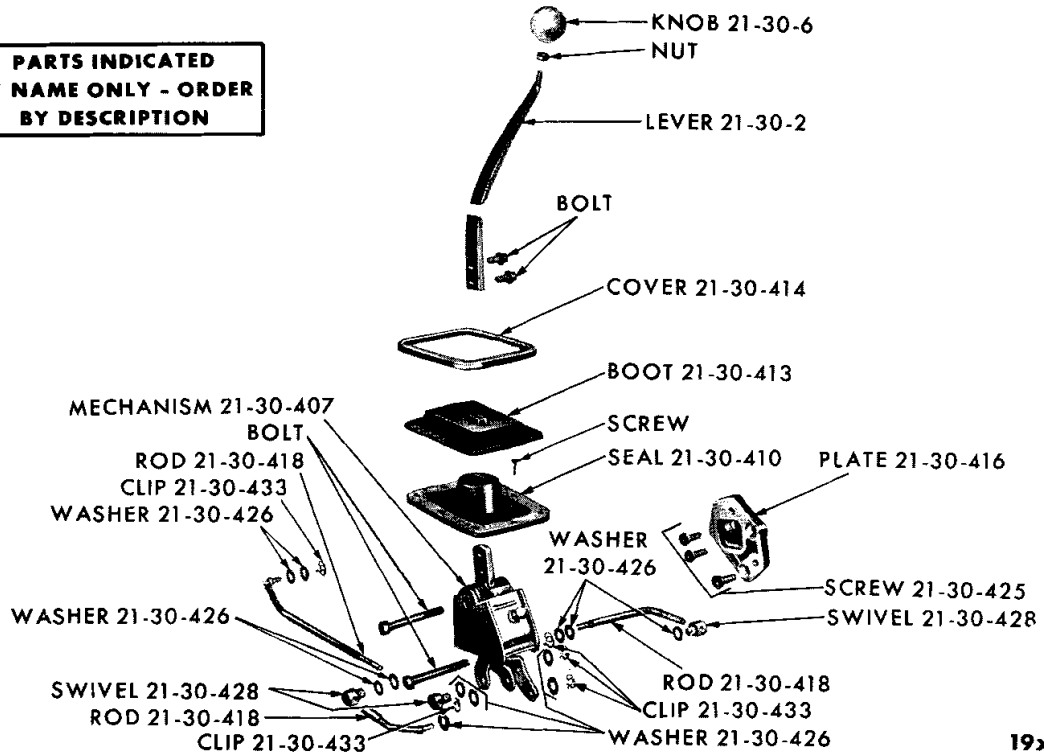


GEARSHIFT CONTROLS (MANUAL TRANSMISSION) - VALIANT AND DART



GEARSHIFT CONTROLS (3-SPEED MANUAL TRANSMISSION) - BELVEDERE, PLYMOUTH, CORONET, DODGE AND CHRYSLER C1-2

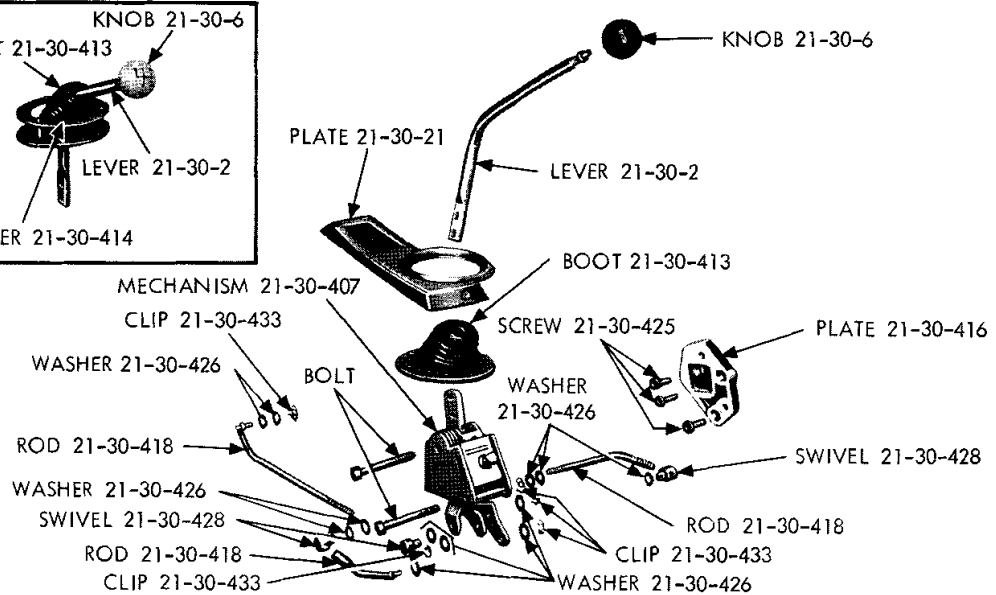
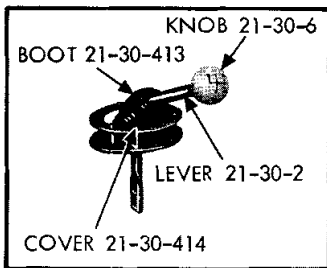
**PARTS INDICATED  
BY NAME ONLY - ORDER  
BY DESCRIPTION**



19x9677

MANUAL 4 SPEED TRANSMISSION GEARSHIFT CONTROLS

**PARTS INDICATED  
BY NAME ONLY - ORDER  
BY DESCRIPTION**



19a0268

MANUAL 4 SPEED TRANSMISSION GEARSHIFT CONTROLS (WITH AND WITHOUT BUCKET SEATS)



CODE	PART NAME AND DESCRIPTION	C Y L	PER CAR	VALIANT	PLYMOUTH BELVEDERE	PLYMOUTH FURY	IMPERIAL
				DART	DODGE CORONET	DODGE POLARA	
						CHRYSLER	

## MANUAL TRANSMISSION

### 21-02-0 TRANSMISSION

NOTE: For Transmission Component Parts see Charts Beginning on Page 21-11.

21-02-1	TRANSMISSION, w/170 cu. in. Engine, A903 (Cancelled-Service Component Parts) . . . . .	6	1	2464 589			
	w/170 cu. in. Engine, A903 . . . . .	6	1	2466 160			
	w/170 cu. in. Engine, Export, LHD., A833 4 Speed . . . . .	6	1	2464 262			
	w/225 cu. in. Engine, A903 (Cancelled-Service Component Parts) . . . . .	6	1	2464 590			
	w/225 cu. in. Engine, A903 . . . . .	6	1	2466 161			
	L1, w/225 cu. in. Engine, Export, LHD., A745 . . . . .	6	1	2466 085			
	A745 . . . . .	8	1	2466 085			
	V1, L1, w/225 cu. in. Engine, V2, L2, w/273 cu. in. Engine, A833 4 Speed . . . . .		1	2464 262			
	P, A903 (Cancelled-Service Component Parts). P, A903 . . . . .	6	1	-----	2464 592	2464 592	
	w/273 and 318 cu. in. Engine, A745 . . . . .	6	1	-----	2466 163	2466 163	
	P, D2-L, w/318 cu. in. Engine, A745 . . . . .	8	1	-----	2464 094		2464 094
	Police and Taxi, A745 . . . . .	8	1	-----			2464 094
	w/361 and 383 cu. in. Engine, A745 . . . . .	6	1	-----	2464 094		2464 094
	P, D, C1, w/383 cu. in. Engine, A745 . . . . .	8	1	-----	2464 098		2464 098
	C2-M w/413 cu. in. Engine, A745 . . . . .	8	1	-----			2464 098
	w/361, 383 and 426 Std. cu. in. Engine, A833 4 Speed . . . . .	8	1	-----	2464 641(1)		
	P, D, w/383 and 426 Std., cu. in. Engine, C1 w/361 and 383 cu. in. Engine, C2 w/383 and 413 cu. in. Engine, A833 4 Speed . . . . .	8	1	-----			2464 261

### 21-30-0 TRANSMISSION GEARSHIFT LEVER AND RODS

21-30-2	LEVER, Column Shift, w/3 Speed Trans. . . . .		1	2530 198	2530 198	2530 198
	w/4 Speed Trans. . . . .		1	2405 567		
	w/o Console, w/4 Speed Trans. . . . .	8	1	-----	2461 949	
	w/Console, w/4 Speed Trans. . . . .	8	1	-----	2467 911	
	w/o Console, w/4 Speed Trans. . . . .	8	1	-----		2467 915
	w/Console, w/4 Speed Trans. . . . .	8	1	-----		2467 921
21-30-5	INSULATOR, Lever, w/3 Speed Trans. . . . .		1	2530 249	2530 249	2530 249
21-30-6	KNOB, Lever, w/o Floor Trim Plate, w/4 Speed Trans., White . . . . .		1	*2409 413		
	KNOB PACKAGE, w/NUT, w/Floor Trim Plate, w/4 Speed Trans. . . . .		1	E2585 565		
	KNOB, w/4 Speed Trans., White . . . . .	8	1	-----	*2409 413	*2409 413
	Column Shift, w/3 Speed Trans., Plastic, Chromed . . . . .		1	2530 184	2530 184	2530 184
	Die Cast, Chromed . . . . .		1	2530 828	2530 828	2530 828
	NUT, Lever Knob Jam . . . . .		1	124 925	124 925	124 925
21-30-7	RING, Lever Insulator, w/3 Speed Trans. . . . .		1	2530 199	2530 199	2530 199
21-30-15	LENS, Instrument Panel, D, w/o Shift Letters P, R, N, D, 2, 1 . . . . .		1	-----		*2571 081

NOTE 1: See Transmission Chart 2464641 for Parts Peculiar to 426 cu. in. Engine Hemispherical, Production Transmission Number 2538347.

**TYPE LETTERS Indicate:**

V - Valiant  
L - Dart

R - Belvedere  
W - Coronet

P - Plymouth  
D - Dodge

C - Chrysler  
Y - Imperial

★ Indicates use as required.

ⓔ Indicates parts not listed in any previous parts book.

● Indicates change or addition.

Numerals in parentheses ( ) refer to notes.

Printed in U.S.A.

Prices and specifications subject to change without notice.

March 1966 Supersedes May 1965.

CODE	PART NAME AND DESCRIPTION	CYL	PER CAR	VALIANT	PLYMOUTH BELVEDERE	PLYMOUTH FURY	IMPERIAL
				DART	DODGE CORONET	DODGE POLARA	

## MANUAL TRANSMISSION

### 21-30-0 TRANSMISSION GEARSHIFT LEVER AND RODS - Cont'd

21-30-19	COVER, Gearshift Indicator Opening, P, w/o Shift Letters P, R, N, D, 2, 1 . . . . .		1	-----	-----	*2587 807	
21-30-21	PLATE, Gearshift Cover, w/4 Speed Trans., w/Shift Letters R, 1, 2, 3, 4, w/Bucket Seats, Chrome . . . . .		1	*2581 212			
21-30-22	PIN, Lever . . . . .		1	273 503	273 503	273 503	
21-30-407	MECHANISM, Gearshift Control, w/4 Speed Trans. . . . .		1	2461 946			
	w/4 Speed Trans. . . . .	8	1	-----	2461 947	2461 947	
21-30-410	SEAL, Control Lever Boot, w/4 Speed Trans. . . . .	8	1	-----	2405 559	2405 559	
21-30-413	BOOT, Control Lever, w/4 Speed Trans., 5" O.D. at Base . . . . .		1	2405 550			
	w/4 Speed Trans., w/o Console . . . . .	8	1	-----	2405 552	2405 552	
	w/4 Speed Trans., w/Console . . . . .	8	1	-----	2405 561	2405 561	
21-30-414	COVER or RING, Boot, w/4 Speed Trans., w/o Console, Chrome . . . . .		1	2461 069			
	w/4 Speed Trans., w/o Console . . . . .	8	1	-----	2405 496	2405 496	
21-30-416	PLATE, Mechanism Mounting, w/4 Speed Trans. w/4 Speed Trans. . . . .		1	2461 060			
		8	1	-----	2461 065	2461 065	
21-30-418	ROD, Gearshift Control, First and Second, w/4 Speed Trans. . . . .		1	2461 062			
	Third and Fourth, w/4 Speed Trans. . . . .		1	2461 061			
	Reverse, w/4 Speed Trans. . . . .		1	2461 063			
	First and Second, w/4 Speed Trans. . . . .	8	1	-----	2461 067	2461 067	
	Third and Fourth, w/4 Speed Trans. . . . .	8	1	-----	2461 066	2461 066	
	Reverse, w/4 Speed Trans. . . . .	8	1	-----	2461 068	2461 068	
21-30-425	SCREW, Mechanism Mounting Plate, w/4 Speed Trans., 1 1/4" lgh. . . . .		2	6024 554	6024 554	6024 554	
	w/4 Speed Trans., 1" lgh. . . . .		1	6024 552	6024 552	6024 552	
21-30-426	WASHER, Control Rod, Plain . . . . .		★	* 631 217	* 631 217	* 631 217	
	Control Rod Swivel . . . . .		★	632 258	632 258	632 258	
21-30-428	SWIVEL, Rod, w/4 Speed Trans. . . . .		3	2409 408	2409 408	2409 408	
	w/3 Speed Trans. . . . .		1	-----	-----	*2074 521	
	Interlock, R, W, P, Police and Taxi . . . . .	6	1	-----	2404 859	2404 859	
21-30-429	CLAMP, Interlock, R, W, P, Police and Taxi . . . . .	6	1	-----	2204 274	2204 274	
21-30-433	CLIP, Rod, w/4 Speed Trans. . . . .		★	1137 669	1137 669	1137 669	

### 21-84-0 TRANSMISSION SPEEDOMETER CABLE ASSEMBLY

21-84-1	CABLE, w/HOUSING . . . . .		1	2426 163			
	Steel Case . . . . .		1	-----	*2496 291	*2496 291	
	Plastic Case . . . . .		1	-----	-----	E2661 456	E2661 456
	GROMMET, Dash . . . . .		1	1370 460	2216 552	2216 552	2216 552

TYPE LETTERS Indicate:

V - Valiant  
L - Dart

R - Belvedere  
W - Coronet

P - Plymouth  
D - Dodge

C - Chrysler  
Y - Imperial

★Indicates use as required.

Numerals in parentheses ( ) refer to notes.

Printed in U.S.A.

EIndicates parts not listed in any previous parts book.

Prices and specifications subject to change without notice.

March 1966 Supersedes May 1965.

\* Indicates change or addition.



CODE	PART NAME AND DESCRIPTION	CYL	PER CAR	VALIANT	PLYMOUTH BELVEDERE	PLYMOUTH FURY	IMPERIAL
				DART	DODGE CORONET	DODGE POLARA CHRYSLER	

**MANUAL TRANSMISSION**

**21-84-O TRANSMISSION SPEEDOMETER CABLE ASSEMBLY - Cont'd**

21-84-4	CABLE or SHAFT . . . . .	1	2426 164			
		1	-----	2496 292		
		1	-----	-----	2076 271	
21-84-7	CLAMP or RETAINER, Cable . . . . .	1	2204 942	2204 942	2204 942	
21-84-28	SEAL, Speedometer Cable Adapter . . . . .	1	1942 259	1942 259	1942 259	

**21-85-O TRANSMISSION SPEEDOMETER PINION**

21-85-5 PINION MANUAL 3 SPEED TRANSMISSION - V2, L2, R2, W2, P2, D2, C1, C2 - A745

Tire Size	2.93 to 1 Ratio Pinion Teeth	3.23 to 1 Ratio Pinion Teeth	3.31 to 1 Ratio Pinion Teeth	3.55 to 1 Ratio Pinion Teeth	3.91 to 1 Ratio Pinion Teeth
7.00 x 13	1949 403 19 R	1949 405 21 LB	-----	1949 406 22 Y	-----
6.95 x 14	*1949 403 19 R	*1949 405 21 LB	-----	*1949 405 21 LB(3)	-----
7.35 x 14	1949 402 18 N	1949 404 20 B	1949 405 21 LB	1949 404 20 B(3)	1949 406 22 Y(3)
7.75 x 14	1949 402 18 N	1949 404 20 B	1949 404 20 B	1949 404 20 B(3)	1949 406 22 Y(3)
8.25 x 14	1949 402 18 N	1949 403 19 R	1949 404 20 B	1949 405 21 LB	1949 405 21 LB(3)
8.55 x 14	-----	1949 403 19 R	-----	-----	-----
9.00 x 14	-----	1949 402 18 N	-----	-----	-----
6.70 x 15	1949 401 17 LP	1949 403 19 R	1949 404 20 B	1949 405 21 LB	1949 405 21 LB(3)
7.10 x 15	-----	1949 403 19 R	-----	-----	-----
7.60 x 15	-----	1949 402 18 N	-----	1949 404 20 B	1949 406 22 Y

COLOR OF PINIONS

LP-LIGHT PURPLE | N-NATURAL | R-RED | B-BLACK | LB-LIGHT BLUE | Y-YELLOW

NOTE 3: Use .9058 to 1 Ratio Adapter. Available at Stewart Warner Corporation.

PINION MANUAL 3 SPEED TRANSMISSION - V1, L1, R1, W1, P1 - A903

Tire Size	2.93 to 1 Ratio Pinion Teeth	3.23 to 1 Ratio Pinion Teeth	3.31 to 1 Ratio Pinion Teeth	3.55 to 1 Ratio Pinion Teeth	3.91 to 1 Ratio Pinion Teeth
6.50 x 13	2204 356 17 O	2204 358 19 DB	-----	2204 359 20 G	2204 359 20 G(2)
7.00 x 13	2204 356 17 O	2204 357 18 DP	-----	2204 359 20 G	2204 359 20 G(2)
7.35 x 14	-----	2204 357 18 DP	2204 357 18 DP	2204 359 20 G	2204 360 21 GR
7.75 x 14	-----	2204 356 17 O	2204 357 18 DP	2204 358 19 DB	2204 360 21 GR
8.25 x 14	2204 355 16 B	2204 356 17 O	2204 356 17 O	2204 358 19 DB	2204 360 21 GR
8.55 x 14	-----	2204 356 17 O	-----	2204 357 18 DP	2204 359 20 G
6.40 x 15	-----	2204 356 17 O	-----	-----	-----
6.70 x 15	-----	2204 356 17 O	2204 356 17 O	2204 357 18 DP	2204 359 20 G
7.10 x 15	*2204 358 19 DB	*2204 355 16 B	*2204 356 17 O	*2204 357 18 DP	*2204 359 20 G
7.60 x 15	-----	*2204 355 16 B	-----	*2204 356 17 O	*2204 358 19 DB

COLORS OF PINION

B-BROWN | O-ORANGE | DP-DARK PURPLE | DB-DARK BLUE | G-GREEN | GR-GRAY

NOTE 2: Use .9058 to 1 Ratio Adapter. Available at Stewart Warner Corporation.

TYPE LETTERS indicate: V - Valiant R - Belvedere P - Plymouth C - Chrysler  
L - Dart W - Coronet D - Dodge Y - Imperial

\* Indicates use as required. Numerals in parentheses ( ) refer to notes. Printed in U.S.A. \*  
 † Indicates parts not listed in any previous parts book. Prices and specifications subject to change without notice.  
 \* Indicates change or addition. March 1966 Supersedes May 1965.

21-85-O TRANSMISSION SPEEDOMETER PINION - Cont'd

MANUAL TRANSMISSION

21-85-5 PINION MANUAL 4 SPEED TRANSMISSION - V, L, R2, W2, P2, D2, C1, C2 - A833

Tire Size	2.93 to 1 Ratio Pinion Teeth	3.23 to 1 Ratio Pinion Teeth	3.55 to 1 Ratio Pinion Teeth	3.91 to 1 Ratio Pinion Teeth	4.56 to 1 Ratio Pinion Teeth
6.50 x 13	2204 358 19 DB	2204 360 21 GR	2204 358 19 DB(4)	2204 360 21 GR(4)	----
7.00 x 13	2204 358 19 DB	2204 360 21 GR	2204 357 18 DP(4)	----	----
6.95 x 14	*2204 358 19 DB	*2204 360 21 G	*2204 357 18 DP(4)	----	----
7.35 x 14	2204 357 18 DP	2204 359 20 G	2204 357 18 DP(4)	----	----
7.75 x 14	2204 357 18 DP	2204 359 20 G	2204 357 18 DP(4)	2204 358 19 DB(4)	2204 360 21GR(4)
8.25 x 14	2204 357 18 DP	2204 358 19 DB	2204 360 21 GR	2204 358 19 DB(4)	----
8.55 x 14	2204 356 17 O	2204 358 19 DB	----	----	----
9.00 x 14	2204 355 16 B	2204 357 18 DP	----	2204 357 18 DP(4)	----
6.70 x 15	2204 356 17 O	2204 358 19 DB	2204 360 21 GR	----	----
7.10 x 15	2204 356 17 O	2204 358 19 DB	----	----	----
7.60 x 15	2204 356 17 O	2204 357 18 DP	----	----	----

COLOR OF PINIONS

B-BROWN    O-ORANGE    DP-DARK PURPLE    DB-DARK BLUE    G-GREEN    GR-GRAY

NOTE 4: Use .8000 to 1 Ratio Adapter, Available at Stewart Warner Corporation.

CODE	PART NAME AND DESCRIPTION	C Y L	PER CAR	VALIANT	PLYMOUTH BELVEDERE	PLYMOUTH FURY	IMPERIAL
				DART	DODGE CORONET	DODGE POLARA CHRYSLER	
21-85-22	SEAL, Adapter, P, D. . . . .		1	2426 332	2426 332	2426 332	
21-85-56	SEAL, Pinion . . . . .		1	2124 328	2124 328	2124 328	
21-85-61	CLIP, Pinion . . . . .		1	1942 174	1942 174	1942 174	

NOTES

TYPE LETTERS Indicate:    V - Valiant    R - Belvedere    P - Plymouth    C - Chrysler  
    L - Dart    W - Coronet    D - Dodge    Y - Imperial

\*Indicates use as required.    Numerals in parentheses ( ) refer to notes.    Printed in U.S.A.  
 †Indicates parts not listed in any previous parts book.    Prices and specifications subject to change without notice.  
 March 1966 Supersedes May 1965.    \* Indicates change or addition.

**MANUAL TRANSMISSION**

NOTE: All quantities are one (1) unless otherwise indicated in parenthesis.

TRANSMISSION	2464 589 3 Speed A903	2464 590 3 Speed A903	2466 085 3 Speed A745	2464 262 4 Speed A833	2464 592 3 Speed A903
<b>21-01-0 TRANSMISSION SETS OR PACKAGES</b>					
21-01-3 GASKET SET . . . . .	2196 062	2196 062	2275 893	2448 790	2275 896
<b>21-02-0 TRANSMISSION VENT</b>					
21-02-6 VENT . . . . .	1139 204	1139 204	1139 204	2124 715	1139 204
<b>21-03-0 TRANSMISSION CASE</b>					
21-03-1 CASE . . . . .	2464 915	2464 915	*2466 745	2464 000	2464 915
21-03-24 PLUG, Back-Up Light Switch Hole .	1139 153	1139 153	1139 153	1139 153	1139 153
21-03-25 GASKET . . . . .	1302 807	1302 807	1302 807	1302 807	1302 807
<b>21-04-0 TRANSMISSION CASE EXTENSION</b>					
21-04-1 EXTENSION . . . . .	2400 738	2400 738	2466 067	2464 170	2400 737
BOLT . . . . .	-----	-----	* 180 149	-----	-----
21-04-2 GASKET . . . . .	1949 361	1949 361	2124 519	2464 059	1949 361
21-04-11 BUSHING, Extension . . . . .	2124 607	2124 607	-----	-----	1941 887
BEARING . . . . .	-----	-----	1672 194	1672 194	-----
<b>21-09-0 TRANSMISSION MAIN DRIVE PINION</b>					
21-09-2 PINION, 24T., 17T., 23 Splines, 10 1/2" lgh. . . . .	*2204 554	-----	-----	-----	-----
24T., 18T., 23 Splines, 10 1/2" lgh., w/225 cu.in. Engine . . . . .	-----	*2204 944	-----	-----	*2204 944
23T., 22T., 36T., 11 13/16" lgh. .	-----	-----	-----	2464 673	-----
24T., 18T., 23 Splines, 10 17/32" lgh. . . . .	-----	-----	2408 147	-----	-----
21-09-5 BEARING, w/SNAP RING . . . . .	1633 718	1633 718	* 927 530	* 927 630	1633 718
21-09-19 SLINGER, Bearing Oil . . . . .	1633 669	1633 669	1633 669	1633 669	1633 669
21-09-23 SNAP RING, Bearing, .088" thk. (★)	631 823	631 823	631 823	631 823	631 823
.091" thk. (★) . . . . .	631 824	631 824	631 824	631 824	631 824
.094" thk. (★) . . . . .	631 825	631 825	631 825	631 825	631 825
.097" thk. (★) . . . . .	640 332	640 332	640 332	640 332	640 332
.067" thk. Outer . . . . .	-----	-----	2124 518	2124 518	-----
21-09-25 WASHER, Bearing . . . . .	631 877	631 877	-----	-----	631 877
21-09-29 RETAINER, Bearing . . . . .	2204 491	2204 491	2124 945	2124 945	2204 491
21-09-30 OIL SEAL, Pinion . . . . .	1949 343	1949 343	1949 343	1949 343	1949 343
21-09-31 SCREW, Retainer (★) . . . . .	1920 101	1920 101	1920 101	1920 101	1920 101
21-09-33 GASKET, Bearing Retainer . . . . .	672 709	672 709	2124 499	2124 499	672 709
<b>21-10-0 TRANSMISSION MAIN DRIVE GEARS</b>					
21-10-3 GEAR, First Speed . . . . .	-----	-----	-----	2464 018	-----

TYPE LETTERS Indicate: V - Valiant R - Belvedere P - Plymouth C - Chrysler  
L - Dart W - Coronet D - Dodge Y - Imperial

★ Indicates use as required. Numerals in parentheses ( ) refer to notes. Printed in U.S.A.  
 ⓔ Indicates parts not listed in any previous parts book. Prices and specifications subject to change without notice.  
 \* Indicates change or addition. March 1966 Supersedes May 1965.

## MANUAL TRANSMISSION

NOTE: All quantities are one (1) unless otherwise indicated in parenthesis.

TRANSMISSION	2464 589 3 Speed A903	2464 590 3 Speed A903	2466 085 3 Speed A745	2464 262 4 Speed A833	2464 592 3 Speed A903
<b>21-10-O TRANSMISSION MAIN DRIVE GEARS - Cont'd</b>					
21-10-4 GEAR, Sliding, First and Reverse, 29T., 32 Splines . . . . . First and Reverse, 28T., 34 Splines	2464 578 -----	2464 578 -----	----- 2124 561	----- -----	2464 578 -----
21-10-16 GEAR, Second Speed, 23T., 24T. . 32T., 36T . . . . . 24T., 24T. . . . . 24T., 24T. . . . .	*2538 067 ----- ----- -----	----- ----- 2464 575 -----	----- ----- ----- 2124 560	----- ----- 2464 069 -----	----- ----- 2464 575 -----
21-10-26 SNAP RING, Plate . . . . .	2400 240	2400 240	-----	-----	2400 240
21-10-29 PLATE . . . . . PIN . . . . .	2464 586 -----	2464 576 151 972	-----	-----	2464 576 151 972
21-10-30 SPRING, Plate . . . . .	2464 577	2464 577	-----	-----	2464 577
21-10-31 GEAR, Third Speed . . . . .	-----	-----	-----	2464 659	-----
<b>21-11-O TRANSMISSION REVERSE IDLER GEAR</b>					
21-11-1 GEAR, 15T. . . . . 14T. . . . . 22T. . . . .	1853 695 ----- -----	1853 695 ----- -----	----- 2124 562 -----	----- ----- 2464 073	1853 695 ----- -----
21-11-2 ROLLER, Bearing (22) . . . . .	666 927	666 927	666 927	-----	666 927
21-11-9 WASHER (2) . . . . .	666 924	666 924	2204 978	-----	666 924
<b>21-12-O TRANSMISSION REVERSE IDLER GEAR SHAFT</b>					
21-12-1 SHAFT . . . . .	1635 290	1635 290	1635 290	2464 023	1635 290
21-12-2 KEY . . . . .	1635 293	1635 293	1635 293	1635 293	1635 293
<b>21-14-O TRANSMISSION CLUTCH GEAR</b>					
21-14-1 SYNCHRONIZER UNIT, First, Second and Reverse . . . . . Third and Direct . . . . .	----- -----	----- -----	----- -----	*2464 033 2464 026	----- -----
21-14-5 GEAR, 24T., 32T. . . . .	2204 619	2204 619	2204 666	-----	2204 619
21-14-6 SLEEVE . . . . .	1676 197	1676 197	2124 387	-----	1676 197
21-14-15 SPRING, Synchronizer Stop Ring . . (4) . . . . .	2408 163 -----	2408 163 -----	2408 164 -----	----- 2464 674	2408 163 -----
21-14-19 RING, Synchronizer Stop, Outer, (2) Inner (2) . . . . . (4) . . . . .	2464 839 2400 533 -----	2464 839 2400 533 -----	2464 836 2124 472 -----	----- ----- 2464 029	2464 839 2400 533 -----
21-14-20 SNAP RING . . . . . First and Second . . . . . Third and Direct . . . . .	2205 192 ----- -----	2205 192 ----- -----	2205 192 ----- -----	----- 6024 131 6024 131	2205 192 ----- -----
21-14-21 SHIM, Synchronizer (★) . . . . .	2464 724	2464 724	2464 724	-----	2464 724

TYPE LETTERS Indicate:

V - Valiant  
L - Dart

R - Belvedere  
W - Coronet

P - Plymouth  
D - Dodge

C - Chrysler  
Y - Imperial

★Indicates use as required.

Numerals in parentheses ( ) refer to notes.

Printed in U.S.A.

⊖Indicates parts not listed in any previous parts book.

Prices and specifications subject to change without notice.

March 1966 Supersedes May 1965.

**MANUAL TRANSMISSION**

NOTE: All quantities are one (1) unless otherwise indicated in parenthesis.

TRANSMISSION	2464 589	2464 590	2466 085	2464 262	2464 592
	3 Speed A903	3 Speed A903	3 Speed A745	4 Speed A833	3 Speed A903
<b>21-15-O TRANSMISSION COUNTERSHAFT GEAR</b>					
21-15-2 GEAR, 34T., 25T., 18T., 14T., 6 25/32" lgh. . . . .	2464 580	-----	-----	-----	-----
33T., 24T., 18T., 14T., 6 25/32" lgh. . . . .	-----	2538 068	-----	-----	2538 068
33T., 25T., 17T., 13T. . . . .	-----	-----	2124 386	-----	-----
33T., 29T., 25T., 17T., 17T., 9" lgh. . . . .	-----	-----	-----	2464 658	-----
PIN, Gear . . . . .	* 151 972	151 972	-----	-----	-----
21-15-12 PLATE . . . . .	2464 582	-----	-----	-----	-----
21-15-13 SPRING, Plate . . . . .	2466 634	2466 634	-----	-----	2466 634
21-15-32 SNAP RING, Plate . . . . .	6024 141	6024 141	-----	-----	6024 141
21-15-33 WASHER, Thrust (2) . . . . .	1633 763	1633 763	2124 505	2464 670	1633 763
<b>21-16-O TRANSMISSION MAIN SHAFT</b>					
21-16-3 SHAFT, 32, 32, 23, Splines, 22 1/4" lgh. . . . .	2400 390	2400 390	-----	2464 169	-----
23, 40, 40, Splines, 21 23/32" lgh. 32, 32, 23, Splines, 25 1/2" lgh. .	-----	-----	-----	-----	2204 616
32, 34, 23, Splines, 21 23/32" lgh. -----	-----	-----	*2466 069	-----	-----
<b>21-17-O TRANSMISSION MAIN SHAFT PILOT BEARING</b>					
21-17-2 ROLLER (★) . . . . .	1949 834	1949 834	1949 834	1949 834	1949 834
21-17-7 SNAP RING, Roller . . . . .	601 108	601 108	862 173	6024 130	601 108
<b>21-19-O TRANSMISSION MAIN SHAFT BEARING</b>					
21-19-2 BEARING . . . . .	1633 718	1633 718	620 521	620 521	1633 718
21-19-15 SNAP RING, Inner, .088" thk. (★) .	631 823	631 823	631 823	631 823	631 823
Inner, .091" thk. (★) . . . . .	631 824	631 824	631 824	631 824	631 824
Inner, .095" thk. (★) . . . . .	631 825	631 825	631 825	631 825	631 825
Inner, .097" thk. (★) . . . . .	640 332	640 332	640 332	640 332	640 332
Outer, .086" thk. (★) . . . . .	640 280	640 280	-----	-----	640 280
Outer, .089" thk. (★) . . . . .	631 809	631 809	-----	-----	631 809
Outer, .092" thk. (★) . . . . .	631 810	631 810	-----	-----	631 810
Outer, .095" thk. (★) . . . . .	640 331	640 331	-----	-----	640 331
Outer, .087" thk. (★) . . . . .	-----	-----	2124 508	-----	-----
Outer, .090" thk. (★) . . . . .	-----	-----	2124 509	-----	-----
Outer, .093" thk. (★) . . . . .	-----	-----	2124 510	-----	-----
Outer, .096" thk. (★) . . . . .	-----	-----	2124 511	-----	-----
Outer (★) . . . . .	-----	-----	-----	6024 125	-----
<b>21-22-O TRANSMISSION MAIN SHAFT BEARING OIL SEAL</b>					
21-22-2 OIL SEAL . . . . .	1942 401	1942 401	2205 080	2205 080	1854 449
<b>21-24-O TRANSMISSION COUNTERSHAFT</b>					
21-24-2 COUNTERSHAFT . . . . .	1635 282	1635 282	2124 393	2464 012	1635 282
21-24-19 PLATE or WASHER, Roller Thrust.	-----	-----	2124 474	-----	-----

TYPE LETTERS Indicate: V - Valiant R - Belvedere P - Plymouth C - Chrysler  
 L - Dart W - Coronet D - Dodge Y - Imperial

★Indicates use as required. Numerals in parentheses ( ) refer to notes. Printed in U.S.A.  
 ⓈIndicates parts not listed in any previous parts book. Prices and specifications subject to change without notice.  
 \* Indicates change or addition. March 1966 Supersedes May 1965.

**MANUAL TRANSMISSION**

NOTE: All quantities are one (1) unless otherwise indicated in parenthesis.

TRANSMISSION	2464 589 3 Speed A903	2464 590 3 Speed A903	2466 085 3 Speed A745	2464 262 4 Speed A833	2464 592 3 Speed A903
<b>21-24-O TRANSMISSION COUNTERSHAFT - Cont'd</b>					
21-24-22 KEY . . . . .	1635 293	1635 293	1635 293	1635 293	1635 293
<b>21-25-O TRANSMISSION COUNTERSHAFT BEARING</b>					
21-25-2 ROLLER (44) . . . . .	666 927	666 927	-----	-----	666 927
(88) . . . . .	-----	-----	2124 502	-----	-----
(76) . . . . .	-----	-----	-----	2464 744	-----
21-25-4 SPACER . . . . .	697 812	697 812	2124 473	2464 013	697 812
21-25-6 WASHER or RING, Roller Thrust (2) (4) . . . . .	1630 878	1630 878	-----	-----	1630 878
	-----	-----	2124 506	2464 743	-----
<b>21-29-O TRANSMISSION CASE COVER OR HOUSING</b>					
21-29-3 COVER . . . . .	1949 345	1949 345	2124 465	-----	1949 345
HOUSING . . . . .	-----	-----	-----	2464 001	-----
21-29-25 GASKET, Cover . . . . .	1949 346	1949 346	2124 466	-----	1949 346
HOUSING . . . . .	-----	-----	-----	2464 037	-----
21-29-33 BOLT, Housing (8) . . . . .	-----	-----	-----	6024 457	-----
<b>21-34-O TRANSMISSION GEARSHIFT RAIL</b>					
21-34-42 PIN, Interlock . . . . .	1949 356	1949 356	1949 356	2464 046	1949 356
21-34-44 PLUG, Reverse Lever Detent . . .	-----	-----	-----	1139 153	-----
21-34-45 SLEEVE, Interlock . . . . .	1949 355	1949 355	1949 355	2464 045	1949 355
21-34-46 GASKET, Reverse Lever Detent Plug	-----	-----	-----	1302 807	-----
21-34-47 SPRING, Interlock Ball . . . . .	2205 131	2205 131	2205 131	2464 047	2205 131
Reverse Lever Detent Ball . . . . .	-----	-----	-----	2466 457	-----
21-34-51 RETAINER, Reverse Lever Detent Spring . . . . .	-----	-----	-----	2464 052	-----
21-34-53 GASKET, Retainer . . . . .	-----	-----	-----	2464 053	-----
<b>21-39-O TRANSMISSION GEARSHIFT FORK</b>					
21-39-3 FORK, Low and Reverse . . . . .	1949 351	1949 351	2124 463	-----	1949 351
Second and Direct . . . . .	2125 059	2125 059	2124 462	-----	2125 059
Low and Second . . . . .	-----	-----	-----	*2538 421	-----
Third and Direct . . . . .	-----	-----	-----	*2466 961	-----
Reverse . . . . .	-----	-----	-----	2464 051	-----
<b>21-42-O TRANSMISSION REMOTE CONTROL GEARSHIFT</b>					
21-42-11 LEVER, Low and Reverse . . . . .	1949 347	1949 347	2124 523	-----	1949 347
Second and Direct . . . . .	1949 352	1949 352	2124 494	-----	1949 352
Low and Second, Stamped "A" . . . . .	-----	-----	-----	*2464 041	-----
Stamped "B" . . . . .	-----	-----	-----	E2466 214	-----
Stamped "C" . . . . .	-----	-----	-----	E2466 215	-----
Third and Direct . . . . .	-----	-----	-----	2464 038	-----
Reverse . . . . .	-----	-----	-----	2464 048	-----

TYPE LETTERS indicate: V - Valiant R - Belvedere P - Plymouth C - Chrysler  
L - Dart W - Coronet D - Dodge Y - Imperial

\*Indicates use as required. Numerals in parentheses ( ) refer to notes. Printed in U.S.A.  
EIndicates parts not listed in any previous parts book. Prices and specifications subject to change without notice.  
March 1966 Supersedes May 1965. \* Indicates change or addition.

**MANUAL TRANSMISSION**

NOTE: All quantities are one (1) unless otherwise indicated in parenthesis.

TRANSMISSION	2464 589	2464 590	2466 085	2464 262	2464 592
	3 Speed A903	3 Speed A903	3 Speed A745	4 Speed A833	3 Speed A903
<b>21-42-0 TRANSMISSION REMOTE CONTROL GEARSHIFT - Cont'd</b>					
21-42-16 PIN, Shaft (2) . . . . .	6022 161	6022 161	6022 161	6022 161	6022 161
21-42-23 LEVER, Operating, Low and Reverse Low and Reverse, L. H. D., One Piece Interlock Type . . . . .	2464 374	2464 374	2466 289	-----	-----
Second and Direct . . . . .	2464 376	2464 376	2464 376	-----	2208 160
Low and Reverse, R1, W1 . . . . .	-----	-----	-----	-----	2464 378
Low and Reverse, P1 . . . . .	-----	-----	-----	-----	2466 747
Low and Second . . . . .	-----	-----	-----	2464 176	-----
Third and Direct . . . . .	-----	-----	-----	2464 055	-----
Reverse . . . . .	-----	-----	-----	2464 057	-----
CLIP, Interlock Lever, One Piece Lever Type . . . . .	-----	-----	*6025 071	-----	-----
21-42-25 WASHER, Low and Reverse Interlock Lever Spring, One Piece Lever Type . . . . .	-----	-----	E6026 239	-----	-----
21-42-28 PIN, Low and Reverse Interlock Lever Pivot, One Piece Lever Type . . . . .	-----	-----	E2538 013	-----	-----
21-42-29 PAWL, Low and Reverse Interlock Lever, L. H. D., One Piece Interlock Type . . . . .	-----	-----	E2538 014	-----	-----
21-42-31 SEAL, Gearshift Lever Shaft (2) . .	1949 350	1949 350	1949 350	1536 267	1949 350
21-42-42 BUSHING, Operating Lever Grommet (2) . . . . .	1676 200	1676 200	1676 200	-----	1676 200
21-42-43 GROMMET, Operating Lever (2) . .	1941 699	1941 699	1941 699	-----	1941 699

NOTE: All quantities are one (1) unless otherwise indicated in parenthesis.

TRANSMISSION	2464 094	2464 098	2464 641	2464 261
	3 Speed A745	3 Speed A745	4 Speed A833	4 Speed A833
<b>21-01-0 TRANSMISSION SETS OR PACKAGES</b>				
21-01-3 GASKET SET, w/o 426 cu. in. Engine, Hemispherical . . . . .	2275 893	2275 893	2448 790	2448 790
w/426 cu. in. Engine, Hemispherical	-----	-----	2585 543	-----
<b>21-02-0 TRANSMISSION VENT</b>				
21-02-6 VENT . . . . .	1139 204	1139 204	2124 715	2124 715
<b>21-03-0 TRANSMISSION CASE</b>				
21-03-1 CASE . . . . .	*2466 745	*2466 745	2464 000	2464 000
21-03-24 PLUG, Back-Up Light Switch Hole .	1139 153	1139 153	1139 153	1139 153
21-03-25 GASKET . . . . .	1302 807	1302 807	1302 807	1302 807
<b>21-04-0 TRANSMISSION CASE EXTENSION</b>				
21-04-1 EXTENSION . . . . .	2400 627	2400 627	2464 644	2464 002
BOLT . . . . .	-----	* 180 149	-----	-----
21-04-2 GASKET . . . . .	2124 519	2124 519	2464 059	2464 059
21-04-11 BEARING . . . . .	1672 194	1672 194	1672 194	1672 194

TYPE LETTERS Indicate: V - Valiant R - Belvedere P - Plymouth C - Chrysler  
L - Dart W - Coronet D - Dodge Y - Imperial

\*Indicates use as required. Numerals in parentheses ( ) refer to notes. Printed in U.S.A.  
 □Indicates parts not listed in any previous parts book. Prices and specifications subject to change without notice.  
 \* Indicates change or addition. March 1966 Supersedes May 1965.

**MANUAL TRANSMISSION**

NOTE: All quantities are one (1) unless otherwise indicated in parenthesis.

TRANSMISSION	2464 094	2464 098	2464 641	2464 261
	3 Speed A745	3 Speed A745	4 Speed A833	4 Speed A833
<b>21-09-0 TRANSMISSION MAIN DRIVE PINION</b>				
21-09-2 PINION, 36T., 23T., 24T., 11 15/64" lgh., w/o 426 cu. in. Engine, Hemispherical . . . . .	-----	-----	*2466 406	*2466 406
18T., 21T., 36T., 11 15/64" lgh., w/426 cu. in. Engine, Hemispherical . . . . .	-----	-----	2538 196	-----
24T., 18T., 23 Splines, 10 17/32" lgh. . . . .	2408 147	-----	-----	-----
24T., 20T., 23 Splines, 10 17/32" lgh. . . . .	-----	2124 937	-----	-----
21-09-5 BEARING, w/Snap RING . . . . .	* 927 630	* 927 630	* 927 630	* 927 630
21-09-19 SLINGER, Bearing Oil . . . . .	1633 669	1633 669	1633 669	1633 669
21-09-23 SNAP RING, Bearing, .088" thk. (★)	631 823	631 823	631 823	631 823
.091" thk. (★) . . . . .	631 824	631 824	631 824	631 824
.094" thk. (★) . . . . .	631 825	631 825	631 825	631 825
.097" thk. (★) . . . . .	640 332	640 332	640 332	640 332
Outer . . . . .	2124 518	2124 518	2124 518	2124 518
21-09-25 WASHER, Bearing . . . . .	631 877	-----	-----	-----
21-09-29 RETAINER, Bearing, w/o 426 cu. in. Engine, Hemispherical . . . . .	2124 945	2124 945	2124 945	2124 945
w/426 cu. in. Engine, Hemispherical	-----	-----	2538 197	-----
21-09-30 OIL SEAL, Pinion, w/o 426 cu. in. Engine, Hemispherical . . . . .	1949 343	1949 343	1949 343	1949 343
w/426 cu. in. Engine, Hemispherical	-----	-----	2464 492	-----
21-09-31 SCREW, Retainer (★) . . . . .	1920 101	1920 101	1920 101	1920 101
21-09-33 GASKET, Bearing Retainer . . . . .	2124 499	2124 499	2124 499	2124 499
<b>21-10-0 TRANSMISSION MAIN DRIVE GEARS</b>				
21-10-3 GEAR, First Speed . . . . .	-----	-----	2464 018	2464 018
21-10-4 GEAR, First and Reverse, 28T., 34 Splines . . . . .	2124 561	2124 561	-----	-----
21-10-16 GEAR, Second Speed, 36T., 34T., w/o 426 cu. in. Engine, Hemispherical	-----	-----	*2464 017	*2464 017
24T., 24T. . . . .	2124 560	2124 560	-----	-----
36T., 34T., w/426 cu. in. Engine, Hemispherical . . . . .	-----	-----	E2538 075	-----
36T., 34T., w/426 cu. in. Hemispherical	-----	-----	E2538 075	-----
21-10-31 GEAR, Third Speed, w/o 426 cu. in. Engine, Hemispherical . . . . .	-----	-----	2464 016	2464 016
w/426 cu. in. Engine, Hemispherical	-----	-----	2538 202	-----
<b>21-11-0 TRANSMISSION REVERSE IDLER GEAR</b>				
21-11-1 GEAR, 14T. . . . .	2124 562	2124 562	-----	-----
22T. . . . .	-----	-----	2464 073	2464 073
21-11-2 ROLLER, Bearing (22) . . . . .	666 927	666 927	-----	-----
21-11-9 WASHER (2) . . . . .	2204 978	2204 978	-----	-----

TYPE LETTERS Indicate: V - Valiant R - Belvedere P - Plymouth C - Chrysler  
 L - Dart W - Coronet D - Dodge Y - Imperial

★Indicates use as required. Numerals in parentheses ( ) refer to notes. Printed in U.S.A.  
 □Indicates parts not listed in any previous parts book. Prices and specifications subject to change without notice.  
 March 1966 Supersedes May 1965. Page 21-16 \* Indicates change or addition.



## MANUAL TRANSMISSION

NOTE: All quantities are one (1) unless otherwise indicated in parenthesis.

TRANSMISSION	2464 094	2464 098	2464 641	2464 261
	3 Speed A745	3 Speed A745	4 Speed A833	4 Speed A833
<b>21-12-O TRANSMISSION REVERSE IDLER GEAR SHAFT</b>				
21-12-1 SHAFT . . . . .	1635 290	1635 290	2464 023	2464 023
21-12-2 KEY . . . . .	1635 293	1635 293	1635 293	1635 293
<b>21-14-O TRANSMISSION CLUTCH GEAR</b>				
21-14-1 SYNCHRONIZER UNIT, First, Second and Reverse . . . . .	-----	-----	2464 033	2464 033
Third and Direct . . . . .	-----	-----	2464 026	2464 026
21-14-5 GEAR, 24T., 32T. . . . .	2204 666	2204 666		
21-14-6 SLEEVE . . . . .	2124 387	2124 387	-----	-----
21-14-15 SPRING, Synchronizer Stop Ring . . (4) . . . . .	2408 164	2408 164	-----	-----
	-----	-----	2464 674	2464 674
21-14-19 RING, Synchronizer Stop, Outer, (2). Inner (2) . . . . .	2464 836	2464 836	-----	-----
(4) . . . . .	2124 472	2124 472	-----	-----
	-----	-----	2464 029	2464 029
21-14-20 SNAP RING . . . . .	2205 192	2205 192	-----	-----
First and Second . . . . .	-----	-----	6024 131	6024 131
Third and Direct . . . . .	-----	-----	6024 131	6024 131
21-14-21 SHIM, Synchronizer (★) . . . . .	2464 724	2464 724	-----	-----
<b>21-15-O TRANSMISSION COUNTERSHAFT GEAR</b>				
21-15-2 GEAR, 33T., 25T., 17T., 13T . . . . 31T., 27T., 23T., 17T., 17T., 9 1/32" lgh., w/o 426 cu. in. Engine, Hemispherical . . . . .	2124 386	-----	-----	-----
27T., 24T., 23T., 17T., 17T., 9 1/32" lgh., w/426 cu. in. Engine, Hemispherical 31T., 25T., 17T., 13T. . . . .	-----	-----	2464 011	2464 011
	-----	-----	2538 195	-----
	-----	2124 384	-----	-----
21-15-33 WASHER, Thrust (2) . . . . .	2124 505	2124 505	2464 670	2464 670
<b>21-16-O TRANSMISSION MAIN SHAFT</b>				
21-16-3 SHAFT, 32, 34, 23, Splines, 25 1/4" lgh. . . . .	2408 041	2408 041	-----	-----
23, 40, 40, Splines, 27 13/32" lgh.	-----	-----	2464 035	2464 035
<b>21-17-O TRANSMISSION MAIN SHAFT PILOT BEARING</b>				
21-17-2 ROLLER (★) . . . . .	1949 834	1949 834	1949 834	1949 834
21-17-7 SNAP RING, Roller . . . . .	862 173	862 173	6024 130	6024 130

TYPE LETTERS Indicate:

V - Valiant  
L - DartR - Belvedere  
W - CoronetP - Plymouth  
D - DodgeC - Chrysler  
Y - Imperial

★Indicates use as required.

ⓔIndicates parts not listed in any previous parts book.

\* Indicates change or addition.

Numerals in parentheses ( ) refer to notes.

Printed in U.S.A.

Prices and specifications subject to change without notice.

March 1966 Supersedes May 1965.

MANUAL TRANSMISSION

NOTE: All quantities are one (1) unless otherwise indicated in parenthesis.

TRANSMISSION	2464 094	2464 098	2464 641	2464 261
	3 Speed A745	3 Speed A745	4 Speed A833	4 Speed A833
<b>21-19-0 TRANSMISSION MAIN SHAFT BEARING</b>				
21-19-2 BEARING . . . . .	620 521	620 521	620 521	620 521
21-19-15 SNAP RING, Inner, .088" thk. (★)	631 823	631 823	631 823	631 823
Inner, .091" thk. (★) . . . . .	631 824	631 824	631 824	631 824
Inner, .095" thk. (★) . . . . .	631 825	631 825	631 825	631 825
Inner, .097" thk. (★) . . . . .	640 332	640 332	640 332	640 332
Outer, .087" thk. (★) . . . . .	2124 508	2124 508	-----	-----
Outer, .090" thk. (★) . . . . .	2124 509	2124 509	-----	-----
Outer, .093" thk. (★) . . . . .	2124 510	2124 510	-----	-----
Outer, .096" thk. (★) . . . . .	2124 511	2124 511	-----	-----
Outer (★) . . . . .	-----	-----	6024 125	6024 125
<b>21-22-0 TRANSMISSION MAIN SHAFT BEARING OIL SEAL</b>				
21-22-2 OIL SEAL . . . . .	2205 080	2205 080	2205 080	2205 080
<b>21-24-0 TRANSMISSION COUNTERSHAFT</b>				
21-24-2 COUNTERSHAFT . . . . .	2124 393	2124 393	2464 012	2464 012
21-24-19 PLATE or WASHER, Roller Thrust	2124 474	2124 474	-----	-----
21-24-22 KEY . . . . .	1635 293	1635 293	1635 293	1635 293
<b>21-25-0 TRANSMISSION COUNTERSHAFT BEARING</b>				
21-25-2 ROLLER (88) . . . . .	2124 502	2124 502	-----	-----
(76) . . . . .	-----	-----	2464 744	2464 744
21-25-4 SPACER . . . . .	2124 473	2124 473	2464 013	2464 013
21-25-6 WASHER or RING, Roller Thrust (4)	2124 506	2124 506	2464 743	2464 743
<b>21-29-0 TRANSMISSION CASE COVER OR HOUSING</b>				
21-29-3 COVER . . . . .	2124 465	2124 465	-----	-----
HOUSING, w/o 426 cu. in. Engine,	-----	-----	2464 001	2464 001
Hemispherical . . . . .	-----	-----	*2464 001	-----
w/426 cu. in. Engine, Hemispherical	-----	-----	-----	-----
21-29-25 GASKET, Cover . . . . .	2124 466	2124 466	-----	-----
HOUSING . . . . .	-----	-----	2464 037	2464 037
21-29-33 BOLT, Housing (8) . . . . .	-----	-----	6024 457	6024 457
<b>21-34-0 TRANSMISSION GEARSHIFT RAIL</b>				
21-34-42 PIN, Interlock . . . . .	1949 356	1949 356	2464 046	2464 046
21-34-44 PLUG, Reverse Lever Detent . . .	-----	-----	1139 153	1139 153
21-34-45 SLEEVE, Interlock . . . . .	1949 355	1949 355	2464 045	2464 045
21-34-46 GASKET, Reverse Lever Detent Plug	-----	-----	1302 807	1302 807

TYPE LETTERS Indicate: V - Valiant R - Belvedere P - Plymouth C - Chrysler  
L - Dart W - Coronet D - Dodge Y - Imperial

★Indicates use as required. Numerals in parentheses ( ) refer to notes. Printed in U.S.A.  
◻Indicates parts not listed in any previous parts book. Prices and specifications subject to change without notice.  
March 1966 Supersedes May 1965. Page 21-18 \* Indicates change or addition.

MANUAL TRANSMISSION

NOTE: All quantities are one (1) unless otherwise indicated in parenthesis.

TRANSMISSION	2464 094	2464 098	2464 641	2464 261
	3 Speed A745	3 Speed A745	4 Speed A833	4 Speed A833
<b>21-34-O TRANSMISSION GEARSHIFT RAIL - Cont'd</b>				
21-34-47 SPRING, Interlock Ball . . . . .	2205 131	2205 131	2464 047	2464 047
21-34-51 RETAINER, Reverse Lever Detent Spring . . . . .	-----	-----	2464 052	2464 052
21-34-53 GASKET, Retainer . . . . .	-----	-----	2464 053	2464 053
Reverse Lever Detent Ball . . . . .	-----	-----	2466 457	2466 457
<b>21-39-O TRANSMISSION GEARSHIFT FORK</b>				
21-39-3 FORK, Low and Reverse . . . . .	2124 463	2124 463	-----	-----
Second and Direct . . . . .	2124 462	2124 462	-----	-----
Low and Second . . . . .	-----	-----	*2538 421	*2538 421
Third and Direct . . . . .	-----	-----	*2466 961	*2466 961
Reverse . . . . .	-----	-----	2464 051	2464 051
<b>21-42-O TRANSMISSION REMOTE CONTROL GEARSHIFT</b>				
21-42-11 LEVER, Low and Reverse . . . . .	2124 523	2124 523	-----	-----
Second and Direct . . . . .	2124 494	2124 494	-----	-----
Low and Second, Stamped "A" . . . . .	-----	-----	*2464 041	*2464 041
Stamped "B" . . . . .	-----	-----	E2466 214	E2466 214
Stamped "C" . . . . .	-----	-----	E2466 215	2466 215
Third and Direct . . . . .	-----	-----	2464 038	2464 038
Reverse . . . . .	-----	-----	2464 048	2464 048
21-42-16 PIN, Shaft (2) . . . . .	6022 161	6022 161	6022 161	6022 161
21-42-23 LEVER, Operating, Second and Direct Low and Reverse, P1 Police and Taxi, Two Piece Interlock Type . . . . .	-----	2208 160	-----	-----
Low and Reverse, P1 Police and Taxi, One Piece Interlock Type . . . . .	*2466 748	-----	-----	-----
Low and Reverse, R2, W2, w/273 and 318 cu.in. Engine, w/GROMMET, Two Piece Interlock Type . . . . .	*2538 016	-----	-----	-----
Low and Reverse, R2, W2, w/273 and 318 cu.in. Engine, One Piece Interlock Type . . . . .	*2464 378	-----	-----	-----
Low and Reverse, R2, W2, w/273 and 318 cu.in. Engine, One Piece Interlock Type . . . . .	*2538 019	-----	-----	-----
Low and Reverse, R2, W2, w/273 and 318 cu.in. Engine, w/o Grommet, Two Piece Interlock Type . . . . .	*2464 379	-----	-----	-----
Low and Reverse, R2, W2, w/273 and 318 cu.in. Engine, One Piece Interlock Type . . . . .	E2538 017	-----	-----	-----
Low and Reverse, R1, W1, Police and Taxi, Two Piece Interlock Type . . . . .	*2464 379	-----	-----	-----
Low and Reverse, R1, W1, Police and Taxi, One Piece Interlock Type . . . . .	E2538 017	-----	-----	-----
Low and Reverse, P2 w/318 cu.in. Engine, w/GROMMET, Two Piece Interlock Type . . . . .	*2466 747	-----	-----	-----

TYPE LETTERS Indicate: V - Valiant R - Belvedere P - Plymouth C - Chrysler  
L - Dart W - Coronet D - Dodge Y - Imperial

★Indicates use as required. Numerals in parentheses ( ) refer to notes. Printed in U.S.A.  
 ☐Indicates parts not listed in any previous parts book. Prices and specifications subject to change without notice.  
 \* Indicates change or addition. Page 21-19 March 1966 Supersedes May 1965.

**MANUAL TRANSMISSION**

NOTE: All quantities are one (1) unless otherwise indicated in parenthesis.

TRANSMISSION	2464 094	2464 098	2464 641	2464 261
	3 Speed A745	3 Speed A745	4 Speed A833	4 Speed A833
<b>21-42-0 TRANSMISSION REMOTE CONTROL GEARSHIFT - Cont'd</b>				
21-42-23 LEVER - Cont'd				
Low and Reverse, P2, D2-L, w/318 cu.in. Engine, One Piece Interlock Type . . . . .	*2538 018	-----	-----	-----
Low and Reverse, P2 w/318 cu.in. Engine, w/o Grommet, Two Piece Interlock Type . . . . .	*2466 748	-----	-----	-----
Low and Reverse, P2, w/318 cu.in. Engine, One Piece Interlock Type . . . . .	*2538 016	-----	-----	-----
Low and Reverse, R2, W2, w/361 and 383 cu.in. Engine, Two Piece Interlock Type . . . . .	-----	*2464 379	-----	-----
Low and Reverse, R2, W2, w/361 and 383 cu.in. Engine, One Piece Interlock Type . . . . .	-----	E2538 017	-----	-----
Low and Reverse, P2, D2, w/383 cu.in. Engine, Two Piece Interlock Type . . . . .	-----	*2466 748	-----	-----
Low and Reverse, P2, D2, w/383 cu.in. Engine, One Piece Interlock Type . . . . .	-----	*2538 016	-----	-----
Low and Reverse, C2, w/383 and 413 cu.in. Engine, Two Piece Interlock Type . . . . .	-----	*2466 748	-----	-----
Low and Reverse, C2, w/383 and 413 cu.in. Engine, One Piece Interlock Type . . . . .	-----	*2538 016	-----	-----
Low and Reverse, C1 w/383 cu.in. Engine, Two Piece Interlock Type . . . . .	-----	*2466 748	-----	-----
Low and Reverse, C1 w/383 cu.in. Engine, One Piece Interlock Type . . . . .	-----	*2538 016	-----	-----
Second and Direct, W1, R1, P1, Police and Taxi . . . . .	2208 160	-----	-----	-----
Second and Direct, R2, W2, w/273 and 318 cu.in. Engine, P2 w/318 cu.in. Engine . . . . .	2208 160	-----	-----	-----
Interlock, R1, W1, P1, w/225 cu.in. Engine, Police and Taxi . . . . .	2400 716	-----	-----	-----
Low and Second . . . . .	-----	-----	2464 056	2464 056
Third and Direct . . . . .	-----	-----	2464 055	2464 055
Reverse . . . . .	-----	-----	2464 057	2464 057
CLIP, Interlock Lever, Police and Taxi (2) . . . . .	6025 071	-----	-----	-----
CLIP, Interlock Lever . . . . .	*6025 071	*6025 071	-----	-----
21-42-25 WASHER, Interlock Lever Spring, Police and Taxi . . . . .	6023 596	-----	-----	-----
Interlock Lever Spring . . . . .	E6026 239	E6026 239	-----	-----
21-42-28 PIN, Low and Reverse Interlock Pivot Police and Taxi . . . . .	2400 568	-----	-----	-----
Low and Reverse Interlock Pivot . . . . .	E2538 013	E2538 013	-----	-----

TYPE LETTERS Indicate: V - Valiant R - Belvedere P - Plymouth C - Chrysler  
L - Dart W - Coronet D - Dodge Y - Imperial

★Indicates use as required. Numerals in parentheses ( ) refer to notes. Printed in U.S.A.  
 EIndicates parts not listed in any previous parts book. Prices and specifications subject to change without notice.  
 March 1966 Supersedes May 1965. \* Indicates change or addition.

**MANUAL TRANSMISSION**

NOTE: All quantities are one (1) unless otherwise indicated in parenthesis.

TRANSMISSION	2464 094	2464 098	2464 641	2464 261
	3 Speed A745	3 Speed A745	4 Speed A833	4 Speed A833

**21-42-O TRANSMISSION REMOTE CONTROL GEARSHIFT - Cont'd**

21-42-29	PAWL, Low and Reverse Interlock Lever, Police and Taxi . . . . .	2400 715	-----	-----	-----
	Low and Reverse Interlock Lever	E2538 014	E2538 014	-----	-----
21-42-31	SEAL, Gearshift Lever Shaft (★) . .	-----	1949 350	1536 267	1536 267
21-42-42	BUSHING, Operating Lever Grommet (2) . . . . .	1676 200	*1676 200	-----	-----
21-42-43	GROMMET, Operating Lever (2) . .	1941 699	*1941 699	-----	-----

NOTE: All quantities are one (1) unless otherwise indicated in parenthesis.

TRANSMISSION	2466 163	2466 161
	3 Speed A903	3 Speed A903

**21-01-O TRANSMISSION SETS OR PACKAGES**

21-01-3	GASKET SET . . . . .	2275 896	2196 062
---------	----------------------	----------	----------

**21-02-O TRANSMISSION VENT**

21-02-6	VENT . . . . .	1139 204	1139 204
---------	----------------	----------	----------

**21-03-O TRANSMISSION CASE**

21-03-1	CASE . . . . .	2464 915	2464 915
21-03-24	PLUG, Back-Up Light Switch Hole . . . . .	1139 153	1139 153
21-03-25	GASKET . . . . .	1302 807	1302 807

**21-04-O TRANSMISSION CASE EXTENSION**

21-04-1	EXTENSION . . . . .	2400 737	2400 738
21-04-2	GASKET . . . . .	1949 361	1949 361
21-04-11	BUSHING, Extension . . . . .	1941 887	2124 607

**21-09-O TRANSMISSION MAIN DRIVE PINION**

21-09-2	PINION, 21T., 18T., 23 Splines, 10 1/2" lgh., w/225 cu. in. Engine . . . . .	2204 944	2204 944
21-09-5	BEARING, w/Snap RING . . . . .	1633 718	1633 718
21-09-19	SLINGER, Bearing Oil . . . . .	1633 669	1633 669
21-09-23	SNAP RING, Bearing, .088" thk. (★) . . . . .	631 823	631 823
	.091" thk. (★) . . . . .	631 824	631 824
	.094" thk. (★) . . . . .	631 825	631 825
	.097" thk. (★) . . . . .	640 332	640 332
21-09-25	WASHER, Bearing . . . . .	631 877	631 877
21-09-29	RETAINER, Bearing . . . . .	2204 491	2204 491
21-09-30	OIL SEAL, Pinion . . . . .	1949 343	1949 343
21-09-31	SCREW, Retainer (★) . . . . .	1920 101	1920 101
21-09-33	GASKET, Bearing Retainer . . . . .	672 709	672 709

TYPE LETTERS Indicate:	V - Valiant L - Dart	R - Belvedere W - Coronet	P - Plymouth D - Dodge	C - Chrysler Y - Imperial
------------------------	-------------------------	------------------------------	---------------------------	------------------------------

★Indicates use as required. Numerals in parentheses ( ) refer to notes. Printed in U.S.A.  
 ⓂIndicates parts not listed in any previous parts book. Prices and specifications subject to change without notice.  
 \* Indicates change or addition. March 1966 Supersedes May 1965.

MANUAL TRANSMISSION

NOTE: All quantities are one (1) unless otherwise indicated in parenthesis.

TRANSMISSION	2466 163	2466 161
	3 Speed A903	3 Speed A903
<b>21-10-O TRANSMISSION MAIN DRIVE GEARS</b>		
21-10-4 GEAR, First and Reverse, 29T., 32 Splines . . . . .	2464 578	2464 578
21-10-16 GEAR, Second Speed, 24T., 24T . . . . .	2538 066	2538 066*
<b>21-11-O TRANSMISSION REVERSE IDLER GEAR</b>		
21-11-1 GEAR, 15T . . . . .	1853 695	1853 695
21-11-2 ROLLER, Bearing (2) . . . . .	666 927	666 927
21-11-9 WASHER (2) . . . . .	666 924	666 924
<b>21-12-O TRANSMISSION REVERSE IDLER GEAR SHAFT</b>		
21-12-1 SHAFT . . . . .	1635 290	1635 290
21-12-2 KEY . . . . .	1635 293	1635 293
<b>21-14-O TRANSMISSION CLUTCH GEAR</b>		
21-14-5 GEAR, 24T., 32T . . . . .	2204 619	2204 619
21-14-6 SLEEVE . . . . .	1676 197	1676 197
21-14-15 SPRING, Synchronizer Stop Ring . . . . .	2408 163	2408 163
21-14-19 RING, Synchronizer Stop, Outer (2) . . . . .	2464 839	2464 839
Inner (2) . . . . .	2400 533	2400 533
21-14-20 SNAP RING . . . . .	2205 192	2205 192
21-14-21 SHIM, Synchronizer (★) . . . . .	2464 724	2464 724
<b>21-15-O TRANSMISSION COUNTERSHAFT GEAR</b>		
21-15-2 GEAR, 33T., 24T., 18T., 14T., 6 25/32" lgh. . . . .	2538 068	2538 068
21-15-33 WASHER, Thrust (2) . . . . .	1633 763	1633 763
<b>21-16-O TRANSMISSION MAIN SHAFT</b>		
21-16-3 SHAFT, 32, 32, 23, Splines, 25 1/2" lgh. . . . .	2204 616	2400 390
<b>21-17-O TRANSMISSION MAIN SHAFT PILOT BEARING</b>		
21-17-2 ROLLER (★) . . . . .	1949 834	1949 834
21-17-7 SNAP RING, Roller . . . . .	601 108	601 108
<b>21-19-O TRANSMISSION MAIN SHAFT BEARING</b>		
21-19-2 BEARING . . . . .	1633 718	1633 718
21-19-15 SNAP RING, Inner, .088" thk. (★) . . . . .	631 823	631 823
Inner, .091" thk. (★) . . . . .	631 824	631 824
Inner, .095" thk. (★) . . . . .	631 825	631 825
Inner, .097" thk. (★) . . . . .	640 332	640 332
Outer, .086" thk. (★) . . . . .	640 280	640 280
Outer, .089" thk. (★) . . . . .	631 809	631 809
Outer, .092" thk. (★) . . . . .	631 810	631 810
Outer, .095" thk. (★) . . . . .	640 331	640 331

TYPE LETTERS indicate: V - Valiant R - Belvedere P - Plymouth C - Chrysler  
 L - Dart W - Coronet D - Dodge Y - Imperial

★Indicates use as required. Numerals in parentheses ( ) refer to notes. Printed in U.S.A.  
 □Indicates parts not listed in any previous parts book. Prices and specifications subject to change without notice.  
 March 1966 Supersedes Mav 1965. \* Indicates change or addition.

**MANUAL TRANSMISSION**

NOTE: All quantities are one (1) unless otherwise indicated in parenthesis.

TRANSMISSION		2466 163 3 Speed A903	2466 161 3 Speed A903
<b>21-22-O TRANSMISSION MAIN SHAFT BEARING OIL SEAL</b>			
21-22-2	OIL SEAL . . . . .	1854 449	1942 401
<b>21-24-O TRANSMISSION COUNTERSHAFT</b>			
21-24-2	COUNTERSHAFT . . . . .	1635 282	1635 282
21-24-22	KEY . . . . .	1635 293	1635 293
<b>21-25-O TRANSMISSION COUNTERSHAFT BEARING</b>			
21-25-2	ROLLER (44) . . . . .	666 927	666 927
21-25-4	SPACER . . . . .	697 812	697 812
21-25-6	WASHER or RING, Roller Thrust (2) . . . . .	1630 878	1630 878
<b>21-29-O TRANSMISSION CASE COVER</b>			
21-29-3	COVER . . . . .	1949 345	1949 345
21-29-25	GASKET, Cover . . . . .	1949 346	1949 346
<b>21-34-O TRANSMISSION GEARSHIFT RAIL</b>			
21-34-42	PIN, Interlock . . . . .	1949 356	1949 356
21-34-45	SLEEVE, Interlock . . . . .	1949 355	1949 355
21-34-47	SPRING, Interlock Ball . . . . .	2205 131	2205 131
<b>21-39-O TRANSMISSION GEARSHIFT FORK</b>			
21-39-3	FORK, Low and Reverse . . . . .	1949 351	1949 351
	Second and Direct . . . . .	2125 059	2125 059
<b>21-42-O TRANSMISSION REMOTE CONTROL GEARSHIFT</b>			
21-42-11	LEVER, Low and Reverse . . . . .	1949 347	1949 347
	Second and Direct . . . . .	1949 352	1949 352
21-42-16	PIN, Shaft (2) . . . . .	6022 161	6022 161
21-42-23	LEVER, Operating, Second and Direct . . . . .	2208 160	2464 376
	Low and Reverse, R1, W1 . . . . .	2464 378	----
	Low and Reverse, P1 . . . . .	2466 747	----
	Low and Reverse . . . . .	----	*2464 374
21-42-31	SEAL, Gearshift Lever (2) . . . . .	1949 350	1949 350
21-42-42	BUSHING, Operating Lever Grommet (2) . . . . .	1676 200	1676 200
21-42-43	GROMMET, Operating Lever (2) . . . . .	1941 699	1941 699

TYPE LETTERS indicate: V - Valiant R - Belvedere P - Plymouth C - Chrysler  
 L - Dart W - Coronet D - Dodge Y - Imperial

★ Indicates use as required. Numerals in parentheses ( ) refer to notes. Printed in U.S.A.  
 □ Indicates parts not listed in any previous parts book. Prices and specifications subject to change without notice.  
 \* Indicates change or addition. March 1966 Supersedes May 1965.

**MANUAL TRANSMISSION**

NOTE: All quantities are one (1) unless otherwise indicated in parenthesis.

TRANSMISSION		2466 160 3 Speed A903
<b>21-01-0 TRANSMISSION SETS OR PACKAGES</b>		
21-01-3	GASKET SET . . . . .	*2196 062
<b>21-02-0 TRANSMISSION VENT</b>		
21-02-6	VENT . . . . .	*1139 204
<b>21-03-0 TRANSMISSION CASE</b>		
21-03-1	CASE . . . . .	*2464 915
21-03-24	PLUG, Back-Up Light Switch Hole . . . . .	*1139 153
21-03-25	GASKET . . . . .	*1302 807
<b>21-04-0 TRANSMISSION CASE EXTENSION</b>		
21-04-1	EXTENSION . . . . .	*2400 738
21-04-2	GASKET . . . . .	*1949 361
21-04-11	BUSHING, Extension . . . . .	*2124 607
<b>21-09-0 TRANSMISSION MAIN DRIVE PINION</b>		
21-09-2	PINION, 24T., 17T., 23 Splines, 10 1/2" lgh. . . . .	*2204 554
21-09-5	BEARING, w/Snap RING . . . . .	*1633 718
21-09-19	SLINGER, Bearing Oil . . . . .	*1633 669
21-09-23	SNAP RING, Bearing, .088" thk. (★) . . . . .	* 631 823
	.091" thk. (★) . . . . .	* 631 824
	.094" thk. (★) . . . . .	* 631 825
	.097" thk. (★) . . . . .	* 640 332
21-09-25	WASHER, Bearing . . . . .	* 631 877
21-09-29	RETAINER, Bearing . . . . .	*2204 491
21-09-30	OIL SEAL, Pinion . . . . .	*1949 343
21-09-31	SCREW, Retainer (★) . . . . .	*1920 101
21-09-33	GASKET, Bearing Retainer . . . . .	* 672 709
<b>21-10-0 TRANSMISSION MAIN DRIVE GEAR</b>		
21-10-4	GEAR, Sliding, First and Reverse, 29T., 32 Splines . . . . .	*2464 578
21-10-16	GEAR, Second Speed, 23T., 24T. . . . .	*2538 067

TYPE LETTERS Indicate: V - Valiant R - Belvedere P - Plymouth C - Chrysler  
L - Dart W - Coronet D - Dodge Y - Imperial

★Indicates use as required. Numerals in parentheses ( ) refer to notes. Printed in U.S.A.  
 ☒Indicates parts not listed in any previous parts book. Prices and specifications subject to change without notice.  
 March 1966 Supersedes May 1965. \* Indicates change or addition.



**MANUAL TRANSMISSION**

NOTE: All quantities are one (1) unless otherwise indicated in parenthesis.

TRANSMISSION		2466 160 3 Speed A903
<b>21-11-O TRANSMISSION REVERSE IDLER GEAR</b>		
21-11-1	GEAR, 15T. . . . .	*1853 695
21-11-2	ROLLER, Bearing (22) . . . . .	* 666 927
21-11-9	WASHER (2) . . . . .	* 666 924
<b>21-12-O TRANSMISSION REVERSE IDLER GEAR SHAFT</b>		
21-12-1	SHAFT . . . . .	*1635 290
21-12-2	KEY . . . . .	*1635 293
<b>21-14-O TRANSMISSION CLUTCH GEAR</b>		
21-14-5	GEAR, 24T., 32T. . . . .	*2204 619
21-14-6	SLEEVE . . . . .	*1676 197
21-14-15	SPRING, Synchronizer Stop Ring . . . . .	*2408 163
21-14-19	RING, Synchronizer Stop, Outer (2) . . . . .	*2464 839
	Inner (2) . . . . .	*2400 533
21-14-20	SNAP RING . . . . .	*2205 192
21-14-21	SHIM, Synchronizer (★) . . . . .	*2464 724
<b>21-15-O TRANSMISSION COUNTERSHAFT GEAR</b>		
21-15-2	GEAR, 34T., 25T., 18T., 14T. . . . .	*2538 069
21-15-33	WASHER, Thrust (2) . . . . .	*1663 763
<b>21-16-O TRANSMISSION MAIN SHAFT</b>		
21-16-3	SHAFT, 32, 32, 23, Splines 22 1/4" lgh. . . . .	*2400 390
<b>21-17-O TRANSMISSION MAIN SHAFT PILOT BEARING</b>		
21-17-2	ROLLER (★) . . . . .	*1949 834
21-17-7	SNAP RING, Roller . . . . .	* 601 108
<b>21-19-O TRANSMISSION MAIN SHAFT BEARING</b>		
21-19-2	BEARING . . . . .	*1633 718
21-19-15	SNAP RING, Inner,	
	.088" thk. (★) . . . . .	* 631 823
	.091" thk. (★) . . . . .	* 631 824
	.095" thk. (★) . . . . .	* 631 825
	.097" thk. (★) . . . . .	* 640 332
	Outer, .086" thk. (★) . . . . .	* 640 280
	.089" thk. (★) . . . . .	* 631 809
	.092" thk. (★) . . . . .	* 631 810
	.095" thk. (★) . . . . .	* 640 331

TYPE LETTERS Indicate: V - Valiant R - Belvedere P - Plymouth C - Chrysler  
 L - Dart W - Coronet D - Dodge Y - Imperial

★Indicates use as required. Numerals in parentheses ( ) refer to notes. Printed in U.S.A.  
 □Indicates parts not listed in any previous parts book. Prices and specifications subject to change without notice.  
 \* Indicates change or addition. March 1966.

**MANUAL TRANSMISSION**

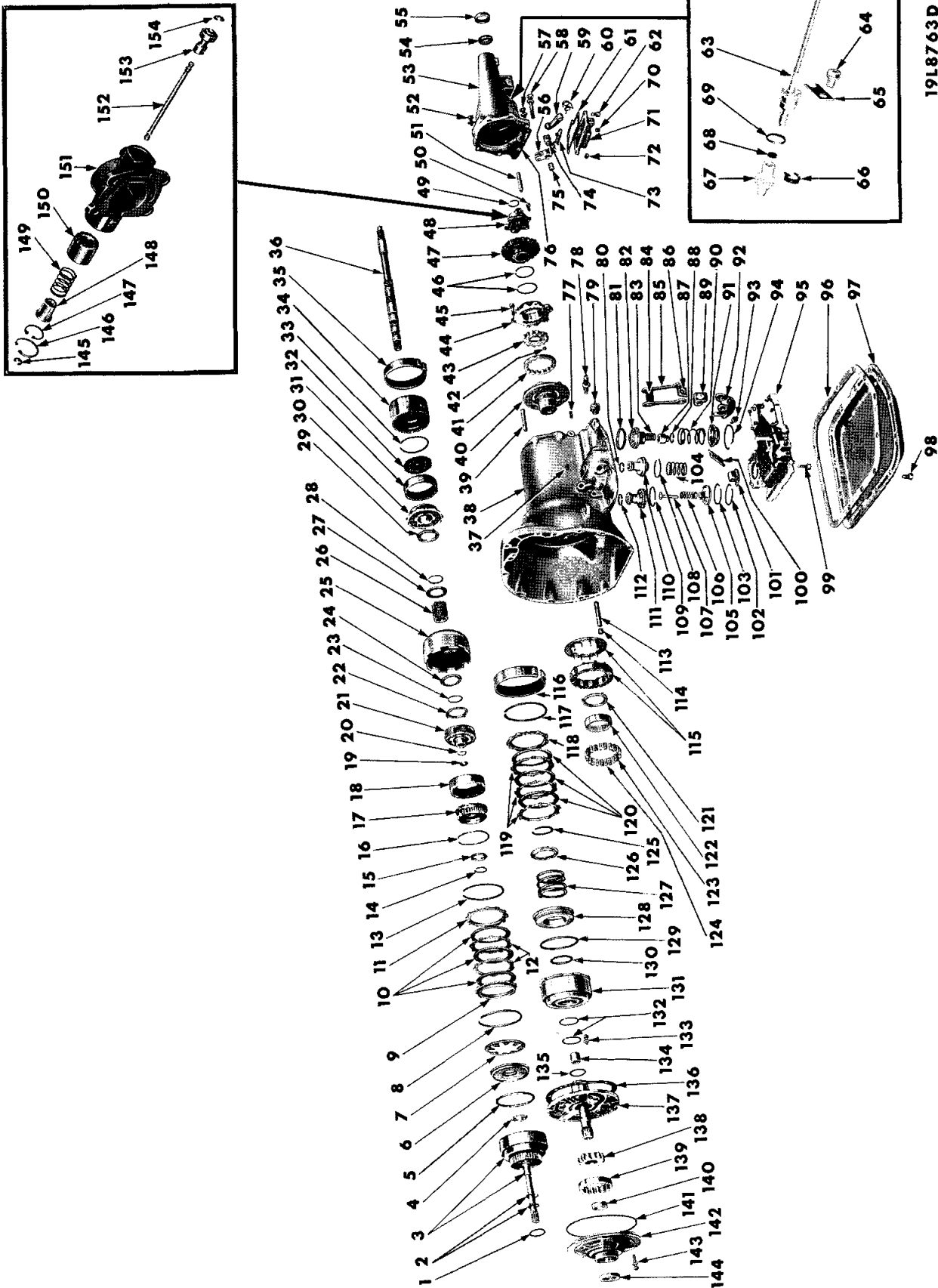
NOTE: All quantities are one (1) unless otherwise indicated in parenthesis.

TRANSMISSION	2466 160 3 Speed A903
<b>21-22-0 TRANSMISSION MAIN SHAFT BEARING OIL SEAL</b>	
21-22-2 OIL SEAL . . . . .	*1942 401
<b>21-24-0 TRANSMISSION COUNTERSHAFT</b>	
21-24-2 COUNTERSHAFT . . . . .	*1635 282
21-24-22 KEY . . . . .	*1635 293
<b>21-25-0 TRANSMISSION COUNTERSHAFT BEARING</b>	
21-25-2 ROLLER (44) . . . . .	* 666 927
21-25-4 SPACER . . . . .	* 697 812
21-25-6 WASHER or RING, Roller Thrust (2) . . . . .	*1630 878
<b>21-29-0 TRANSMISSION CASE COVER OR HOUSING</b>	
21-29-3 COVER . . . . .	*1949 345
21-29-25 GASKET, Cover . . . . .	*1949 346
<b>21-34-0 TRANSMISSION GEARSHIFT RAIL</b>	
21-34-42 PIN, Interlock . . . . .	*1949 356
21-34-45 SLEEVE, Interlock . . . . .	*1949 355
21-34-47 SPRING, Interlock Ball . . . . .	*2205 131
<b>21-39-0 TRANSMISSION GEARSHIFT FORK - Cont'd</b>	
21-39-3 FORK, Low and Reverse . . . . .	*1949 351
Second and Direct . . . . .	*2125 059
<b>21-42-0 TRANSMISSION REMOTE CONTROL GEARSHIFT</b>	
21-42-11 LEVER, Low and Reverse . . . . .	*1949 347
Second and Direct . . . . .	*1949 352
21-42-16 PIN, Shaft (2) . . . . .	*6022 161
21-42-23 LEVER, Operating, Low and Reverse . . . . .	*2464 374
Second and Direct . . . . .	*2464 376
21-42-31 SEAL, Gearshift Lever Shaft (2) . . . . .	*1949 350
21-42-42 BUSHING, Operating Lever Grommet (2) . . . . .	*1676 200
21-42-43 GROMMET, Operating Lever (2) . . . . .	*1941 699

TYPE LETTERS indicate: V - Valiant R - Belvedere P - Plymouth C - Chrysler  
L - Dart W - Coronet D - Dodge Y - Imperial

\*Indicates use as required. Numerals in parentheses ( ) refer to notes. Printed in U.S.A.  
 †Indicates parts not listed in any previous parts book. Prices and specifications subject to change without notice.  
 March 1966. Page 21-24B \* Indicates change or addition.





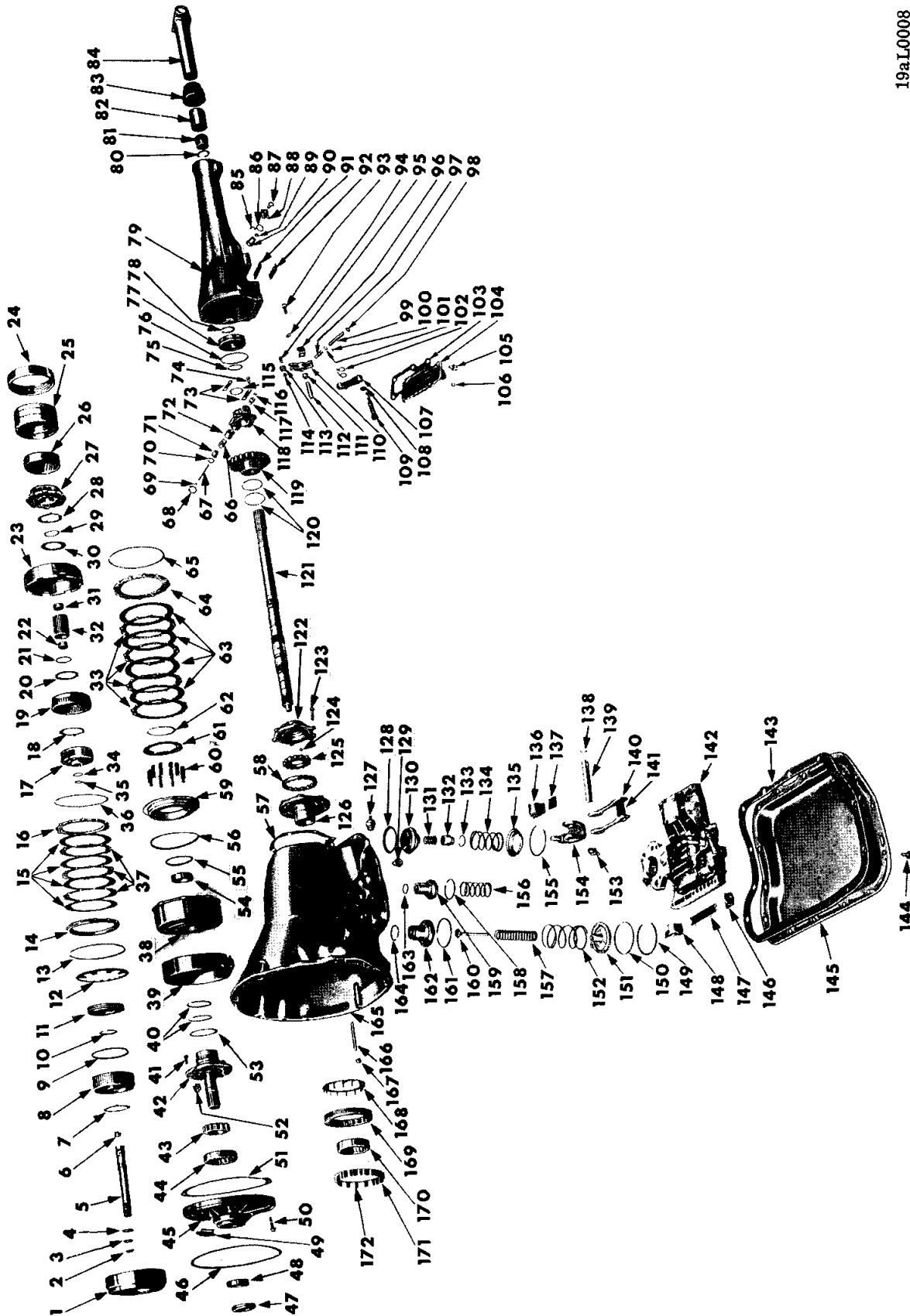
AUTOMATIC 3-SPEED TRANSMISSION - VALIANT V1-2, DART L1-2, BELVEDERE R1-2, PLYMOUTH P1,  
CORONET W1-2 (A904G AND A904LA)

AUTOMATIC 3-SPEED TRANSMISSION - VALIANT V1-2, DART L1-2, BELVEDERE R1-2, PLYMOUTH P1,  
CORONET W1-2 (A904G AND A904LA)

Ref. No.	Name	Part Type Code	Ref. No.	Name	Part Type Code
1	Washer . . . . .	21-133-65	78	Screw . . . . .	21-136-17
2	Ring . . . . .	21-129-7	79	Switch . . . . .	21-113-24
3	Shaft, Input . . . . .	21-129-5	80	Ring . . . . .	21-137-202
4	Seal . . . . .	21-133-17	81	Seal . . . . .	21-137-50
5	Seal . . . . .	21-133-17	82	Piston, Reverse . . . . .	21-137-35
6	Piston . . . . .	21-133-15	83	Spring . . . . .	21-137-41
7	Spring . . . . .	21-133-20	84	Anchor (Serviced in 21-136-44) . . . . .	
8	Snap Ring . . . . .	21-133-25	85	Link . . . . .	21-136-44
9	Plate . . . . .	21-133-39	86	Strut . . . . .	21-136-41
10	Disc . . . . .	21-133-36	87	Plug . . . . .	21-137-47
11	Plate . . . . .	21-133-38	88	Snap Ring . . . . .	21-137-44
12	Plate . . . . .	21-133-39	89	Lever, Short . . . . .	21-136-47
13	Snap Ring . . . . .	21-133-43	90	Spring . . . . .	21-137-53
14	Snap Ring . . . . .	21-134-40	91	Retainer . . . . .	21-137-56
15	Washer . . . . .	21-134-45	92	Lever, w/Stem . . . . .	21-136-47
16	Snap Ring . . . . .	21-134-40	93	Screw . . . . .	21-136-52
17	Support . . . . .	21-134-36	94	Snap Ring . . . . .	21-137-59
18	Gear . . . . .	21-134-38	95	Body, w/Transfer Plate . . . . .	21-139-4
19	Washer . . . . .	21-05-35	96	Gasket . . . . .	21-119-5
20	Snap Ring . . . . .	21-05-19	97	Pan . . . . .	21-119-3
21	Carrier, Front . . . . .	21-134-5	98	Screw . . . . .	21-119-3
22	Washer . . . . .	21-133-48	99	Screw . . . . .	
23	Ring . . . . .	21-133-46	100	Strut . . . . .	21-136-15
24	Plate . . . . .	21-133-47	101	Lever . . . . .	21-136-20
25	Shell . . . . .	21-133-42	102	Snap Ring . . . . .	21-137-19
26	Gear, Sun . . . . .	21-133-40	103	Ring . . . . .	21-137-8
27	Plate . . . . .	21-133-47	104	Spring . . . . .	21-137-205
28	Ring . . . . .	21-133-46	105	Guide . . . . .	21-137-13
29	Washer . . . . .	21-133-48	106	Spring . . . . .	21-137-22
30	Carrier, Rear . . . . .	21-134-5	107	Rod . . . . .	21-137-11
31	Gear . . . . .	21-134-38	108	Ring . . . . .	21-137-202
32	Support . . . . .	21-134-36	109	Ring . . . . .	21-137-8
33	Snap Ring . . . . .	21-134-40	110	Piston, Accumulator . . . . .	21-137-200
34	Drum, Reverse . . . . .	21-136-65	111	Piston, Kickdown . . . . .	21-137-5
35	Band, Reverse . . . . .	21-136-30	112	Ring . . . . .	21-137-8
36	Shaft, Output . . . . .	21-05-1	113	Shaft . . . . .	21-136-23
37	Seal . . . . .	21-139-47	114	Plug . . . . .	
38	Case . . . . .	21-03-1	115	Retainer and Cam . . . . .	21-136-228
39	Shaft . . . . .	21-136-49	116	Band, Kickdown . . . . .	21-136-5
40	Housing, Rear . . . . .	21-118-40	117	Snap Ring . . . . .	21-133-43
41	Rotor, Outer (Serviced in 21-118-6) . . . . .		118	Plate . . . . .	21-133-39
42	Ball . . . . .		119	Plate . . . . .	21-133-38
43	Rotor, Inner (Serviced in 21-118-6) . . . . .		120	Disc . . . . .	21-133-36
44	Cover . . . . .	21-118-53	121	Washer . . . . .	21-136-237
45	Screw . . . . .		122	Race . . . . .	21-136-232
46	Ring . . . . .	21-138-38	123	Spring . . . . .	21-136-236
47	Support . . . . .	21-138-10	124	Roller . . . . .	21-136-235
48	Housing (Serviced in 21-138-2) . . . . .		125	Snap Ring . . . . .	21-133-43
49	Snap Ring . . . . .	21-138-7	126	Retainer . . . . .	21-133-22
50	Screw . . . . .		127	Spring . . . . .	21-133-20
51	Shaft . . . . .	4-10-8	128	Piston . . . . .	21-133-15
52	Screw . . . . .	21-04-6	129	Seal . . . . .	21-133-17
53	Extension . . . . .	21-04-1	130	Seal . . . . .	21-133-17
54	Bearing . . . . .	21-04-11	131	Retainer, Front . . . . .	21-133-7
55	Oil Seal . . . . .	21-05-12	132	Ring . . . . .	21-129-13
56	Lever . . . . .	4-10-7	133	Screw . . . . .	
57	Screw . . . . .	21-04-6	134	Bushing . . . . .	21-129-23
58	Screw . . . . .	21-04-6	135	Washer . . . . .	21-133-65
59	Sprag . . . . .	4-10-10	136	Gasket . . . . .	21-129-24
60	Spring . . . . .	4-10-11	137	Shaft, Reacting, w/Support . . . . .	21-129-10
61	Gasket . . . . .	4-10-16	138	Rotor, Inner (Serviced in 21-118-6) . . . . .	
62	Screw . . . . .		139	Rotor, Outer (Serviced in 21-118-6) . . . . .	
63	Cable . . . . .	21-84-1	140	Bushing . . . . .	21-118-47
64	Screw . . . . .		141	Oil Seal . . . . .	21-118-45
65	Retainer . . . . .	21-84-7	142	Housing, Front . . . . .	21-118-40
66	Clip . . . . .	21-85-61	143	Screw . . . . .	21-118-55
67	Pinion . . . . .	21-85-5	144	Oil Seal . . . . .	21-118-42
68	Seal . . . . .	21-85-56	145	Snap Ring . . . . .	21-138-29
69	Seal . . . . .	21-84-28	146	Snap Ring . . . . .	21-138-19
70	Plug . . . . .		147	Snap Ring . . . . .	21-138-19
71	Cover . . . . .	4-10-15	148	Weight . . . . .	21-138-13
72	Plug . . . . .		149	Spring . . . . .	21-138-15
73	Adapter . . . . .	4-10-2	150	Weight . . . . .	21-138-13
74	Spacer . . . . .	4-10-9	151	Body (Serviced in 21-138-2) . . . . .	
75	Bearing . . . . .	4-10-19	152	Shaft . . . . .	21-138-26
76	Gasket . . . . .	21-04-2	153	Valve . . . . .	21-138-23
77	Pin . . . . .		154	Snap Ring . . . . .	21-138-29

PARTS INDICATED BY NAME ONLY - ORDER BY DESCRIPTION

19aL0008



AUTOMATIC 3-SPEED TRANSMISSION - PLYMOUTH P2, DODGE D2, CHRYSLER C1-2-3, IMPERIAL Y1, PLYMOUTH P1, CORONET W1 POLICE AND TAXI

AUTOMATIC 3-SPEED TRANSMISSION - PLYMOUTH P2, DODGE D2, CHRYSLER C1-2-3, IMPERIAL Y1,  
PLYMOUTH P1, CORONET W1 POLICE AND TAXI

Ref. No.	Name	Part Type Code	Ref. No.	Name	Part Type Code
1	Retainer, Rear Clutch	21-133-7	87	Bolt	
2	Ring	21-129-7	88	Clamp	21-84-7
3	Ring	21-129-7	89	Seal	21-85-56
4	Ring	21-133-25	90	Pinion	21-85-5
5	Shaft, Input	21-129-5	91	Gasket	21-04-2
6	Bushing	21-129-6	92	Cover	21-04-8
7	Washer	21-133-65	93	Screw	21-04-6
8	Retainer, Rear Clutch Piston	21-133-7	94	Plug	
9	Seal	21-133-17	95	Shaft (Serviced in 4-10-7)	
10	Seal	21-133-17	96	Spacer	4-10-9
11	Piston	21-133-15	97	Spring	4-10-3
12	Spring	21-133-20	98	Spring	4-10-3
13	Ring	21-133-25	99	Adapter	4-10-2
14	Plate	21-133-39	100	Pin	
15	Disc	21-133-36	101	Washer	4-10-4
16	Plate	21-133-39	102	Spring	4-10-11
17	Carrier	21-134-5	103	Gasket	4-10-16
18	Washer	21-134-30	104	Cover	4-10-15
19	Gear	21-134-38	105	Screw	
20	Washer	21-133-48	106	Plug	
21	Ring	21-133-46	107	Sprag	4-10-10
22	Bushing (Serviced in 21-133-40)		108	Washer	21-04-18
23	Shell	21-133-42	109	Screw	21-04-6
24	Band, Reverse	21-136-30	110	Lever	4-10-7
25	Drum, Reverse	21-136-65	111	Bearing (Serviced in 4-10-7)	
26	Gear	21-134-38	112	Shaft	4-10-8
27	Carrier	21-134-5	113	Roller	4-10-17
28	Washer	21-134-30	114	Bearing	4-10-19
29	Ring	21-133-46	115	Ring	21-138-7
30	Plate	21-133-47	116	Ring	21-138-29
31	Bushing (Serviced in 21-133-40)		117	Valve	21-138-23
32	Gear	21-133-40	118	Housing (Serviced in 21-138-2)	
33	Plate	21-133-38	119	Support	21-138-10
34	Ring	21-05-19	120	Ring	21-136-38
35	Washer	21-05-35	121	Shaft, Output	21-05-1
36	Ring	21-133-43	122	Cover	21-118-53
37	Plate	21-133-38	123	Screw	
38	Retainer, Front Clutch	21-133-7	124	Ball	
39	Band, Kickdown	21-136-5	125	Rotor (Serviced in 21-118-6)	
40	Ring	21-129-13	126	Housing	21-118-40
41	Bolt		127	Switch	21-133-24
42	Shaft, Reaction	21-129-10	128	Ring	21-137-50
43	Rotor (Serviced in 21-118-6)		129	Screw	21-136-17
44	Rotor (Serviced in 21-118-6)		130	Piston	21-137-35
45	Housing	21-118-40	131	Spring	21-137-41
46	Seal	21-118-45	132	Plug	21-137-47
47	Seal	21-118-42	133	Ring	21-137-44
48	Bushing	21-118-47	134	Spring	21-137-13
49	Shield	21-118-57	135	Retainer	21-137-56
50	Bolt	21-118-55	136	Lever	21-136-47
51	Gasket	21-118-54	137	Strut	21-136-41
52	Baffle	21-129-11	138	Seal	21-136-55
53	Washer	21-133-65	139	Shaft	21-136-49
54	Bushing	21-133-10	140	Link	21-136-44
55	Seal	21-133-17	141	Anchor	21-136-41
56	Seal	21-133-17	142	Body, w/Plate	21-139-4
57	Gasket	21-04-2	143	Gasket	21-119-5
58	Rotor	21-118-7	144	Bolt	
59	Piston	21-133-15	145	Pan	21-119-3
60	Spring	21-133-20	146	Anchor	21-136-15
61	Retainer	21-133-22	147	Strut	21-136-15
62	Ring	21-133-43	148	Lever	21-136-20
63	Disc	21-133-36	149	Ring	21-137-19
64	Plate	21-133-39	150	Ring	21-137-8
65	Ring	21-133-43	151	Guide	21-137-13
66	Spring	21-138-15	152	Spring	21-137-22
67	Shaft	21-138-26	153	Screw	21-136-52
68	Ring	21-138-19	154	Lever	21-136-47
69	Ring	21-138-29	155	Ring	21-137-59
70	Ring	21-138-19	156	Spring	21-137-205
71	Weight	21-138-13	157	Spring	21-137-22
72	Weight	21-138-13	158	Ring	21-137-202
73	Lock	21-138-21	159	Piston	21-137-200
74	Bolt		160	Rod	21-137-11
75	Ring	21-05-8	161	Ring	21-137-8
76	Ring	21-05-8	162	Piston	21-137-5
77	Bearing	21-05-2	163	Ring	21-137-202
78	Ring	21-05-8	164	Ring	21-137-8
79	Extension	21-04-1	165	Case	21-03-1
80	Ring	21-05-18	166	Shaft	21-136-23
81	Seal	21-05-12	167	Plug	
82	Bushing	21-04-11	168	Retainer	21-136-233
83	Seal	21-05-12	169	Cam	21-136-231
84	Yoke	16-14-1	170	Race	21-136-232
85	Clip	21-85-61	171	Spring	21-136-236
86	Seal	21-84-28	172	Roller	21-136-235

PARTS INDICATED BY NAME ONLY - ORDER BY DESCRIPTION

19L9184F



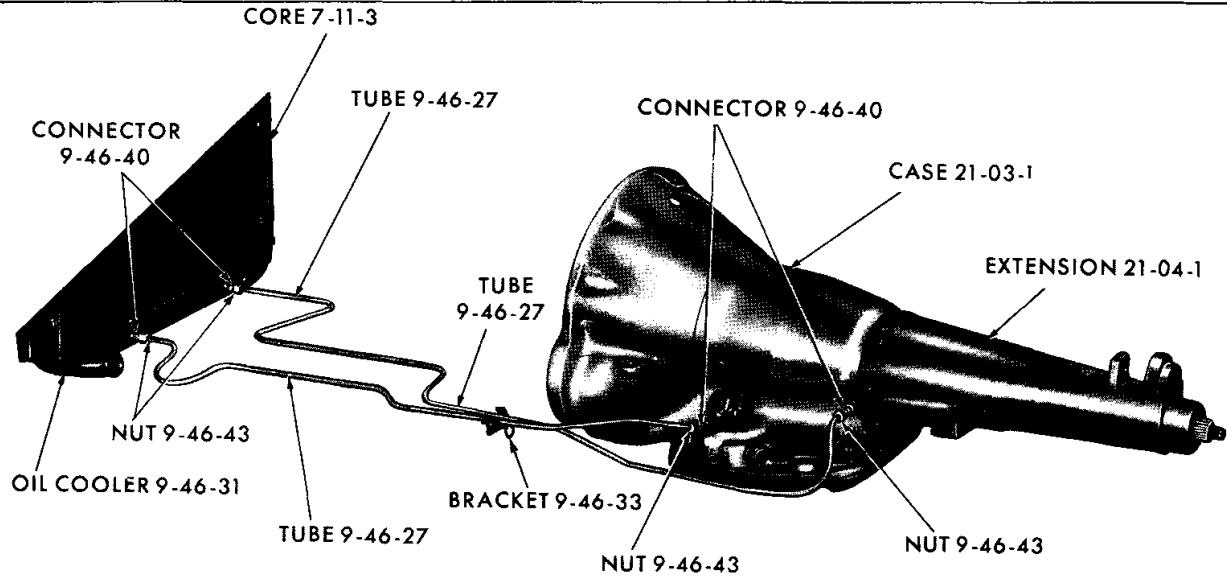
AUTOMATIC 3-SPEED TRANSMISSION - IMPERIAL (A727B)



## AUTOMATIC 3-SPEED TRANSMISSION - IMPERIAL (A727B)

Ref. No.	Name	Part Type Code	Ref. No.	Name	Part Type Code
1	Retainer, Rear Clutch	21-133-7	83	Plug	
2	Ring	21-129-7	84	Shaft (Serviced in 4-10-7)	
3	Ring	21-129-7	85	Spacer	4-10-9
4	Ring	21-133-25	86	Spring	4-10-3
5	Shaft, Input	21-129-5	87	Spring	4-10-3
6	Bushing	21-129-6	88	Adapter	4-10-2
7	Washer	21-133-65	89	Pin	
8	Retainer, Rear Clutch Piston	21-133-7	90	Washer	4-10-4
9	Seal	21-133-17	91	Spring	4-10-11
10	Seal	21-133-17	92	Gasket	4-10-16
11	Piston	21-133-15	93	Cover	4-10-15
12	Spring	21-133-20	94	Screw	
13	Ring	21-133-25	95	Plug	
14	Plate	21-133-39	96	Sprag	4-10-10
15	Disc	21-133-36	97	Lever	4-10-7
16	Plate	21-133-39	98	Bearing (Serviced in 4-10-7)	
17	Carrier	21-134-5	99	Shaft	4-10-8
18	Washer	21-134-30	100	Roller	4-10-17
19	Gear	21-134-38	101	Bearing	4-10-19
20	Washer	21-133-48	102	Ring	21-138-7
21	Ring	21-133-46	103	Ring	21-138-29
22	Bushing (Serviced in 21-133-40)		104	Valve	21-138-23
23	Shell	21-133-42	105	Housing (Serviced in 21-138-2)	
24	Band, Reverse	21-136-30	106	Support	21-138-10
25	Drum, Reverse	21-136-65	107	Ring	21-138-38
26	Gear	21-134-38	108	Ring	21-138-38
27	Carrier	21-134-5	109	Shaft, Output	21-05-1
28	Washer	21-134-30	110	Cover	21-118-53
29	Ring	21-133-46	111	Screw	
30	Plate	21-133-47	112	Ball	
31	Bushing (Serviced in 21-133-40)		113	Rotor (Serviced in 21-118-6)	
32	Gear	21-133-40	114	Rotor (Serviced in 21-118-6)	
33	Plate	21-133-38	115	Gasket	21-04-2
34	Ring	21-05-19	116	Housing	21-118-40
35	Washer	21-05-35	117	Switch	21-113-24
36	Ring	21-133-43	118	Ring	21-137-50
37	Plate	21-133-38	119	Screw	21-136-17
38	Retainer, Front Clutch	21-133-7	120	Piston	21-137-35
39	Band, Kickdown	21-136-5	121	Spring	21-137-41
40	Ring	21-129-13	122	Plug	21-137-47
41	Bolt		123	Ring	21-137-44
42	Shaft, Reaction	21-129-10	124	Spring	21-137-53
43	Rotor (Serviced in 21-118-6)		125	Retainer	21-137-56
44	Rotor (Serviced in 21-118-6)		126	Lever	21-136-47
45	Housing	21-118-40	127	Strut	21-136-41
46	Seal	21-118-45	128	Seal	21-136-55
47	Seal	21-118-42	129	Shaft	21-136-49
48	Bushing	21-118-47	130	Link	21-136-44
49	Bolt	21-118-55	131	Anchor (Serviced in 21-136-44)	
50	Gasket	21-118-54	132	Body, w/Plate	21-139-4
51	Washer	21-133-65	133	Gasket	21-119-5
52	Bushing	21-133-10	134	Bolt	
53	Seal	21-133-17	135	Pan	21-119-3
54	Seal	21-133-17	136	Anchor	21-136-15
55	Piston	21-133-15	137	Strut	21-136-15
56	Spring	21-133-20	138	Lever	21-136-20
57	Retainer	21-133-22	139	Ring	21-137-19
58	Ring	21-133-43	140	Ring	21-137-8
59	Disc	21-133-36	141	Guide	21-137-13
60	Plate	21-133-39	142	Spring	21-137-22
61	Ring	21-133-43	143	Screw	21-136-52
62	Spring	21-138-15	144	Lever	21-136-47
63	Shaft	21-138-26	145	Ring	21-137-59
64	Ring	21-138-19	146	Spring	21-137-205
65	Ring	21-138-29	147	Spring	21-137-22
66	Ring	21-138-19	148	Ring	21-137-202
67	Weight	21-138-13	149	Piston	21-137-200
68	Weight	21-138-13	150	Rod	21-137-11
69	Lock	21-138-21	151	Ring	21-137-8
70	Bolt		152	Piston	21-137-5
71	Extension	21-04-1	153	Ring	21-137-202
72	Bearing	21-04-11	154	Ring	21-137-8
73	Ring	21-04-12	155	Case	21-03-1
74	Seal	21-05-12	156	Shaft	21-136-23
75	Clip	21-85-61	157	Plug	
76	Seal	21-84-28	158	Retainer	21-136-233
77	Bolt		159	Cam	21-136-231
78	Clamp	21-84-7	160	Race	21-136-232
79	Seal	21-85-56	161	Spring	21-136-236
80	Pinion	21-85-5	162	Roller	21-136-235
81	Screw	21-04-6	163	Shield	21-118-57
82	Screw	21-04-6	164	Baffle	21-129-11

PARTS INDICATED BY NAME ONLY - ORDER BY DESCRIPTION



19x9340B

## AUTOMATIC TRANSMISSION OIL COOLER SYSTEM

### NOTES

CODE	PART NAME AND DESCRIPTION	C Y L	PER CAR	VALIANT	PLYMOUTH BELVEDERE	PLYMOUTH FURY	IMPERIAL
				DART	DODGE CORONET	DODGE POLARA CHRYSLER	

## AUTOMATIC TRANSMISSION

NOTE: Transmission Number and Serial Number can be Found on Transmission Oil Pan Rail.

### 21-02-0 TRANSMISSION

NOTE: For Transmission Component Parts see Charts Beginning on Page 21-40.

21-02-1	TRANSMISSION, w/170 cu. in. Engine, A904G . . . . .	6	1	2466 120			
	Heavy Duty, A904G . . . . .	6	1	2466 119			
	w/273 cu. in. Engine, Std., A904LA . . . . .	8	1	*2466 123(3)			
	w/273 cu. in. Engine, Std., A904LA . . . . .	8	1	*2538 350(4)			
	w/273 cu. in. Engine, w/4 Barrel Carburetor, w/Special Cam, A904 LA (Cancelled - Service Component Parts) . . . . .	8	1	*2466 144			
	w/273 cu. in. Engine, w/4 Barrel Carburetor, w/Special Cam, A904LA . . . . .	8	1	*2538 351			
	w/225 cu. in. Engine, A904G . . . . .	6	1	*2466 119			
	R1, W1, P1, A904G . . . . .	6	1	----	2466 118	2466 118	
	R2, W2, w/273 cu. in. Engine, A904LA (Cancelled - Service Component Parts) . . . . .	8	1	----	*2466 122		
	R2, W2, w/273 cu. in. Engine, A904LA . . . . .	8	1	----	*2538 353		
	R1, W1, P1, Police and Taxi, A727A . . . . .	6	1	----	2466 134(1)	2466 134(1)	
	R1, W1, P1, Police and Taxi, A727A . . . . .	6	1	----	2466 152(2)	*2466 152(2)	
	P2 Police and Taxi, R2, W2, Police, w/318 cu. in. Engine, A727A . . . . .	8	1	----	2466 134(1)	2466 134(1)	
	P2 Police and Taxi, R2, W2, Police, w/318 cu. in. Engine, A727A . . . . .	8	1	----	2466 152(2)	2466 152(2)	
	R2, W2, Police and Taxi, w/273 cu. in. Engine, A727A . . . . .	8	1	----	2466 135(1)		
	R2, W2, Police and Taxi, w/273 cu. in. Engine, A727A . . . . .	8	1	----	2466 151(2)		
	P2, R2, W2, D2-L, w/318 cu. in. Engine, A727A . . . . .	8	1	----	2466 111(1)	2466 111(1)	
	P2, R2, W2, D2-L, w/318 cu. in. Engine, A727A . . . . .	8	1	----	2466 166(2)	2466 166(2)	
	R2, W2, w/361 cu. in. Engine, w/2 Barrel Carburetor, A727B . . . . .	8	1	----	2466 112(1)		
	R2, W2, w/361 cu. in. Engine, w/2 Barrel Carburetor, A727B . . . . .	8	1	----	2466 147(2)		
	P2 w/383 cu. in. Engine, A727B . . . . .	8	1	----	----	2466 112(1)	
	P2 w/383 cu. in. Engine, A727B . . . . .	8	1	----	----	2466 147(2)	
	D2 w/383 and 413 cu. in. Engine, A727B . . . . .	8	1	----	----	2466 112(1)	
	D2 w/383 and 413 cu. in. Engine, A727B . . . . .	8	1	----	----	2466 147(2)	
	C1, C2, w/383 cu. in. Engine, C3 w/413 cu. in. Engine w/4 Barrel Carburetor, A727B . . . . .	8	1	----	----	2466 112(1)	
	C1, C2, w/383 cu. in. Engine, C3 w/413 cu. in. Engine w/4 Barrel Carburetor, A727B . . . . .	8	1	----	----	2466 147(2)	
	R2, W2, P2, D2, w/383 cu. in. Engine, w/4 Barrel Carburetor, Police, A727B . . . . .	8	1	----	2466 113(1)	2466 113(1)	
	R2, W2, P2, D2, w/383 cu. in. Engine, w/4 Barrel Carburetor, Police, A727B . . . . .	8	1	----	2466 148(2)	2466 148(2)	
	W2, P2, D2, w/426 cu. in. Engine, Std., A727B . . . . .	8	1	----	2466 113(1)	2466 113(1)	

NOTE 1: UP TO Trans. Ser. No. 1589110.  
NOTE 3: UP TO Trans. Ser. No. 1878582.

NOTE 2: AFTER Trans. Ser. No. 1589110.  
NOTE 4: AFTER Trans. Ser. No. 1878582.

TYPE LETTERS indicate:	V - Valiant L - Dart	R - Belvedere W - Coronet	P - Plymouth D - Dodge	C - Chrysler Y - Imperial
------------------------	-------------------------	------------------------------	---------------------------	------------------------------

\*Indicates use as required. Numerals in parentheses ( ) refer to notes. Printed in U.S.A.  
 †Indicates parts not listed in any previous parts book. Prices and specifications subject to change without notice.  
 • Indicates change or addition. March 1966 Supersedes May 1965.

CODE	PART NAME AND DESCRIPTION	CYL	PER CAR	VALIANT	PLYMOUTH BELVEDERE	PLYMOUTH FURY	IMPERIAL
				DART	DODGE CORONET	DODGE POLARA	

**AUTOMATIC TRANSMISSION**

**21-02-0 TRANSMISSION - Cont'd**

21-02-1	TRANSMISSION - Cont'd						
	W2, P2, D2, w/426 cu. in. Engine, Std., A727B	8	1	-----	2466 148(2)	2466 148(2)	
	C2, C3, w/413 cu. in. Engine, C2-300L, w/4 Barrel Carburetor, w/Special Cam, A727B	8	1	-----	-----	2466 113(1)	
	C2, C3, w/413 cu. in. Engine, C2-300L, w/4 Barrel Carburetor, w/Special Cam, A727B	8	1	-----	-----	2466 148(2)	
	R2, W2, w/426 cu. in. Engine, Hemispherical, A727B	8	1	-----	2466 164	-----	
	A727B (Cancelled-Service Components Parts)		1	-----	-----	-----	2466 125
	A727B		1	-----	-----	-----	2466 149

**21-03-0 TRANSMISSION CASE**

21-03-2	PLATE, Adapter, Police and Taxi	6	1	-----	2125 013	2125 013	
21-03-6	COVER, Torque Converter	6	1	1949 767	1949 767	1949 767	
		8	1	2464 550			
	Police and Taxi	6	1	-----	2125 057	2125 057	
	w/361, 383 and 426 cu. in. Engine	8	1	-----	1942 248	1942 248	1942 248
	w/273 cu. in. Engine, w/A904LA Trans.	8	1	-----	2464 550		
	w/273 cu. in. Engine, w/A727A Trans.	8	1	-----	2466 230		
	P, D-L, w/318 cu. in. Engine	8	1	-----	2125 057	2125 057	
21-03-7	COVER, Torque Converter Drain	8	1	2464 551			
	w/273 cu. in. Engine, w/A904LA Trans.	8	1	-----	2464 551		
	Police and Taxi	6	1	-----	2466 830	2466 830	
	w/273 cu. in. Engine, w/A727A Trans.	8	1	-----	2204 728		
	R, W, P, D-L, w/318 cu. in. Engine	8	1	-----	2204 728	2204 728	
21-03-23	SCREW, Case Cover		★	6023 092	6023 092	6023 092	6023 092
	Case to Cylinder Block		★	6023 187	6023 187	6023 187	6023 187
	Cylinder Block to Case, Left Side		1	6024 862	6024 862	6024 862	
	Strut to Cylinder Block		★	6023 143	6023 143	6023 143	
	Adapter Plate to Case, Police and Taxi	6	3	-----	6024 863	6024 863	
	Case to Adapter Plate, Police and Taxi	6	4	-----	6023 187	6023 187	
21-03-28	BRACKET or STRUT, Case to Cylinder Block, Left Side	6	1	1949 701	1949 701	1949 701	
	R2, W2, w/273 cu. in. Engine, A904LA Trans., Left Side	8	1	2466 009	2466 009		
	Right Side	8	1	2466 338			
	w/273 cu. in. Engine, A904LA Trans., Right Side	8	1	-----	2204 702		
	w/273 cu. in. Engine, A727A Trans., Left Side	8	1	-----	2466 009		
	R, W, P, D2-L, w/318 cu. in. Engine, Left Side	8	1	-----	*2466 009	*2466 009	
	w/273 cu. in. Engine, A727A Trans., Right Side	8	1	-----	2204 702		
	R, W, P, D2-L, w/318 cu. in. Engine, Right Side	8	1	-----	*2204 702	*2204 702	

NOTE 1: UP TO Trans. Ser. No. 1589110.

NOTE 2: AFTER Trans. Ser. No. 1589110.

<b>TYPE LETTERS Indicate:</b>	V - Valiant L - Dart	R - Belvedere W - Coronet	P - Plymouth D - Dodge	C - Chrysler Y - Imperial
-------------------------------	-------------------------	------------------------------	---------------------------	------------------------------

★Indicates use as required. Numerals in parentheses ( ) refer to notes. Printed in U.S.A.  
 †Indicates parts not listed in any previous parts book. Prices and specifications subject to change without notice.  
 March 1966 Supersedes May 1965. \* Indicates change or addition.

CODE	PART NAME AND DESCRIPTION	C Y L	PER CAR	VALIANT	PLYMOUTH BELVEDERE	PLYMOUTH FURY	IMPERIAL
				DART	DODGE CORONET	DODGE POLARA	
						CHRYSLER	

## AUTOMATIC TRANSMISSION

<b>21-03-0 TRANSMISSION CASE - Cont'd</b>							
21-03-29	SHIELD, Case to Starter Motor, Police and Taxi, P . . . . .	6	1	-----	2125 014	2125 014	
21-03-40	PIN, Adapter Plate Dowel, Police and Taxi . . . . .	6	2	-----	1533 923	1533 923	
<b>21-30-0 TRANSMISSION GEARSHIFT CONTROLS</b>							
21-30-2	LEVER, Column Gearshift . . . . .		1	2467 850	2467 850	2467 850	2467 850
	w/426 Maximum Performance, w/o Back-Up Lights . . . . .	8	1	-----	2643 658		
	PIN, Lever . . . . .		1	152 233	152 233	152 233	152 233
21-30-6	KNOB, Column Shift, w/o Console, Chrome . . . . .		1	2530 828	2530 828	2530 828	
	w/Console, Black . . . . .		1	4407 VX9	4407 VX9	4407 VX9	
	SCREW, Lever Knob Set, w/Console . . . . .		1	-----	-----	-----	2530 826
			1	140 874	140 874	140 874	
21-30-11	GATE, Gearshift Lever . . . . .		1	2467 857	2467 857	2467 857	2467 857
21-30-15	LENS, Gearshift, Selector, w/HOUSING, w/Shift Letters P, R, N, D, 2, 1, w/Console . . . . .	8	1	*2580 256	-----	-----	
	w/Console, P, D . . . . .		1	-----	2496 912	2496 912	
	LENS, Instrument Panel, w/Name "DODGE", w/Console, D . . . . .		1	-----	-----	2571 081	
	w/Console, C1, C2, C3 . . . . .		1	-----	-----	2581 446	
21-30-19	COVER, Column Gearshift Indicator Opening, w/o Shift Letters P, R, N, D, 2, 1, w/Console, P . . . . .		1	-----	-----	*2587 807	
21-30-21	DIAL, Column Gearshift, w/o Console . . . . .		1	2530 242	2530 242		
	w/426 Maximum Performance, w/o Back-Up Lights, w/o Console . . . . .	8	1	-----	2643 655		
	DIAL PACKAGE, Indicator . . . . .		1	-----	-----	-----	2580 892
21-30-22	PIN, Column Gearshift Lever, w/o Console . . . . .		1	2467 866	2467 866	2467 866	2467 866
21-30-23	POINTER, Column Gearshift Dial, w/o Console INDICATOR, w/BRACKETS, SPRING, GASKET, BACK DIAL, SHAFT and POINTER, P1, P2-L P2-M, P2-H, w/o Console . . . . .		1	2530 244	2530 244		
	INDICATOR, D2-L, D2-H, w/o Console . . . . .		1	-----	-----	2497 724	
	INDICATOR, C1, C2-M, C3, w/o Console . . . . .		1	-----	-----	2497 625	
	INDICATOR PACKAGE . . . . .		1	-----	-----	2497 706	2580 891
21-30-24	BRACKET, w/STUD, Column Gearshift Tube Indicator, w/o Console, P, D . . . . .		1	-----	-----	*2530 245	
	BRACKET, Indicator, w/o Console, C1, C2-M, C3 . . . . .		1	-----	-----	2530 536	
	BRACKET, Indicator . . . . .		1	-----	-----	-----	2530 591
	BRACKET, Indicator Locking . . . . .		1	-----	-----	-----	2530 587
	NUT, Stud . . . . .		1	-----	-----	*6023 202	
21-30-26	RETAINER, Column Gearshift Dial, w/o Console . . . . .		1	2530 243	2530 243		
21-30-28	SOCKET, Selector Light, w/Console . . . . .		1	1753 632	1753 632	1753 632	
	Gearshift Indicator Lamp, D2, w/o Console . . . . .		1	-----	-----	2097 003	

TYPE LETTERS Indicate: V - Valiant R - Belvedere P - Plymouth C - Chrysler  
 L - Dart W - Coronet D - Dodge Y - Imperial

★Indicates use as required. Numerals in parentheses ( ) refer to notes. Printed in U.S.A.  
 ☐Indicates parts not listed in any previous parts book. Prices and specifications subject to change without notice.  
 \* Indicates change or addition. March 1966 Supersedes May 1965.

CODE	PART NAME AND DESCRIPTION	C Y L	PER CAR	VALIANT	PLYMOUTH BELVEDERE	PLYMOUTH FURY	IMPERIAL
				DART	DODGE CORONET	DODGE POLARA	
						CHRYSLER	

**AUTOMATIC TRANSMISSION**

**21-30-0 TRANSMISSION GEARSHIFT CONTROLS - Cont'd**

	LAMP, Column Gearshift Indicator, w/CABLE, w/o Console . . . . .		1	2580 072	2580 072		
21-30-30	SPRING, Gearshift Indicator . . . . .		1	-----	-----	-----	2497 771
	Gearshift Indicator Damping . . . . .		1	-----	-----	-----	2580 882
21-30-33	CONTACT, Lamp Socket Cable, w/Console . .		1	2256 966	2256 966	2256 966	
21-30-43	SPRING, Column Gearshift Lever Pivot, 25/64" lgh. . . . .		1	2643 649	2643 649	2643 649	2643 649
21-30-45	WASHER, Gearshift Selector Indicator Link Mounting Spring, P, D . . . . .		1	-----	-----	* 644 069	
21-30-49	LINK, Gearshift Selector Indicator, P, D2, w/o Console . . . . .		1	-----	-----	E2497 614	
	SCREW, Link Mounting Shoulder . . . . .		1	-----	-----	*6024 827	
	NUT and WASHER, Link Mounting . . . . .		1	-----	-----	*6023 214	
	WASHER, Spring . . . . .		1	-----	-----	* 644 069	
21-30-53	LEVER, Gearshift Indicator, w/GROMMET, w/o Console, C1, C2-M, C3 . . . . .		1	-----	-----	2497 735	
21-30-57	GROMMET, Indicator Lever Shaft, w/o Console, P, C1, C2-M C3 . . . . .		1	-----	-----	2497 613	
21-30-58	LENS, Instrument Panel Indicator, D2-L, D2-M, D2-H, Plastic, w/Shift Letters . . .	8	1	-----	-----	*2571 080	
21-30-64	CABLE, Indicator Actuating . . . . .		1	-----	-----	-----	2497 715
21-30-69	INSULATOR, Column Gearshift Cable . . . . .		1	-----	-----	-----	2530 590
21-30-100	SPRING, Column Gearshift Lever, 1/4" O.D. .		1	2460 533	2460 533	2460 533	2460 533
	Column Gearshift Lever Sprag, 1/2" O.D. . .		1	2460 534	2460 534	2460 534	2460 534
21-30-347	DAMPER, Gearshift Control Selector Lever Guide Pin, w/Console, V1-P, V2-P, L1-P, L2-P, R2-P, W2-P, P2-P, D2-L, D2-P, C		1	1536 268	1536 268	1536 268	
21-30-365	CABLE, Control, w/o Console . . . . .		1	2534 413	2534 413	*2533 784	
	41" lgh., w/Console . . . . .		1	2534 412			
	45" lgh., w/Console . . . . .	8	1	-----	2461 928	2462 928	
	w/o Tilt Wheel . . . . .		1	-----	-----	-----	2534 410
	w/Tilt Wheel . . . . .		1	-----	-----	-----	2534 410
	CLIP . . . . .		2	*6023 285	*6023 285	*6023 285	*6023 285
21-30-367	GROMMET, Gearshift Control Cable, w/Console		1	2405 571			
21-30-369	INSULATOR, Column Gearshift Cable Bracket Stud . . . . .		1	2467 840	2467 840	2467 840	2467 840
	Column Gearshift Cable . . . . .		1	2534 282	2534 282	2534 282	2530 590
	w/Tilt Wheel . . . . .		1	-----	-----	2534 282	2534 282
21-30-370	BRACKET, Column Gearshift Cable . . . . .		1	2660 246	2660 246	2660 246	2660 246
21-30-375	FLANGE or WHEEL, Control Cable Adjusting SCREW . . . . .		1	1856 492	1856 492	1856 492	1856 492
			1	6023 092	6023 092	6023 092	6023 092

TYPE LETTERS Indicate: V - Valiant R - Belvedere P - Plymouth C - Chrysler  
 L - Dart W - Coronet D - Dodge Y - Imperial

\*Indicates use as required. Numerals in parentheses ( ) refer to notes. Printed in U.S.A.  
 †Indicates parts not listed in any previous parts book. Prices and specifications subject to change without notice.  
 March 1966 Supersedes May 1965. \* Indicates change or addition.

CODE	PART NAME AND DESCRIPTION	C Y L	PER CAR	VALIANT	PLYMOUTH BELVEDERE	PLYMOUTH FURY	IMPERIAL
				DART	DODGE CORONET	DODGE POLARA CHRYSLER	

**AUTOMATIC TRANSMISSION**

<b>21-30-O TRANSMISSION GEARSHIFT CONTROLS - Cont'd</b>							
21-30-379	PLATE, Column Gearshift Cable Lock . . . . .		2	2467 838	2467 838	2467 838	2467 838
21-30-380	SHIELD, Gearshift Control Cable, V2-L, V2-H, L2-L, L2-H . . . . .		1	1739 230			
21-30-389	STRAP, Column Gearshift Cable Grommet . . . . .		1	-----	-----	-----	2643 657
21-30-390	SEAL, Gearshift Control Cable, 11/16" O.D.		1	*1316 813	*1316 813	*1316 813	*1316 813
21-30-392	ADAPTER, Control Cable . . . . .		1	2464 678	2464 678	2464 678	2464 678
21-30-394	SPRING, Control Cable Adapter . . . . .		1	1673 184	1673 184	1673 184	1673 184
	Gearshift Control Cable to Dash, w/Console . .	6	1	1556 693			
21-30-397	SNAP RING, Control Cable Adapter Pin . . . . .		1	1322 503	1322 503	1322 503	1322 503
21-30-407	ACTUATOR or MECHANISM, Gearshift Control, w/Console . . . . .		1	2534 512			
	w/Console . . . . .	8	1	-----	2534 512	2534 512	
21-30-408	COVER, Gearshift Lever Opening, w/SEAL, w/Console . . . . .		1	2499 284			
	w/Console . . . . .	8	1	-----	2499 284	2499 284	
	SCREW, Gearshift Indicator Lever to Actuator, C . . . . .		1	-----	-----	6024 827	
21-30-425	SCREW, Actuator Mounting, w/Console . . . . .	8	4	-----	6024 004	6024 004	
<b>21-84-O TRANSMISSION SPEEDOMETER CABLE ASSEMBLY</b>							
21-84-1	CABLE, w/HOUSING . . . . .		1	2426 163			
	w/Steel Case . . . . .		1	-----	*2496 291	*2496 291	*2496 291
	w/Plastic Case . . . . .		1	-----	-----	E2661 456	E2661 456
	w/Auto. Pilot, P2 . . . . .	8	1	-----	-----	2580 885	
	w/Auto. Pilot, D2, C1, C2, C3, Y1 . . . . .	8	1	-----	-----	2580 886	2580 886
	GROMMET, Dash . . . . .		1	1370 460	2216 552	2216 552	2216 552
21-84-4	CABLE or SHAFT . . . . .		1	2426 164			
			1	-----	2496 292		
			1	-----	-----	2076 271	
			1	-----	-----	-----	2209 229
	w/Auto. Pilot, D2, C1, C2, C3 . . . . .	8	1	-----	-----	2257 417	2257 417
21-84-7	CLAMP, Cable . . . . .		1	2204 942	2204 942	2204 942	2204 942
21-84-28	SEAL, Cable Adapter . . . . .		1	1942 259	1942 259	1942 259	1942 259

TYPE LETTERS Indicate: V - Valiant R - Belvedere P - Plymouth C - Chrysler  
L - Dart W - Coronet D - Dodge Y - Imperial

\*Indicates use as required. Numerals in parentheses ( ) refer to notes. Printed in U.S.A.  
 †Indicates parts not listed in any previous parts book. Prices and specifications subject to change without notice.  
 • Indicates change or addition. March 1966 Supersedes May 1965.

**AUTOMATIC TRANSMISSION**

**21-85-O TRANSMISSION SPEEDOMETER PINION**

21-85-5 PINION V, L, R, W, P1 - A904

Tire Size	2.93 to 1 Ratio Pinion Teeth	3.23 to 1 Ratio Pinion Teeth	3.31 to 1 Ratio Pinion Teeth	3.55 to 1 Ratio Pinion Teeth	3.91 to 1 Ratio Pinion Teeth
6.50 x 13	2204 356 17 O	2204 358 19 DB	----	2204 359 20 G	2204 360 21 GR
7.00 x 13	2204 356 17 O	2204 357 18 DP	----	2204 359 20 G	2204 360 21 GR
6.95 x 14	*2204 355 16 B	*2204 357 18 DP	----	*2204 359 20 G	*2204 360 21 GR
7.35 x 14	2204 355 16 B	2204 357 18 DP	2204 357 18 DP	2204 359 20 G	2204 360 21 GR
7.75 x 14	2204 355 16 B	2204 356 17 O	2204 357 18 DP	2204 358 19 DB	2204 360 21 GR
8.25 x 14	2204 355 16 B	2204 356 17 O	2204 356 17 O	2204 358 19 DB	2204 360 21 GR
8.55 x 14	2204 355 16 B	2204 356 17 O	----	2204 357 18 DP	----
6.70 x 15	2204 355 16 B	2204 356 17 O	2204 356 17 O	2204 357 18 DP	2204 359 20 G
7.10 x 15	*2204 358 19 DB(1)	*2204 355 16 B	*2204 356 17 O	*2204 357 18 DP	*2204 359 20 G
7.60 x 15	*2204 357 18 DP(1)	*2204 355 16 B	----	*2204 356 17 O	----

**COLOR OF PINIONS**

B-BROWN | O-ORANGE | DP-DARK PURPLE | DB-DARK BLUE | G-GREEN | GR-GRAY

NOTE 1: Use 1.250 to 1 Ratio Adapter, Available at Stewart Warner Corporation.

R1, W1, P1 - Police and Taxi - A727

Tire Size	2.93 to 1 Ratio Pinion Teeth	3.23 to 1 Ratio Pinion Teeth	3.55 to 1 Ratio Pinion Teeth
7.35 x 14	2204 357 18 DP	2204 359 20 G	2204 357 18 DP(2)
7.75 x 14	2204 357 18 DP	2204 359 20 G	2204 357 18 DP(2)
8.25 x 14	2204 357 18 DP	2204 358 19 DB	2204 360 21 GR
8.55 x 14	2204 356 17 O	2204 358 19 DB	2204 360 21 GR
6.70 x 15	2204 356 17 O	2204 358 19 DB	----
7.10 x 15	2204 356 17 O	2204 358 19 DB	----
7.60 x 15	2204 356 17 O	2204 357 18 DP	----

**COLOR OF PINIONS**

B-BROWN | O-ORANGE | DP-DARK PURPLE | DB-DARK BLUE | G-GREEN | GR-GRAY

NOTE 2: Use .8000 to 1 Ratio Adapter, Available at Stewart Warner Corporation.

R2, W2, P2, D2, C, Y - 8 Cylinder Cars Only - A727

Tire Size	2.76 to 1 Ratio Pinion Teeth	2.93 to 1 Ratio Pinion Teeth	3.23 to 1 Ratio Pinion Teeth	3.55 to 1 Ratio Pinion Teeth	3.91 to 1 Ratio Pinion Teeth	4.56 to 1 Ratio Pinion Teeth
7.35 x 14	2204 356 17 O	2204 357 18 DP	2204 359 20 G	2204 357 18 DP(3)	2204 358 19 DB(3)	2204 360 21 GR(3)
7.75 x 14	2204 356 17 O	2204 357 18 DP	2204 359 20 G	2204 357 18 DP(3)	----	----
8.25 x 14	2204 356 17 O	2204 357 18 DP	2204 358 19 DB	2204 360 21 GR	----	----
8.55 x 14	2204 355 16 B	2204 356 17 O	2204 358 19 DB	2204 360 21 GR	----	----
9.00 x 14	2204 355 16 B	2204 355 16 B	2204 357 18 DP	----	----	----
6.40 x 15	2204 356 17 O	----	----	----	----	----
6.70 x 15	2204 355 16 B	2204 356 17 O	2204 358 19 DB	2204 360 21 GR	----	----
7.10 x 15	----	2204 356 17 O	2204 358 19 DB	2204 360 21 GR	----	----
7.50 x 15	----	----	----	2204 358 19 DB	----	----
7.60 x 15	----	2204 356 17 O	2204 357 18 DP	2204 359 20 G	----	----
9.15 x 15	----	2204 355 16 B	----	----	----	----

**COLOR OF PINIONS**

B-BROWN | O-ORANGE | DP-DARK PURPLE | DB-DARK BLUE | G-GREEN | GR-GRAY

NOTE 3: Use .8000 to 1 Ratio Adapter, Available at Stewart Warner Corporation.

TYPE LETTERS Indicate: V - Valiant R - Belvedere P - Plymouth C - Chrysler  
L - Dart W - Coronet D - Dodge Y - Imperial

\*Indicates use as required. Numerals in parentheses ( ) refer to notes. Printed in U.S.A.  
 †Indicates parts not listed in any previous parts book. Prices and specifications subject to change without notice.  
 March 1966 Supersedes May 1965. \* Indicates change or addition.



CODE	PART NAME AND DESCRIPTION	CYL	PER CAR	VALIANT	PLYMOUTH BELVEDERE	PLYMOUTH FURY	IMPERIAL
				DART	DODGE CORONET	DODGE POLARA	

**AUTOMATIC TRANSMISSION**

**21-85-O TRANSMISSION SPEEDOMETER PINION - Cont'd**

21-85-22	SEAL, Drive Adapter . . . . .		1	2426 332	2426 332	2426 332	2426 332
21-85-56	SEAL, Pinion . . . . .		1	2124 328	2124 328	2124 328	2124 328
21-85-61	CLIP, Pinion . . . . .		1	1942 174	1942 174	1942 174	1942 174

**21-113-O TRANSMISSION NEUTRAL STARTER SWITCH**

21-113-24	SWITCH PACKAGE, w/WASHER . . . . .		1	2495 537	2495 537	2495 537	2495 537
21-113-29	WASHER, Mounting . . . . .		1	2408 143	2408 143	2408 143	2408 143

**21-119-O TRANSMISSION OIL PAN**

21-119-11	PLUG, Oil Pan Drain, R, W, P, Police and Taxi . . . . .		1	-----	2125 890	2125 890	
	R2, w/426 Maximum Performance . . . . .		1	-----	2125 890		
21-119-15	TUBE, Oil Filler . . . . .	6	1	2466 041	2466 041	2466 041	
	w/273 cu.in. Engine, w/A904LA Trans. . . . .	8	1	2466 042	2466 042		
	Police and Taxi, w/A727A Trans. . . . .	6	1	-----	*2204 788		
	w/273 and 318 cu.in. Engine, w/A727A Trans. . . . .	8	1	-----	2204 788		
	w/361 and 383 cu.in. Engine . . . . .	8	1	-----	2204 716		
	w/426 cu.in. Engine, Hemispherical . . . . .	8	1	-----	2466 393		
	P, Police, w/A727A Trans. . . . .	6	1	-----	-----	2466 298	
	P, D2-L, w/318 cu.in. Engine . . . . .	8	1	-----	-----	*2466 298	
	P, D, w/361 and 383 cu.in. Engine . . . . .	8	1	-----	-----	2204 929	
	C1, C2, C3, w/383 and 413 cu.in. Engine, Y1. . . . .	8	1	-----	-----	2204 929	2204 929
21-119-19	INDICATOR, Oil Level . . . . .		1	2466 302	2466 302	2466 302	2466 302
21-119-25	SEAL, Oil Filler Tube . . . . .		1	1316 815	1316 815	1316 815	1316 815

**21-142-O TRANSMISSION CONTROL LEVER**

21-142-12	LEVER, Throttle Control . . . . .	6	1	2120 817	2264 701	2465 980	
		8	1	2465 619			
	Taxi . . . . .	6	1	-----	2264 744	2264 744	
	w/318 cu.in. Engine . . . . .	8	1	-----	2264 744		
	w/273 cu.in. Engine, w/A904LA Trans. . . . .	8	1	-----	2532 351		
	w/273 cu.in. Engine, w/A727A Trans., Taxi. . . . .	8	1	-----	2532 351		
	w/361, 383 and 426 cu.in. Engine, A727B Trans. . . . .	8	1	-----	*2264 744	-----	-----
		8	1	-----	-----	2463 759	2463 794
21-142-20	INSULATOR . . . . .		1	1859 767			
21-142-21	BUSHING . . . . .		1	1859 768			

TYPE LETTERS Indicate:

V - Valiant  
L - Dart

R - Belvedere  
W - Coronet

P - Plymouth  
D - Dodge

C - Chrysler  
Y - Imperial

\*Indicates use as required.

ØIndicates parts not listed in any previous parts book.

\* Indicates change or addition.

Numerals in parentheses ( ) refer to notes.

Prices and specifications subject to change without notice.

Printed in U.S.A.

March 1966 Supersedes May 1965.

**AUTOMATIC TRANSMISSION**

NOTE: All quantities are one (1) unless otherwise indicated in parenthesis.

TRANSMISSION	2466 120 A904G	2466 119 A904G	2466 118 A904G	2466 123 A904LA	2466 122 A904LA	2466 134 A727A
<b>21-01-O TRANSMISSION SETS OR PACKAGES</b>						
21-01-3 SEAL and GASKET PACKAGE . . .	2495 091	2495 091	2495 091	2495 091	2495 091	2525 482
<b>21-03-O TRANSMISSION CASE</b>						
21-03-1 CASE . . . . .	2464 990	2464 990	2464 990	2464 442	2464 442	2466 209
<b>21-04-O TRANSMISSION CASE EXTENSION</b>						
21-04-1 EXTENSION . . . . .	2464 690	2464 690	2466 290	2464 690	2466 290	2466 047
21-04-2 GASKET . . . . .	2205 322	2205 322	2205 322	2205 322	2205 322	2400 064
Output Shaft Bearing Inspection Cover . . . . .	-----	-----	-----	-----	-----	2466 049
21-04-6 SCREW, Extension or Sprag, Long . Short (5) . . . . .	2464 593 6023 514	2464 593 6023 514	2464 593 6023 514	2464 593 6023 514	2464 593 6023 514	2464 593 6023 514
21-04-8 COVER, Output Shaft Bearing Inspection . . . . .	-----	-----	-----	-----	-----	2466 048
21-04-11 BUSHING . . . . .	-----	-----	-----	-----	-----	2466 824
BEARING . . . . .	2464 545	2464 545	2464 545	2464 545	2464 545	-----
21-04-12 SNAP RING, Bearing . . . . .	2464 855	2464 855	2464 855	2464 855	2464 855	-----
21-04-18 WASHER, Extension or Sprag Screw	2464 595	2464 595	2464 595	2464 595	2464 595	2464 595
<b>21-05-O TRANSMISSION OUTPUT SHAFT</b>						
21-05-1 SHAFT, w/PLUG . . . . .	2464 854	2464 854	2466 411	2464 854	2466 411	2466 045
21-05-2 BEARING, Output Shaft Front . . . .	-----	-----	-----	-----	-----	2466 224
21-05-8 SNAP RING, Bearing, Outer . . . .	-----	-----	-----	-----	-----	*2400 320
Front Bearing, Front (2) . . . . .	-----	-----	-----	-----	-----	*6025 570
21-05-12 OIL SEAL, Output Shaft . . . . .	2464 482	2464 482	2464 482	2464 482	2464 482	-----
1 1/4" lgh., 1 3/16" I.D., w/5 Sealing Lips, Rubber . . . . .	-----	-----	-----	-----	-----	2400 301
OIL SEAL or BOOT, Output Shaft and Yoke, 1 61/64" lgh., 2 1/2" O.D., Rubber and Metal . . . . .	-----	-----	-----	-----	-----	2400 300
21-05-18 RING, Output Shaft and Yoke Seal Stop . . . . .	-----	-----	-----	-----	-----	*2466 207
21-05-19 SNAP RING, Output Shaft, .040" (★)	6024 822	6024 822	6024 822	6024 822	6024 822	-----
.048" Blue (★) . . . . .	6024 823	6024 823	6024 823	6024 823	6024 823	-----
.059" Green (★) . . . . .	6022 859	6022 859	6022 859	6022 859	6022 859	-----
.048" (★) . . . . .	-----	-----	-----	-----	-----	6022 816
.055" (★) . . . . .	-----	-----	-----	-----	-----	6024 311
.062" (★) . . . . .	-----	-----	-----	-----	-----	6024 312
21-05-35 WASHER, Output Thrust, .052"	2466 090	2466 090	2466 090	2466 090	2466 090	-----
Natural (★) . . . . .	2466 169	2466 169	2466 169	2466 169	2466 169	-----
.068" Red (★) . . . . .	2466 170	2466 170	2466 170	2466 170	2466 170	-----
.083" Black (★) . . . . .	-----	-----	-----	-----	-----	2400 843
WASHER, Output Thrust . . . . .	-----	-----	-----	-----	-----	2400 843

TYPE LETTERS Indicate: V - Valiant R - Belvedere P - Plymouth C - Chrysler  
L - Dart W - Coronet D - Dodge Y - Imperial

★Indicates use as required. Numerals in parentheses ( ) refer to notes. Printed in U.S.A.  
 ☐Indicates parts not listed in any previous parts book. Prices and specifications subject to change without notice.  
 March 1966 Supersedes May 1965. Page 21-40 \* Indicates change or addition

**AUTOMATIC TRANSMISSION**

NOTE: All quantities are one (1) unless otherwise indicated in parenthesis.

TRANSMISSION	2466 120 A904G	2466 119 A904G	2466 118 A904G	2466 123 A904LA	2466 122 A904LA	2466 134 A727A
<b>21-117-O TRANSMISSION OIL FILTER</b>						
NOTE: See Code 9-46-27 for Tubes						
21-117-1 FILTER or STRAINER . . . . .	2466 849	2466 849	2466 849	2466 849	2466 849	2466 849
SCREW (3) . . . . .	6023 524	6023 524	6023 524	6023 524	6023 524	6023 524
21-117-5 GASKET, Oil Filter . . . . .	2205 202	2205 202	2205 202	2205 202	2205 202	2205 202

**21-118-O TRANSMISSION OIL PUMP**

21-118-6 ROTOR PACKAGE, Front Pump . .	2240 302	2240 302	2240 302	2240 302	2240 302	2275 497
Rear Pump . . . . .	2495 090	2495 090	2495 090	2495 090	2495 090	2275 496
21-118-34 PIN, Rear Pump Rotor Drive . . .	2408 144	2408 144	2408 144	2408 144	2408 144	----
21-118-40 HOUSING, Front Pump, w/BUSHING	2204 712	2204 712	2204 712	2204 712	2204 712	2466 977
Rear Pump . . . . .	1942 463	1942 463	1942 463	1942 463	1942 463	2464 383
21-118-42 OIL SEAL, Front Oil Pump Housing						
2 1/4" O.D. . . . .	2124 705	2124 705	2124 705	2124 705	2124 705	----
2 5/8" O.D. . . . .	----	----	----	----	----	1942 020
21-118-45 OIL SEAL, Front Pump Housing,						
8 17/64" O.D. . . . .	2204 709	2204 709	2204 709	2204 709	2204 709	----
10" O.D. . . . .	----	----	----	----	----	1942 021
21-118-47 BUSHING, Front Pump Housing . . .	2466 796	2466 796	2466 796	2466 796	2466 796	2466 324
21-118-53 COVER, Rear Pump Housing . . . .	2400 087	2400 087	2400 087	2400 087	2400 087	2400 087
21-118-54 GASKET, Front Pump Housing . . .	----	----	----	----	----	2124 846
21-118-55 SCREW, Front Pump Housing,						
w/WASHER (★) . . . . .	6023 943	6023 943	6023 943	6023 943	6023 943	6023 943
21-118-57 SHIELD, Front Pump Housing Vent.	----	----	----	----	----	2204 993

**21-119-O TRANSMISSION OIL PAN**

21-119-3 PAN, Oil . . . . .	2464 413	2464 413	2464 413	2464 413	2464 413	2464 419
SCREW (14) . . . . .	6023 355	6023 355	6023 355	6023 355	6023 355	6023 355
21-119-5 GASKET, Oil Pan . . . . .	2205 299	2205 299	2205 299	2205 299	2205 299	2464 324
21-119-11 PLUG, Oil Pan Drain. . . . .	----	----	----	----	----	2125 890
21-119-12 GASKET, Drain Plug . . . . .	----	----	----	----	----	2400 863

**21-129-O TRANSMISSION INPUT SHAFT AND TORQUE CONVERTER**

**REACTION SHAFT**

21-129-5 SHAFT, Input, w/Rear Clutch						
RETAINER . . . . .	*2464 993	2464 993	2464 993	2464 896	2464 896	----
SHAFT, Input . . . . .	2464 315	2464 315	2464 315	2464 315	2464 315	----
SHAFT, Input, w/BUSHING . . . . .	----	----	----	----	----	2124 831
21-129-6 BUSHING, Input Shaft . . . . .	----	----	----	----	----	2205 242

TYPE LETTERS indicate: V - Valiant R - Belvedere P - Plymouth C - Chrysler  
 L - Dart W - Coronet D - Dodge Y - Imperial

\*Indicates use as required. Numerals in parentheses ( ) refer to notes. Printed in U.S.A.  
 ☐Indicates parts not listed in any previous parts book. Prices and specifications subject to change without notice.  
 \* Indicates change or addition. March 1966 Supersedes May 1965.

**AUTOMATIC TRANSMISSION**

NOTE: All quantities are one (1) unless otherwise indicated in parenthesis.

TRANSMISSION	2466 120 A904G	2466 119 A904G	2466 118 A904G	2466 123 A904LA	2466 122 A904LA	2466 134 A727A
--------------	-------------------	-------------------	-------------------	--------------------	--------------------	-------------------

**21-129-O TRANSMISSION INPUT SHAFT AND TORQUE CONVERTER REACTION SHAFT - Cont'd**

21-129-7 RING, Input Shaft Seal (★) . . . . .	1941 831	1941 831	1941 831	1941 831	1941 831	1942 041
SNAP RING, Input Shaft . . . . .	6022 859	6022 859	6022 859	6022 859	6022 859	---- --
21-129-10 SHAFT, Reaction, w/SUPPORT, 27T., 6 7/16" lgh. . . . .	*1942 419	*1942 419	*1942 419	*1942 419	*1942 419	---- --
27T., 6 3/8" lgh. . . . .	-----	-----	-----	-----	-----	*2124 810
21-129-11 BAFFLE, Vent . . . . .	-----	-----	-----	-----	-----	2400 479
21-129-13 RING, Reaction Shaft Support Seal (2) . . . . .	1942 389	1942 389	1942 389	1942 389	1942 389	2124 813
21-129-23 BUSHING, Reaction Shaft . . . . .	2205 302	2205 302	2205 302	2205 302	2205 302	2205 240
21-129-24 GASKET, Reaction Shaft Support . .	1942 390	1942 390	1942 390	1942 390	1942 390	---- --

**21-133-O TRANSMISSION CLUTCH**

21-133-5 CLUTCH, Front . . . . .	-----	-----	-----	2464 903	-----	2124 814
21-133-7 RETAINER, Front Clutch Piston, w/BUSHING . . . . .	2205 325	2205 325	2205 325	2464 897	2464 897	2124 815
Rear Clutch . . . . .	E2464 991	E2464 991	E2464 991	E2464 900	E2464 900	2124 836
Rear Clutch Piston . . . . .	-----	-----	-----	-----	-----	2124 833
21-133-10 BUSHING, Front Clutch Retainer . .	2205 303	2205 303	2205 303	2205 303	2205 303	2205 241
21-133-15 PISTON, Front Clutch . . . . .	1942 395	1942 395	1942 395	1942 395	1942 395	2124 819
Rear Clutch . . . . .	2464 905	2464 905	2464 905	2464 905	2464 905	2204 645
21-133-17 SEAL, Front Clutch Piston, Inner .	1942 396	1942 396	1942 396	1942 396	1942 396	2124 820
Outer . . . . .	1942 397	1942 397	1942 397	1942 397	1942 397	2124 821
Rear Clutch Piston, Inner . . . . .	2125 187	2125 187	2125 187	2125 187	2125 187	1942 054
Outer . . . . .	1942 397	1942 397	1942 397	1942 397	1942 397	2124 835
21-133-20 SPRING, Front Clutch Piston Return Rear Clutch Piston . . . . .	2205 233 1942 414	1942 467 1942 414	1942 467 1942 414	2124 573 1942 414	2205 233 1942 414	2124 822 1942 015
21-133-22 RETAINER, Front Clutch Piston Spring . . . . .	1942 399	1942 399	1942 399	1942 399	1942 399	2124 823
21-133-25 SNAP RING, Rear Clutch Piston Spring, 5 27/64" O.D. . . . .	1942 415	1942 415	1942 415	1942 415	1942 415	---- --
Rear Clutch Retainer, 5 1/4" O.D. (★) . . . . .	*1942 423	*1942 423	*1942 423	*1942 423	*1942 423	---- --
.068" thk., 5 1/4" O.D. (★) . . . . .	*1942 422	*1942 422	*1942 422	*1942 422	*1942 422	---- --
Rear Clutch Piston Retainer, 1 31/64" O.D. . . . .	-----	-----	-----	-----	-----	2124 872
Rear Clutch Piston Spring, 7 3/16" O.D. . . . .	-----	-----	-----	-----	-----	1942 057
21-133-36 DISC, Front Clutch Driving (★) . . .	2205 203	2205 203	2205 203	2205 203	2205 203	2124 827
Rear Clutch Driving (★) . . . . .	2466 689	2466 689	2466 689	2466 689	2466 689	2466 033

TYPE LETTERS Indicate: V - Valiant R - Belvedere P - Plymouth C - Chrysler  
L - Dart W - Coronet D - Dodge Y - Imperial

★Indicates use as required. Numerals in parentheses ( ) refer to notes. Printed in U.S.A.  
EIndicates parts not listed in any previous parts book. Prices and specifications subject to change without notice.  
March 1966 Supersedes May 1965. \* Indicates change or addition.

**AUTOMATIC TRANSMISSION**

NOTE: All quantities are one (1) unless otherwise indicated in parenthesis.

TRANSMISSION	2466 120 A904G	2466 119 A904G	2466 118 A904G	2466 123 A904LA	2466 122 A904LA	2466 134 A727A
<b>21-133-O TRANSMISSION CLUTCH - Cont'd</b>						
21-133-38 PLATE, Front Clutch (★) . . . . .	1942 403	1942 403	1942 403	1942 403	1942 403	2124 826
Rear Clutch (★) . . . . .	1942 403	1942 403	1942 403	1942 403	1942 403	2124 826
21-133-39 PLATE, Front Clutch Pressure . .	1942 402	1942 402	1942 402	2464 892	2464 892	2124 825
Rear Clutch Pressure, Front . . .	2464 890	2464 890	2464 890	2464 890	2464 890	2124 837
Rear Clutch Pressure, Rear . . .	1942 402	1942 402	1942 402	2464 892	2464 892	2124 825
21-133-40 GEAR, Sun, w/BUSHING . . . . .	1942 434	1942 434	1942 434	1942 434	1942 434	2466 536
21-133-42 SHELL, Sun Gear Driving . . . . .	1942 438	1942 438	1942 438	1942 438	1942 438	2400 662
21-133-43 SNAP RING, Front Clutch, Outer, .060" thk., 5 1/4" O.D. . . . .	*1942 421	*1942 421	*1942 421	*1942 421	*1942 421	----
Front Clutch, Inner, 2 7/16" O.D. Rear Clutch Retainer, .060" thk., 5 1/4" O.D. (★) . . . . .	1942 400	1942 400	1942 400	1942 400	1942 400	----
Rear Clutch Retainer, .068" thk., 5 1/4" O.D. (★) . . . . .	1942 421	1942 421	1942 421	1942 421	1942 421	----
Rear Clutch Retainer, .076" thk., 5 1/4" O.D. (★) . . . . .	1942 422	1942 422	1942 422	1942 422	1942 422	----
Front Clutch, Inner, 3 1/4" O.D. Front Clutch, .060" thk., 7" O.D. Rear Clutch Retainer, .060" thk., 7" O.D. (★) . . . . .	1942 423	1942 423	1942 423	1942 423	1942 423	----
Rear Clutch Retainer, .074" thk., 7" O.D. (★) . . . . .	----	----	----	----	----	2124 824
Rear Clutch Retainer, .088" thk., 7" O.D. (★) . . . . .	----	----	----	----	----	*1942 063
21-133-46 RING, Sun Gear Driving Shell Lock (2) . . . . .	1942 439	1942 439	1942 439	1942 439	1942 439	1736 521
21-133-47 PLATE, Sun Gear Driving Shell Thrust . . . . .	----	----	----	----	----	1942 080
(2) . . . . .	2124 258	2124 258	2124 258	2124 258	2124 258	----
21-133-48 WASHER, Sun Gear Driving Shell Thrust (2) . . . . .	2400 528	2400 528	2400 528	2400 528	2400 528	----
w/3 Tabs . . . . .	----	----	----	----	----	1942 081
21-133-65 WASHER, Front Clutch Thrust, Front and Rear, .042" thk. (2) .	*2204 369	*2204 369	*2204 369	*2204 369	*2204 369	----
Front Clutch Thrust, Front, Green, .061" thk. (★) . . . . .	----	----	----	----	----	2204 622
Front Clutch Thrust, Front, Red, .084" thk. (★) . . . . .	----	----	----	----	----	2204 623
Front Clutch Thrust, Front, Yellow, .102" thk. (★) . . . . .	----	----	----	----	----	2400 284
Front Clutch Thrust Rear, Green, .061" thk. (★) . . . . .	----	----	----	----	----	2204 622

TYPE LETTERS Indicate: V - Valiant R - Belvedere P - Plymouth C - Chrysler  
L - Dart W - Coronet D - Dodge Y - Imperial

★ Indicates use as required. Numerals in parentheses ( ) refer to notes. Printed in U.S.A.  
 Ⓜ Indicates parts not listed in any previous parts book. Prices and specifications subject to change without notice.  
 \* Indicates change or addition. March 1966 Supersedes May 1965.

**AUTOMATIC TRANSMISSION**

NOTE: All quantities are one (1) unless otherwise indicated in parenthesis.

TRANSMISSION	2466 120 A904G	2466 119 A904G	2466 118 A904G	2466 123 A904LA	2466 122 A904LA	2466 134 A727A
--------------	-------------------	-------------------	-------------------	--------------------	--------------------	-------------------

**21-134-O TRANSMISSION FRONT AND REAR PLANET PINION CARRIER AND COMPONENTS**

21-134-5 CARRIER, w/PINIONS and WASHERS, Front . . . . .	-----	-----	-----	-----	-----	2466 537
UP TO Trans. Ser. No. 1512686 . . . . .	2525 018	2525 018	2525 018	2525 018	2525 018	-----
AFTER Trans. Ser. No. 1512686 . . . . .	2538 251	2538 251	2538 251	2538 251	2538 251	-----
Rear . . . . .	2525 019	2525 019	2525 019	2525 019	2525 019	2466 539
21-134-8 PINION, Front and Rear Planet (6).	E2464 257	E2464 257	E2464 257	E2464 257	E2464 257	E2400 667
21-134-9 SHAFT, Front and Rear Planet Pinion (6) . . . . .	E2408 019	E2408 019	E2408 019	E2408 019	E2408 019	E2464 178
21-134-10 WASHER, Front and Rear Planet Pinion (12) . . . . .	E2400 142	E2400 142	E2400 142	E2400 142	E2400 142	E2204 648
21-134-11 ROLLER, Front and Rear Planet Pinion (114) . . . . . (138) . . . . .	E2464 259 -----	E2464 259 -----	E2464 259 -----	E2464 259 -----	E2464 259 -----	----- E2204 647
21-134-12 RING, Front and Rear Planet Pinion Roller Thrust (12) . . . . .	E2400 141	E2400 141	E2400 141	E2400 141	E2400 141	*2204 649
21-134-30 WASHER, Front and Rear Planet Pinion Carrier Thrust, w/3 Tabs (2) . . . . .	-----	-----	-----	-----	-----	1942 081
21-134-36 SUPPORT, Front Annulus Gear UP TO Trans. Ser. No. 1512686 . . . . . AFTER Trans. Ser. No. 1512686 . . . . . Rear Annulus Gear . . . . .	2464 902 2538 253 1942 450	2464 902 2538 253 1942 450	2464 902 2538 253 1942 450	2464 902 2538 253 1942 450	2464 902 2538 253 1942 450	----- ----- -----
21-134-38 GEAR, Front and Rear Annulus (2) Front Annulus . . . . . Rear Annulus . . . . .	1942 443 ----- -----	1942 443 ----- -----	1942 443 ----- -----	1942 443 ----- -----	1942 443 ----- -----	----- 2400 663 2400 665
21-134-40 SNAP RING, Front and Rear Annulus Gear (2) . . . . . Front Annulus Gear Support . . . . .	1942 444 1942 448	1942 444 1942 448	1942 444 1942 448	1942 444 1942 448	1942 444 1942 448	----- -----
21-134-45 WASHER, Front Annulus Gear Support Thrust . . . . .	1942 447	1942 447	1942 447	1942 447	1942 447	-----

**21-136-O TRANSMISSION BANDS**

21-136-5 BAND, Kickdown . . . . .	2204 792	2204 792	2204 792	2204 792	2204 792	2124 342
21-136-15 STRUT, Kickdown Band . . . . . ANCHOR, Kickdown Band . . . . .	1630 896 -----	1630 896 -----	1630 896 -----	1630 896 -----	1630 896 -----	2124 848 1942 120
21-136-17 SCREW, Kickdown Band Adjusting . . . . .	1942 477	1942 477	1942 477	1942 477	1942 477	2400 389
21-136-20 LEVER, Kickdown Band . . . . .	2204 952	2125 067	2125 067	2124 579	2124 579	2204 952
21-136-23 SHAFT, Kickdown Band Lever . . . . .	1942 132	1942 132	1942 132	1942 132	1942 132	1942 132
21-136-30 BAND, Reverse . . . . .	1942 487	1942 487	1942 487	1942 487	1942 487	1942 133

TYPE LETTERS Indicate: V - Valiant R - Belvedere P - Plymouth C - Chrysler  
L - Dart W - Coronet D - Dodge Y - Imperial

\*Indicates use as required. Numerals in parentheses ( ) refer to notes. Printed in U.S.A.

⊠Indicates parts not listed in any previous parts book. Prices and specifications subject to change without notice.

March 1966 Supersedes May 1965.

\* Indicates change or addition.

## AUTOMATIC TRANSMISSION

NOTE: All quantities are one (1) unless otherwise indicated in parenthesis.

TRANSMISSION	2466 120 A904G	2466 119 A904G	2466 118 A904G	2466 123 A904LA	2466 122 A904LA	2466 134 A727A
<b>21-136-O TRANSMISSION BANDS - Cont'd</b>						
21-136-41 STRUT, Reverse Band . . . . .	1942 497	1942 497	1942 497	1942 497	1942 497	2204 823
21-136-44 LINK, Reverse Band, w/ANCHOR .	2464 439	2464 439	2464 439	2464 439	2464 439	2204 820
21-136-47 LEVER, Reverse Band, w/STEM . .	1942 491	1942 491	1942 491	1942 491	1942 491	1942 137
Reverse Band, Short . . . . .	2464 851	2464 851	2464 851	2464 851	2464 851	2124 493
21-136-49 SHAFT, Reverse Band Lever . . . .	1942 493	1942 493	1942 493	1942 493	1942 493	2124 857
21-136-52 SCREW, Reverse Band Adjusting . .	1942 543	1942 543	1942 543	1942 543	1942 543	1942 141
21-136-55 SEAL, Reverse Band Lever Shaft .	-----	-----	-----	-----	-----	1550 711
21-136-65 DRUM, Reverse . . . . .	2466 008	2466 008	2466 008	2466 008	2466 008	2464 384
21-136-228 CAM and RETAINER PACKAGE, "O" Running Clutch . . . . .	2421 281	2421 281	2421 281	2421 281	2421 281	-----
21-136-229 SCREW and WASHER, Cam (6) . . .	*1823 543	*1823 543	1823 543	*1823 543	*1823 543	-----
21-136-231 CAM, "O" Running Clutch . . . . .	-----	-----	-----	-----	-----	1942 095
21-136-232 RACE, "O" Running Clutch . . . . .	-----	-----	-----	-----	-----	2124 844
UP TO Trans. Ser. No. 1434877 .	2464 864	2464 864	2464 864	2464 864	2464 864	-----
AFTER Trans. Ser. No. 1434877 .	2466 911	2466 911	2466 911	2466 911	2466 911	-----
21-136-233 RETAINER, "O" Running Clutch Spring . . . . .	-----	-----	-----	-----	-----	1942 096
21-136-235 ROLLER, "O" Running Clutch Cam (12) . . . . .	*2464 888	*2464 888	*2464 888	*2464 888	*2464 888	* 670 776
21-136-236 SPRING, "O" Running Clutch Cam Roller (12) . . . . .	*2464 446	*2464 446	*2464 446	*2464 446	*2464 446	*1942 187
21-136-237 WASHER, "O" Running Clutch Race Thrust . . . . .	2400 528	2400 528	2400 528	2400 528	2400 528	-----
<b>21-137-O TRANSMISSION SERVOS</b>						
21-137-5 PISTON, Kickdown Servo . . . . .	1942 478	1942 478	1942 478	1942 478	1942 478	2124 850
21-137-8 RING, Kickdown Servo Piston Seal, Small . . . . .	1672 287	1672 287	1672 287	1672 287	1672 287	2124 851
Large . . . . .	1636 470	1636 470	1636 470	1636 470	1636 470	1942 123
Kickdown Servo Guide Seal . . . . .	1636 470	1636 470	1636 470	1636 470	1636 470	1942 123
21-137-11 ROD, Kickdown Servo Piston . . . .	1942 482	1942 482	1942 482	1942 482	1942 482	2124 853
21-137-13 GUIDE, Kickdown Servo . . . . .	1942 485	1942 485	1942 485	1942 485	1942 485	2124 856
21-137-19 SNAP RING, Kickdown Servo Piston Rod Guide . . . . .	1942 486	1942 486	1942 486	1942 486	1942 486	1942 130
21-137-22 SPRING, Kickdown Servo Piston . .	1942 481	1942 481	1942 481	1942 481	1942 481	-----
Inner . . . . .	-----	-----	-----	-----	-----	2124 852
Outer . . . . .	-----	-----	-----	-----	-----	2125 069

TYPE LETTERS indicate:

V - Valiant  
L - DartR - Belvedere  
W - CoronetP - Plymouth  
D - DodgeC - Chrysler  
Y - Imperial

★Indicates use as required.

ⓂIndicates parts not listed in any previous parts book.

\* Indicates change or addition.

Numerals in parentheses ( ) refer to notes.

Prices and specifications subject to change without notice.

March 1966 Supersedes May 1965.

**AUTOMATIC TRANSMISSION**

NOTE: All quantities are one (1) unless otherwise indicated in parenthesis.

TRANSMISSION	2466 120 A904G	2466 119 A904G	2466 118 A904G	2466 123 A904LA	2466 122 A904LA	2466 134 A727A
<b>21-137-O TRANSMISSION SERVOS - Cont'd</b>						
21-137-35 PISTON, Reverse Servo . . . . .	2464 461	2464 461	2464 461	2464 461	2464 461	2464 689
21-137-41 SPRING, Reverse Servo Piston Cushion . . . . .	1823 941	1823 941	1823 941	1823 941	1823 941	1823 941
21-137-44 SNAP RING, Reverse Servo Piston Plug . . . . .	1823 940	1823 940	1823 940	1823 940	1823 940	1823 940
21-137-47 PLUG, Reverse Servo Piston . . . . .	1942 152	1942 152	1942 152	1942 152	1942 152	1942 152
21-137-50 RING, Reverse Servo Piston Seal, Rubber . . . . .	2464 462	2464 462	2464 462	2464 462	2464 462	2464 481
21-137-53 SPRING, Reverse Servo Piston . . . . .	1942 458	1942 458	1942 458	1942 458	1942 458	1942 149
21-137-56 RETAINER, Reverse Servo Piston Spring . . . . .	2464 463	2464 463	2464 463	2464 463	2464 463	1942 150
21-137-59 SNAP RING, Reverse Servo Piston Spring Retainer . . . . .	2464 464	2464 464	2464 464	2464 464	2464 464	1942 130
21-137-200 PISTON, Accumulator . . . . .	1942 153	1942 153	1942 153	1942 153	1942 153	1942 153
21-137-202 RING, Accumulator Piston Seal, Small . . . . .	1941 831	1941 831	1941 831	1941 831	1941 831	1941 831
Large . . . . .	2124 255	2124 255	2124 255	2124 255	2124 255	2124 255
21-137-205 SPRING, Accumulator Piston . . . . .	2125 109	2125 109	2125 109	2125 109	2125 109	2464 076
<b>21-138-O TRANSMISSION GOVERNOR</b>						
21-138-2 REPAIR PACKAGE, Governor . . . . .	2196 998	2196 998	2196 998	2196 998	2196 998	2275 498
21-138-7 SNAP RING, Governor Body . . . . .	6022 583	6022 583	6022 583	6022 583	6022 583	6022 817
21-138-10 SUPPORT, Governor . . . . .	2466 373	2466 373	2466 373	2466 373	2466 373	2466 371
21-138-13 WEIGHT, Governor, Outer . . . . .	1636 461	1636 461	1636 461	1636 461	1636 461	1636 461
Inner . . . . .	1636 462	1636 462	1636 462	1636 462	1636 462	1636 462
21-138-15 SPRING, Governor Weight . . . . .	2124 662	1949 858	1949 858	2124 662	1949 858	1949 858
21-138-19 SNAP RING, Governor Weight, Outer . . . . .	1636 465	1636 465	1636 465	1636 465	1636 465	1636 465
Inner . . . . .	1636 464	1636 464	1636 464	1636 464	1636 464	1636 464
21-138-21 LOCK, Body Bolt (2) . . . . .	2125 024	2125 024	2125 024	2125 024	2125 024	2125 024
21-138-23 VALVE, Governor . . . . .	2124 663	2124 663	2124 663	2124 663	2124 663	2124 663
21-138-26 SHAFT, Governor Valve . . . . .	1556 082	1556 082	1556 082	1556 082	1556 082	1556 082
21-138-29 SNAP RING, Governor Valve Shaft (2) . . . . .	1638 461	1638 461	1638 461	1638 461	1638 461	1638 461
21-138-38 RING, Governor Support Seal (2) . . . . .	1942 109	1942 109	1942 109	1942 109	1942 109	1942 109

TYPE LETTERS Indicate: V - Valiant R - Belvedere P - Plymouth C - Chrysler  
L - Dart W - Coronet D - Dodge Y - Imperial

\*Indicates use as required. Numerals in parentheses ( ) refer to notes. Printed in U.S.A.  
 †Indicates parts not listed in any previous parts book. Prices and specifications subject to change without notice.  
 March 1966 Supersedes May 1965. \* Indicates change or addition.



## AUTOMATIC TRANSMISSION

NOTE: All quantities are one (1) unless otherwise indicated in parenthesis.

TRANSMISSION	2466 120 A904G	2466 119 A904G	2466 118 A904G	2466 123 A904LA	2466 122 A904LA	2466 134 A727A
<b>21-139-O TRANSMISSION VALVE BODY AND VALVES</b>						
21-139-4 BODY, w/Transfer PLATE, Complete	2466 513	2466 514	2466 514	2466 515	2466 515	2464 693
21-139-9 VALVE, Manual . . . . .	2464 675	2464 675	2464 675	2464 675	2464 675	2464 675
21-139-12 LEVER, Manual Valve . . . . .	2464 676	2464 676	2464 676	2464 676	2464 676	2464 676
21-139-24 SPRING, Manual Valve Lever Detent	1942 225	1942 225	1942 225	1942 225	1942 225	1942 225
21-139-30 VALVE, Throttle . . . . .	1636 423	1636 423	1636 423	1636 423	1636 423	1636 423
21-139-33 SPRING, Throttle Valve . . . . .	1949 847	1949 847	1949 847	1949 847	1949 847	1949 847
21-139-47 SEAL, Throttle Lever Shaft . . . . .	2466 548	2466 548	2466 548	2466 548	2466 548	2466 548
21-139-49 SNAP RING, Throttle Valve Lever Shaft . . . . .	1539 430	1539 430	1539 430	1539 430	1539 430	1539 430
21-139-50 LEVER, Throttle Valve . . . . .	2464 390	2464 390	2464 390	2464 390	2464 390	2464 390
21-139-63 PLUG, Regulator Valve Throttle Pressure . . . . .	1942 245	1942 245	1942 245	1942 245	1942 245	1942 245
Regulator Valve Line Pressure . . . . .	1942 218	1942 218	1942 218	1942 218	1942 218	1942 218
21-139-64 SLEEVE, Regulator Valve Line Pressure Plug . . . . .	1942 213	1942 213	1942 213	1942 213	1942 213	1942 213
21-139-67 VALVE, Regulator . . . . .	2124 733	2124 733	2124 733	2124 733	2124 733	2124 733
21-139-68 SPRING, Regulator Valve . . . . .	2124 734	2124 734	2124 734	2124 734	2124 734	2124 734
21-139-71 RETAINER, Regulator Valve Spring	2204 975	2204 975	2204 975	2204 975	2204 975	2204 975
21-139-74 SCREW, Line Pressure Adjusting . Throttle Pressure Adjusting . . . . .	2124 736 6023 343	2124 736 6023 343	2124 736 6023 343	2124 736 6023 343	2124 736 6023 343	2124 736 6023 343
21-139-76 NUT, Throttle Pressure Adjusting Screw Lock . . . . .	1949 523	1949 523	1949 523	1949 523	1949 523	1949 523
Line Pressure Adjusting Screw . . . . .	2124 737	2124 737	2124 737	2124 737	2124 737	2124 737
21-139-78 VALVE, Kickdown . . . . .	1941 623	1941 623	1941 623	1941 623	1941 623	1941 623
PLUG, Kickdown Detent . . . . .	1941 624	1941 624	1941 624	1941 624	1941 624	1941 624
21-139-95 VALVE, Shuttle . . . . .	1854 275	1854 275	1854 275	1854 275	1854 275	1854 275
PLUG, Shuttle Valve . . . . .	1854 274	1854 274	1854 274	1854 274	1854 274	1854 274
21-139-98 SNAP RING, Shuttle Valve . . . . .	1539 430	1539 430	1539 430	1539 430	1539 430	1539 430
21-139-101 SPRING, Shuttle Valve . . . . .	2124 697	2124 697	2124 697	2124 697	2124 697	2124 697
21-139-105 VALVE, 1-2 Shift . . . . .	1941 602	1942 602	1941 602	1941 602	1941 602	1941 602
PLUG, 1-2 Shift Valve . . . . .	1941 603	1941 603	1941 603	1941 603	1941 603	1941 603
VALVE, 2-3 Shift . . . . .	1941 600	1941 600	1941 600	1941 600	1941 600	1941 600
PLUG, 2-3 Shift Valve . . . . .	1941 601	1941 601	1941 601	1941 601	1941 601	1941 601

TYPE LETTERS Indicate:

V - Valiant  
L - DartR - Belvedere  
W - CoronetP - Plymouth  
D - DodgeC - Chrysler  
Y - Imperial

★Indicates use as required.

⊖Indicates parts not listed in any previous parts book.

\* Indicates change or addition.

Numerals in parentheses ( ) refer to notes.

Prices and specifications subject to change without notice.

Printed in U.S.A.

March 1966 Supersedes May 1965.

**AUTOMATIC TRANSMISSION**

NOTE: All quantities are one (1) unless otherwise indicated in parenthesis.

TRANSMISSION	2466 120 A904G	2466 119 A904G	2466 118 A904G	2466 123 A904LA	2466 122 A904LA	2466 134 A727A
<b>21-139-O TRANSMISSION VALVE BODY AND VALVES - Cont'd</b>						
21-139-108 SPRING, 1-2 Shift Valve . . . . .	2204 547	2204 547	2204 547	2204 547	2204 547	2204 547
2-3 Shift Valve . . . . .	1942 231	1942 231	1942 231	1942 231	1942 231	1942 231
21-139-117 VALVE, Torque Converter Control .	2124 256	2124 256	2124 256	2124 256	2124 256	2124 256
21-139-118 SPRING, Torque Converter Control Valve . . . . .	2124 257	2124 257	2124 257	2124 257	2124 257	2124 257
21-139-135 COVER, Regulator Valve . . . . .	2205 034	2205 034	2205 034	2205 034	2205 034	2205 034
Shift Valve . . . . .	1942 228	1942 228	1942 228	1942 228	1942 228	1942 228
Shift Valve Plug . . . . .	1942 230	1942 230	1942 230	1942 230	1942 230	1942 230
Shuttle Valve . . . . .	1942 227	1942 227	1942 227	1942 227	1942 227	1942 227
Reverse Blocker Valve . . . . .	2205 034	2205 034	2205 034	2205 034	2205 034	2205 034
21-139-140 PLATE, Valve Body . . . . .	2205 053	2464 887	2464 887	2464 887	2464 887	2204 576
21-139-143 VALVE, Front and Rear Pump Check (2) . . . . .	2204 599	2204 599	2204 599	2204 599	2204 599	2204 599
21-139-144 SPRING, Front and Rear Pump Check Valve (2) . . . . .	1942 233	1942 233	1942 233	1942 233	1942 233	1942 233
21-139-147 PLATE, Transfer . . . . .	2400 339	2400 339	2400 339	2400 340	2400 340	2400 340
21-139-154 SUPPORT, Transfer Plate . . . . .	1942 237	1942 237	1942 237	1942 237	1942 237	1942 237
21-139-190 VALVE, Reverse Blocker . . . . .	2464 778	2464 778	2464 778	2464 778	2464 778	2464 778
21-139-191 SEAL, Reverse Blocker Valve . . .	2204 885	2204 885	2204 885	2205 885	2204 885	2204 885
21-139-193 SPRING, Reverse Blocker . . . . .	2204 890	2204 890	2204 890	2204 890	2204 890	2204 890

NOTE: All quantities are one (1) unless otherwise indicated in parenthesis.

TRANSMISSION	2466 135 A727A	2466 111 A727A	2466 112 A727B	2466 113 A727B	2466 164 A727B	2466 125 A727B
<b>21-01-O TRANSMISSION SETS OR PACKAGES</b>						
21-01-3 SEAL and GASKET PACKAGE . . .	2525 482	2525 482	2525 482	2525 482	2525 483	2495 037
<b>21-03-O TRANSMISSION CASE</b>						
21-03-1 CASE . . . . .	2466 226	2466 209	2400 131	2400 131	2400 131	2400 131
<b>21-04-O TRANSMISSION CASE EXTENSION</b>						
21-04-1 EXTENSION . . . . .	2466 047	2466 047	2466 047	2466 047	2466 551	2400 065
21-04-2 GASKET . . . . .	2400 064	2400 064	2400 064	2400 064	2400 064	2400 064
Output Shaft Bearing Inspection Cover . . . . .	2466 049	2466 049	2466 049	2466 049	2466 049	----
21-04-6 SCREW, Extension or Sprag, Long .	2464 593	2464 593	2464 593	2464 593	2464 593	2464 593
Short (5) . . . . .	6023 514	6023 514	6023 514	6023 514	6023 514	6023 514

TYPE LETTERS Indicate: V - Valiant R - Belvedere P - Plymouth C - Chrysler  
L - Dart W - Coronet D - Dodge Y - Imperial

\*Indicates use as required. Numerals in parentheses ( ) refer to notes. Printed in U.S.A.  
 †Indicates parts not listed in any previous parts book. Prices and specifications subject to change without notice.  
 March 1966 Supersedes May 1965. \* Indicates change or addition.

**AUTOMATIC TRANSMISSION**

NOTE: All quantities are one (1) unless otherwise indicated in parenthesis.

TRANSMISSION	2466 135 A727A	2466 111 A727A	2466 112 A727B	2466 113 A727B	E2466 164 A727B	2466 125 A727B
<b>21-04-0 TRANSMISSION CASE EXTENSION - Cont'd</b>						
21-04-8 COVER, Output Shaft Bearing Inspection . . . . .	2466 048	2466 048	2466 048	2466 048	2466 048	-----
21-04-11 BUSHING . . . . . BEARING . . . . .	2466 824 -----	2466 824 -----	2466 824 -----	2466 824 -----	2466 824 -----	----- 1672 194
21-04-12 SNAP RING, Bearing . . . . .	-----	-----	-----	-----	-----	1736 432
21-04-18 WASHER, Extension or Sprag Screw	2464 595	2464 595	2464 595	2464 595	2464 595	2464 595
<b>21-05-0 TRANSMISSION OUTPUT SHAFT</b>						
21-05-1 SHAFT, w/PLUG . . . . .	2466 045	2466 045	2466 045	2466 045	2466 045	2400 990
21-05-2 BEARING, Output Shaft Front . . .	2466 224	2466 224	2466 224	2466 224	2466 224	-----
21-05-8 SNAP RING, Bearing Outer (2) . . Front Bearing, Front . . . . .	2400 320 6025 570	2400 320 6025 570	2400 320 6025 570	2400 320 6025 570	2400 320 6025 570	----- -----
21-05-12 OIL SEAL, Output Shaft . . . . . 1 1/4" lgh., 1 3/16" I.D., w/5 Sealing Lips, Rubber . . . . .	----- 2400 301	----- 2400 301	----- 2400 301	----- 2400 301	----- 2400 301	----- 2205 080
OIL SEAL or BOOT, Output Shaft and Yoke, 1 61/64" lgh., 2 1/2" O.D., Rubber and Metal . . . . .	2400 300	2400 300	2400 300	2400 300	2400 300	-----
21-05-18 RING, Output Shaft and Yoke Seal Stop	2466 207	2466 207	2466 207	2466 207	2466 207	-----
21-05-19 SNAP RING, Output Shaft, .048" (★) .055" (★) . . . . . .062" . . . . .	6022 816 6024 311 6024 312	6022 816 6024 311 6024 312	6022 816 6024 311 6024 312	6022 816 6024 311 6024 312	6022 816 6024 311 6024 312	6022 816 6024 311 6024 312
21-05-35 WASHER, Output Thrust . . . . .	2400 843	2400 843	2400 843	2400 843	2125 104	2400 843
<b>21-117-0 TRANSMISSION OIL FILTER</b>						
Note: See Code 9-46-27 for Tubes						
21-117-1 FILTER or STRAINER . . . . . SCREW (3) . . . . .	2466 849 6023 524	2466 849 6023 524	2466 849 6023 524	2466 849 6023 524	2466 849 6023 524	2466 849 6023 524
21-117-5 GASKET, Oil Filter . . . . .	2205 202	2205 202	2205 202	2205 202	2205 202	2205 202
<b>21-118-0 TRANSMISSION OIL PUMP</b>						
21-118-6 ROTOR PACKAGE, Front Pump Rear Pump . . . . .	2275 497 2275 496	2275 497 2275 496	2275 497 2275 496	2275 497 2275 496	2585 224 -----	2275 497 2275 496
21-118-40 HOUSING, Front Pump, w/BUSHING Rear Pump . . . . .	2466 977 2464 383	2466 977 2464 383	2466 977 2464 383	2466 977 2464 383	E2466 998 2464 383	2466 977 2464 383
21-118-42 OIL SEAL, Front Oil Pump Housing, 2 5/8" O.D. . . . .	1942 020	1942 020	1942 020	1942 020	1942 020	1942 020
21-118-45 OIL SEAL, Front Pump Housing, 10" O.D. . . . .	1942 021	1942 021	1942 021	1942 021	1942 021	1942 021
21-118-47 BUSHING, Front Pump Housing . . .	2466 324	2466 324	2466 324	2466 324	2466 324	2466 324

TYPE LETTERS Indicate: V - Valiant R - Belvedere P - Plymouth C - Chrysler  
L - Dart W - Coronet D - Dodge Y - Imperial

\*Indicates use as required. Numerals in parentheses ( ) refer to notes. Printed in U.S.A.  
EIndicates parts not listed in any previous parts book. Prices and specifications subject to change without notice.  
\* Indicates change or addition. March 1966 Supersedes May 1965.

**AUTOMATIC TRANSMISSION**

NOTE: All quantities are one (1) unless otherwise indicated in parenthesis.

TRANSMISSION . . . . .	2466 135 A727A	2466 111 A727A	2466 112 A727B	2466 113 A727B	2466 164 A727B	2466 125 A727B
<b>21-118-O TRANSMISSION OIL PUMP - Cont'd</b>						
21-118-53 COVER, Rear Pump Housing . . . . .	2400 087	2400 087	2400 087	2400 087	2400 087	2400 087
21-118-54 GASKET, Front Pump Housing . . . . .	2124 846	2124 846	2124 846	2124 846	2124 846	2124 846
21-118-55 SCREW, Front Pump Housing, w/WASHER (★) . . . . .	6023 943	6023 943	6023 943	6023 943	6023 943	6023 943
21-118-57 SHIELD, Front Pump Housing Vent	2204 993	2204 993	2204 993	2204 993	2204 993	2204 993
<b>21-119-O TRANSMISSION OIL PAN</b>						
21-119-3 PAN, Oil . . . . .	2464 419	2464 419	2464 419	2464 419	2464 419	2464 419
SCREW (14) . . . . .	6023 355	6023 355	6023 355	6023 355	6023 355	6023 355
21-119-5 GASKET, Oil Pan . . . . .	2464 324	2464 324	2464 324	2464 324	2464 324	2464 324
21-119-11 PLUG, Oil Pan Drain . . . . .	2125 890	-----	-----	-----	-----	-----
21-119-12 GASKET, Drain Plug . . . . .	2400 863	-----	-----	-----	-----	-----

**21-129-O TRANSMISSION INPUT SHAFT AND TORQUE CONVERTER REACTION SHAFT**

21-129-5 SHAFT, Input, w/BUSHING . . . . .	2124 831	2124 831	2124 831	2124 831	2466 403	2124 831
21-129-6 BUSHING, Input Shaft . . . . .	2205 242	2205 242	2205 242	2205 242	2205 242	2205 242
21-129-7 RING, Input Shaft Seal . . . . .	1942 041	1942 041	1942 041	1942 041	1942 041	1942 041
21-129-10 SHAFT, Reaction, w/SUPPORT, 27T., 6 3/8" lgh. . . . .	*2124 810	*2124 810	*2124 810	*2124 810	*2124 810	*2124 810
21-129-11 BAFFLE, Vent . . . . .	2400 479	2400 479	2400 479	2400 479	2466 197	2400 479
21-129-13 RING, Reaction Shaft Support Seal (2) . . . . .	2124 813	2124 813	2124 813	2124 813	2124 813	2124 813
21-129-23 BUSHING, Reaction Shaft . . . . .	2205 240	2205 240	2205 240	2205 240	2205 240	2205 240

**21-133-O TRANSMISSION CLUTCH**

21-133-5 CLUTCH, Front . . . . .	2124 814	2124 814	2124 814	2124 814	-----	*2124 814
21-133-7 RETAINER, Front Clutch Piston, w/BUSHING . . . . .	2124 815	2124 815	2124 815	2124 815	2466 187	2124 815
Rear Clutch . . . . .	2124 836	2204 976	2124 836	2124 836	2538 047	2124 836
Rear Clutch Piston . . . . .	2124 833	2124 833	2124 833	2124 833	2124 833	2124 833
21-133-10 BUSHING, Front Clutch Retainer . .	2205 241	2205 241	2205 241	2205 241	2205 241	2205 241
21-133-15 PISTON, Front Clutch . . . . .	2124 819	2124 819	2124 819	2124 819	2124 819	2124 819
Rear Clutch . . . . .	2204 645	2204 645	2204 645	2204 645	*2538 645	2204 645
21-133-17 SEAL, Front Clutch Piston, Inner .	2124 820	2124 820	2124 820	2124 820	2124 820	2124 820
Outer . . . . .	2124 821	2124 821	2124 821	2124 821	2124 821	2124 821
Rear Clutch Piston, Inner . . . . .	1942 054	1942 054	1942 054	1942 054	1942 054	1942 054
Outer . . . . .	2124 835	2124 835	2124 835	2124 835	2124 835	2124 835

TYPE LETTERS Indicate: V - Valiant R - Belvedere P - Plymouth C - Chrysler  
L - Dart W - Coronet D - Dodge Y - Imperial

★Indicates use as required. Numerals in parentheses ( ) refer to notes. Printed in U.S.A.  
 †Indicates parts not listed in any previous parts book. Prices and specifications subject to change without notice.  
 March 1966 Supersedes May 1965. \* Indicates change or addition.

**AUTOMATIC TRANSMISSION**

NOTE: All quantities are one (1) unless otherwise indicated in parenthesis.

TRANSMISSION	2466 135 A727A	2466 111 A727A	2466 112 A727B	2466 113 A727B	2466 164 A727B	2466 125 A727B
<b>21-133-O TRANSMISSION CLUTCH - Cont'd</b>						
21-133-20 SPRING, Front Clutch Piston Return Rear Clutch Piston . . . . .	2124 822 1942 015	2124 822 1942 015	2124 822 1942-015	2124 822 1942 015	2124 822 1942 015	2124 822 1942 015
21-133-22 RETAINER, Front Clutch Piston Spring . . . . .	2124 823	2124 823	2124 823	2124 823	2124 823	2124 823
21-133-25 SNAP RING, Rear Clutch Piston Retainer, 1 31/64" O.D. . . . . Rear Clutch Piston Spring, 7 3/16" O.D. . . . .	2124 872 1942 057	2124 872 1942 057	2124 872 1942 057	2124 872 1942 057	2124 872 ----	2124 872 1942 057
21-133-31 SPRING, Rear Clutch Wave . . . . .	-----	-----	-----	-----	2466 806	-----
21-133-36 DISC, Front Clutch Driving (4) . . . Rear Clutch Driving (3) . . . . . (4) . . . . .	*2124 827 *2466 033 -----	*2124 827 *2466 033 -----	*2124 827 *2466 033 -----	*2124 827 *2466 033 -----	---- *2400 725 *2466 033	*2124 827 *2466 033 -----
21-133-38 PLATE, Front Clutch (4) . . . . . (5) . . . . . Rear Clutch (3) . . . . .	*2124 826 ----- *2124 826	*2124 826 ----- *2124 826	*2124 826 ----- *2124 826	*2124 826 ----- *2124 826	---- *2124 826 *2124 826	*2124 826 ----- *2124 826
21-133-39 PLATE, Front Clutch Pressure . . Rear Clutch Pressure, Front . . . Rear Clutch Pressure, Rear . . .	2124 825 2124 837 2124 825	2124 825 2124 837 2124 825	2124 825 2124 837 2124 825	2124 825 2124 837 2124 825	2124 825 2466 803 2124 825	2124 825 2124 837 2124 825
21-133-40 GEAR, Sun, w/BUSHING . . . . .	2466 536	2466 536	2466 536	2466 536	2466 536	2466 536
21-133-42 SHELL, Sun Gear Driving . . . . .	2400 662	2400 662	2400 662	2400 662	2400 662	2400 662
21-133-43 SNAP RING, Front Clutch, Inner 3 1/4" O.D. . . . . Front Clutch, 7" O.D. . . . . .060" thk., 7" O.D. (★) . . . . . Front Clutch, .074" thk., 7" O.D. (★) . . . . . Front Clutch, .088" thk., 7" O.D. (★) . . . . . Front Clutch, Inner, 3 5/16" O.D. Rear Clutch Retainer, .060" thk., 7" O.D. (★) . . . . . Rear Clutch Retainer, .074" thk., 7" O.D. (★) . . . . . Rear Clutch Retainer, .088" thk., 7" O.D. (★) . . . . . Rear Clutch Retainer, .106" thk., 7" O.D. (★) . . . . .	2124 824 1942 063 ----- ----- ----- ----- 1942 063 1942 064 1942 065 ----- 1942 063 1942 064 1942 065 -----	2124 824 1942 063 ----- ----- ----- ----- 1942 063 1942 064 1942 065 ----- 1942 063 1942 064 1942 065 -----	2124 824 1942 063 ----- ----- ----- ----- 1942 063 1942 064 1942 065 ----- 1942 063 1942 064 1942 065 -----	2124 824 1942 063 ----- ----- ----- ----- 1942 063 1942 064 1942 065 ----- 1942 063 1942 064 1942 065 -----	---- ---- 1942 063 1942 064 1942 065 2466 369 ----- 1942 063 1942 064 1942 065 ----- 2466 811	2124 824 1942 063 ----- ----- ----- ----- 1942 063 1942 064 1942 065 ----- 1942 063 1942 064 1942 065 -----
21-133-46 RING, Sun Gear Driving Shell Lock (2) . . . . .	1736 521	1736 521	1736 521	1736 521	2466 384	1736 521
21-133-47 PLATE, Sun Gear Driving Shell Thrust . . . . .	1942 080	1942 080	1942 080	1942 080	1942 080	1942 080
21-133-48 WASHER, Sun Gear Driving Shell Thrust, w/3 Tabs . . . . .	1942 081	1942 081	1942 081	1942 081	1942 081	1942 081
21-133-62 SPACER, Rear Clutch Piston Spring	-----	-----	-----	-----	2466 804	-----

TYPE LETTERS indicate: V - Volant R - Belvedere P - Plymouth C - Chrysler  
L - Dart W - Coronet D - Dodge Y - Imperial

★ Indicates use as required. Numerals in parentheses ( ) refer to notes. Printed in U.S.A.  
 Ⓜ Indicates parts not listed in any previous parts book. Prices and specifications subject to change without notice.  
 \* Indicates change or addition. March 1966 Supersedes May 1965.

**AUTOMATIC TRANSMISSION**

NOTE: All quantities are one (1) unless otherwise indicated in parenthesis.

TRANSMISSION	2466 135 A727A	2466 111 A727A	2466 112 A727B	2466 113 A727B	2466 164 A727B	2466 125 A727B
<b>21-133-O TRANSMISSION CLUTCH - Cont'd</b>						
21-133-65 WASHER, Front Clutch Thrust, Front, Green, .061" thk. (★) . . . . .	2204 622	2204 622	2204 622	2204 622	2204 622	2204 622
Front Clutch Thrust, Front, Red, .084" thk. (★) . . . . .	2204 623	2204 623	2204 623	2204 623	2204 623	2204 623
Front Clutch Thrust, Front, Yellow, .102" thk. (★) . . . . .	2400 284	2400 284	2400 284	2400 284	2400 284	2400 284
Front Clutch Thrust, Rear, Green, .061" thk. (★) . . . . .	2204 622	2204 622	2204 622	2204 622	2204 622	2204 622

**21-134-O TRANSMISSION FRONT AND REAR PLANET PINION CARRIER AND COMPONENTS**

21-134-5 CARRIER, w/PINIONS and WASHERS, Front . . . . .	2466 537	2466 537	2466 537	2466 537	2466 537	2466 537
Rear . . . . .	2466 539	2466 539	2466 539	2466 539	2466 539	2466 539
21-134-8 PINION, Front and Rear Planet (6).	E2400 667	E2400 667	E2400 667	E2400 667	E2400 667	E2400 667
21-134-9 SHAFT, Front and Rear Planet Pinion (6) . . . . .	E2464 178	E2464 178	E2464 178	E2464 178	E2464 178	E2464 178
21-134-10 WASHER, Front and Rear Planet Pinion (12) . . . . .	E2204 648	E2204 648	E2204 648	E2204 648	E2204 648	E2204 648
21-134-11 ROLLER, Front and Rear Planet Pinion (138) . . . . .	E2204 647	E2204 647	E2204 647	E2204 647	E2204 647	E2204 647
21-134-12 RING, Front and Rear Planet Pinion Roller Thrust (12) . . . . .	E2204 649	E2204 649	E2204 649	E2204 649	E2204 649	E2204 649
21-134-30 WASHER, Front and Rear Planet Pinion Carrier Thrust, w/3 Tabs (2) . . . . .	1942 081	1942 081	1942 081	1942 081	1942 081	1942 081
21-134-38 GEAR, Front Annulus . . . . .	2400 663	2400 663	2400 663	2400 663	2400 663	2400 663
Rear Annulus . . . . .	2400 665	2400 665	2400 665	2400 665	2400 665	2400 665
21-134-45 PLATE, Rear Annulus Gear Thrust .	-----	-----	2400 580	-----	-----	-----

**21-136-O TRANSMISSION BANDS**

21-136-5 BAND, Kickdown . . . . .	2124 342	2124 342	2124 342	2124 342	E2538 461	2124 342
21-136-15 STRUT, Kickdown Band . . . . .	2124 848	2124 848	2124 848	2124 848	2124 848	2124 848
ANCHOR, Kickdown Band . . . . .	1942 120	1942 120	1942 120	1942 120	1942 120	1942 120
21-136-17 SCREW, Kickdown Band Adjusting .	2400 389	2400 389	2400 389	2400 389	2400 389	2400 389
21-136-20 LEVER, Kickdown Band . . . . .	2204 952	2204 952	2125 067	2125 067	2124 579	2125 067
21-136-23 SHAFT, Kickdown Band Lever . . .	1942 132	1942 132	1942 132	1942 132	1942 132	1942 132
21-136-30 BAND, Reverse . . . . .	1942 133	1942 133	1942 133	1942 133	1942 133	1942 133
21-136-41 STRUT, Reverse Band . . . . .	2204 823	2204 823	2204 823	2204 823	2204 823	2204 823

TYPE LETTERS indicate:

V - Valiant  
L - Dart

R - Belvedere  
W - Coronet

P - Plymouth  
D - Dodge

C - Chrysler  
Y - Imperial

\*Indicates use as required.

Numerals in parentheses ( ) refer to notes.

Printed in U.S.A.

EIndicates parts not listed in any previous parts book.

Prices and specifications subject to change without notice.

March 1966 Supersedes May 1965.

\* Indicates change or addition.

**AUTOMATIC TRANSMISSION**

NOTE: All quantities are one (1) unless otherwise indicated in parenthesis.

TRANSMISSION	2466 135 A727A	2466 111 A727A	2466 112 A727B	2466 113 A727B	2466 164 A727B	2466 125 A727B
<b>21-136-O TRANSMISSION BANDS - Cont'd</b>						
21-136-44 LINK, Reverse Band, w/ANCHOR .	2204 820	2204 820	2204 820	2204 820	2204 820	2204 820
21-136-47 LEVER, Reverse Band, w/STEM . . Reverse Band, Short . . . . .	1942 137 2124 493	1942 137 2124 493	1942 137 2124 493	1942 137 2124 493	1942 137 2124 493	1942 137 2124 493
21-136-49 SHAFT, Reverse Band Lever . . . .	2124 857	2124 857	2124 857	2124 857	2124 857	2124 857
21-136-52 SCREW, Reverse Band Adjusting . .	1942 141	1942 141	1942 141	1942 141	1942 141	1942 141
21-136-55 SEAL, Reverse Band Lever Shaft .	1550 711	1550 711	1550 711	1550 711	1550 711	1550 711
21-136-65 DRUM, Reverse . . . . .	2464 384	2464 384	2464 384	2464 384	2464 384	2464 384
21-136-231 CAM, "O" Running Clutch . . . . .	1942 095	1942 095	1942 095	1942 095	1942 095	1942 095
21-136-232 RACE, "O" Running Clutch . . . .	2124 844	2124 844	2124 844	2124 844	2124 844	2124 844
21-136-233 RETAINER, "O" Running Clutch Spring . . . . .	1942 096	1942 096	1942 096	1942 096	1942 096	1942 096
21-136-235 ROLLER, "O" Running Clutch Cam (12) . . . . .	* 670 776	* 670 776	* 670 776	* 670 776	* 670 776	* 670 776
21-136-236 SPRING, "O" Running Clutch Cam Roller (12) . . . . .	*1942 187	*1942 187	*1942 187	*1942 187	*1942 187	*1942 187
<b>21-137-O TRANSMISSION SERVOS</b>						
21-137-5 PISTON, Kickdown Servo . . . . .	2124 850	2124 850	2124 850	2124 850	2124 850	2124 850
21-137-8 RING, Kickdown Servo Piston Seal, Small . . . . . Large . . . . . Kickdown Servo Guide Seal . . . . .	2124 851 1942 123 1942 123	2124 851 1942 123 1942 123	2124 851 1942 123 1942 123	2124 851 1942 123 1942 123	2124 851 1942 123 1942 123	2124 851 1942 123 1942 123
21-137-11 ROD, Kickdown Servo Piston . . . .	2124 853	2124 853	2124 853	2124 853	2124 853	2124 853
21-137-13 GUIDE, Kickdown Servo . . . . .	2124 856	2124 856	2124 856	2124 856	2124 856	2124 856
21-137-19 SNAP RING, Kickdown Servo Piston Rod Guide . . . . .	1942 130	1942 130	1942 130	1942 130	1942 130	1942 130
21-137-22 SPRING, Kickdown Servo Piston Inner . . . . . Outer . . . . .	2124 852 2125 069	2124 852 2125 069	2124 852 2125 069	2124 852 2125 069	2124 852 2125 069	2124 852 2125 069
21-137-35 PISTON, Reverse Servo . . . . .	2464 689	2464 689	2464 689	2464 689	2464 689	2464 689
21-137-41 SPRING, Reverse Servo Piston Cushion . . . . .	1823 941	1823 941	1823 941	1823 941	1823 941	1823 941
21-137-44 SNAP RING, Reverse Servo Piston Plug . . . . .	1823 940	1823 940	1823 940	1823 940	1823 940	1823 940
21-137-47 PLUG, Reverse Servo Piston . . . . .	1942 152	1942 152	1942 152	1942 152	1942 152	1942 152
21-137-50 RING, Reverse Servo Piston Seal, Rubber . . . . .	2464 481	2464 481	2464 481	2464 481	2464 481	2464 481

TYPE LETTERS indicate: V - Valiant R - Belvedere P - Plymouth C - Chrysler  
L - Dart W - Coronet D - Dodge Y - Imperial

★Indicates use as required. Numerals in parentheses ( ) refer to notes. Printed in U.S.A.  
 ⓅIndicates parts not listed in any previous parts book. Prices and specifications subject to change without notice.  
 \* Indicates change or addition. March 1966 Supersedes May 1965.

**AUTOMATIC TRANSMISSION**

NOTE: All quantities are one (1) unless otherwise indicated in parenthesis.

TRANSMISSION	2466 135 A727A	2466 111 A727A	2466 112 A727B	2466 113 A727B	2466 164 A727B	2466 125 A727B
<b>21-137-O TRANSMISSION SERVOS - Cont'd</b>						
21-137-53 SPRING, Reverse Servo Piston . . .	1942 149	1942 149	1942 149	1942 149	1942 149	1942 149
21-137-56 RETAINER, Reverse Servo Piston Spring . . . . .	1942 150	1942 150	1942 150	1942 150	1942 150	1942 150
21-137-59 SNAP RING, Reverse Servo Piston Spring Retainer . . . . .	1942 130	1942 130	1942 130	1942 130	1942 130	1942 130
21-137-200 PISTON, Accumulator . . . . .	1942 153	1942 153	1942 153	1942 153	1942 153	1942 153
21-137-202 RING, Accumulator Piston Seal, Small . . . . .	1941 831	1941 831	1941 831	1941 831	1941 831	1941 831
Large . . . . .	2124 255	2124 255	2124 255	2124 255	2124 255	2124 255
21-137-205 SPRING, Accumulator Piston . . . .	2464 076	2125 109	2125 109	2125 109	----	2125 109
<b>21-138-O TRANSMISSION GOVERNOR</b>						
21-138-2 REPAIR PACKAGE, Governor . . . .	2275 498	2275 498	2275 498	2298 514	----	2275 498
21-138-7 SNAP RING, Governor Body . . . .	6022 817	6022 817	6022 817	6022 817	----	6022 817
21-138-10 SUPPORT, Governor . . . . .	2466 371	2466 371	2466 371	2466 371	----	2466 371
21-138-13 WEIGHT, Governor, Outer . . . . .	1636 461	1636 461	1636 461	1636 461	----	1636 461
Inner . . . . .	1636 462	1636 462	1636 462	1636 462	----	1636 462
21-138-15 SPRING, Governor Weight . . . . .	1949 858	1949 858	1949 858	1949 859	----	----
UP TO Trans. Ser. No. 1586839 . . . . .	----	----	----	----	----	1949 858
AFTER Trans. Ser. No. 1586839 . . . . .	----	----	----	----	----	2124 662
21-138-19 SNAP RING, Governor Weight, Outer Inner . . . . .	1636 465 1636 464	1636 465 1636 464	1636 465 1636 464	1636 465 1636 464	----	1636 465 1636 464
21-138-21 LOCK, Body Bolt (2) . . . . .	2125 024	2125 024	2125 024	2125 024	----	2125 024
21-138-23 VALVE, Governor . . . . .	2124 663	2124 663	2124 663	2124 663	----	2124 663
21-138-26 SHAFT, Governor Valve . . . . .	1556 082	1556 082	1556 082	1556 082	----	1556 082
21-138-29 SNAP RING, Governor Valve Shaft (2) . . . . .	1638 461	1638 461	1638 461	1638 461	----	1638 461
21-138-38 RING, Governor Support Seal (2) . . . .	1942 109	1942 109	1942 109	1942 109	----	1942 109
<b>21-139-O TRANSMISSION VALVE BODY AND VALVES</b>						
21-139-4 BODY, w/Transfer PLATE, Complete	2464 693	2464 693	2464 693	2464 693	2538 050	2464 693
21-139-9 VALVE, Manual . . . . .	2464 675	2464 675	2464 675	2464 675	2464 675	2464 675
21-139-12 LEVER, Manual Valve . . . . .	2464 676	2464 676	2464 676	2464 676	2464 676	2464 676
21-139-13 ROD, 1-2 Shift Valve Plug . . . . .	----	----	----	----	2466 305	----
21-139-24 SPRING, Manual Valve Lever Detent	1942 225	1942 225	1942 225	1942 225	1942 225	1942 225
21-139-30 VALVE, Throttle . . . . .	1636 423	1636 423	1636 423	1636 423	1636 423	1636 423

TYPE LETTERS Indicate: V - Valiant R - Belvedere P - Plymouth C - Chrysler  
L - Dart W - Coronet D - Dodge Y - Imperial

\* Indicates use as required. Numerals in parentheses ( ) refer to notes. Printed in U.S.A.  
 † Indicates parts not listed in any previous parts book. Prices and specifications subject to change without notice.  
 March 1966 Supersedes May 1965. Page 21-54 \* Indicates change or addition.



## AUTOMATIC TRANSMISSION

NOTE: All quantities are one (1) unless otherwise indicated in parenthesis.

TRANSMISSION	2466 135 A727A	2466 111 A727A	2466 112 A727B	2466 113 A727B	2466 164 A727B	2466 125 A727B
<b>21-139-O TRANSMISSION VALVE BODY AND VALVES - Cont'd</b>						
21-139-33 SPRING, Throttle Valve . . . . .	1949 847	1949 847	1949 847	1949 847	1949 847	1949 847
21-139-40 PLATE, Valve Body . . . . .	-----	-----	-----	-----	2538 049	-----
21-139-47 SEAL, Throttle Lever Shaft . . . . .	2466 548	2466 548	2466 548	2466 548	2466 548	2466 548
21-139-49 SNAP RING, Throttle Valve Lever Shaft . . . . .	1539 430	1539 430	1539 430	1539 430	1539 430	1539 430
21-139-50 LEVER, Throttle Valve . . . . .	2464 390	2464 390	2464 390	2464 390	2464 390	2464 390
21-139-63 PLUG, Regulator Valve Throttle Pressure . . . . .	1942 245	1942 245	1942 245	1942 245	1942 245	1942 245
Regulator Valve Line Pressure . . . . .	1942 218	1942 218	1942 218	1942 218	1942 218	1942 218
21-139-64 SLEEVE, Regulator Valve Line Pressure Plug . . . . .	1942 213	1942 213	1942 213	1942 213	1942 213	1942 213
21-139-67 VALVE, Regulator . . . . .	2124 733	2124 733	2124 733	2124 733	2124 733	2124 733
21-139-68 SPRING, Regulator Valve . . . . .	2124 734	2124 734	2124 734	2124 734	2124 734	2124 734
21-139-71 RETAINER, Regulator Valve Spring	2204 975	2204 975	2204 975	2204 975	2204 975	2204 975
21-139-74 SCREW, Line Pressure Adjusting . . Throttle Pressure Adjusting . . . . .	2124 736 6023 343	2124 736 6023 343	2124 736 6023 343	2124 736 6023 343	2124 736 6023 343	2124 736 6023 343
21-139-76 NUT, Throttle Pressure Adjusting Screw Lock . . . . .	1949 523 2124 737	1949 523 2124 737	1949 523 2124 737	1949 523 2124 737	1949 523 2124 737	1949 523 2124 737
21-139-78 VALVE, Kickdown . . . . .	1941 623	1941 623	1941 623	1941 623	1941 623	1941 623
PLUG, Kickdown Detent . . . . .	1941 624	1941 624	1941 624	1941 624	1941 624	1941 624
21-139-95 VALVE, Shuttle . . . . .	1854 275	1854 275	1854 275	1854 275	-----	1854 275
PLUG, Shuttle Valve . . . . .	1854 274	1854 274	1854 274	1854 274	-----	1854 274
21-139-98 SNAP RING, Shuttle Valve . . . . .	1539 430	1539 430	1539 430	1539 430	-----	1539 430
21-139-101 SPRING, Shuttle Valve . . . . .	2124 697	2124 697	2124 697	2124 697	-----	2124 697
21-139-105 VALVE, 1-2 Shift . . . . .	1941 602	1941 602	1941 602	1941 602	-----	1941 602
PLUG, 1-2 Shift Valve . . . . .	1941 603	1941 603	1941 603	1941 603	1941 603	1941 603
VALVE, 2-3 Shift . . . . .	1941 600	1941 600	1941 600	1941 600	-----	1941 600
PLUG, 2-3 Shift Valve . . . . .	1941 601	1941 601	1941 601	1941 601	-----	1941 601
21-139-108 SPRING, 1-2 Shift Valve . . . . .	2204 547	2204 547	2204 547	2204 547	-----	2204 547
2-3 Shift Valve . . . . .	1942 231	1942 231	1942 231	1942 231	-----	1942 231
21-139-117 VALVE, Torque Converter Control .	2124 256	2124 256	2124 256	2124 256	2124 256	2124 256
21-139-118 SPRING, Torque Converter Control Valve . . . . .	2124 257	2124 257	2124 257	2124 257	2124 257	2124 257
21-139-135 COVER, Regulator Valve . . . . .	2205 034	2205 034	2205 034	2205 034	2205 034	2205 034
Shift Valve . . . . .	1942 228	1942 228	1942 228	1942 228	1942 228	1942 228
Shift Valve Plug . . . . .	1942 230	1942 230	1942 230	1942 230	1942 230	1942 230
Shuttle Valve . . . . .	1942 227	1942 227	1942 227	1942 227	1942 227	1942 227
Reverse Blocker Valve . . . . .	2205 034	2205 034	2205 034	2205 034	-----	2205 034

TYPE LETTERS indicate:

V - Valiant  
L - DartR - Belvedere  
W - CoronetP - Plymouth  
D - DodgeC - Chrysler  
Y - Imperial

★Indicates use as required.

ⓈIndicates parts not listed in any previous parts book.

\* Indicates change or addition.

Numerals in parentheses ( ) refer to notes.

Printed in U.S.A.

Prices and specifications subject to change without notice.

March 1966 Supersedes May 1965.

**AUTOMATIC TRANSMISSION**

NOTE: All quantities are one (1) unless otherwise indicated in parenthesis.

TRANSMISSION	2466 135 A727A	2466 111 A727A	2466 112 A727B	2466 113 A727B	2466 164 A727B	2466 125 A727B
<b>21-139-O TRANSMISSION VALVE BODY AND VALVES - Cont'd</b>						
21-139-140 PLATE, Valve Body . . . . .	2204 576	2204 576	2204 576	2204 576	2538 049	2204 576
21-139-143 VALVE, Front and Rear Pump Check (2) . . . . .	2204 599	2204 599	2204 599	2204 599	----	2204 599
21-139-144 SPRING, Front and Rear Pump Check Valve (2) . . . . .	1942 233	1942 233	1942 233	1942 233	----	1942 233
21-139-147 PLATE, Transfer . . . . .	2400 340	2400 340	2400 340	2400 340	2466 307	2400 340
21-139-154 SUPPORT, Transfer Plate . . . . .	1942 237	1942 237	1942 237	1942 237	1942 237	1942 237
21-139-190 VALVE, Reverse Blocker . . . . .	2464 778	2464 778	2464 778	2464 778	----	2464 778
21-139-191 SEAL, Reverse Blocker Valve . . .	2204 885	2204 885	2204 885	2204 885	----	2204 885
21-139-193 SPRING, Reverse Blocker . . . . .	2204 890	2204 890	2204 890	2204 890	----	2204 890

NOTE: All quantities are one (1) unless otherwise indicated in parenthesis.

TRANSMISSION	2466 144 A904LA	2466 149 A727B	2466 147 A727B	2466 148 A727B	2466 151 A727A	2466 152 A727A	2466 166 A727A
<b>21-01-O TRANSMISSION SETS OR PACKAGES</b>							
21-01-3 SEAL and GASKET PACKAGE . . . . .	2495 091	2495 037	2525 482	2525 482	2525 482	2525 482	2525 482
<b>21-03-O TRANSMISSION CASE</b>							
21-03-1 CASE . . . . .	2464 442	2400 131	2400 131	2400 131	2466 226	2466 209	2466 209
<b>21-04-O TRANSMISSION CASE EXTENSION</b>							
21-04-1 EXTENSION . . . . .	2464 690	2400 065	2466 047	2466 047	2466 047	2466 047	2466 047
21-04-2 GASKET . . . . .	2205 322	2400 064	2400 064	2400 064	2400 064	2400 064	2400 064
Output Shaft Bearing Inspection Cover . . . . .	-----	-----	2466 049	2466 049	2466 049	2466 049	2466 049
21-04-6 SCREW, Extension or Sprag, Long . . . . .	2464 593	2464 593	2464 593	2464 593	2464 593	2464 593	2464 593
Short (5) . . . . .	6023 514	6023 514	6023 514	6023 514	6023 514	6023 514	6023 514
21-04-8 COVER, Output Shaft Bearing Inspection . . . . .	-----	-----	2466 048	2466 048	2466 048	2466 048	2466 048
21-04-11 BUSHING . . . . .	-----	-----	2466 824	2466 824	2466 824	2466 824	2466 824
BEARING . . . . .	2464 545	1672 194	-----	-----	-----	-----	-----
21-04-12 SNAP RING, Bearing . . . . .	2464 855	1736 432	-----	-----	-----	-----	-----
21-04-18 WASHER, Extension or Sprag Screw . . . . .	2464 595	2464 595	2464 595	2464 595	2464 595	2464 595	2464 595

TYPE LETTERS Indicate:

V - Valiant  
L - Dart

R - Belvedere  
W - Coronet

P - Plymouth  
D - Dodge

C - Chrysler  
Y - Imperial

\*Indicates use as required.

⊖Indicates parts not listed in any previous parts book.  
March 1966 Supersedes May 1965.

Numerals in parentheses ( ) refer to notes.

Printed in U.S.A.

Prices and specifications subject to change without notice.

\* Indicates change or addition.

**AUTOMATIC TRANSMISSION**

NOTE: All quantities are one (1) unless otherwise indicated in parenthesis.

TRANSMISSION	2466 144 A904LA	2466 149 A727B	2466 147 A727B	2466 148 A727B	2466 151 A727A	2466 152 A727A	2466 166 A727A
<b>21-05-O TRANSMISSION OUTPUT SHAFT</b>							
21-05-1 SHAFT, w/PLUG . . . . .	2464 854	2400 990	2466 045	2466 045	2466 045	2466 045	2466 045
21-05-2 BEARING, Output Shaft Front . . . . .	-----	-----	2466 224	2466 224	2466 224	2466 224	2466 224
21-05-8 SNAP RING, Bearing Outer (2) . . . . .	-----	-----	2400 320	2400 320	2400 320	2400 320	2400 320
Front Bearing, Front . . . . .	-----	-----	6025 570	6025 570	6025 570	6025 570	6025 570
21-05-12 OIL SEAL, Output Shaft 1 1/4" lgh., 1 3/16" I. D., w/5 Sealing Lips, Rubber OIL SEAL or BOOT, Output Shaft and Yoke, 1 61/64" lgh., 2 1/2" O. D., Rubber and Metal . . . . .	2464 482	2205 080	-----	-----	-----	-----	-----
	-----	-----	2400 301	2400 301	2400 301	2400 301	2400 301
	-----	-----	2400 300	2400 300	2400 300	2400 300	2400 300
21-05-18 RING, Output Shaft and Yoke Seal Stop . . . . .	-----	-----	2466 207	2466 207	2466 207	2466 207	2466 207
21-05-19 SNAP RING, Output Shaft .040" (★) . . . . .	6024 822	-----	-----	-----	-----	-----	-----
.048" Blue (★) . . . . .	6024 823	6022 816	6022 816	6022 816	6022 816	6022 816	6022 816
.055" (★) . . . . .	-----	6024 311	6024 311	6024 311	6024 311	6024 311	6024 311
.059" Green (★) . . . . .	6022 859	-----	-----	-----	-----	-----	-----
.062" (★) . . . . .	-----	6024 312	6024 312	6024 312	6024 312	6024 312	6024 312
21-05-35 WASHER, Output Thrust, .052" Natural (★) . . . . .	2466 090	-----	-----	-----	-----	-----	-----
.068" Red (★) . . . . .	2466 169	-----	-----	-----	-----	-----	-----
.083" Black (★) . . . . .	2466 170	-----	-----	-----	-----	-----	-----
WASHER, Output Thrust . . . . .	-----	2400 843	2400 843	2400 843	2400 843	2400 843	2400 843

**21-117-O TRANSMISSION OIL FILTER**

NOTE: See Code 9-46-27 for Tubes.

21-117-1 FILTER or STRAINER . . . . .	2466 849	2466 849	2466 849	2466 849	2466 849	2466 849	2466 849
SCREW (3) . . . . .	6023 524	6023 524	6023 524	6023 524	6023 524	6023 524	6023 524
21-117-5 GASKET, Oil Filter . . . . .	*2205 202	2205 202	2205 202	2205 202	2205 202	2205 202	2205 202

**21-118-O TRANSMISSION OIL PUMP**

21-118-6 ROTOR PACKAGE, Front Pump . . . . .	2240 302	2275 497	2275 497	2275 497	2275 497	2275 497	2275 497
Rear Pump . . . . .	2495 090	2275 496	2275 496	2275 496	2275 496	2275 496	2275 496
21-118-34 PIN, Rear Pump Rotor Drive . . . . .	2408 144	-----	-----	-----	-----	-----	-----
21-118-40 HOUSING, Front Pump w/BUSHING . . . . .	2204 712	2466 977	2466 977	2466 977	2466 977	2466 977	2466 977
Rear Pump . . . . .	1942 463	2464 383	2464 383	2464 383	2464 383	2464 383	2464 383
21-118-42 OIL SEAL, Front Oil Pump Housing . . . . .	*2124 705	*1942 020	*1942 020	*1942 020	*1942 020	*1942 020	*1942 020

TYPE LETTERS indicate: V - Valiant R - Belvedere P - Plymouth C - Chrysler  
L - Dart W - Coronet D - Dodge Y - Imperial

★Indicates use as required. Numerals in parentheses ( ) refer to notes. Printed in U.S.A.  
 ☐Indicates parts not listed in any previous parts book. Prices and specifications subject to change without notice.  
 • Indicates change or addition. March 1966 Supersedes May 1965.

**AUTOMATIC TRANSMISSION**

NOTE: All quantities are one (1) unless otherwise indicated in parenthesis.

TRANSMISSION	2466 144 A904LA	2466 149 A727B	2466 147 A727B	2466 148 A727B	2466 151 A727A	2466 152 A727A	2466 166 A727A
<b>21-118-O TRANSMISSION OIL PUMP - Cont'd</b>							
21-118-45 OIL SEAL, Front Pump Housing, 8 17/64" O. D. 10" O. D. . . . .	2204 709 ----- -----	----- 1942 021	----- 1942 021	----- 1942 021	----- 1942 021	----- 1942 021	----- 1942 021
21-118-47 BUSHING, Front Pump Housing . . . . .	2466 796	2466 324	2466 324	2466 324	2466 324	2466 324	2466 324
21-118-53 COVER, Rear Pump Housing . . . . .	2400 087	2400 087	2400 087	2400 087	2400 087	2400 087	2400 087
21-118-54 GASKET, Front Pump Housing . . . . .	-----	2124 846	2124 846	2124 846	2124 846	2124 846	2124 846
21-118-55 SCREW, w/WASHER, Front Pump Housing (★) . . .	*6023 943	6023 943	6023 943	6023 943	6023 943	6023 943	6023 943
21-118-57 SHIELD, Front Pump Housing Vent . . . . .	-----	2204 993	2204 993	2204 993	2204 993	2204 993	2204 993

<b>21-119-O TRANSMISSION OIL PAN</b>							
21-119-3 PAN, Oil . . . . .	2464 413	2464 419	2464 419	2464 419	2464 419	2464 419	2464 419
SCREW (14) . . . . .	6023 355	6023 355	6023 355	6023 355	6023 355	6023 355	6023 355
21-119-5 GASKET, Oil Pan . . . .	2205 299	2464 324	2464 324	2464 324	2464 324	2464 324	2464 324
21-119-11 PLUG, Oil Pan Drain . .	-----	-----	-----	-----	-----	2125 890	-----
21-119-12 GASKET, Drain Plug . .	-----	-----	-----	-----	-----	2400 863	-----

**21-129-O TRANSMISSION INPUT SHAFT AND TORQUE CONVERTER REACTION SHAFT**

21-129-5 SHAFT, Input, w/Rear Clutch RETAINER . .	2464 896 2464 315	----- -----	----- -----	----- -----	----- -----	----- -----	----- -----
SHAFT, Input . . . . .	2464 315	-----	-----	-----	-----	-----	-----
SHAFT, Input, w/BUSHING	-----	2124 831	2124 831	2124 831	2124 831	2124 831	2124 831
21-129-6 BUSHING, Input Shaft . .	-----	2205 242	2205 242	2205 242	2205 242	2205 242	2205 242
21-129-7 RING, Input Shaft Seal (★)	1941 831	1942 041	1942 041	1942 041	1942 041	1942 041	1942 041
SNAP RING, Input Shaft	6022 859	-----	-----	-----	-----	-----	-----
21-129-10 SHAFT, Reaction, w/SUPPORT, 27T., 6 3/8" lgh. . . . .	-----	*2124 810	*2124 810	*2124 810	*2124 810	*2124 810	*2124 810
27T., 6 7/16" lgh. . . .	*1924 419	-----	-----	-----	-----	-----	-----
21-129-11 BAFFLE, Vent . . . . .	-----	2400 479	2400 479	2400 479	2400 479	2400 479	2400 479
21-129-13 RING, Reaction Shaft Support Seal (2) . . . .	1942 389	2124 813	2124 813	2124 813	2124 813	2124 813	2124 813
21-129-23 BUSHING, Reaction Shaft	2205 302	2205 240	2205 240	2205 240	2205 240	2205 240	2205 240
21-129-24 GASKET, Reaction Shaft Support . . . . .	1942 390	-----	-----	-----	-----	-----	-----

TYPE LETTERS Indicate: V - Valiant R - Belvedere P - Plymouth C - Chrysler  
L - Dart W - Coronet D - Dodge Y - Imperial

★Indicates use as required. Numerals in parentheses ( ) refer to notes. Printed in U.S.A.  
 †Indicates parts not listed in any previous parts book. Prices and specifications subject to change without notice.  
 March 1966 Supersedes May 1965. \* Indicates change or addition.

**AUTOMATIC TRANSMISSION**

NOTE: All quantities are one (1) unless otherwise indicated in parenthesis.

TRANSMISSION	2466 144 A904LA	2466 149 A727B	2466 147 A727B	2466 148 A727B	2466 151 A727A	2466 152 A727A	2466 166 A727A
<b>21-133-O TRANSMISSION CLUTCH</b>							
21-133-5 CLUTCH, Front . . . . .	----	*2124 814	2124 814	2124 814	2124 814	2124 814	2124 814
21-133-7 RETAINER, Front Clutch, w/BUSHING . . . . .	2464 897	2124 815	2124 815	2124 815	2124 815	2124 815	2124 815
Rear Clutch . . . . .	E2464 900	2466 801	2466 801	2466 801	2466 801	2466 801	2466 801
Rear Clutch Piston . . . . .	----	2124 833	2124 833	2124 833	2124 833	2124 833	2124 833
21-133-10 BUSHING, Front Clutch Retainer . . . . .	2205 303	2205 241	2205 241	2205 241	2205 241	2205 241	2205 241
21-133-15 PISTON, Front Clutch . . . . .	1942 395	2124 819	2124 819	2124 819	2124 819	2124 819	2124 819
Rear Clutch . . . . .	2464 905	2204 645	2204 645	2204 645	2204 645	2204 645	2204 645
21-133-17 SEAL, Front Clutch Piston, Inner . . . . .	1942 396	2124 820	2124 820	2124 820	2124 820	2124 820	2124 820
Outer . . . . .	1942 397	2124 821	2124 821	2124 821	2124 821	2124 821	2124 821
Rear Clutch Piston, Inner . . . . .	2125 187	1942 054	1942 054	1942 054	1942 054	1942 054	1942 054
Outer . . . . .	1942 397	2124 835	2124 835	2124 835	2124 835	2124 835	2124 835
21-133-20 SPRING, Front Clutch Piston . . . . .	2205 233	2124 822	2124 822	2124 822	2124 822	2124 822	2124 822
Rear Clutch Piston . . . . .	1942 414	1942 015	1942 015	1942 015	1942 015	1942 015	1942 015
21-133-22 RETAINER, Front Clutch Piston Spring . . . . .	1942 399	2124 823	2124 823	2124 823	2124 823	2124 823	2124 823
21-133-25 SNAP RING, Rear Clutch Piston Spring, 5 27/64" O. D. . . . .	1942 415	----	----	----	----	----	----
Rear Clutch Retainer, .068" thk., 5 1/4" O.D. (★) . . . . .	*1942 422	----	----	----	----	----	----
.076" thk., 5 1/4" O.D. (★) . . . . .	1942 423	----	----	----	----	----	----
Front, Clutch, Inner, 2 7/16" O.D. . . . .	1942 400	----	----	----	----	----	----
Rear Clutch Piston Retainer, 1 31/64" O.D. . . . .	----	2124 872	2124 872	2124 872	2124 872	2124 872	2124 872
21-133-31 SPRING, Rear Clutch Wave . . . . .	----	2466 806	2466 806	2466 806	2466 806	2466 806	2466 806
21-133-36 DISC, Front Clutch (★) . . . . .	2205 203	2124 827	2124 827	2124 827	2124 827	2124 827	2124 827
Rear Clutch (4) . . . . .	2466 689	2466 800	2466 800	2466 800	2466 800	2466 800	2466 800
21-133-38 PLATE, Front Clutch (4) . . . . .	1942 403	2124 826	2124 826	2124 826	2124 826	2124 826	2124 826
Rear Clutch (3) . . . . .	1942 403	2124 826	2124 826	2124 826	2124 826	2124 826	2124 826
21-133-39 PLATE, Front Clutch Pressure . . . . .	2464 892	2124 825	2124 825	2124 825	2124 825	2124 825	2124 825
Rear Clutch Pressure, Rear . . . . .	2464 892	2124 825	2124 825	2124 825	2124 825	2124 825	2124 825
Rear Clutch Pressure, Front . . . . .	*2464 890	2466 803	2466 803	2466 803	2466 803	2466 803	2466 803

TYPE LETTERS Indicate: V - Valiant R - Belvedere P - Plymouth C - Chrysler  
L - Dart W - Coronet D - Dodge Y - Imperial

★Indicates use as required. Numerals in parentheses ( ) refer to notes. Printed in U.S.A.  
EIndicates parts not listed in any previous parts book. Prices and specifications subject to change without notice.  
\* Indicates change or addition. March 1966 Supersedes May 1965.

**AUTOMATIC TRANSMISSION**

NOTE: All quantities are one (1) unless otherwise indicated in parenthesis.

TRANSMISSION	2466 144 A904LA	2466 149 A727B	2466 147 A727B	2466 148 A727B	2466 151 A727A	2466 152 A727A	2466 166 A727A
<b>21-133-O TRANSMISSION CLUTCH - Cont'd</b>							
21-133-40 GEAR, Sun, w/BUSHING .	1942 434	2466 536	2466 536	2466 536	2466 536	2466 536	2466 536
21-133-42 SHELL, Sun Gear Driving	1942 438	2400 662	2400 662	2400 662	2400 662	2400 662	2400 662
21-133-43 SNAP RING, Front Clutch, Inner, 3 1/4" O.D. . . . .	-----	2124 824	2124 824	2124 824	2124 824	2124 824	2124 824
Front Clutch, 7" O.D. . . . .	-----	1942 063	1942 063	1942 063	1942 063	1942 063	1942 063
Front Clutch, Outer, .060" thk., 5 1/4" O.D. . . . .	1942 421	-----	-----	-----	-----	-----	-----
Rear, Clutch Retainer, .060" thk., 5 1/4" O.D.	1942 421	-----	-----	-----	-----	-----	-----
Rear Clutch Retainer, .060" thk., 7" O.D. . . . .	-----	1942 063	1942 063	1942 063	1942 063	1942 063	1942 063
Rear Clutch Retainer, .074" thk., 7" O.D. . . . .	-----	1942 064	1942 064	1942 064	1942 064	1942 064	1942 064
Rear Clutch Retainer, .088" thk., 7" O.D. . . . .	-----	1942 065	1942 065	1942 065	1942 065	1942 065	1942 065
Rear, Clutch Retainer, .106" thk., 7" O.D. . . . .	-----	2466 811	2466 811	2466 811	2466 811	2466 811	-----
21-133-46 RING, Sun Gear Driving Shell Lock (2) . . . . .	1942 439	1736 521	1736 521	1736 521	1736 521	1736 521	1736 521
21-133-47 PLATE, Sun Gear Driving Shell Thrust (★).	2124 258	1942 080	1942 080	1942 080	1942 080	1942 080	1942 080
21-133-48 WASHER, Sun Gear Driving Shell Thrust (★)	2400 528	1942 081	1942 081	1942 081	1942 081	1942 081	1942 081
21-133-62 SPACER, Rear Clutch Piston Spring . . . . .	-----	2466 804	2466 804	2466 804	2466 804	2466 804	2466 804
21-133-65 WASHER, Front Clutch Thrust (2) . . . . .	2204 369	-----	-----	-----	-----	-----	-----
Front Clutch Thrust, Front, Green, .061" thk., (★) . . . . .	-----	2204 622	2204 622	2204 622	2204 622	2204 622	2204 622
Front Clutch Thrust, Front, Red, .084" thk., (★) . . . . .	-----	2204 623	2204 623	2204 623	2204 623	2204 623	2204 623
Front Clutch Thrust, Front, Yellow, .102" thk., (★) . . . . .	-----	2400 284	2400 284	2400 284	2400 284	2400 284	2400 284
Front Clutch Thrust, Rear, Green, .061 thk., (★) . . . . .	-----	2204 622	2204 622	2204 622	2204 622	2204 622	2204 622

**21-134-O TRANSMISSION FRONT AND REAR PLANET PINION CARRIER AND COMPONENTS**

21-134-5 CARRIER, w/PINION and WASHERS, Front . . . . .	2525 018	2466 537	2466 537	2466 537	2466 537	2466 537	2466 537
Rear . . . . .	2525 019	2466 539	2466 539	2466 539	2466 539	2466 539	2466 539
21-134-8 PINION, Front and Rear Planet (6) . . . . .	ⓔ2464 257	ⓔ2400 667	ⓔ2400 667	ⓔ2400 667	ⓔ2400 667	ⓔ2400 667	ⓔ2400 667

TYPE LETTERS Indicate: V - Valiant R - Belvedere P - Plymouth C - Chrysler  
L - Dart W - Coronet D - Dodge Y - Imperial

★Indicates use as required. Numerals in parentheses ( ) refer to notes. Printed in U.S.A.  
ⓔIndicates parts not listed in any previous parts book. Prices and specifications subject to change without notice.  
March 1966 Supersedes May 1965. \* Indicates change or addition.

**AUTOMATIC TRANSMISSION**

NOTE: All quantities are one (1) unless otherwise indicated in parenthesis.

TRANSMISSION	2466 144 A904LA	2466 149 A727B	2466 147 A727B	2466 148 A727B	2466 151 A727A	2466 152 A727A	2466 166 A727A
--------------	--------------------	-------------------	-------------------	-------------------	-------------------	-------------------	-------------------

**21-134-O TRANSMISSION FRONT AND REAR PLANET PINION CARRIER AND COMPONENTS - Cont'd**

21-134-9	SHAFT, Front and Rear Planet Pinion (6) . . . .	E2408 019	E2464 178	E2464 178	E2464 178	E2464 178	E2464 178	E2464 178
21-134-10	WASHER, Front and Rear Planet Pinion (12).	E2400 142	E2204 648	E2204 648	E2204 648	E2204 648	E2204 648	E2204 648
21-134-11	ROLLER, Front and Rear Planet Pinion (114) . (138) . . . . .	E2464 259 -----	----- E2204 647	----- E2204 647	----- E2204 647	----- E2204 647	----- E2204 647	----- E2204 647
21-134-12	RING, Front and Rear Planet Pinion Roller Thrust (12) . . . . .	E2400 141	E2204 649	E2204 649	E2204 649	E2204 649	E2204 649	E2204 649
21-134-30	WASHER, Front and Rear Planet Pinion Carrier Thrust, w/3 Tabs (2) . . . . .	-----	1942 081	1942 081	1942 081	1942 081	1942 081	1942 081
21-134-36	SUPPORT, Front Annulus Gear . . . . . Rear . . . . .	2464 902 1942 450	----- -----	----- -----	----- -----	----- -----	----- -----	----- -----
21-134-38	GEAR, Front Annulus . . Rear . . . . .	1942 443 1942 443	2400 663 2400 665	2400 663 2400 665	2400 663 2400 665	2400 663 2400 665	2400 663 2400 665	2400 663 2400 665
21-134-40	SNAP RING, Front Annulus Gear Support . . Front Annulus Gear . . . Rear . . . . .	1942 448 1942 444 1942 444	----- ----- -----	----- ----- -----	----- ----- -----	----- ----- -----	----- ----- -----	----- ----- -----
21-134-45	WASHER, Front Annulus Gear Support Thrust. . . PLATE, Rear Annulus Gear Thrust . . . . .	1942 447 -----	----- -----	----- 2400 580	----- -----	----- -----	----- -----	----- -----

**21-136-O TRANSMISSION BANDS**

21-136-5	BAND, Kickdown . . . . .	2204 792	2124 342	2124 342	2124 342	2124 342	2124 342	2124 342
21-136-15	STRUT, Kickdown Band . ANCHOR, Kickdown Band.	1630 896 -----	2124 848 1942 120	2124 848 1942 120	2124 848 1942 120	2124 848 1942 120	2124 848 1942 120	2124 848 1942 120
21-136-17	SCREW, Kickdown Band Adjusting . . . . .	1942 477	2400 389	2400 389	2400 389	2400 389	2400 389	2400 389
21-136-20	LEVER, Kickdown Band .	2124 579	2125 067	2125 067	2125 067	2204 952	2204 952	2204 952
21-136-23	SHAFT, Kickdown Band Lever . . . . .	1942 132	1942 132	1942 132	1942 132	1942 132	1942 132	1942 132
21-136-30	BAND, Reverse . . . . .	1942 487	1942 133	1942 133	1942 133	1942 133	1942 133	1942 133
21-136-41	STRUT, Reverse Band . .	1942 497	2204 823	2204 823	2204 823	2204 823	2204 823	2204 823

TYPE LETTERS Indicate:

V - Valiant  
L - Dart

R - Belvedere  
W - Coronet

P - Plymouth  
D - Dodge

C - Chrysler  
Y - Imperial

★Indicates use as required.

ⓔIndicates parts not listed in any previous parts book.

\* Indicates change or addition.

Numerals in parentheses ( ) refer to notes.

Prices and specifications subject to change without notice.

Printed in U.S.A.

March 1966 Supersedes May 1965.

## AUTOMATIC TRANSMISSION

NOTE: All quantities are one (1) unless otherwise indicated in parenthesis.

TRANSMISSION	2466 144 A904LA	2466 149 A727B	2466 147 A727B	2466 148 A727B	2466 151 A727A	2466 152 A727A	2466 166 A727A
<b>21-136-O TRANSMISSION BANDS - Cont'd</b>							
21-136-44 LINK, Reverse Band, w/ANCHOR . . . . .	2464 439	2204 820	2204 820	2204 820	2204 820	2204 820	2204 820
21-136-47 LEVER, Reverse Band, w/STEM . . . . .	1942 491	1942 137	1942 137	1942 137	1942 137	1942 137	1942 137
Reverse Band, Short . .	2464 851	2124 493	2124 493	2124 493	2124 493	2124 493	2124 493
21-136-49 SHAFT, Reverse Band Lever . . . . .	1942 493	2124 857	2124 857	2124 857	2124 857	2124 857	2124 857
21-136-52 SCREW, Reverse Band Adjusting . . . . .	1942 543	1942 141	1942 141	1942 141	1942 141	1942 141	1942 141
21-136-55 SEAL, Reverse Band Lever Shaft . . . . .	----	1550 711	1550 711	1550 711	1550 711	1550 711	1550 711
21-136-65 DRUM, Reverse . . . . .	2466 008	2464 384	2464 384	2464 384	2464 384	2464 384	2464 384
21-136-228 CAM and RETAINER PACKAGE, "O" Running Clutch . . . . .	2421 281	-----	-----	-----	-----	-----	-----
21-136-229 SCREW, Cam (6) . . . . .	138 212	-----	-----	-----	-----	-----	-----
21-136-231 CAM, "O" Running Clutch . . . . .	----	1942 095	1942 095	1942 095	1942 095	1942 095	1942 095
21-136-232 RACE, "O" Running Clutch . . . . .	----	2124 844	2124 844	2124 844	2124 844	2124 844	2124 844
UP TO Trans. Ser. No. 1434877 . . . . .	2464 864	-----	-----	-----	-----	-----	-----
AFTER Trans. Ser. No. 1434877 . . . . .	2466 911	-----	-----	-----	-----	-----	-----
21-136-233 RETAINER, "O" Running Clutch Spring . . . . .	----	1942 096	1942 096	1942 096	1942 096	1942 096	1942 096
21-136-235 ROLLER, "O" Running Clutch Cam (12) . . . .	*2464 888	* 670 776	* 670 776	* 670 776	* 670 776	* 670 776	* 670 776
21-136-236 SPRING, "O" Running Clutch Cam Roller (12) .	*2464 446	*1942 187	*1942 187	*1942 187	*1942 187	*1942 187	*1942 187
<b>21-137-O TRANSMISSION SERVOS</b>							
21-137-5 PISTON, Kickdown Servo .	1942 478	2124 850	2124 850	2124 850	2124 850	2124 850	2124 850
21-137-8 RING, Kickdown Servo Piston Seal, Small . . .	1672 287	2124 851	2124 851	2124 851	2124 851	2124 851	2124 851
Large . . . . .	1636 470	1942 123	1942 123	1942 123	1942 123	1942 123	1942 123
Kickdown Servo Guide Seal . . . . .	*1636 470	1942 123	1942 123	1942 123	1942 123	1942 123	1942 123
21-137-11 ROD, Kickdown Servo Piston . . . . .	1942 482	2124 853	2124 853	2124 853	2124 853	2124 853	2124 853
21-137-13 GUIDE, Kickdown Servo .	1942 485	2124 856	2124 856	2124 856	2124 856	2124 856	2124 856

TYPE LETTERS Indicate:

V - Valiant  
L - DartR - Belvedere  
W - CoronetP - Plymouth  
D - DodgeC - Chrysler  
Y - Imperial

★Indicates use as required.

Numerals in parentheses ( ) refer to notes.

Printed in U.S.A.

☐Indicates parts not listed in any previous parts book.

Prices and specifications subject to change without notice.

March 1966 Supersedes May 1965.

\* Indicates change or addition.



**AUTOMATIC TRANSMISSION**

NOTE: All quantities are one (1) unless otherwise indicated in parenthesis.

TRANSMISSION	2466 144 A904LA	2466 149 A727B	2466 147 A727B	2466 148 A727B	2466 151 A727A	2466 152 A727A	2466 166 A727A
<b>21-137-O TRANSMISSION SERVOS - Cont'd</b>							
21-137-19 SNAP RING, Kickdown Servo . . . . .	1942 486	----	----	----	----	----	----
Kickdown Servo Piston							
Rod Guide . . . . .	----	1942 130	1942 130	1942 130	1942 130	1942 130	1942 130
21-137-22 SPRING, Kickdown Servo Piston . . . . .	1942 481	----	----	----	----	----	----
Inner . . . . .	----	2124 852	2124 852	2124 852	2124 852	2124 852	2124 852
Outer . . . . .	----	2125 069	2125 069	2125 069	2125 069	2125 069	2125 069
21-137-35 PISTON, Reverse Servo . . . . .	2464 461	2464 689	2464 689	2464 689	2464 689	2464 689	2464 689
21-137-41 SPRING, Reverse Servo Cushion . . . . .	1823 941	1823 941	1823 941	1823 941	1823 941	1823 941	1823 941
21-137-44 SNAP RING, Reverse Servo Piston Plug . . . . .	1823 940	1823 940	1823 940	1823 940	1823 940	1823 940	1823 940
21-137-47 PLUG, Reverse Servo Piston . . . . .	1942 152	1942 152	1942 152	1942 152	1942 152	1942 152	1942 152
21-137-50 SEAL, Reverse Servo Piston, Rubber . . . . .	2464 462	2464 481	2464 481	2464 481	2464 481	2464 481	2464 481
21-137-53 SPRING, Reverse Servo Piston . . . . .	1942 458	1942 149	1942 149	1942 149	1942 149	1942 149	1942 149
21-137-56 RETAINER, Reverse Servo Piston Spring . . . . .	2464 463	1942 150	1942 150	1942 150	1942 150	1942 150	1942 150
21-137-59 SNAP RING, Reverse Servo Piston Spring Retainer . . . . .	2464 464	1942 130	1942 130	1942 130	1942 130	1942 130	1942 130
21-137-200 PISTON, Accumulator . . . . .	1942 153	1942 153	1942 153	1942 153	1942 153	1942 153	1942 153
21-137-202 RING, Accumulator Piston Seal, Small . . . . .	*1941 831	*1941 831	*1941 831	*1941 831	*1941 831	*1941 831	*1941 831
Large . . . . .	2124 255	2124 255	2124 255	2124 255	2124 255	2124 255	2124 255
21-137-205 SPRING, Accumulator Piston . . . . .	2125 109	2125 109	2125 109	2125 109	2464 076	2464 076	2125 109

**21-138-O TRANSMISSION GOVERNOR**

21-138-2 REPAIR PACKAGE, Governor . . . . .	2585 292	----	2275 498	2298 514	2275 498	2275 498	2275 498
REPAIR PACKAGE, Governor, UP TO Trans. Ser. No. 1586839	----	*2275 498	----	----	----	----	----
AFTER Trans. Ser. No. 1586839 . . . . .	----	*2585 589	----	----	----	----	----
21-138-7 SNAP RING, Governor Body . . . . .	6022 583	6022 817	6022 817	6022 817	6022 817	6022 817	6022 817
21-138-10 SUPPORT, Governor . . . . .	2466 373	2466 371	2466 371	2466 371	2466 371	2466 371	2466 371

TYPE LETTERS Indicate: V - Valiant R - Belvedere P - Plymouth C - Chrysler  
L - Dart W - Coronet D - Dodge Y - Imperial

\*Indicates use as required. Numerals in parentheses ( ) refer to notes. Printed in U.S.A.  
 †Indicates parts not listed in any previous parts book. Prices and specifications subject to change without notice.  
 \* Indicates change or addition.

**AUTOMATIC TRANSMISSION**

NOTE: All quantities are one (1) unless otherwise indicated in parenthesis.

TRANSMISSION	2466 144 A904LA	2466 149 A727B	2466 147 A727B	2466 148 A727B	2466 151 A727A	2466 152 A727A	2466 166 A727A
<b>21-138-O TRANSMISSION GOVERNOR - Cont'd,</b>							
21-138-13 WEIGHT, Governor							
Outer . . . . .	1636 461	1636 461	1636 461	1636 461	1636 461	1636 461	1636 461
Inner . . . . .	1636 462	1636 462	1636 462	1636 462	1636 462	1636 462	1636 462
21-138-15 SPRING, Governor							
Weight . . . . .	1949 859	----	1949 858	1949 858	1949 858	1949 858	1949 858
SRRING, Governor							
Weight, UP TO Trans.							
Ser. No. 1586839 . . . .	----	*1949 858	----	----	----	----	----
AFTER Trans. Ser.							
No. 1586839 . . . . .	----	*2124 662	----	----	----	----	----
21-138-19 SNAP RING, Governor							
Weight, Outer . . . . .	1636 465	1636 465	1636 465	1636 465	1636 465	1636 465	1636 465
Inner . . . . .	1636 464	1636 464	1636 464	1636 464	1636 464	1636 464	1636 464
21-138-21 LOCK, Governor							
Body Bolt (2) . . . . .	2125 024	2125 024	2125 024	2125 024	2125 024	2125 024	2125 024
21-138-23 VALVE, Governor . . . .	2124 663	2124 663	2124 663	2124 663	2124 663	2124 663	2124 663
21-138-26 SHAFT, Governor Valve .	1556 082	1556 082	1556 082	1556 082	1556 082	1556 082	1556 082
21-138-29 SNAP RING, Governor							
Valve Shaft (2) . . . . .	1638 461	1638 461	1638 461	1638 461	1638 461	1638 461	1638 461
21-138-38 RING, Governor Support							
Seal (2) . . . . .	1942 109	1942 109	1942 109	1942 109	1942 109	1942 109	1942 109

**21-139-O TRANSMISSION VALVE BODY AND VALVES**

21-139-4 BODY, w/Transfer PLATE,							
Complete . . . . .	2466 515	2538 036	2538 036	2538 036	2538 036	2538 036	2464 693
21-139-9 VALVE, Manual . . . . .	2464 675	2464 675	2464 675	2464 675	2464 675	2464 675	2464 675
21-139-12 LEVER, Manual Valve . .	2464 676	2464 676	2464 676	2464 676	2464 676	2464 676	2464 676
21-139-24 SPRING, Manual Valve							
Lever Detent . . . . .	1942 225	1942 225	1942 225	1942 225	1942 225	1942 225	1942 225
21-139-30 VALVE, Throttle . . . . .	1636 423	1636 423	1636 423	1636 423	1636 423	1636 423	1636 423
21-139-33 SPRING, Throttle Valve .	1949 847	1949 847	1949 847	1949 847	1949 847	1949 847	1949 847
21-139-47 SEAL, Throttle Lever							
Shaft . . . . .	2466 548	2466 548	2466 548	2466 548	2466 548	2466 548	2466 548
21-139-49 SNAP RING, Throttle							
Valve Lever Shaft . . . . .	1539 430	1539 430	1539 430	1539 430	1539 430	1539 430	1539 430
21-139-50 LEVER, Throttle Valve .	2464 390	2464 390	2464 390	2464 390	2464 390	2464 390	2464 390
21-139-63 PLUG, Regulator Valve							
Throttle Pressure . . . .	1942 245	1942 245	1942 245	1942 245	1942 245	1942 245	1942 245
Regulator Valve Line							
Pressure . . . . .	1942 218	1942 218	1942 218	1942 218	1942 218	1942 218	1942 218

TYPE LETTERS Indicate: V - Valiant R - Belvedere P - Plymouth C - Chrysler  
 L - Dart W - Coronet D - Dodge Y - Imperial

\*Indicates use as required. Numerals in parentheses ( ) refer to notes. Printed in U.S.A.  
 †Indicates parts not listed in any previous parts book. Prices and specifications subject to change without notice.  
 March 1966 Supersedes May 1965. \* Indicates change or addition

**AUTOMATIC TRANSMISSION**

NOTE: All quantities are one (1) unless otherwise indicated in parenthesis.

TRANSMISSION	2466 144 A904LA	2466 149 A727B	2466 147 A727B	2466 148 A727B	2466 151 A727A	2466 152 A727A	2466 166 A727A
<b>21-139-O TRANSMISSION VALVE BODY AND VALVES - Cont'd</b>							
21-139-64 SLEEVE, Regulator Valve Line Pressure Plug . . .	1942 213	1942 213	1942 213	1942 213	1942 213	1942 213	1942 213
21-139-67 VALVE, Regulator . . . .	2124 733	2124 733	2124 733	2124 733	2124 733	2124 733	2124 733
21-139-68 SPRING, Regulator Valve.	2124 734	2124 734	2124 734	2124 734	2124 734	2124 734	2124 734
21-139-71 RETAINER, Regulator Valve Spring . . . . .	2204 975	2204 975	2204 975	2204 975	2204 975	2204 975	2204 975
21-139-74 SCREW, Line Pressure Adjusting . . . . . Throttle Pressure Adjusting . . . . .	2124 736 *6023 343	2124 736 6023 343	2124 736 6023 343	2124 736 6023 343	2124 736 6023 343	2124 736 6023 343	2124 736 6023 343
21-139-76 NUT, Throttle Pressure Adjusting Screw Lock . . Line Pressure Adjusting Screw . . . .	1949 523 2124 737	1949 523 2124 737	1949 523 2124 737	1949 523 2124 737	1949 523 2124 737	1949 523 2124 737	1949 523 2124 737
21-139-78 VALVE, Kickdown . . . . PLUG, Kickdown Detent . . . . .	1941 623 1941 624	1941 623 1941 624	1941 623 1941 624	1941 623 1941 624	1941 623 1941 624	1941 623 1941 624	1941 623 1941 624
21-139-95 VALVE, Shuttle . . . . . PLUG, Shuttle Valve . . .	1854 275 1854 274	1854 275 1854 274	1854 275 1854 274	1854 275 1854 274	1854 275 1854 274	1854 275 1854 274	1854 275 1854 274
21-139-98 SNAP RING, Shuttle Valve . . . . .	1539 430	1539 430	1539 430	1539 430	1539 430	1539 430	1539 430
21-139-101 SPRING, Shuttle Valve . .	2124 697	2124 697	2124 697	2124 697	2124 697	2124 697	2124 697
21-139-105 VALVE, 1-2 Shift. . . . . PLUG, 1-2 Shift Valve . . VALVE, 2-3 Shift. . . . . PLUG, 2-3 Shaft Valve . .	1941 602 1941 603 1941 600 1941 601	1941 602 1941 603 1941 600 1941 601	1941 602 1941 603 1941 600 1941 601	1941 602 1941 603 1941 600 1941 601	1941 602 1941 603 1941 600 1941 601	1941 602 1941 603 1941 600 1941 601	1941 602 1941 603 1941 600 1941 601
21-139-108 SPRING, 1-2 Shift Valve . 2-3 Shift Valve . . . . .	2204 547 1942 231	2204 547 1942 231	2204 547 1942 231	2204 547 1942 231	2204 547 1942 231	2204 547 1942 231	2204 547 1942 231
21-139-117 VALVE, Torque Converter Control . . . . .	2124 256	2124 256	2124 256	2124 256	2124 256	2124 256	2124 256
21-139-118 SPRING, Torque Converter Control Valve . . . . .	2124 257	2124 257	2124 257	2124 257	2124 257	2124 257	2124 257
21-139-135 COVER, Regulator Valve . . . . . Shift Valve . . . . . Shift Valve Plug . . . . . Shuttle Valve . . . . . Reverse Blocker Valve .	2205 034 1942 228 1942 230 1942 227 2205 034	2205 034 1942 228 1942 230 1942 227 2205 034	2205 034 1942 228 1942 230 1942 227 2205 034	2205 034 1942 228 1942 230 1942 227 2205 034	2205 034 1942 228 1942 230 1942 227 2205 034	2205 034 1942 228 1942 230 1942 227 2205 034	2205 034 1942 228 1942 230 1942 227 2205 034
21-139-140 PLATE, Valve Body . . .	2464 887	2538 035	2538 035	2538 035	2538 035	2538 035	2204 576
21-139-143 VALVE, Front and Rear Pump Check (2) . . . . .	2204 599	2204 599	2204 599	2204 599	2204 599	2204 599	2204 599

TYPE LETTERS Indicate: V - Valiant R - Belvedere P - Plymouth C - Chrysler  
L - Dart W - Coronet D - Dodge Y - Imperial

★ Indicates use as required. Numerals in parentheses ( ) refer to notes. Printed in U.S.A.  
 ☐ Indicates parts not listed in any previous parts book. Prices and specifications subject to change without notice.  
 March 1966. \* Indicates change or addition.

**AUTOMATIC TRANSMISSION**

NOTE: All quantities are one (1) unless otherwise indicated in parenthesis.

TRANSMISSION	2466 144 A904LA	2466 149 A727B	2466 147 A727B	2466 148 A727B	2466 151 A727A	2466 152 A727A	2466 166 A727A
<b>21-139-O TRANSMISSION VALVE BODY AND VALVES - Cont'd</b>							
21-139-144 SPRING, Front and Rear Pump Check Valve (2) . . .	1942 233	1942 233	1942 233	1942 233	1942 233	1942 233	1942 233
21-139-147 PLATE, Transfer . . .	2400 340	2400 340	2400 340	2400 340	2400 340	2400 340	2400 340
21-139-154 SUPPORT, Transfer Plate . . . . .	1942 237	1942 237	1942 237	1942 237	1942 237	1942 237	1942 237
21-139-190 VALVE, Reverse Blocker.	2464 778	2464 778	2464 778	2464 778	2464 778	2464 778	2464 778
21-139-191 SEAL, Reverse Blocker Valve . . . . .	2204 885	2204 885	2204 885	2204 885	2204 885	2204 885	2204 885
21-139-193 SPRING, Reverse Blocker.	2204 890	2204 890	2204 890	2204 890	2204 890	2204 890	2204 890

NOTE: All quantities are one (1) unless otherwise indicated in parenthesis.

TRANSMISSION	E2538 351 A904LA	E2538 353 A904LA	E2538 350 A904LA
<b>21-01-O TRANSMISSION SETS OR PACKAGES</b>			
21-01-3 SEAL and GASKET PACKAGE . . . . .	*2495 091	*2495 091	*2495 091
<b>21-03-O TRANSMISSION CASE</b>			
21-03-1 CASE . . . . .	*2464 442	*2464 442	*2464 442
<b>21-04-O TRANSMISSION CASE EXTENSION</b>			
21-04-1 EXTENSION . . . . .	*2464 690	*2466 290	*2464 690
21-04-2 GASKET . . . . .	*2205 322	*2205 322	*2205 322
21-04-6 SCREW, Extension or Sprag, Long Short (5) . . . . .	*2464 593 *6023 514	*2464 593 *6023 514	*2464 593 *6023 514
21-04-11 BEARING . . . . .	*2464 545	*2464 545	*2464 545
21-04-12 SNAP RING . . . . .	*2464 855	*2464 855	*2464 855
21-04-18 WASHER, Extension or Sprag Screw . . . . .	*2464 595	*2464 595	*2464 595
<b>21-05-O TRANSMISSION OUTPUT SHAFT</b>			
21-05-1 SHAFT, w/PLUG . . . . .	*2464 854	*2466 411	*2464 854
21-05-12 OIL SEAL, Output Shaft . . . . .	*2464 482	*2464 482	*2464 482
21-05-19 SNAP RING, Output Shaft, .040" (★) .048" Blue (★) . . . . .	*6024 822 *6024 823	*6024 822 *6024 823	*6024 822 *6024 823
21-05-35 WASHER, Output Thrust, .052" Natural (★) .068" Red (★) . . . . . .083" Black (★) . . . . .	*2466 090 *2466 169 *2466 170	*2466 090 *2466 169 *2466 170	*2466 090 *2466 169 *2466 170

TYPE LETTERS Indicate: V - Valiant R - Belvedere P - Plymouth C - Chrysler  
L - Dart W - Coronet D - Dodge Y - Imperial

★Indicates use as required. Numerals in parentheses ( ) refer to notes. Printed in U.S.A.  
⊗Indicates parts not listed in any previous parts book. Prices and specifications subject to change without notice.  
\* Indicates change or addition.

**AUTOMATIC TRANSMISSION**

NOTE: All quantities are one (1) unless otherwise indicated in parenthesis.

TRANSMISSION	E2538 351 A904LA	E2538 353 A904LA	E2538 350 A904LA
<b>21-117-O TRANSMISSION OIL FILTER - Cont'd</b>			
NOTE: See Code 9-46-27 for Tubes.			
21-117-1 FILTER or STRAINER . . . . .	*2466 849	*2466 849	*2466 849
SCREW (3) . . . . .	*6023 524	*6023 524	*6023 524
21-117-5 GASKET, Oil Filter . . . . .	*2205 202	*2205 202	*2205 202
<b>21-118-O TRANSMISSION OIL PUMP</b>			
21-118-6 ROTOR PACKAGE, Frt. Pump . . . . .	*2240 302	*2240 302	*2240 302
Rr. Pump . . . . .	*2495 090	*2495 090	*2495 090
21-118-34 PIN, Rr. Pump Rotor Drive . . . . .	*2408 144	*2408 144	*2408 144
21-118-40 HOUSING, Front Pump, w/BUSHING . . . . .	*2204 712	*2204 712	*2204 712
Rear Pump . . . . .	*1942 463	*1942 463	*1942 463
21-118-42 OIL SEAL, Front Oil Pump Housing, 2 1/4" O.D. . . . .	*2124 705	*2124 705	*2124 705
21-118-45 OIL SEAL, Front Pump Housing, 8 17/64" O.D. . . . .	*2204 709	*2204 709	*2204 709
21-118-47 BUSHING, Front Pump Housing . . . . .	*2466 796	*2466 796	*2466 796
21-118-53 COVER, Rear Pump Housing . . . . .	*2400 087	*2400 087	*2400 087
21-118-55 SCREW, Front Pump Housing, w/WASHER (★) . . . . .	*6023 943	*6023 943	*6023 943
<b>21-119-O TRANSMISSION OIL PAN</b>			
21-119-3 PAN, Oil . . . . .	*2464 413	*2464 413	*2464 413
SCREW (14) . . . . .	*6023 355	*6023 355	*6023 355
21-119-5 GASKET, Oil Pan . . . . .	*2205 299	*2205 299	*2205 299
<b>21-129-O TRANSMISSION INPUT SHAFT AND TORQUE CONVERTER REACTION SHAFT</b>			
21-129-5 SHAFT, Input . . . . .	*2464 315	*2464 315	*2464 315
21-129-7 RING, Input Shaft Seal (★) . . . . .	*1941 831	*1941 831	*1941 831
SNAP RING, Input Shaft . . . . .	*6022 859	*6022 859	*6022 859
21-129-10 SHAFT, Reaction, w/Support, 27T., 6 7/16" lgh. . . . .	*1942 419	*1942 419	*1942 419
21-129-13 RING, Reaction Shaft Support Seal (2) . . . . .	*1942 389	*1942 389	*1942 389
21-129-23 BUSHING, Reaction Shaft . . . . .	*2205 302	*2205 302	*2205 302
21-129-24 GASKET, Reaction Shaft Support . . . . .	*1942 390	*1942 390	*1942 390
<b>21-133-O TRANSMISSION CLUTCH</b>			
21-133-5 CLUTCH, Front . . . . .	-----	-----	*2464 903
21-133-7 RETAINER, Front Clutch Piston, w/BUSHING . . . . .	*2464 897	*2464 897	*2464 897
Rear Clutch . . . . .	E2466 280	E2466 280	E2466 280
21-133-10 BUSHING, Front Clutch Retainer . . . . .	*2205 303	*2205 303	*2205 303

TYPE LETTERS Indicate:

V - Valiant  
L - Dart

R - Belvedere  
W - Coronet

P - Plymouth  
D - Dodge

C - Chrysler  
Y - Imperial

★Indicates use as required.

EIndicates parts not listed in any previous parts book.

• Indicates change or addition.

Numerals in parentheses ( ) refer to notes.

Prices and specifications subject to change without notice.

Printed in U.S.A.

March 1966.

## AUTOMATIC TRANSMISSION

NOTE: All quantities are one (1) unless otherwise indicated in parenthesis.

TRANSMISSION	E2538 351 A904LA	E2538 353 A904LA	E2538 350 A904LA
<b>21-133-O TRANSMISSION CLUTCH - Cont'd</b>			
21-133-15 PISTON, Front Clutch . . . . .	*1942 395	*1942 395	*1942 395
Rear Clutch . . . . .	E2466 278	E2466 278	E2466 278
21-133-17 SEAL, Front Clutch Piston, Inner . . . . .	*1942 396	*1942 396	*1942 396
Outer . . . . .	*1942 397	*1942 397	*1942 397
Rear Clutch Piston, Inner . . . . .	*2125 187	*2125 187	*2125 187
Outer . . . . .	*1942 397	*1942 397	*1942 397
21-133-20 SPRING, Front Clutch Piston Return . . . . .	*2205 233	*2205 233	*2124 573
Rear Clutch Piston . . . . .	*1942 414	*1942 414	*1942 414
21-133-22 RETAINER, Front Clutch Piston Spring . . . . .	*1942 399	*1942 399	*1942 399
21-133-25 SNAP RING, Rear Clutch Retainer, .098" thk., 5 1/4" O.D. . . . .	E2538 617	E2538 617	E2538 617
.076" thk., 5 1/4" O.D. (★) . . . . .	*1942 423	*1942 423	*1942 423
Front Clutch, Inner, 2 7/16" O.D. . . . .	*1942 400	-----	-----
21-133-31 SPRING, Rear Clutch Wave . . . . .	E2466 283	E2466 283	E2466 283
21-133-36 DISC, Front Clutch (★) . . . . .	*2205 203	*2205 203	*2205 203
Rear Clutch (4) . . . . .	E2466 349	E2466 349	E2466 349
21-133-38 PLATE, Front Clutch (★) . . . . .	*1942 403	*1942 403	*1942 403
Rear Clutch (★) . . . . .	*1942 403	*1942 403	*1942 403
21-133-39 PLATE, Front Clutch Pressure . . . . .	*2464 892	*2464 892	*2464 892
Rear Clutch Pressure, Front . . . . .	E2466 281	E2466 281	E2466 281
Rear Clutch Pressure, Rear . . . . .	*2464 892	*2464 892	*2464 892
21-133-40 GEAR, Sun, w/BUSHING . . . . .	*1942 434	*1942 434	*1942 434
21-133-42 SHELL, Sun Gear Driving . . . . .	*1942 438	*1942 438	*1942 438
21-133-43 SNAP RING, Front Clutch, Outer, .060" thk., 5 1/4" O.D. . . . .	*1942 421	*1942 421	*1942 421
Front Clutch, Inner, 2 7/16" O.D. . . . .	-----	*1942 400	*1942 400
Rear Clutch Retainer, .060" thk., 5 1/4" O.D. . . . .	*1942 421	*1942 421	*1942 421
.068" thk., 5 1/4" O.D. . . . .	-----	*1942 422	*1942 422
.076" thk., 5 1/4" O.D. . . . .	-----	*1942 423	*1942 423
21-133-46 RING, Sun Gear Driving Shell Lock (2) . . . . .	*1942 439	*1942 439	*1942 439
21-133-47 PLATE, Sun Gear Driving Shell Thrust (2) . . . . .	*2124 258	*2124 258	*2124 258
21-133-48 WASHER, Sun Gear Driving Shell Thrust (2) . . . . .	*2400 528	*2400 528	*2400 528
21-133-62 SPACER, Rear Clutch Piston . . . . .	E2466 282	E2466 282	E2466 282
21-133-65 WASHER, Front Clutch Thrust, Front and Rear, .042" thk. (2) . .	-----	*2204 369	*2204 369
Front Clutch Thrust (2) . . . . .	*2204 369	-----	-----

### 21-134-O TRANSMISSION FRONT AND REAR PLANET PINION

#### CARRIER AND COMPONENTS

21-134-5 CARRIER, w/PINION and WASHERS, Front . . . . .	*2525 018	*2538 251	*2538 251
Rear . . . . .	*2525 019	*2525 019	*2525 019
21-134-8 PINION, Front and Rear Planet (6) . . . . .	E2464 257	E2464 257	E2464 257

TYPE LETTERS Indicate:

V - Valiant  
L - Dart

R - Belvedere  
W - Coronet

P - Plymouth  
D - Dodge

C - Chrysler  
Y - Imperial

★Indicates use as required.

Numerals in parentheses ( ) refer to notes.

Printed in U.S.A.

EIndicates parts not listed in any previous parts book.

Prices and specifications subject to change without notice.

March 1966.

● Indicates change or addition.

## AUTOMATIC TRANSMISSION

NOTE: All quantities are one (1) unless otherwise indicated in parenthesis.

TRANSMISSION	E2538 351	E2538 353	E2538 350
	A904LA	A904LA	A904LA

### 21-134-O TRANSMISSION FRONT AND REAR PLANET PINION CARRIER AND COMPONENTS - Cont'd

21-134-9 SHAFT, Front and Rear Planet Pinion (6) . . . . .	E2408 019	E2408 019	E2408 019
21-134-10 WASHER, Front and Rear Planet Pinion (12) . . . . .	E2400 142	E2400 142	E2400 142
21-134-11 ROLLER, Front and Rear Planet Pinion (114) . . . . .	E2464 259	E2464 259	E2464 259
21-134-12 RING, Front and Rear Planet Pinion Thrust (12) . . . . .	E2400 141	E2400 141	E2400 141
21-134-36 SUPPORT, Front Annulus Gear . . . . .	*2464 902	*2538 253	*2538 253
Rear . . . . .	*1942 450	*1942 450	*1942 450
21-134-38 GEAR, Front and Rear Annulus (2) . . . . .	*1942 443	*1942 443	*1942 443
21-134-40 SNAP RING, Front and Rear Annulus Gear (2) . . . . .	*1942 444	*1942 444	*1942 444
Front Annulus Gear Support . . . . .	*1942 448	*1942 448	*1942 448
21-134-45 WASHER, Front Annulus Gear Support Thrust . . . . .	*1942 447	*1942 447	*1942 447

### 21-136-O TRANSMISSION BANDS

21-136-5 BAND, Kickdown . . . . .	*2204 792	*2204 792	*2204 792
21-136-15 STRUT, Kickdown Band . . . . .	*1630 896	*1630 896	*1630 896
21-136-17 SCREW, Kickdown Band Adjusting . . . . .	*1942 477	*1942 477	*1942 477
21-136-20 LEVER, Kickdown Band . . . . .	*2124 579	*2124 579	*2124 579
21-136-23 SHAFT, Kickdown Band Lever . . . . .	*1942 132	*1942 132	*1942 132
21-136-30 BAND, Reverse . . . . .	*1942 487	*1942 487	*1942 487
21-136-41 STRUT, Reverse Band . . . . .	*1942 497	*1942 497	*1942 497
21-136-44 LINK, Reverse Band, w/ANCHOR . . . . .	*2464 439	*2464 439	*2464 439
21-136-47 LEVER, Reverse Band, w/STEM . . . . .	*1942 491	*1942 491	*1942 491
Reverse Band, Short . . . . .	*2464 851	*2464 851	*2464 851
21-136-49 SHAFT, Reverse Band Lever . . . . .	*1942 493	*1942 493	*1942 493
21-136-52 SCREW, Reverse Band Adjusting . . . . .	*1942 543	*1942 543	*1942 543
21-136-65 DRUM, Reverse . . . . .	*2466 008	*2466 008	*2466 008
21-136-228 CAM and RETAINER PACKAGE, "O" Running Clutch . . . . .	*2421 281	*2421 281	*2421 281
21-136-229 SCREW, Cam (6) . . . . .	* 138 212	-----	-----
SCREW and WASHER, Cam (6) . . . . .	-----	*1823 543	*1823 543
21-136-232 RACE, "O" Running Clutch . . . . .	*2466 911	*2466 911	*2466 911
21-136-235 ROLLER, "O" Running Clutch Cam (12) . . . . .	*2464 888	*2464 888	*2464 888
21-136-236 SPRING, "O" Running Clutch Cam Roller (12) . . . . .	*2464 446	*2464 446	*2464 446

TYPE LETTERS Indicate:	V - Valiant L - Dart	R - Belvedere W - Coronet	P - Plymouth D - Dodge	C - Chrysler Y - Imperial
------------------------	-------------------------	------------------------------	---------------------------	------------------------------

★ Indicates use as required.      Numerals in parentheses ( ) refer to notes.      Printed in U.S.A.  
 E Indicates parts not listed in any previous parts book.      Prices and specifications subject to change without notice.  
 \* Indicates change or addition.      March 1966.





## AUTOMATIC TRANSMISSION

NOTE: All quantities are one (1) unless otherwise indicated in parenthesis.

TRANSMISSION	E2538 351 A904LA	E2538 353 A904LA	E2538 350 A904LA
<b>21-138-O TRANSMISSION GOVERNOR - Cont'd</b>			
21-138-23 VALVE, Governor . . . . .	*2124 663	*2124 663	*2124 663
21-138-26 SHAFT, Governor Valve . . . . .	*1556 082	*1556 082	*1556 082
21-138-29 SNAP RING, Governor Valve Shaft (2) . . . . .	*1638 461	*1638 461	*1638 461
21-138-38 RING, Governor Support Seal (2) . . . . .	*1942 109	*1942 109	*1942 109
<b>21-139-O TRANSMISSION VALVE BODY AND VALVES</b>			
21-139-4 BODY, w/Transfer PLATE, Complete . . . . .	*2466 515	*2466 515	*2466 515
21-139-9 VALVE, Manual . . . . .	*2464 675	*2464 675	*2464 675
21-139-12 LEVER, Manual Valve . . . . .	*2464 676	*2464 676	*2464 676
21-139-24 SPRING, Manual Valve Lever Detent . . . . .	*1942 225	*1942 225	*1942 225
21-139-30 VALVE, Throttle . . . . .	*1636 423	*1636 423	*1636 423
21-139-33 SPRING, Throttle Valve . . . . .	*1949 847	*1949 847	*1949 847
21-139-47 SEAL, Throttle Lever Shaft . . . . .	*2466 548	*2466 548	*2466 548
21-139-49 SNAP RING, Throttle Valve Lever Shaft . . . . .	*1539 430	*1539 430	*1539 430
21-139-50 LEVER, Throttle Valve . . . . .	*2464 390	*2464 390	*2464 390
21-139-63 PLUG, Regulator Valve Throttle Pressure . . . . .	*1942 245	*1942 245	*1942 245
Regulator Valve Line Pressure . . . . .	*1942 218	*1942 218	*1942 218
21-139-64 SLEEVE, Regulator Valve Line Pressure Plug . . . . .	*1942 213	*1942 213	*1942 213
21-139-67 VALVE, Regulator . . . . .	*2124 733	*2124 733	*2124 733
21-139-68 SPRING, Regulator Valve . . . . .	*2124 734	*2124 734	*2124 734
21-139-71 RETAINER, Regulator Valve Spring . . . . .	*2204 975	*2204 975	*2204 975
21-139-74 SCREW, Line Pressure Adjusting . . . . .	*2124 736	*2124 736	*2124 736
Throttle Pressure Adjusting . . . . .	*6023 343	*6023 343	*6023 343
21-139-76 NUT, Throttle Pressure Adjusting Screw Lock . . . . .	*1949 523	*1949 523	*1949 523
Line Pressure Adjusting Screw . . . . .	*2124 737	*2124 737	*2124 737
21-139-78 VALVE, Kickdown . . . . .	*1941 623	*1941 623	*1841 623
PLUG, Kickdown Detent . . . . .	*1941 624	*1941 624	*1941 624
21-139-95 VALVE, Shuttle . . . . .	*1854 275	*1854 275	*1854 275
PLUG, Shuttle Valve . . . . .	*1854 274	*1854 274	*1854 274
21-139-98 SNAP RING, Shuttle Valve . . . . .	*1539 430	*1539 430	*1539 430
21-139-101 SPRING, Shuttle Valve . . . . .	*2124 697	*2124 697	*2124 697

TYPE LETTERS indicate:

V - Valiant  
L - DartR - Belvedere  
W - CoronetP - Plymouth  
D - DodgeC - Chrysler  
Y - Imperial

★ Indicates use as required.

Ⓜ Indicates parts not listed in any previous parts book.

\* Indicates change or addition.

Numerals in parentheses ( ) refer to notes.

Prices and specifications subject to change without notice.

Printed in U.S.A.

AUTOMATIC TRANSMISSION

NOTE: All quantities are one (1) unless otherwise indicated in parenthesis.

Table with columns: TRANSMISSION, E2538 351 A904LA, E2538 353 A904LA, E2538 350 A904LA. Rows include parts like VALVE, 1-2 Shift; PLUG, 1-2 Shift Valve; VALVE, 2-3 Shift; PLUG, 2-3 Shift Valve; SPRING, 1-2 Shift Valve; 2-3 Shift Valve; VALVE, Torque Converter Control; SPRING, Torque Converter Control Valve; COVER, Regulator Valve; Shift Valve; Shift Valve Plug; Shuttle Valve; Reverse Block Valve; PLATE, Valve Body; VALVE, Front and Rear Pump Check (2); SPRING, Front and Rear Pump Check Valve (2); PLATE, Transfer; SUPPORT, Transfer Plate; VALVE, Reverse Blocker; SEAL, Reverse Blocker Valve; SPRING, Reverse Blocker.

NOTES

TYPE LETTERS indicate:

V - Valiant
L - Dart

R - Belvedere
W - Coronet

P - Plymouth
D - Dodge

C - Chrysler
Y - Imperial

\*Indicates use as required.

EIndicates parts not listed in any previous parts book.
March 1966.

Numerals in parentheses ( ) refer to notes.

Printed in U.S.A.
Prices and specifications subject to change without notice.