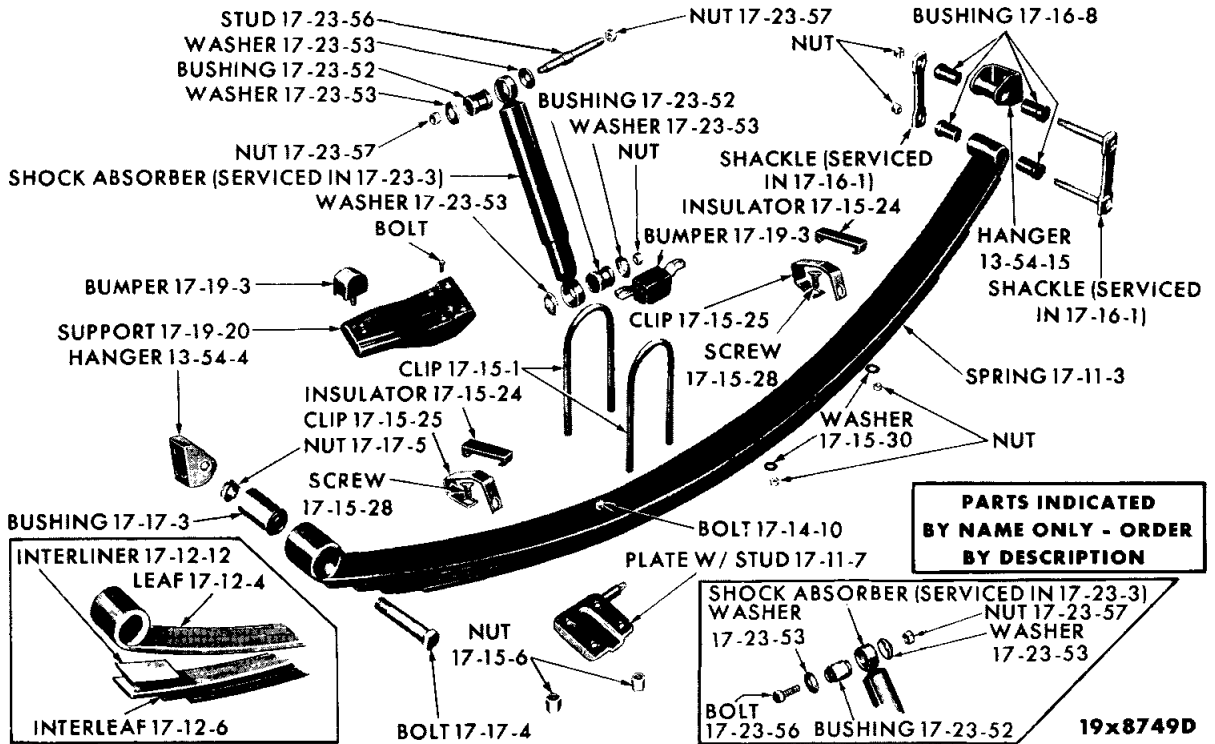
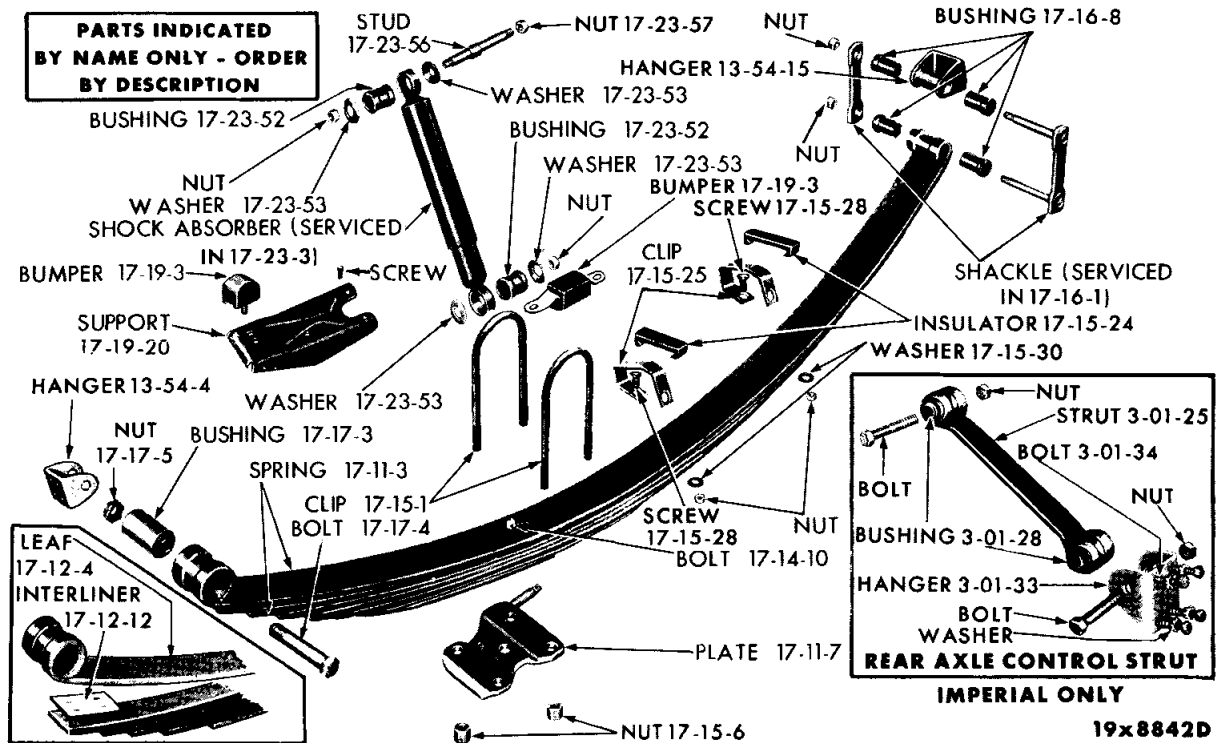


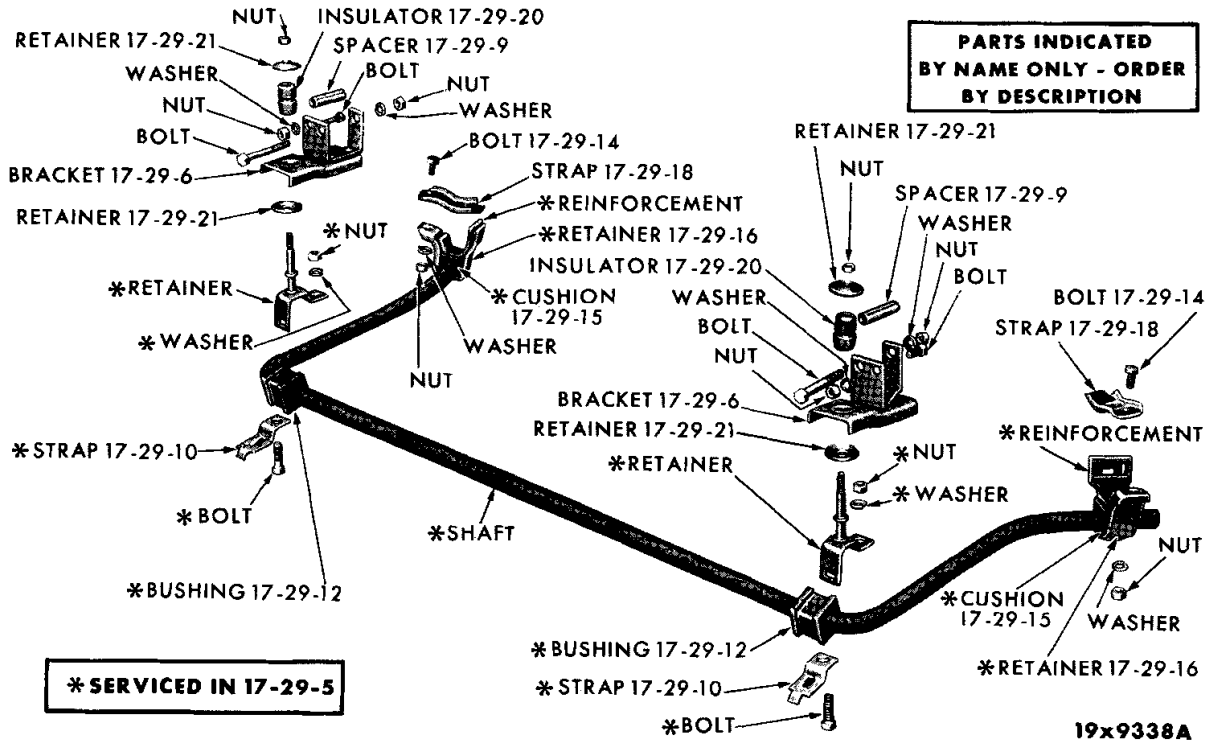
GROUP 17 - SPRINGS



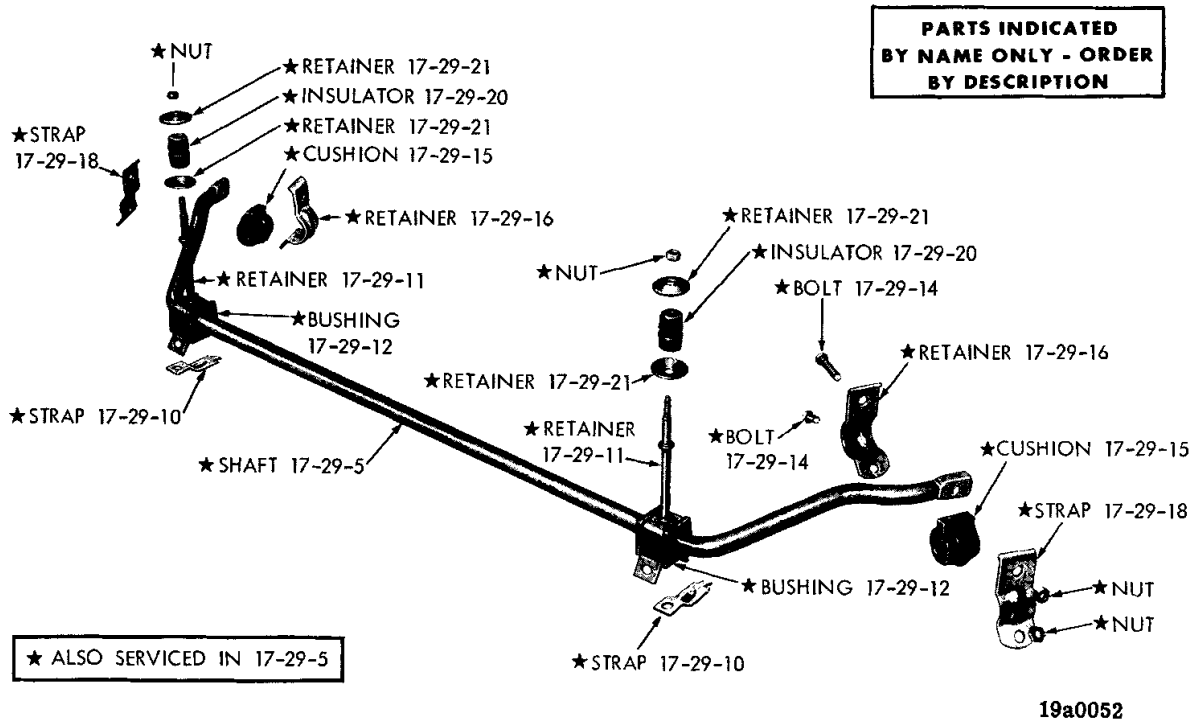
REAR SPRING - VALIANT, DART, BELVEDERE AND CORONET



REAR SPRING - PLYMOUTH, DODGE, CHRYSLER AND IMPERIAL



SWAY ELIMINATOR - BELVEDERE AND CORONET



SWAY ELIMINATOR - PLYMOUTH, DODGE AND CHRYSLER

CODE	PART NAME AND DESCRIPTION	C Y L	PER CAR	VALIANT	PLYMOUTH BELVEDERE	PLYMOUTH FURY	IMPERIAL
				DART	DODGE CORONET	DODGE POLARA CHRYSLER	
17-11-O REAR SPRING							
17-11-3	SPRING, w/BUSHING, Std., except						
	Sta. Wgn., 170 cu.in. Eng.	6	2	2421 761			
	Std., except Sta. Wgn., 225 cu.in Eng. . . .	6	2	2421 739			
	Std., Sta. Wgn., 170, 225, cu.in. Eng. . . .	6	2	2421 742			
	Std., Barracuda	2	2	2525 474			
	Std., except Sta. Wgn., 273 cu.in. Eng. . . .	8	2	2525 474			
	Std., Sta. Wgn., 273 cu.in. Eng.	8	2	2495 087			
	w/4 Barrel Carburetor	8	2	2585 242			
	Std., 2 D., 2 D.H.T., 4 D.	6	2	----	2585 251		
	Std., Cv. Cp.	6	2	----	2525 093		
	Std., Cv. Cp., 273, 318 cu. in. Eng.	8	2	----	*2585 251		
	Std., 2 D. H. T., 4 D., 273, 318 cu.in. Eng. .	8	2	----	*2525 093		
	Std., Sta. Wgn., 2 Seat	1	1	----	2585 255-6		
	Std., Sta. Wgn., 3 Seat	1	1	----	2585 256-7		
	Std., 2 D., 2 D.H.T., 4 D., 361, 383,	8	2	----	2585 253		
	cu.in. Eng.	8	2	----	2525 094		
	Std., Cv.Cp., 361,383, cu.in. Eng.	8	1	----	*2495 060-1		
	Except Sta. Wgn., 426 cu. in. Eng.	6	2	----		2585 225	
	Std., except Sta. Wgn., P1, 225 cu.in. Eng. .	8	2	----		2585 354	
	Std., except Sta. Wgn., P2, 318 cu. in. Eng.	8	2	----		2585 234	
	Std., except Sta. Wgn., P2, 383 cu.in. Eng.	8	2	----		2585 231	
	Std., except Sta. Wgn., P2, 426 cu.in. Eng.	8	2	----			
	Std., except Sta. Wgn., D 2	8	2	----			
	UP TO Serial No. 145004	8	2	----		*2585 238	
	Std., except Sta. Wgn., D 2	8	1	----			
	AFTER Serial No. 145004	8	2	----		*2585 236-7	
	Std., except Sta. Wgn., D2, 426 cu. in. Eng.	8	2	----		2585 239	
	Std., except Sta. Wgn., 383, 413 cu. in.	8	1	----		2585 237	
	Eng., Right	8	1	----		2585 582	
	Std., except Sta. Wgn., 383, 413 cu. in.	8	1	----			
	Eng., Left	8	1	----		2585 229-30	
	Std., 2 D.H.T., 4 D.H.T., 4 D., C2, 383,	8	1	----		2585 230	
	413 cu. in. Eng.	8	1	----		2585 581	
	Std., C3, 2 D.H.T., 4 D.H.T., 4 D., Right .	8	1	----		2585 232-3	
	Std., C3, 2 D.H.T., 4 D.H.T., 4 D., Left . .	8	1	----		*2585 392	
	Std., Sta. Wgn., 2 Seat	1	1	----		*2585 621	
	Std., Sta. Wgn., 3 Seat, C3,Rt	8	1	----		*2585 233	
	Std., Sta. Wgn., 3 Seat, C3,Lt	8	1	----		*2585 392	
	Std., Sta. Wgn., 3 Seat, Right, except C3 . . .	1	1	----			2421 758
	Std., Sta. Wgn., 3 Seat, Left, except C3 . . .	1	1	----			2495 025
	Std., except Cv.Cp., Right	1	1	----			2448 399
	Std., except Cv.Cp., Left	1	1	----			2495 078
	Std., Cv.Cp., Right	1	1	----			
	Std., Cv.Cp., Left	1	1	----			
	Heavy Duty, except Sta. Wgn., 170, 225,	6	2	2421 741			
	cu.in. Eng.	6	2	2275 857			
	Heavy Duty, Sta. Wgn., 170, 225, cu.in. Eng.	6	2	2495 086			
	Heavy Duty, Barracuda	2	2	2495 086			
	Heavy Duty, except Sta. Wgn.	8	2	2495 086			
	Heavy Duty, Sta. Wgn.	8	2	2495 088			
	Heavy Duty, 2 D., 2 D.H.T., 4 D., 225 cu.in.	6	2	----	2585 252		
	Eng.	6	2	----	2525 095		
	Heavy Duty, Cv. Cp.	6	2	----			
	Heavy Duty, 2 D., 2 D.H.T., 4 D., 273, 318,	8	2	----	2525 095		
	361, 383, 426, cu.in. Eng.	8	2	----			
	Heavy Duty, Cv.Cp., 273, 318, 361, 383,	8	2	----	2585 252		
	426, cu.in. Eng.	8	2	----			
	Heavy Duty, Sta. Wgn., 225, 273, 318, 361,	1	1	----	2585 254		
	383, 426, cu.in. Eng., Right	1	1	----			
	Heavy Duty, Sta. Wgn., 225, 273, 318, 361, . .	1	1	----			
	383, 426, cu.in. Eng., Left	1	1	----	2585 235		

TYPE LETTERS Indicate: V - Valiant R - Belvedere P - Plymouth C - Chrysler
 L - Dart W - Coronet D - Dodge Y - Imperial

★Indicates use as required. Numerals in parentheses () refer to notes. Printed in U.S.A.
 ☐Indicates parts not listed in any previous parts book. Prices and specifications subject to change without notice.
 * Indicates change or addition. March 1966 Supersedes May 1965.

1965 PASSENGER CAR PARTS CATALOG

CODE	PART NAME AND DESCRIPTION	C Y L	PER CAR	VALIANT	PLYMOUTH BELVEDERE	PLYMOUTH FURY	IMPERIAL
				DART	DODGE CORONET	DODGE POLARA CHRYSLER	
17-11-0 REAR SPRING - Cont'd							
17-11-3	SPRING, w/BUSHING - Cont'd						
	Heavy Duty, except Sta. Wgn., P1, P2, 225, 318, 383, cu.in. Eng.		2	-----	-----	2585 231	
	Heavy Duty, D, 4 D., Cal. Police only . . .		8	2	-----	2585 399	
	Heavy Duty, except Sta. Wgn., D2, 383, 413, 426, cu. in. Eng.		8	2	-----	2585 240	
	Heavy Duty, 2 D. H. T., 4 D. H. T., 4 D., C1, C2, 383, 413, cu.in. Eng.		8	2	-----	2585 241	
	Heavy Duty, C3, 2 D. H. T., 4 D. H. T., 4 D .		8	2	-----	2585 583	
	Heavy Duty, Sta. Wgn., C3, Rt.		8	1	-----	*2585 227	
	Heavy Duty, Sta. Wgn., C3, Lt.		8	1	-----	□2585 622	
	Heavy Duty, Sta. Wgn., except C3		1	1	-----	*2585 226-7	
	Heavy Duty, Right		1	-----	-----	-----	2421 702
	Heavy Duty, Left		1	-----	-----	-----	2495 079
17-11-5	PLATE, Spring Seat Angle, Sta. Wgn., 1° w/Part No. Stamped #2122857		2	-----	2122 857		
	1° w/Part No. Stamped #2539474		★	2539 474	2539 474	2539 474	2539 474
	2° w/Part No. Stamped #1673458		★	1673 458	1673 458	1673 458	1673 458
	3° w/Part No. Stamped #2539475		★	2539 475	2539 475	2539 475	2539 475
17-11-7	PLATE, w/STUD		1	2071 766-7	1856 346-7	1853 343-7	1856 346-7
17-12-0 REAR SPRING LEAF							
17-12-4	LEAF, w/BUSHING, Main, Std., 170 cu.in. Eng.		6	2	2448 351		
	Std., 225 cu.in. Eng., except Sta. Wgn. . . .		6	2	2448 350		
	Std., Sta. Wgn., 225 cu.in. Eng.		6	2	2448 351		
	Std., Barracuda		2	2	2525 020		
	Std.		8	2	2525 020		
	V2, L2, w/4 Barrel Carburetor, except Sta. Wgn.		8	2	2585 250		
	Std.		2	-----	2495 027		
	Std., P, except Sta. Wgn.		2	-----	-----	2585 244	
	Std. D2, C1, except Sta. Wgn.		8	2	-----	2585 248	
	Std., C2, C3, except Sta. Wgn.		8	2	-----	2585 245	
	Std. Sta. Wgn.		8	2	-----	2585 247	
	Std.		2	-----	-----	-----	2448 706
	Heavy Duty, except Sta. Wgn.		6	2	2196 784		
	Heavy Duty, Sta. Wgn.		6	2	2196 786		
	Heavy Duty, Barracuda		2	2	2525 021		
	Heavy Duty		8	2	2525 021		
	Heavy Duty, except Sta. Wgn.		2	-----	2495 028		
	Heavy Duty, Sta. Wgn.		2	-----	2495 029		
	Heavy Duty, P, except Sta. Wgn.		2	-----	-----	2585 243	
	Heavy Duty, D2, C, except Sta. Wgn.		8	2	-----	2585 246	
	Heavy Duty, Sta. Wgn.		2	-----	-----	2585 249	
	Heavy Duty		2	-----	-----	-----	2448 707
17-12-6	INTERLEAF		★	-----	2403 737	2403 737	2123 781
17-12-12	INTERLINER, 2 1/2" x 3 1/2", P		★	*1948 396	-----	*1948 396	
	2 1/2" x 2 1/2"		★	2122 359	2122 359	2122 359	2122 359
	2 1/2" x 3 1/2"		★	-----	2123 785	2123 785	2123 785
17-14-0 REAR SPRING CENTER BOLT							
17-14-10	BOLT		★	1944 361	1944 361	1944 361	1944 361

TYPE LETTERS Indicate: V - Valiant R - Belvedere P - Plymouth C - Chrysler
 L - Dart W - Coronet D - Dodge Y - Imperial

★Indicates use as required. Numerals in parentheses () refer to notes. Printed in U.S.A.
 †Indicates parts not listed in any previous parts book. Prices and specifications subject to change without notice.
 March 1966 Supersedes May 1965. * Indicates change or addition.

CODE	PART NAME AND DESCRIPTION	C Y L	PER CAR	VALIANT	PLYMOUTH BELVEDERE	PLYMOUTH FURY	IMPERIAL
				DART	DODGE CORONET	DODGE POLARA CHRYSLER	
17-15-O REAR SPRING CLIP							
17-15-1	CLIP, 5 3/8" lgh.		★	2071 771			
	5 7/8" lgh.		★	2071 787			
	7" lgh.		★	----	1489 747	1489 747	1489 747
	7 3/8" lgh.		★	----	1635 666	1635 666	1635 666
17-15-6	NUT		8	*6023 021	6023 021	6023 021	6023 021
17-15-24	INSULATOR, Alignment Clip		★	1829 929	1829 929	1829 929	1829 929
17-15-25	CLIP, Alignment 1" lgh.		★	1820 812	1820 812	1820 812	1820 812
	1 1/4" lgh.		★	1820 152	1820 152	1820 152	1820 152
	1 1/2" lgh.		★	1820 153	1820 153	1820 153	1820 153
	1 7/8" lgh.	8	★	----	----	----	1820 813
17-15-28	SCREW, Alignment		★	1485 510	1485 510	1485 510	1485 510
17-15-30	WASHER, Screw		★	1530 398	1530 398	1530 398	1530 398
17-16-O REAR SPRING SHACKLE							
17-16-1	SHACKLE and BUSHING PACKAGE		2	2585 264			
	Except Sta. Wgn.		2	----	2585 263		
	Sta. Wgn.		2	----	2585 265		
	Except Sta. Wgn.		2	----		2585 262	2585 262
	Sta. Wgn.		2	----		2525 469	
	D, 4 D., Cal., Police only	8	2	----		2525 469	
17-16-8	BUSHING, Shackle		8	1940 725	1400 269	1400 269	1400 269
17-17-O REAR SPRING SILENT BLOCK							
17-17-3	BUSHING, Front Pivot		6	2	2071 763		
	Barracuda		2	2	1948 869		
	V2, L2		8	2	1948 869	1948 869	2403 245
	R2, W2, 426 cu.in. Eng., Hemispherical		8	2	----	2403 245	
	D, 4 D., Cal., Police only		8	2	----	2403 245	
17-17-4	BOLT		6	2	2071 761		
	Barracuda		2	2	1948 876		
			8	2	1948 876		
			2	2	----	1948 876	1948 876
17-17-5	NUT		6	2	2071 772		
			8	2	1948 877		
	Barracuda		2	2	1948 877	1948 877	1948 877
17-19-O REAR SPRING BUMPER							
17-19-3	BUMPER, Axle Drive Pinion Carrier		1	2403 906	2403 906	2403 906	2403 906
	R2, W2, 426 cu.in. Eng., Hemispherical		8	1	----	1948 338	
	D, 4 D., Cal., Police only		8	1	----	2539 096	
	Side Rail, Rear Axle		2	2206 940	2462 040	2462 043	2206 941
	R2, W2, 426 cu.in. Eng., Hemispherical		8	2	----	2403 868	
17-19-4	BRACKET, Center Floor Pan Pinion Carrier		1	2242 393			
17-19-6	NUT, Axle Drive Pinion Carrier Bumper Retainer, R2, W2, 426 cu.in. Eng., Hemispherical		1	----	1943 997	1943 997	

TYPE LETTERS Indicate: V - Valiant R - Belvedere P - Plymouth C - Chrysler
 L - Dart W - Coronet D - Dodge Y - Imperial

★Indicates use as required. Numerals in parentheses () refer to notes. Printed in U.S.A.
 ☐Indicates parts not listed in any previous parts book. Prices and specifications subject to change without notice.
 * Indicates change or addition. March 1965 Supersedes May 1965.

1965 PASSENGER CAR PARTS CATALOG

SPRINGS

CODE	PART NAME AND DESCRIPTION	CYL	PER CAR	VALIANT	PLYMOUTH BELVEDERE	PLYMOUTH FURY	IMPERIAL
				DART	DODGE CORONET	DODGE POLARA CHRYSLER	
17-19-O REAR SPRING BUMPER - Cont'd							
17-19-10	PLATE, Side Rail Rear Axle Bumper		2	2206 883			
17-19-11	SPACER, Side Rail Rear Axle Bumper, R2, W2, 426 cu.in. Eng. Hemispherical . .	8	2	---- --	2462 178		
	SCREW, w/WASHER, R2, W2, 426 cu.in. Eng., Hemispherical	8	4	---- --	6025 336		
17-19-20	SUPPORT, Pinion Carrier Bumper		1	2403 901	---- --		2462 184
	w/1 1/2" Cutout		1	---- --	---- --	*1948 351	
	w/o Cutout		1	---- --	---- --	*2462 103	
	R		1	---- --	2403 903		
	W, except Sta. Wgn.		1	---- --	2462 176		
	W, Sta. Wgn.		1	---- --	2403 903		
	R2, W2, 426 cu.in. Eng., Hemispherical . .	8	1	---- --	2403 867		
	BOLT, Axle Bumper Attaching		4	---- --	---- --	6023 011	
	REINFORCEMENT, Center Floor Pan		1	---- --	2483 908	2481 392	
17-23-O SHOCK ABSORBER							
17-23-3	ABSORBER PACKAGE, Shock Front, Std. . . .		2	2298 803	2525 039		
	Front Std., except Cv. Cp. and Sta. Wgn., P. .		2	---- --	---- --	*2525 459	
	Front Std., except Cv. Cp. and Sta. Wgn., D, C.	8	2	---- --	---- --	2585 623	
	Front Std., Cv. Cp. and Sta. Wgn.		2	---- --	---- --	2525 460	
	Front Std., except Cv. Cp.		2	---- --	---- --	---- --	2298 805
	Front Std., Cv. Cp.		2	---- --	---- --	---- --	2298 807
	Front, Heavy Duty		2	2298 804	2275 883	2525 461	
	Front, Heavy Duty, 2 D.H.T., 4 D.H.T. . .		2	---- --	---- --	---- --	2298 807
	Rear, Std.		2	2240 317	2525 040		
	Rear, Std., except Cv. Cp. and Sta. Wgn. . .		2	---- --	---- --	2525 431	
	Rear, Std., Cv. Cp. and Sta. Wgn.		2	---- --	---- --	2525 430	
	Rear Std., 2 D.H.T., 4 D.H.T.		2	---- --	---- --	---- --	2298 900
	Rear Std., Cv. Cp.		2	---- --	---- --	---- --	2240 360
	Rear, Heavy Duty		2	2298 912	2275 849		
	Rear, Heavy Duty, 1 3/8" dia.		2	---- --	2275 848	2525 444	
	Rear, Heavy Duty		2	---- --	---- --	2525 432	
	Rear, Heavy Duty, 2 D.H.T., 4 D.H.T. . . .		2	---- --	---- --	---- --	2240 360
17-23-52	BUSHING, Front Shock Absorber Upper Mounting		2	2206 923	2206 923	2206 923	2206 923
	Lower, Mounting		2	1635 588	1635 588	2462 104	1635 588
	Rear, Upper		2	1319 902	2201 554	2201 554	
	Rear, Lower		★	1319 902	1319 902	1319 902	1319 902
17-23-53	WASHER, Pivot Bushing Retainer Inner, Rear .		★	1319 555	1319 555	1319 555	1319 555
	Outer, Rear		★	1319 554	1319 554	1319 554	1319 554
	Upper, Front		★	2206 925	2206 925	2206 925	2206 925
17-23-56	STUD, Upper Mounting, Rear		2	2071 714	---- --	---- --	1948 884
	BOLT, Upper Mounting, Rear		2	---- --	180 190	180 190	
17-23-57	NUT, Rear Upper Mounting Stud		2	6023 890	---- --	---- --	6023 890
	Front Pivot Bushing Bolt	6	2	6022 831			
	WASHER, Rear Upper Mounting Stud		2	6024 248			
17-24-O SHOCK ABSORBER SUPPORT							
17-24-28	SUPPORT, Front Shock Absorber		2	---- --	---- --	2461 876	1675 821

TYPE LETTERS Indicate: V - Valiant R - Belvedere P - Plymouth C - Chrysler
 L - Dart W - Coronet D - Dodge Y - Imperial

★Indicates use as required. Numerals in parentheses () refer to notes. Printed in U.S.A.
 □Indicates parts not listed in any previous parts book. Prices and specifications subject to change without notice.
 March 1966 Supersedes May 1965. * Indicates change or addition.

