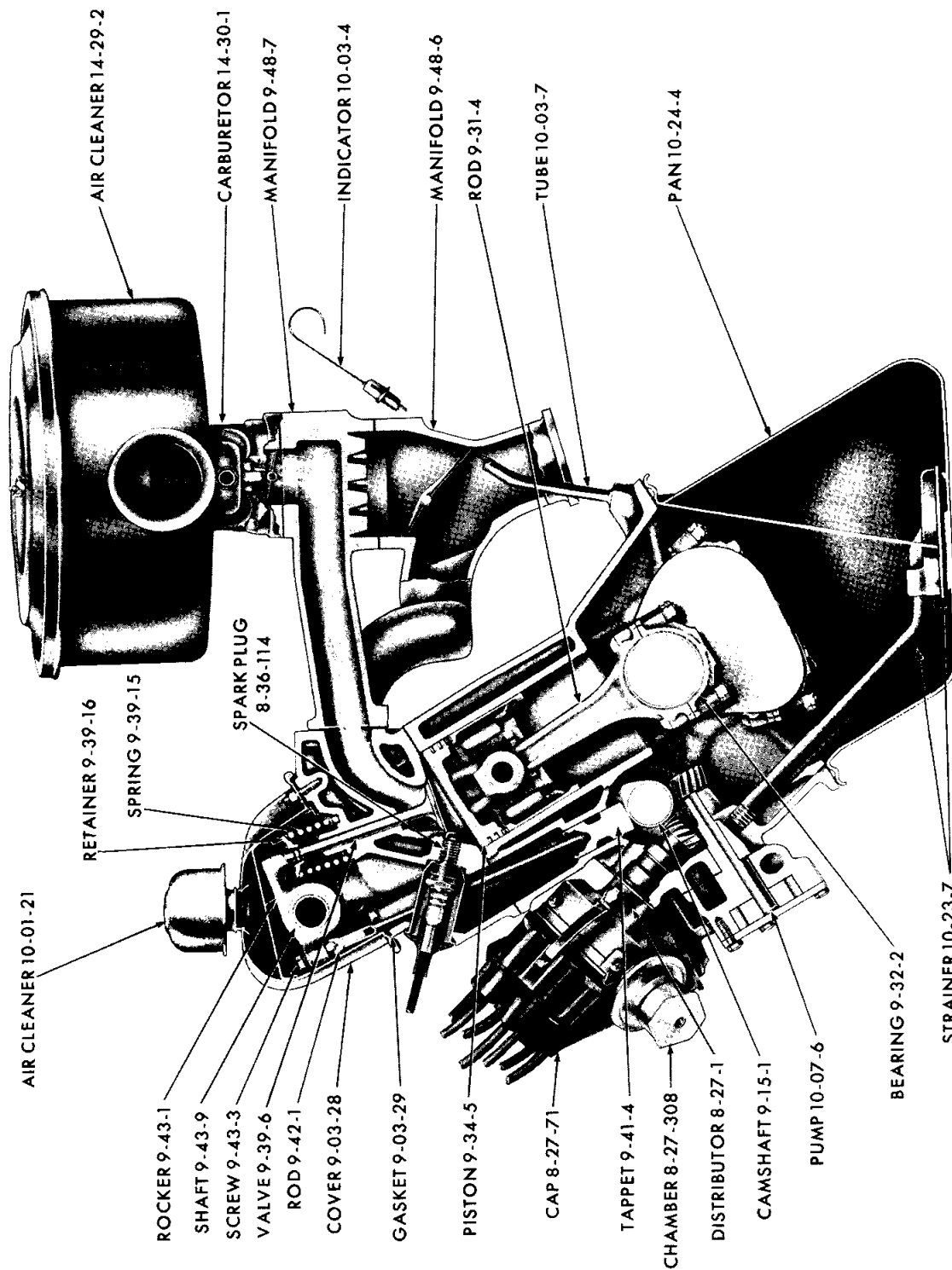
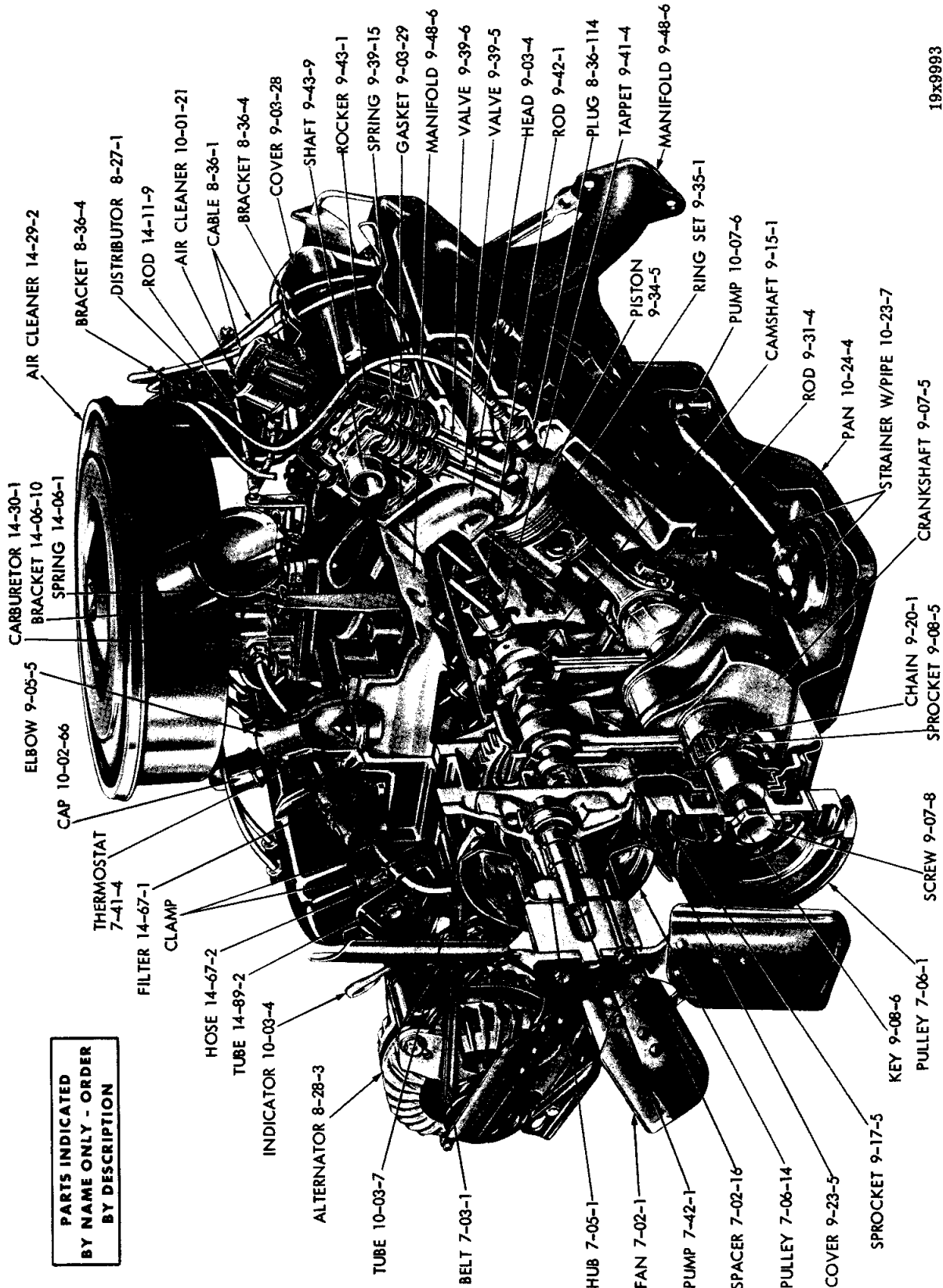


GROUP 10 - ENGINE OILING



19x8778

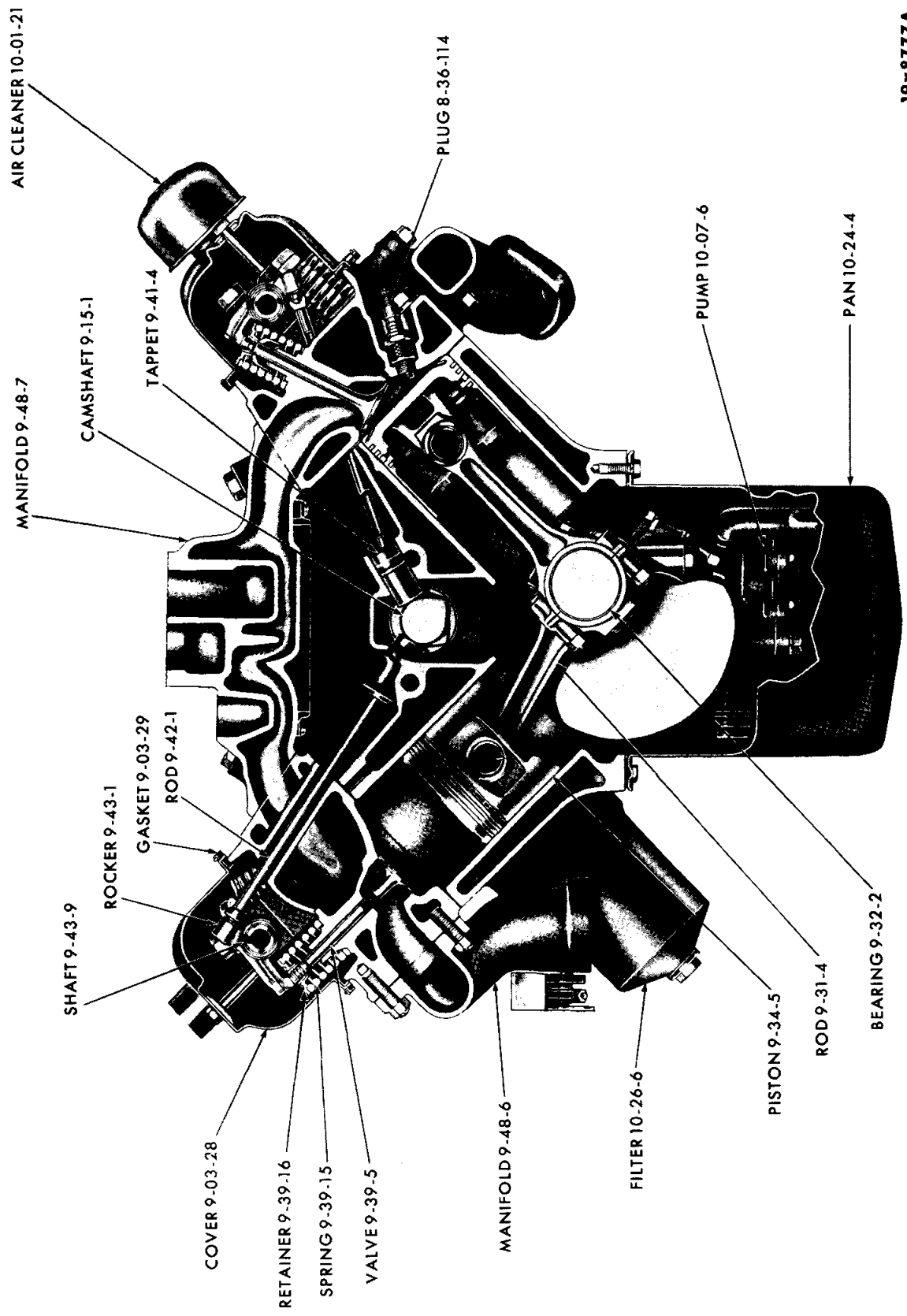
ENGINE OILING (6 CYLINDER) - 170 AND 225 CU. IN. DISPLACEMENT



**PARTS INDICATED  
BY NAME ONLY - ORDER  
BY DESCRIPTION**

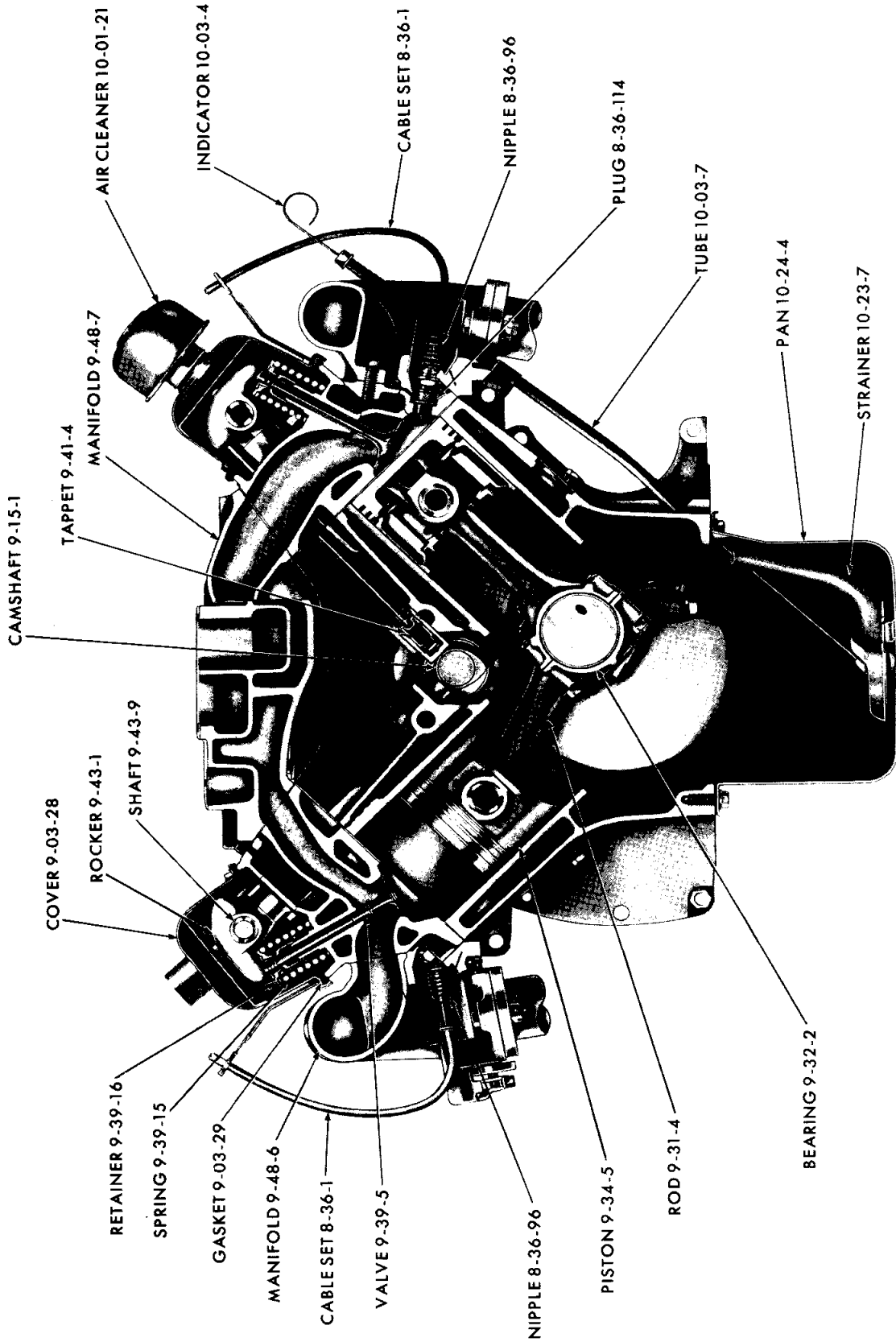
19x8993

ENGINE OILING (V8 CYLINDER) - 273 CU. IN. DISPLACEMENT



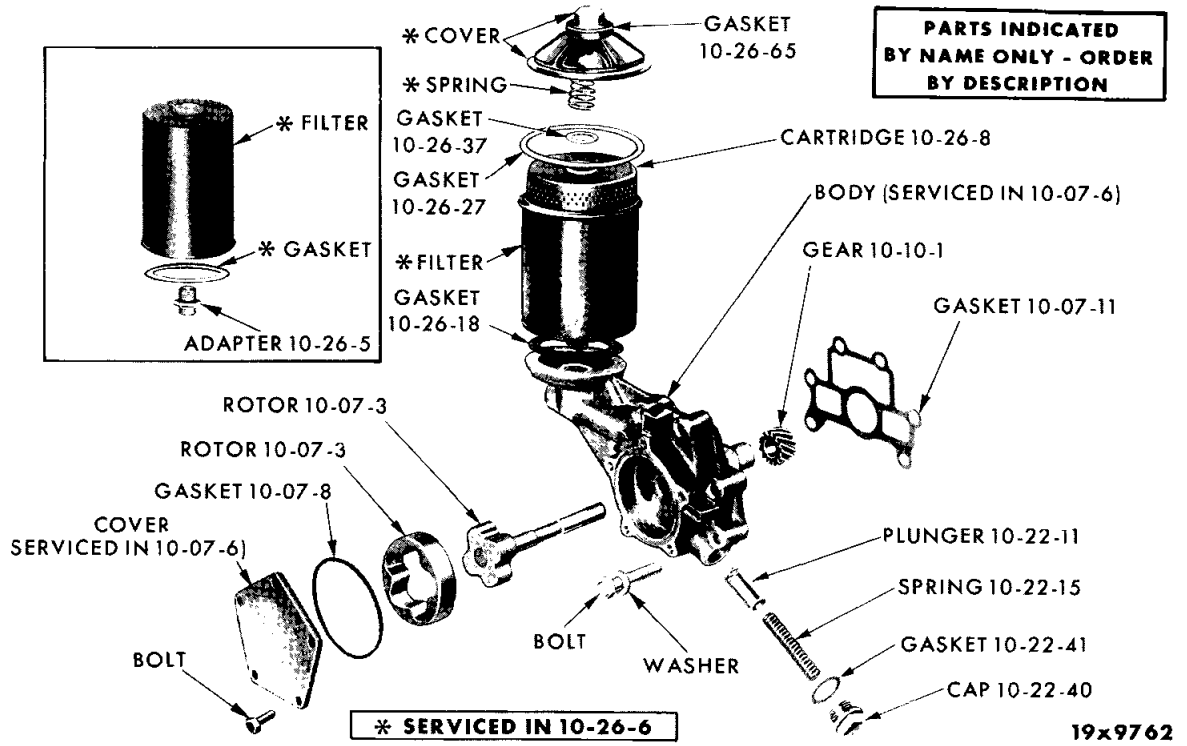
19x8777A

ENGINE OILING (V8 CYLINDER) - 318 CU. IN. DISPLACEMENT

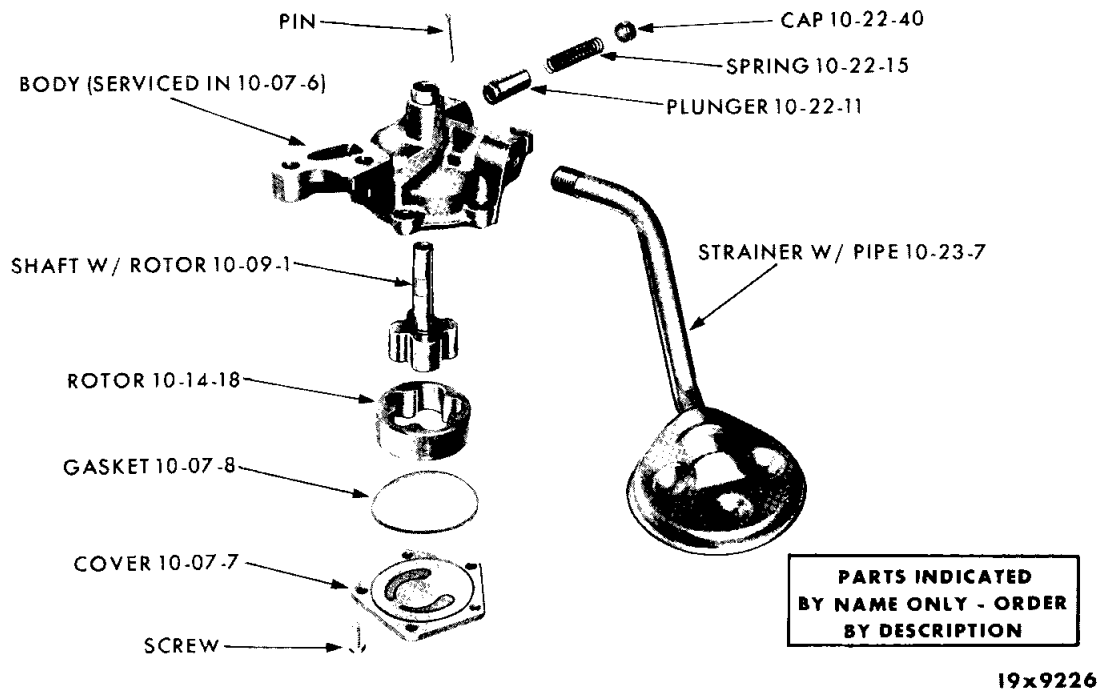


19x8776A

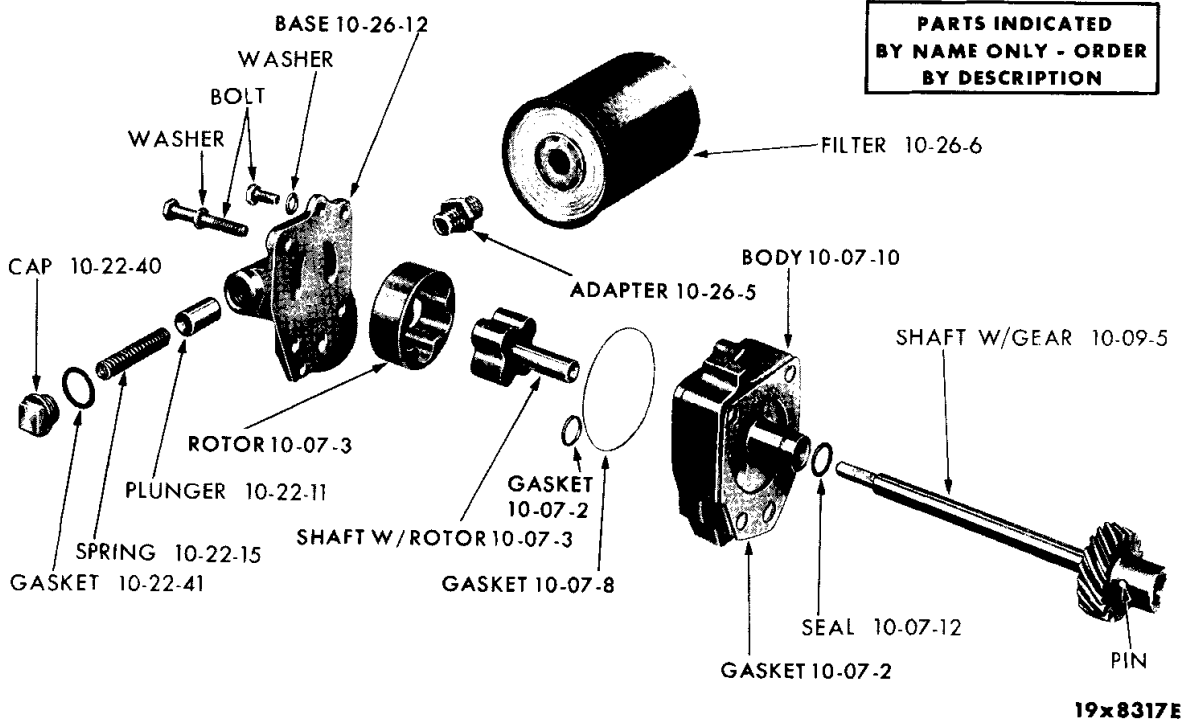
ENGINE OILING (V8 CYLINDER) - 361, 383 AND 413 CU. IN. DISPLACEMENT



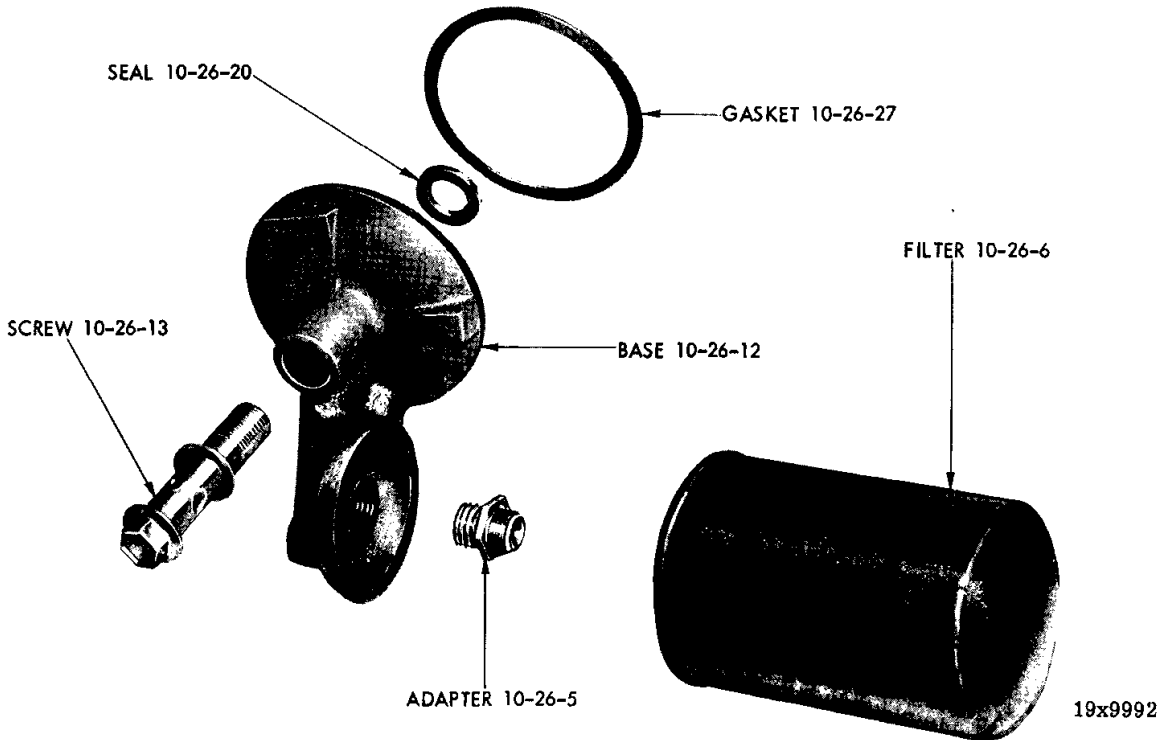
OIL PUMP AND FILTER (6 CYLINDER) - 170 AND 225 CU. IN. DISPLACEMENT



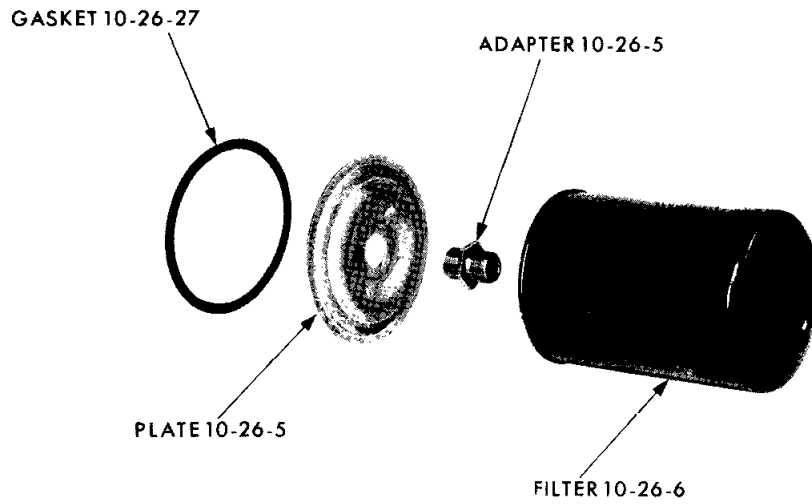
OIL PUMP - 273 AND 318 CU. IN. DISPLACEMENT



OIL PUMP - 361, 383, 413 AND 426 CU. IN. DISPLACEMENT

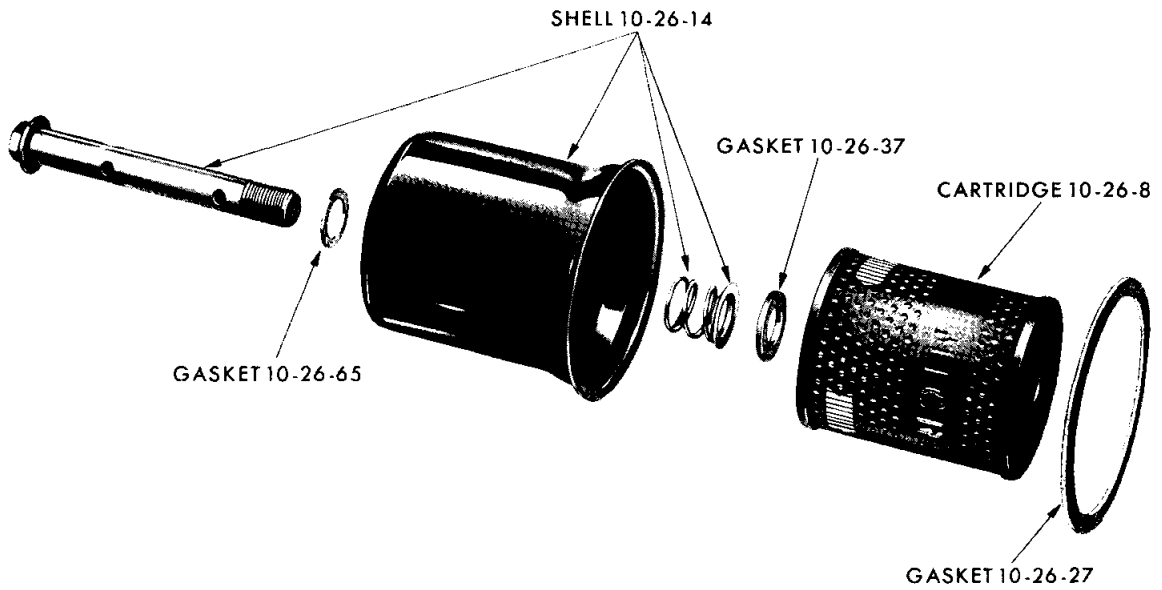


OIL FILTER - 273 CU. IN. ENGINE (SEALED CAN TYPE)



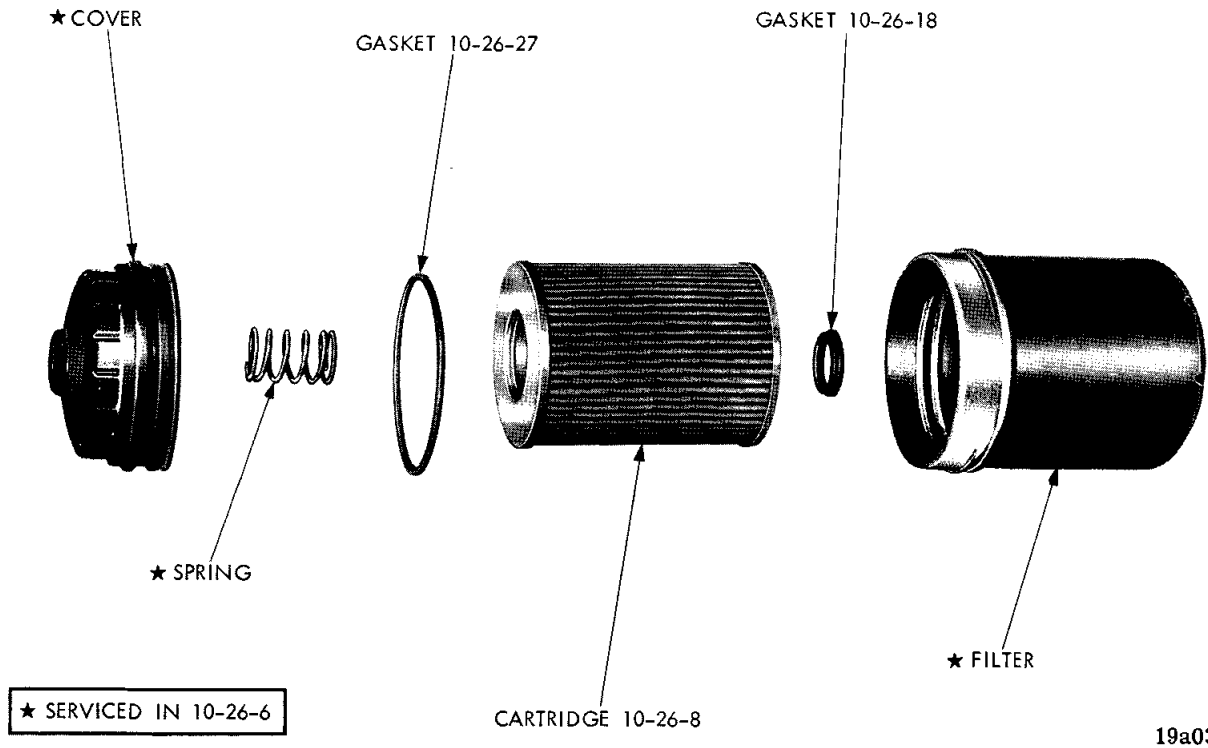
19x9489

OIL FILTER - 318 CU. IN. DISPLACEMENT (SEALED CAN TYPE)

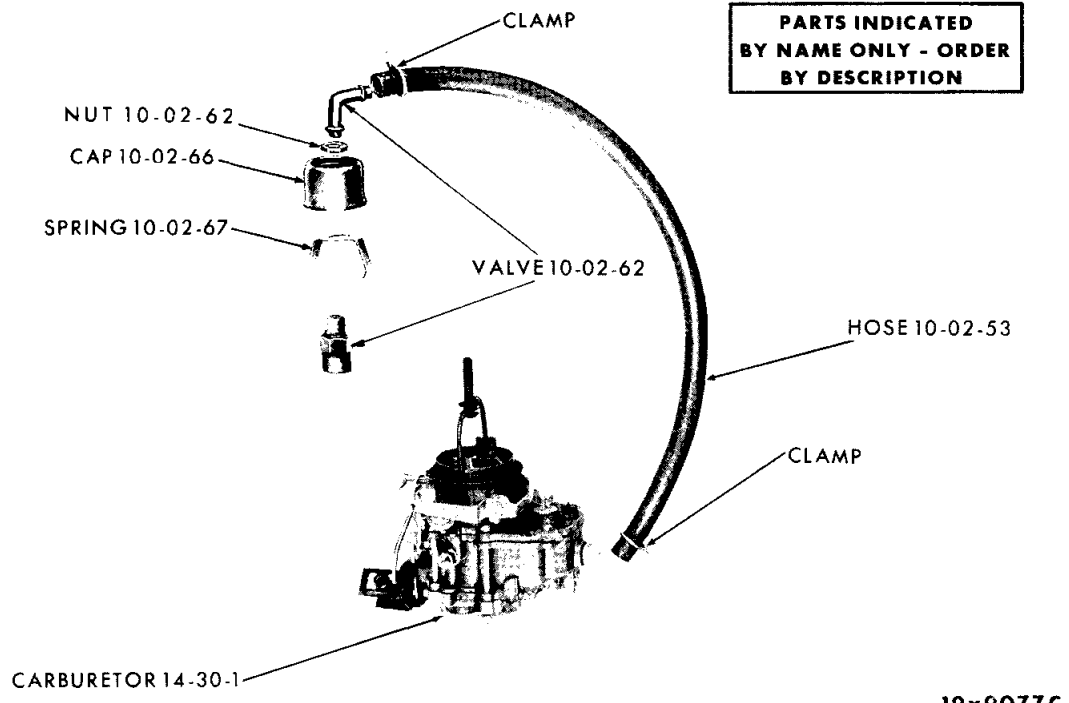


19x8591

OIL FILTER - 318 CU. IN. DISPLACEMENT (REPLACEABLE CARTRIDGE TYPE)



OIL FILTER - 273 CU. IN. DISPLACEMENT (REPLACEABLE CARTRIDGE TYPE)



CRANKCASE - CLOSED VENT SYSTEM



CODE	PART NAME AND DESCRIPTION	C Y L	PER CAR	VALIANT	PLYMOUTH BELVEDERE	PLYMOUTH FURY	IMPERIAL
				DART	DODGE CORONET	DODGE POLARA CHRYSLER	
<b>10-01-O CRANKCASE VENT INLET AIR CLEANER</b>							
10-01-21	AIR CLEANER, Std., Painted . . . . .		1	2402 199	2402 199	2402 199	2402 199
	Heavy Duty, Painted . . . . .		1	2402 013	2402 013	2402 013	2402 013
	California Usage, Painted . . . . .		1	2463 989	2463 989	2463 989	2463 989
	V2, L2, w/4 Barrel Carb., Chrome . . . . .		1	2463 858			
	P2, D2, 426 cu. in. Eng., Std., Chrome . . . . .	8	1	-----	-----	2463 858	
	V2, L2, w/4 Barrel Carb., Chrome, California Usage . . . . .	8	1	2463 866			
	R2, W2, 426 cu. in. Eng., Hemispherical, Chrome . . . . .	8	1	-----	*2463 858		
	R2, W2, 426 cu. in. Eng., Hemispherical, Chrome, California Usage . . . . .	8	1	-----	*2463 858		
	P2, D2, 426 cu. in. Eng., Std., Chrome, California Usage . . . . .	8	1	-----	-----	2463 866	
10-01-40	CLAMP, Inlet Air Cleaner to Carburetor Air Cleaner Hose . . . . .		2	870 469	870 469	870 469	870 469
10-01-62	HOSE, Air Cleaner Inlet to Carburetor Air Cleaner, California Usage, 42 1/4" lgh.		★	2200 560	2200 560	2200 560	2200 560
<b>10-02-O CRANKCASE CLOSED VENT SYSTEM</b>							
10-02-53	HOSE, Vent Valve Cap to Carburetor (sold by the inch) . . . . .		★	883 031	883 031	883 031	883 031
10-02-62	VALVE VENT PACKAGE, 170 cu. in. Eng. . . . .	6	1	*2421 288			
	Except 170 cu. in. Eng. . . . .		1	*2421 289	*2421 289	*2421 289	*2421 289
10-02-66	CAP, Vent Valve, Painted . . . . .		1	2203 116	2203 116	2203 116	2203 116
	V2, L2, w/4 Barrel Carb., Chrome . . . . .	8	1	2463 860			
	R2, W2, 426 cu. in. Eng., Hemispherical, Chrome . . . . .	8	1	-----	*2463 860		
	P2, D2, w/426 cu. in. Eng., Chrome . . . . .	8	1	-----	-----	2463 860	
10-02-67	SPRING, Vent Valve . . . . .		1	2203 117	2203 117	2203 117	2203 117
<b>10-03-O OIL LEVEL INDICATOR</b>							
10-03-4	INDICATOR . . . . .	6	1	2463 444	2463 445	2463 444	
	273, 318, cu. in. Eng. . . . .	8	1	2402 839	2402 839	2402 839	
	361, 383, cu. in. Eng. . . . .	8	1	-----	2402 840		
	R2, W2, 426 cu. in. Eng., Std. . . . .	8	1	-----	2402 840		
	383, 413, cu. in. Eng. . . . .	8	1	-----	-----	2402 841	2402 841
	P2, D2, 426 cu. in. Eng. . . . .	8	1	-----	-----	2402 841	
	R2, W2, 426 cu. in. Eng., Hemispherical . . . . .	8	1	-----	2532 216		
10-03-7	TUBE . . . . .	6	1	2406 366	2406 366	2406 366	
	273, 318, cu. in. Eng. . . . .	8	1	1859 788	1859 788	1859 788	
	273, 318, cu. in. Eng., w/Leece-Neville Alternator, w/o Air Conditioning . . . . .	8	1	-----	2463 010	2463 010	
	361, 383, cu. in. Eng. . . . .	8	1	-----	2465 691		
	R2, W2, 426 cu. in. Eng., Std. . . . .	8	1	-----	2465 691		
	383, 413, cu. in. Eng. . . . .	8	1	-----	-----	2465 691	2465 691
	P2, D2, 426 cu. in. Eng. . . . .	8	1	-----	-----	2465 691	
	R2, W2, 426 cu. in. Eng., Hemispherical . . . . .	8	1	-----	2532 215		
<b>10-07-O OIL PUMP</b>							
10-07-2	GASKET and SEAL PACKAGE, except 318 cu. in. Eng. . . . .	8	1	-----	2084 355	2084 355	2084 355
10-07-3	SHAFT and ROTOR PACKAGE . . . . .	6	1	2084 415	2084 415	2084 415	
	Except 318 cu. in. Eng. . . . .	8	1	-----	2084 354	2084 354	2084 354
10-07-4	ADAPTER, Cover to Oil Filter, R2, W2, 426 cu. in. Eng., Hemispherical . . . . .	8	1	-----	2468 364		

TYPE LETTERS Indicate: V - Valiant R - Belvedere P - Plymouth C - Chrysler  
L - Dart W - Coronet D - Dodge Y - Imperial

★ Indicates use as required. Numerals in parentheses ( ) refer to notes. Printed in U.S.A.  
 Ⓜ Indicates parts not listed in any previous parts book. Prices and specifications subject to change without notice.  
 \* Indicates change or addition. May 1965, Supersedes Nov. 30, 1964.

CODE	PART NAME AND DESCRIPTION	CYL	PER CAR	VALIANT	PLYMOUTH BELVEDERE	PLYMOUTH FURY	IMPERIAL
				DART	DODGE CORONET	DODGE POLARA CHRYSLER	
<b>10-07-0 OIL PUMP - Cont'd</b>							
10-07-6	PUMP . . . . .	6	1	2463 382	2463 382	2463 382	2465 089
	273, 318, cu. in. Eng. . . . .	8	1	2402 474	2402 474	2402 474	
	361, 383, 413, 426, cu. in. Eng. . . . .	8	1	----	2465 089	2465 089	
	R2, W2, 426 cu. in. Eng., Std. . . . .	8	1	----	2465 089		
	R2, W2, 426 cu. in. Eng., Hemispherical . . . . .	8	1	----	*2465 092		
10-07-7	COVER, 273, 318, cu. in. Eng. . . . .	8	1	2206 095	2206 095	2206 095	
10-07-8	GASKET, Cover . . . . .		1	2268 921	2268 921	2268 921	2268 921
10-07-10	BODY, 361, 383, 413, 426, cu. in. Eng. . . . .	8	1	----	1737 718	1737 718	1737 718
	426 cu. in. Eng., Std. . . . .	8	1	----	1737 718		
	426 cu. in. Eng., Hemispherical . . . . .	8	1	----	2406 662		
10-07-11	GASKET, Body . . . . .	6	1	2121 404	2121 404	2121 404	
10-07-12	SEAL, Body, 361, 383, 413, 426, cu. in. Eng. . . . .	8	1	----	1855 328	1855 328	1855 328
10-07-14	SHIELD, Oil Pump Body Splash . . . . .	6	1	2269 072	2269 072	2269 072	
<b>10-09-0 OIL PUMP DRIVE SHAFT</b>							
10-09-1	SHAFT, w/Inner ROTOR, 273, 318, cu.in. Eng.	8	1	2121 530	2121 530	2121 530	
10-09-5	SHAFT, Oil Pump and Distributor Drive, w/GEAR, 273, 318, cu. in. Eng. . . . .	8	1	2121 535	2121 535	2121 535	1739 604
	361, 383, 413, 426, cu. in. Eng. . . . .	8	1	----	1739 604	1739 604	
	426 cu. in. Eng., Std. . . . .	8	1	----	1739 604		
	426 cu. in. Eng., Hemispherical . . . . .	8	1	----	2402 639		
10-09-7	BUSHING . . . . .	8	1	1737 725	1737 725	1737 725	1737 725
<b>10-10-0 OIL PUMP DRIVE GEAR</b>							
10-10-1	GEAR . . . . .	6	1	1947 225	1947 225	1947 225	
<b>10-14-0 OIL PUMP ROTOR</b>							
10-14-18	ROTOR, Outer, 273, 318, cu. in. Eng. . . . .	8	1	2121 531	2121 531	2121 531	
<b>10-22-0 OIL PRESSURE RELIEF VALVE</b>							
10-22-11	PLUNGER . . . . .	6	1	2406 580	2406 580	2406 580	2463 541
		8	1	2463 541	2463 541	2463 541	
10-22-15	SPRING, Std., Red . . . . .	6	1	1737 742	1737 742	1737 742	1737 742
	273, 318, cu. in. Eng., Std., Red . . . . .	8	1	2264 587	2264 587	2264 587	
	361, 383, 413, 426, cu. in. Eng., Std., Red . . . . .	8	1	----	1737 742	1737 742	
	426 cu in. Eng., Std.,Red. . . . .	8	1	----	1737 742		
	426 cu. in. Eng., Hemispherical, Color Plain	8	1	----	2406 677		
10-22-16	DAMPER, Spring, 361, 383, 413, 426, cu.in.Eng.	8	1	----	2202 845	2202 845	2202 845
10-22-40	CAP, Plunger . . . . .	6	1	618 621	618 621	618 621	618 621
	273, 318, cu. in. Eng. . . . .	8	1	2264 586	2264 586	2264 586	
	361, 383, 413, 426, cu. in. Eng. . . . .	8	1	----	618 621	618 621	
10-22-41	GASKET, Cap . . . . .		1	618 622	618 622	618 622	618 622

TYPE LETTERS Indicate: V - Valiant R - Belvedere P - Plymouth C - Chrysler  
 L - Dart W - Coronet D - Dodge Y - Imperial

\*Indicates use as required. Numerals in parentheses ( ) refer to notes. Printed in U.S.A.  
 ☐Indicates parts not listed in any previous parts book. Prices and specifications subject to change without notice.  
 March 1966 Supersedes May 1965. \* Indicates change or addition.

CODE	PART NAME AND DESCRIPTION	C Y L	PER CAR	VALIANT	PLYMOUTH BELVEDERE	PLYMOUTH FURY	IMPERIAL
				DART	DODGE CORONET	DODGE POLARA	
<b>10-23-O OIL STRAINER</b>							
10-23-7	STRAINER, w/PIPE . . . . .	6	1	2206 317			
	w/Heavy Duty Filter, Police and Taxi, w/Auto. Trans. . . . .	6	1	-----	2206 317		
	w/Heavy Duty Filter, Police and Taxi, w/Manual Trans. . . . .	6	1	-----	2206 261		
	w/Std. Filter, except Police and Taxi. . . . .	6	1	-----	2206 261		
	P1 . . . . .	6	1	-----		2463 606	
	273, 318, cu. in. Eng. . . . .	8	1	2468 849	2468 849		
	361, 383, cu. in. Eng. . . . .	8	1	-----	2206 458		
	426 cu. in. Eng., Std. . . . .	8	1	-----	2206 458		
	426 cu. in. Eng., Hemispherical . . . . .	8	1	-----	2468 814		
	383, 413, 426, cu. in. Eng. . . . .	8	1	-----	-----	2463 467	1859 947
<b>10-24-O OIL PAN</b>							
10-24-1	GASKET SET, 170, 225, cu. in. Eng. . . . .	6	1	2240 647	2240 647	2240 647	
	273, 318, cu. in. Eng. . . . .	8	1	1879 520	1879 520	1879 520	
10-24-4	PAN, w/Drain PLUG . . . . .	6	1	2406 688			
	w/Drain PLUG, Police and Taxi . . . . .	6	1	-----	2406 688		
	w/o Drain Plug . . . . .	6	1	-----	2206 463		
	w/o Drain Plug . . . . .	6	1	-----	-----	2468 413	
	w/o Drain Plug, 273, 318, cu. in. Eng. . . . .	8	1	2463 517	2463 517	2463 517	
	w/Drain PLUG, 361, 383, cu. in. Eng. . . . .	8	1	-----	2465 195		
	w/Drain PLUG, 426 cu. in. Eng., Std. . . . .	8	1	-----	2465 195		
	w/o Drain Plug, 426 cu. in. Eng., Hemispherical . . . . .	8	1	-----	2468 981		
	w/o Drain Plug, 361, 383, 413, 426, cu. in. Eng. . . . .	8	1	-----	-----	2463 448	
	w/Drain PLUG . . . . .	8	1	-----	-----	-----	2268 459
10-24-8	GASKET, 361, 383, 413, 426, cu. in. Eng. . . . .	8	1	-----	1737 770	1737 770	1737 770
10-24-23	SCREW, w/WASHER, Pan Attaching, 5/16"-18 x 13/16", 170, 225, 273, 318, cu.in. Eng. . . . .		★	1947 953	1947 953	1947 953	
	5/16"-18 x 9/16", 361, 383, 413, 426, cu. in. Eng. . . . .	8	★	-----	2121 573	2121 573	2121 573
	5/16"-18 x 1", 273, 318, cu. in. Eng. . . . .	8	2	1675 958	1675 958	1675 958	
	To Bearing Seal Retainer, 5/16"-18 x 15/16" . . . . .	6	2	1343 212	1343 212	1343 212	
	5/16"-18 x 9/16" . . . . .	8	2	-----	2121 573	2121 573	2121 573
10-24-37	PLUG, Drain . . . . .		1	2125 890	2125 890	2125 890	2125 890
10-24-38	GASKET, Drain Plug . . . . .		1	2268 513	2268 513	2268 513	2268 513
<b>10-26-O OIL FILTER</b>							
10-26-5	ADAPTER, Base to Filter . . . . .		1	1739 619	1739 619	1739 619	1739 619
	Filter to Cylinder Block, 318 cu. in. Eng. . . . .	8	1	-----	2206 372	2206 372	
	PLATE, Filter Adapter, 273, 318, cu. in. Eng. . . . .	8	1	-----	2402 103	2402 103	
10-26-6	FILTER, Sealed Can Type, w/Built in GASKET, Std. . . . .		1	1851 658	1851 658	1851 658	1851 658
	R2, W2, 426 cu. in. Eng., Hemispherical. . . . .	8	1	-----	2536 186		
	Replaceable Cartridge Type, Includes CARTRIDGE, Heavy Duty, w/Bolt on Type Cover . . . . .	6	1	*2128 548	*2128 548	*2128 548	
	Use w/Screw on Type Cover . . . . .	6	1	*2532 756	*2532 756	*2532 756	
10-26-8	CARTRIDGE, use w/Bolt on Type Cover . . . . .		1	*2129 023	*2129 023	*2129 023	
	Use w/Screw on Type Cover . . . . .		1	*2532 752	*2532 752	*2532 752	

TYPE LETTERS Indicate: V - Valiant R - Belvedere P - Plymouth C - Chrysler  
L - Dart W - Coronet D - Dodge Y - Imperial

★Indicates use as required. Numerals in parentheses ( ) refer to notes. Printed in U.S.A.  
 ⓓIndicates parts not listed in any previous parts book. Prices and specifications subject to change without notice.  
 \* Indicates change or addition. March 1966 Supersedes May 1965.

