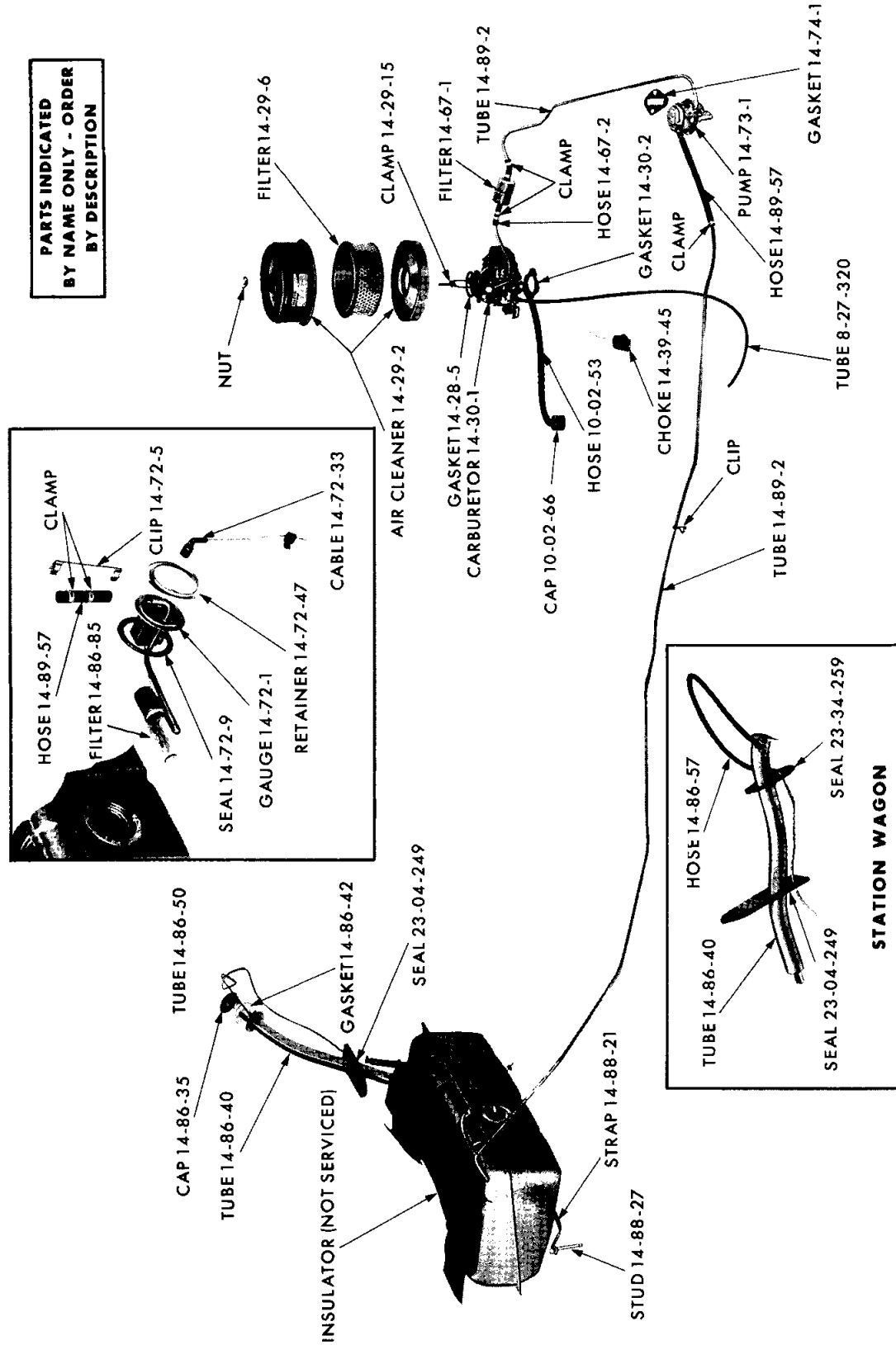
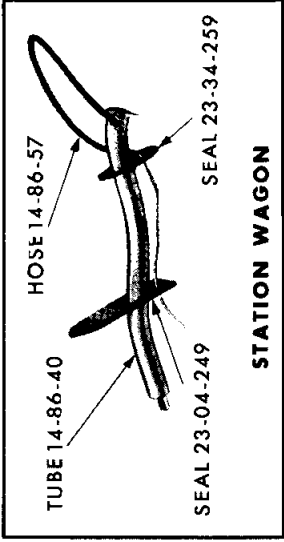
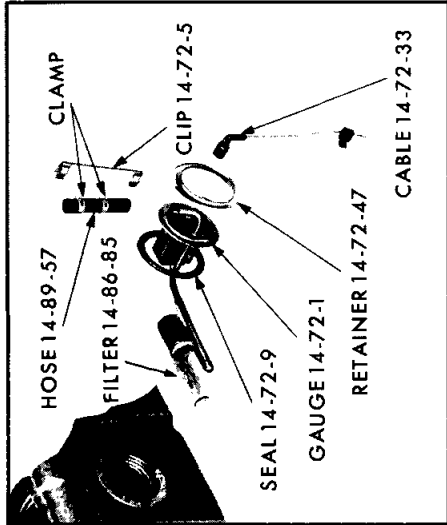


GROUP 14 - FUEL



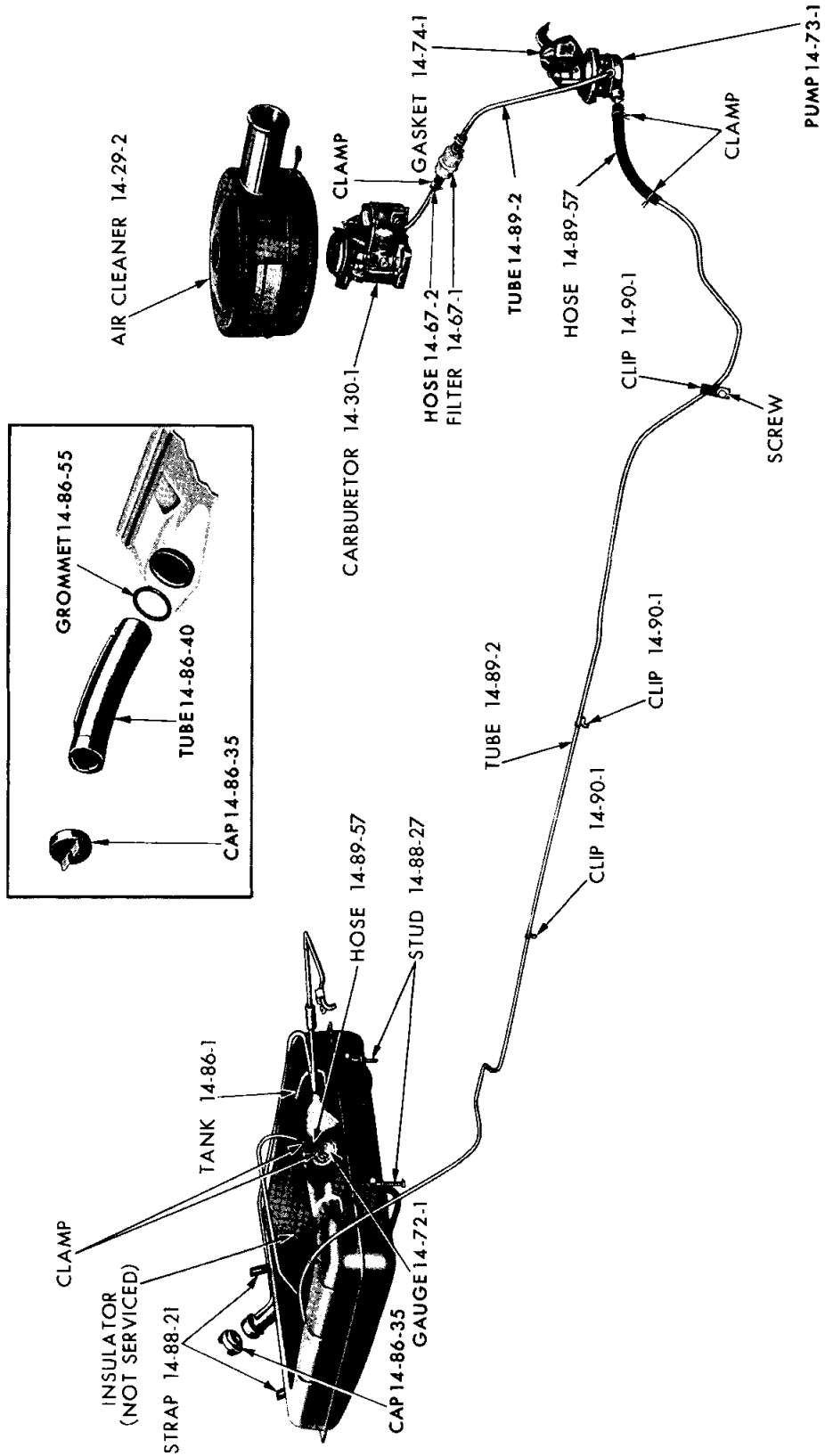
PARTS INDICATED BY NAME ONLY - ORDER BY DESCRIPTION



19x9689A

FUEL SYSTEM - VALIANT AND DART

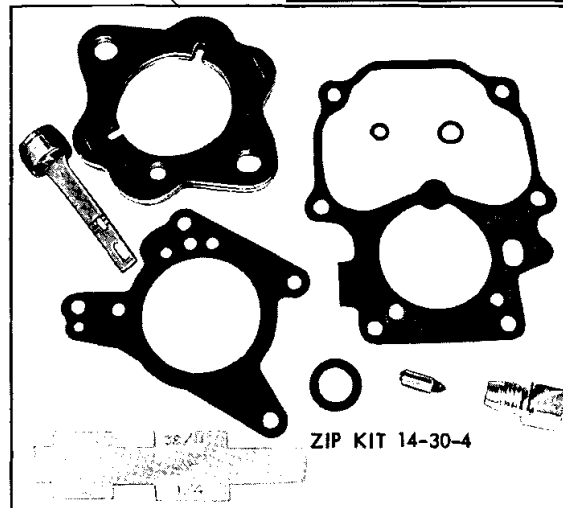

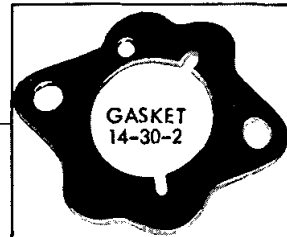
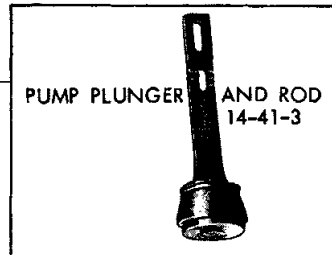

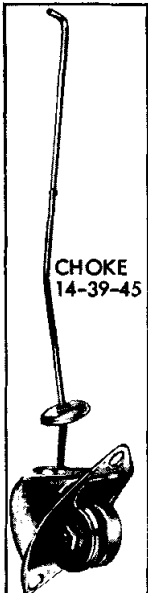

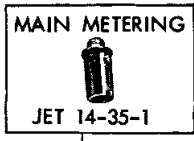
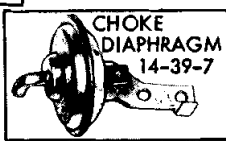
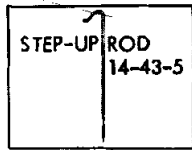
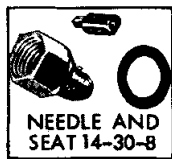




**PARTS INDICATED  
BY NAME ONLY - ORDER  
BY DESCRIPTION**

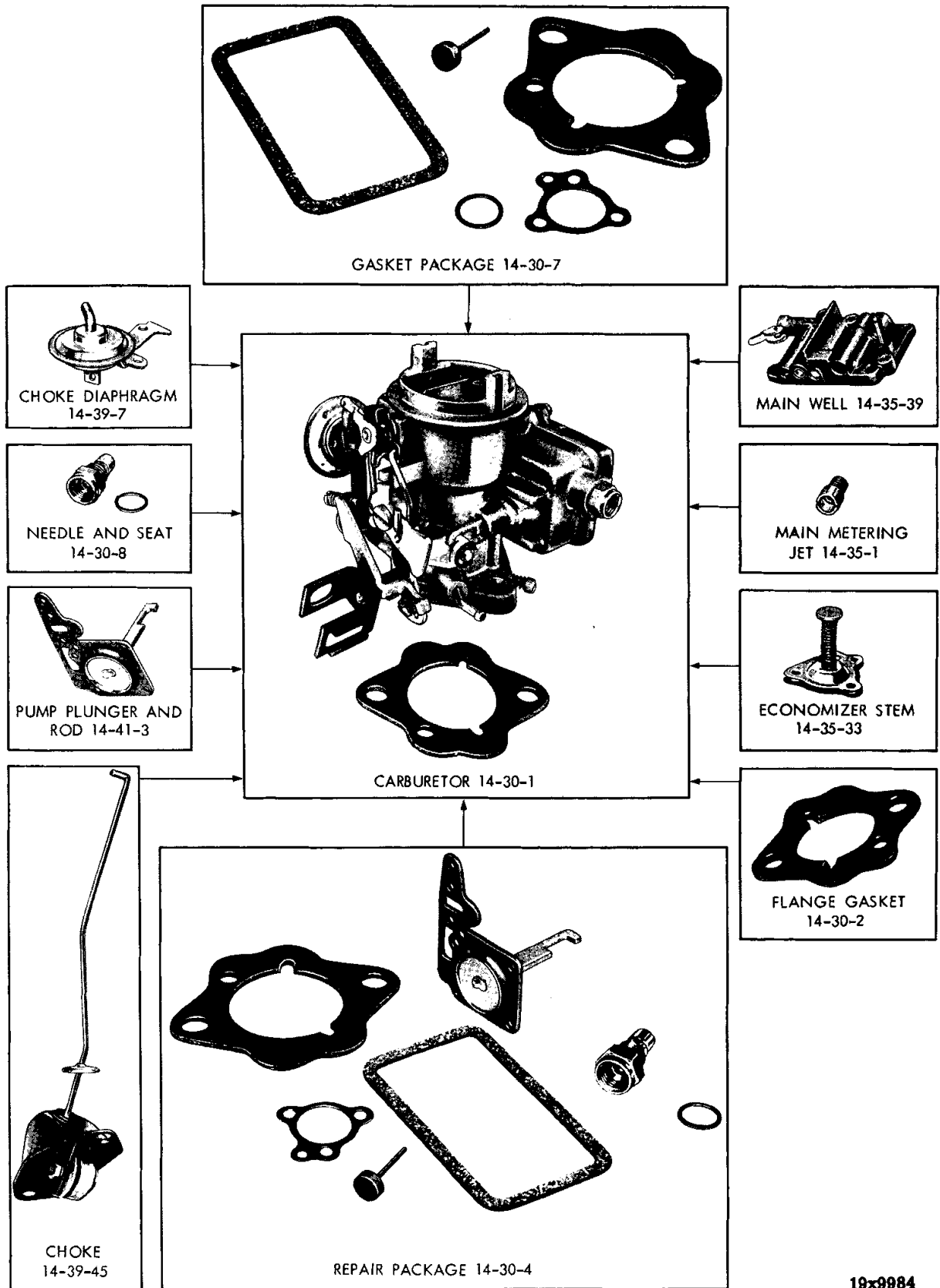
19a0174

FUEL SYSTEM (V8 CYLINDER) - PLYMOUTH, DODGE, CHRYSLER AND IMPERIAL



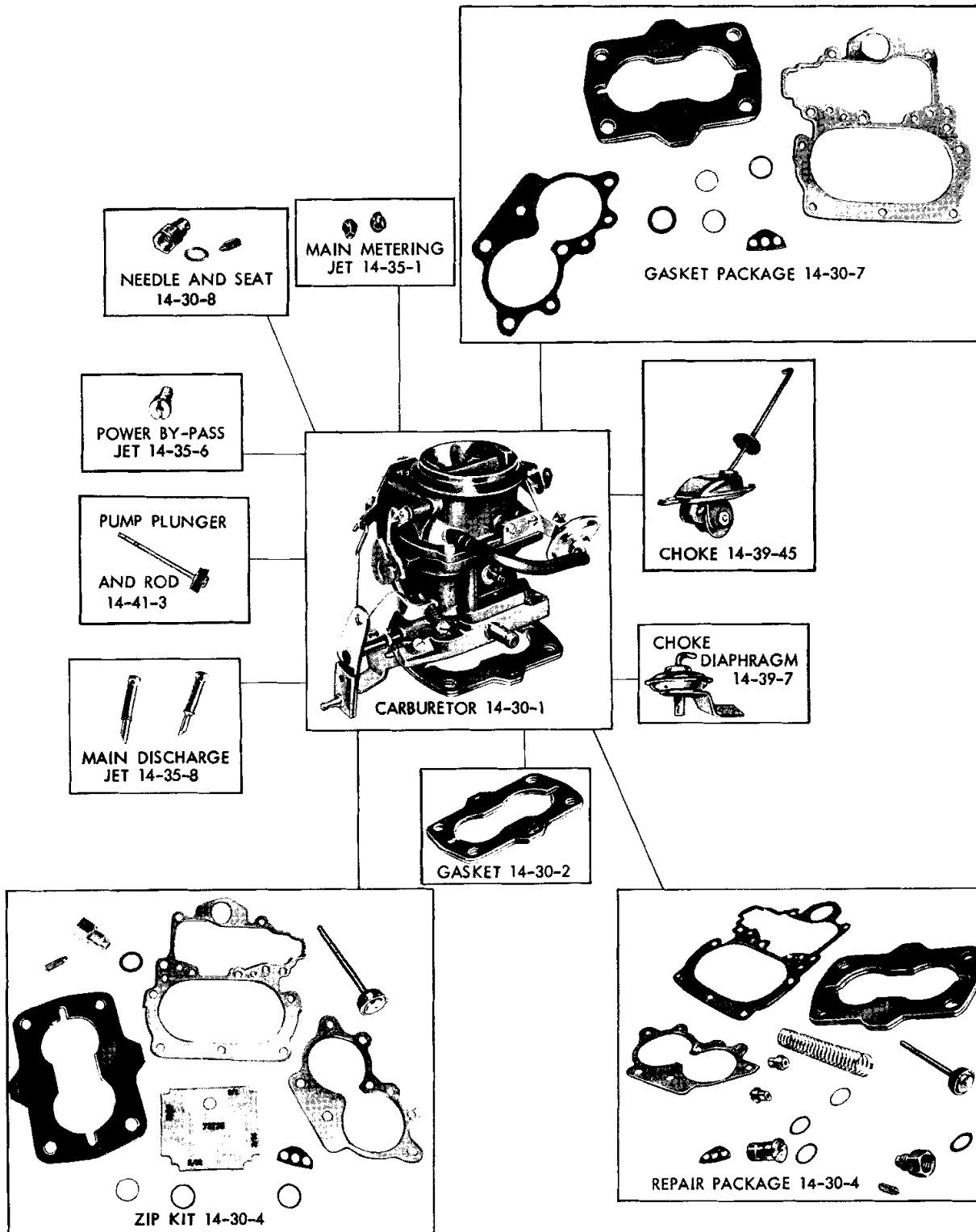
19x9978

1 BARREL CARBURETOR, COMPONENTS AND PACKAGES - CARTER



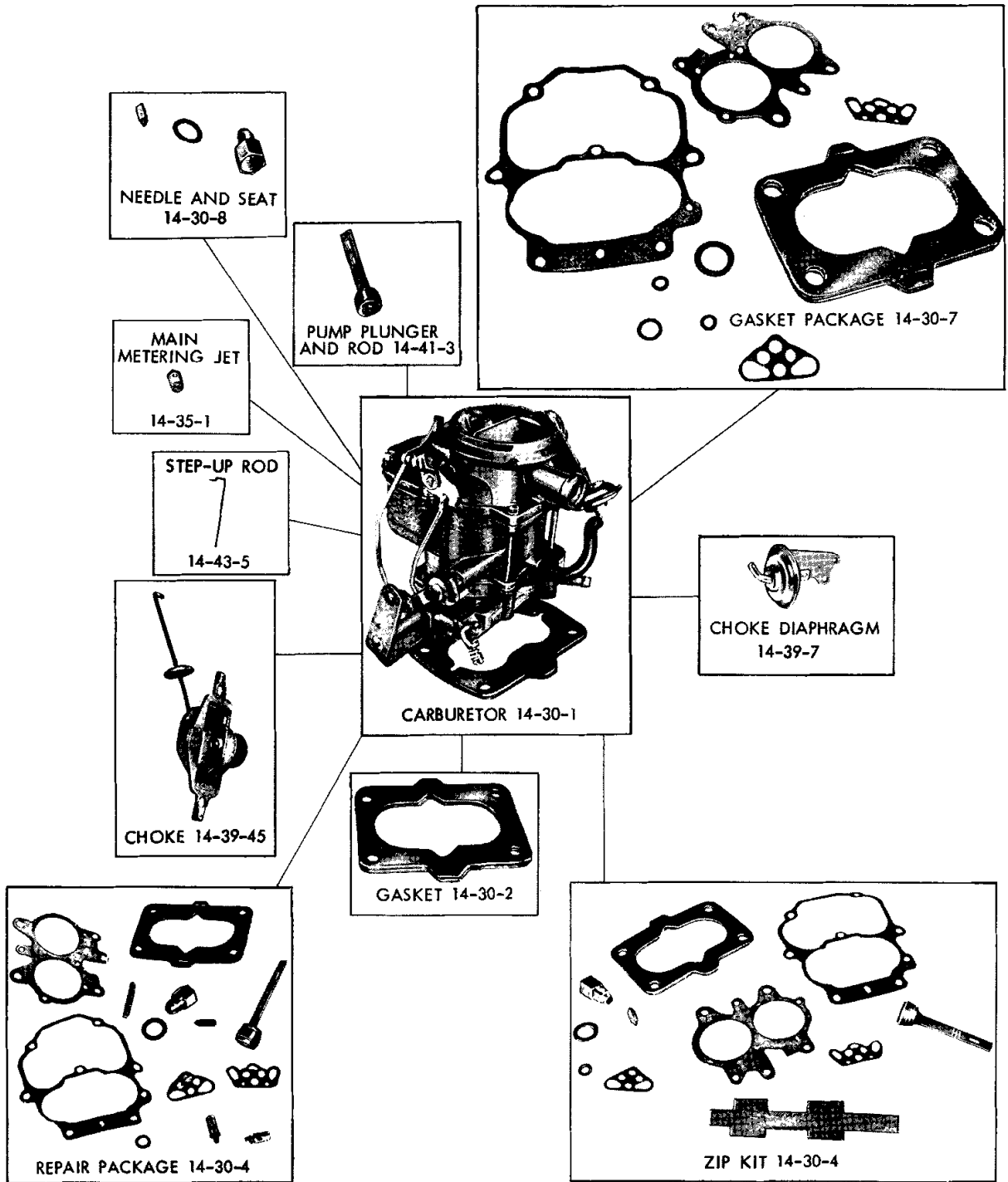
19x9984

1 BARREL CARBURETOR, COMPONENTS AND PACKAGES - HOLLEY



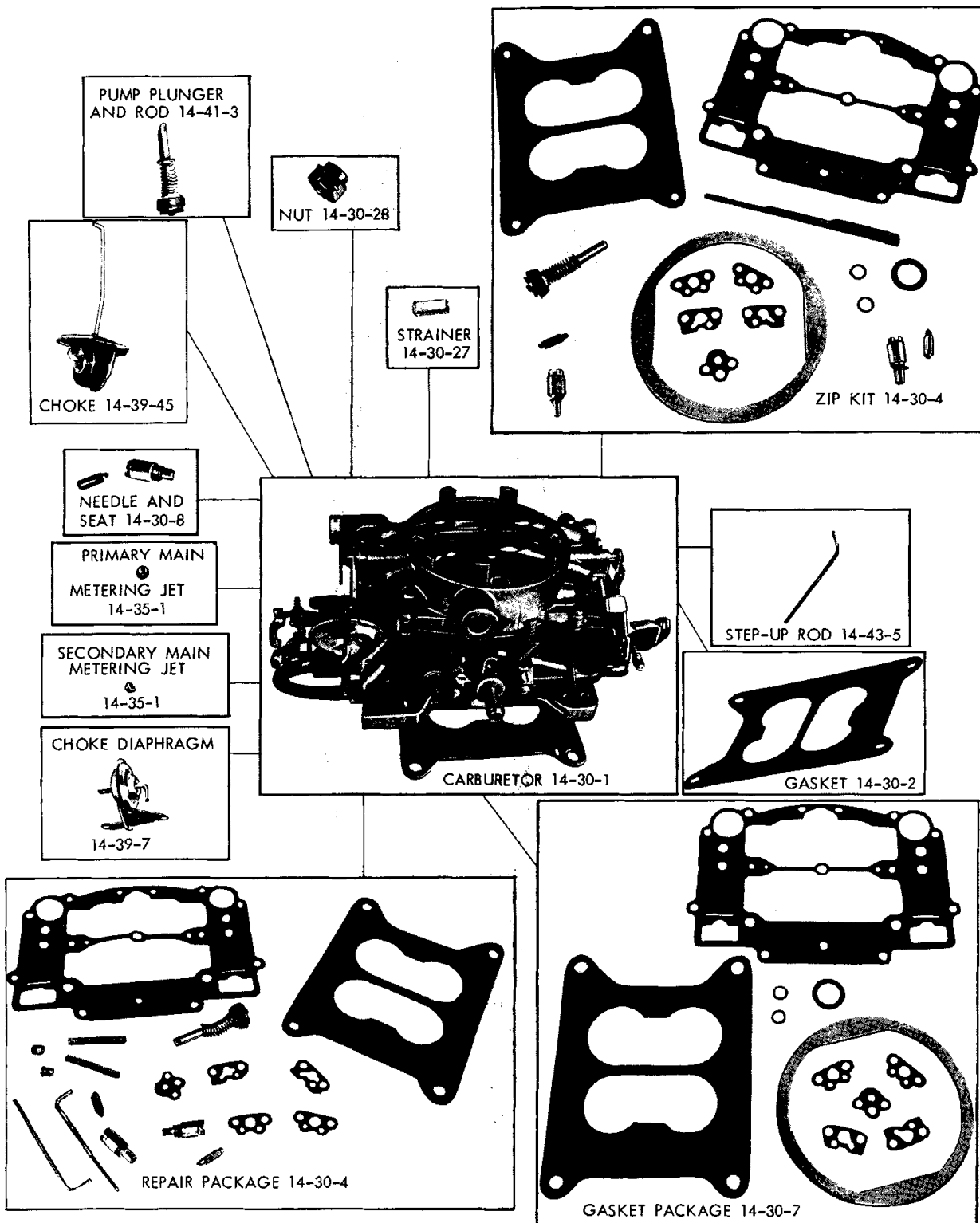
19x9979

2 BARREL CARBURETOR, COMPONENTS AND PACKAGES - BENDIX



19x9980

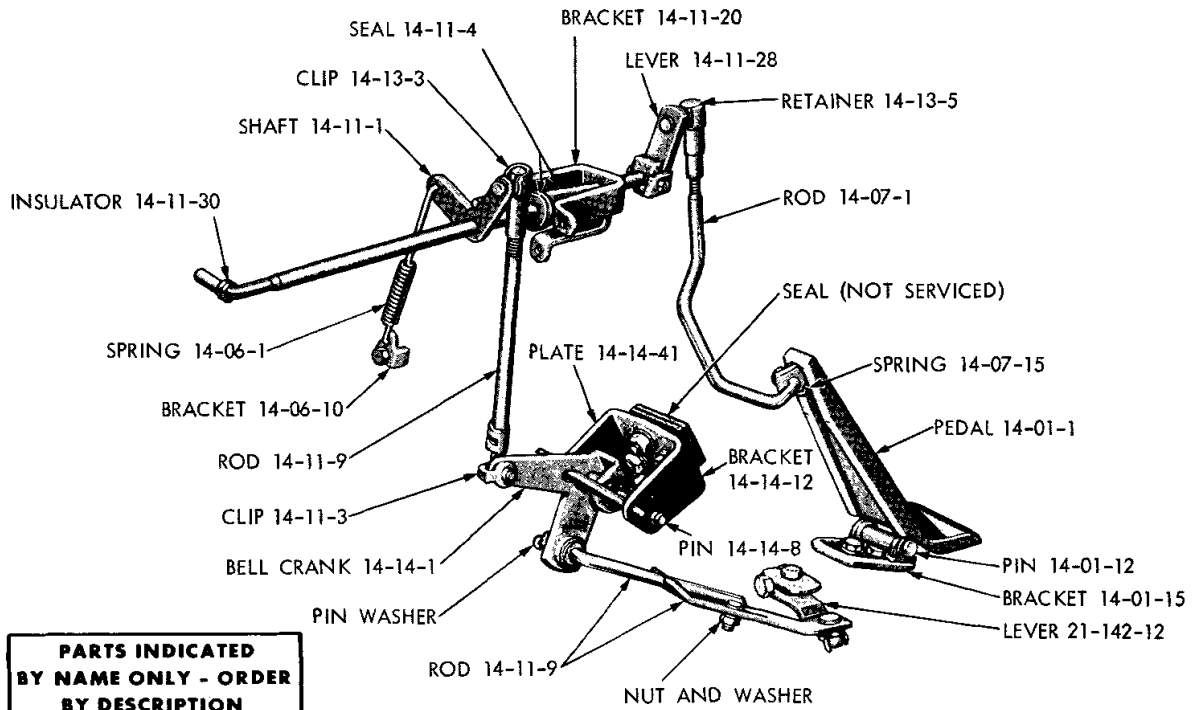
2 BARREL CARBURETOR, COMPONENTS AND PACKAGES - CARTER



19x9981

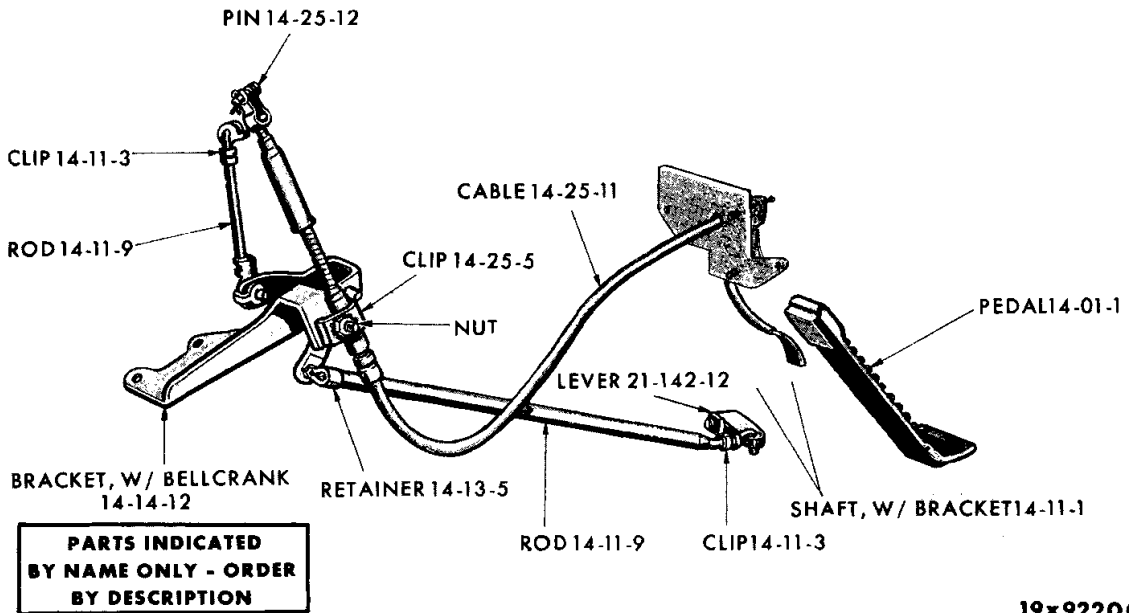
4 BARREL CARBURETOR, COMPONENTS AND PACKAGES - CARTER





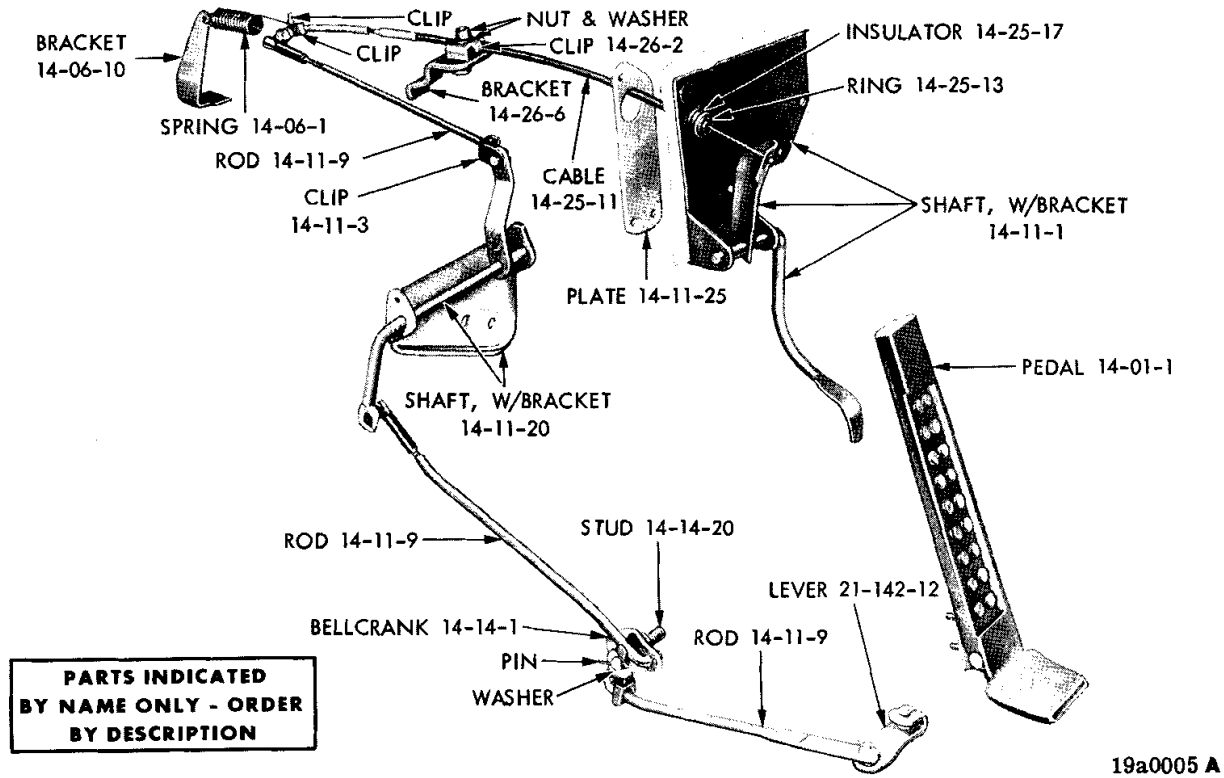
19a0151

THROTTLE LINKAGE (6 CYLINDER) - VALIANT AND DART

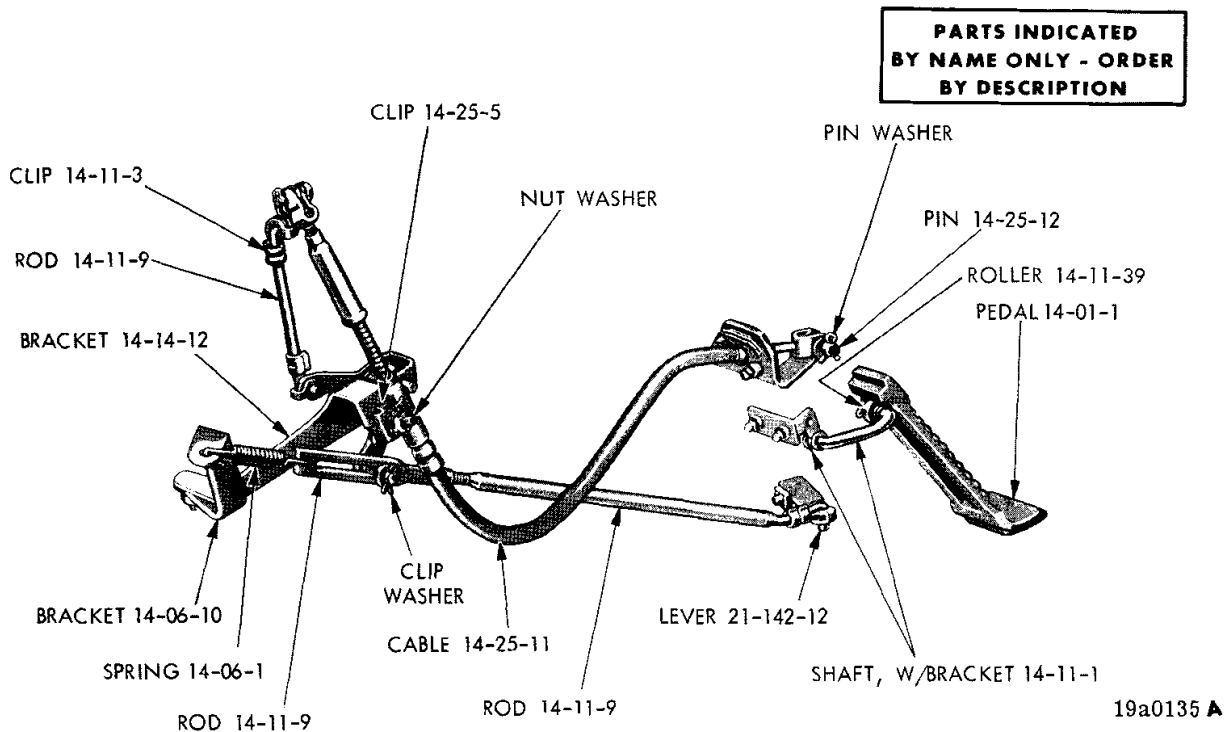


19x9220C

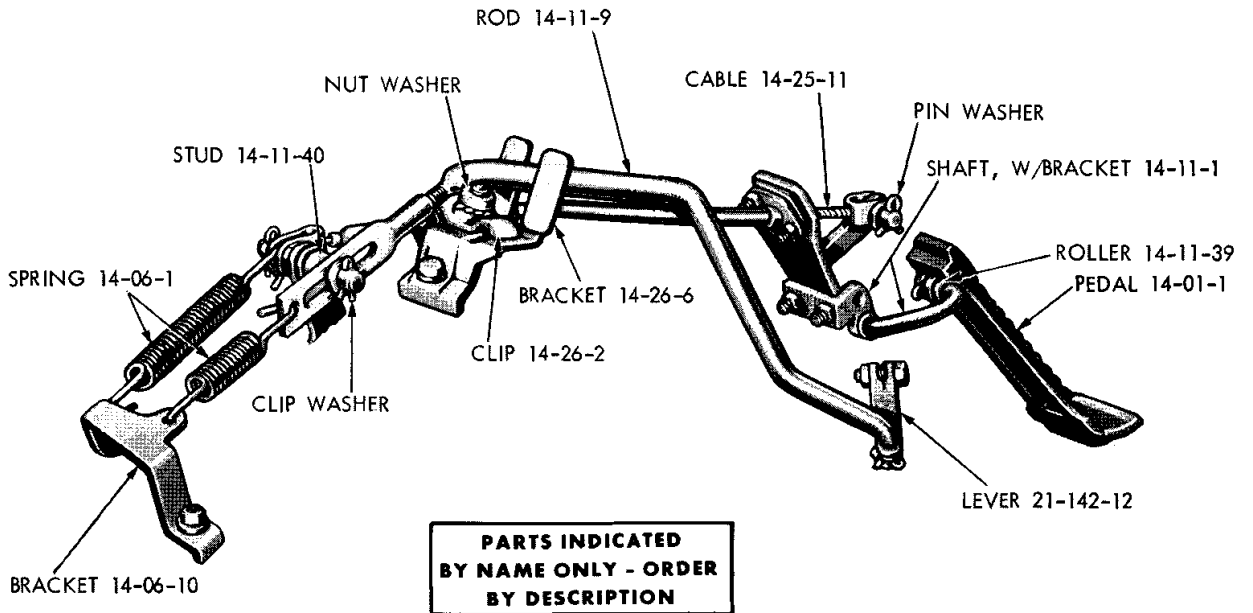
THROTTLE LINKAGE (6 CYLINDER 170 AND 225 ENGINE WITH AIR CONDITIONING) - VALIANT AND DART



THROTTLE LINKAGE (V8 CYLINDER) - VALIANT AND DART (273 CU. IN. ENGINE)

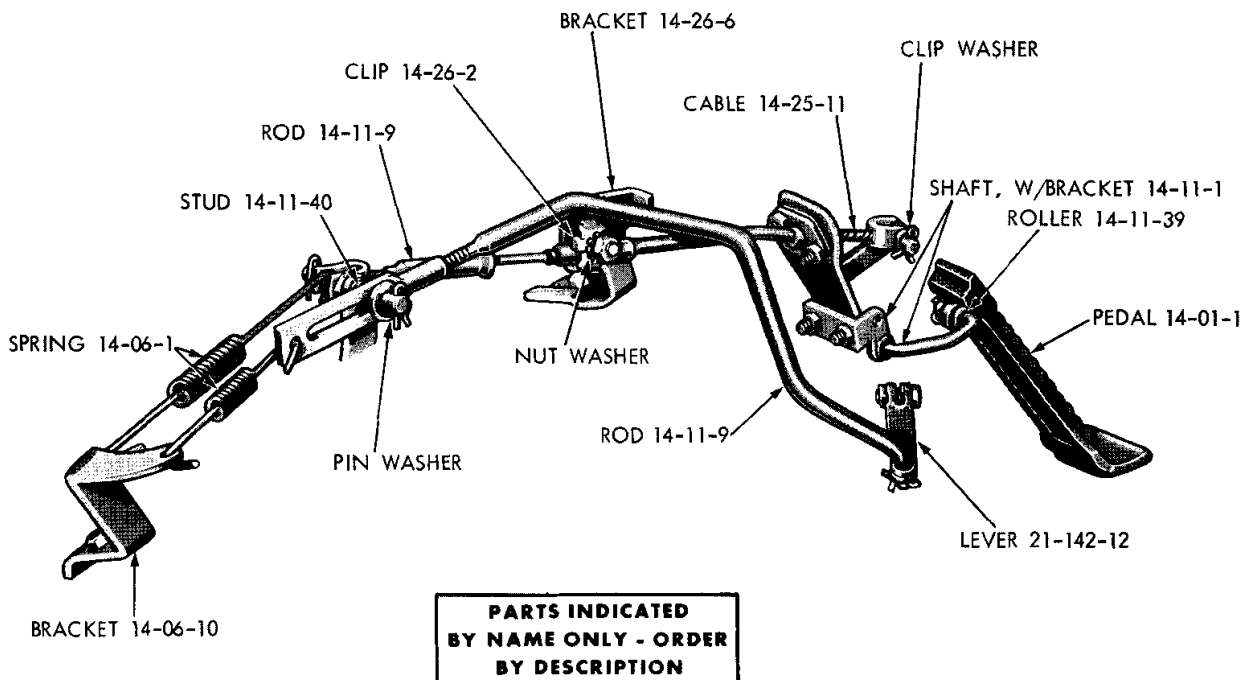


THROTTLE LINKAGE (6 CYLINDER) - BELVEDERE AND CORONET (225 CU. IN. ENGINE)



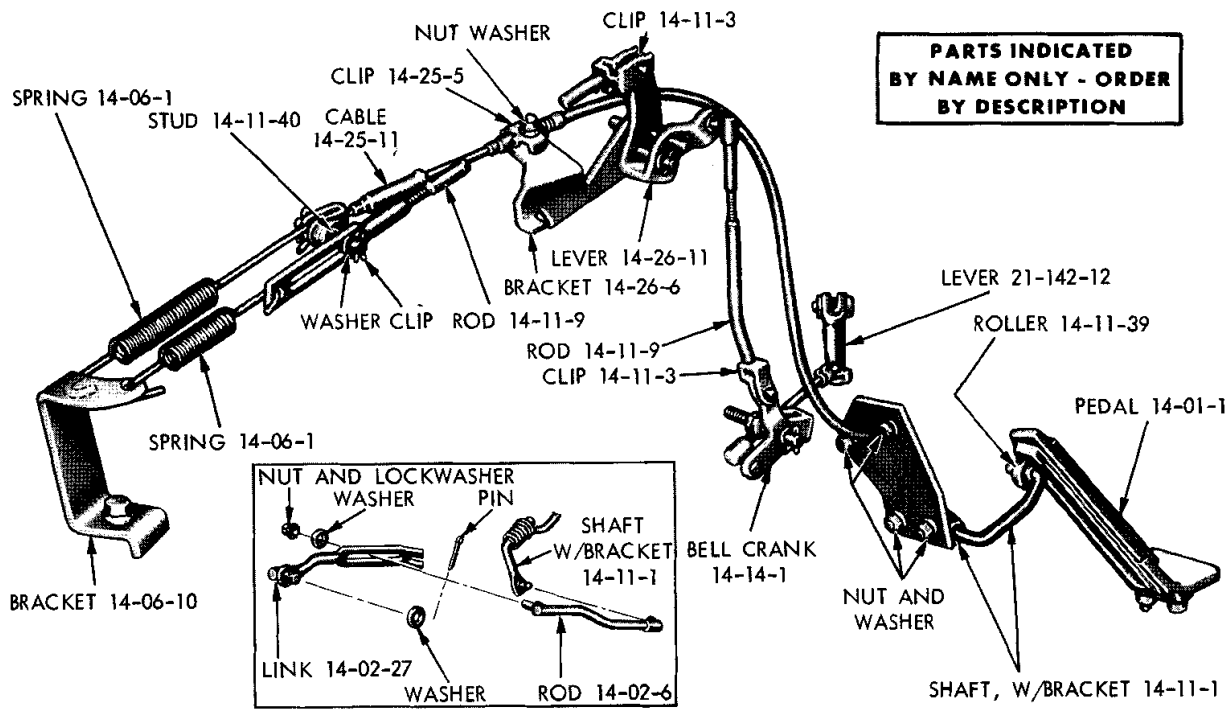
19a0137 A

THROTTLE LINKAGE (V8 CYLINDER) - BELVEDERE AND CORONET (273 CU. IN. ENGINE)



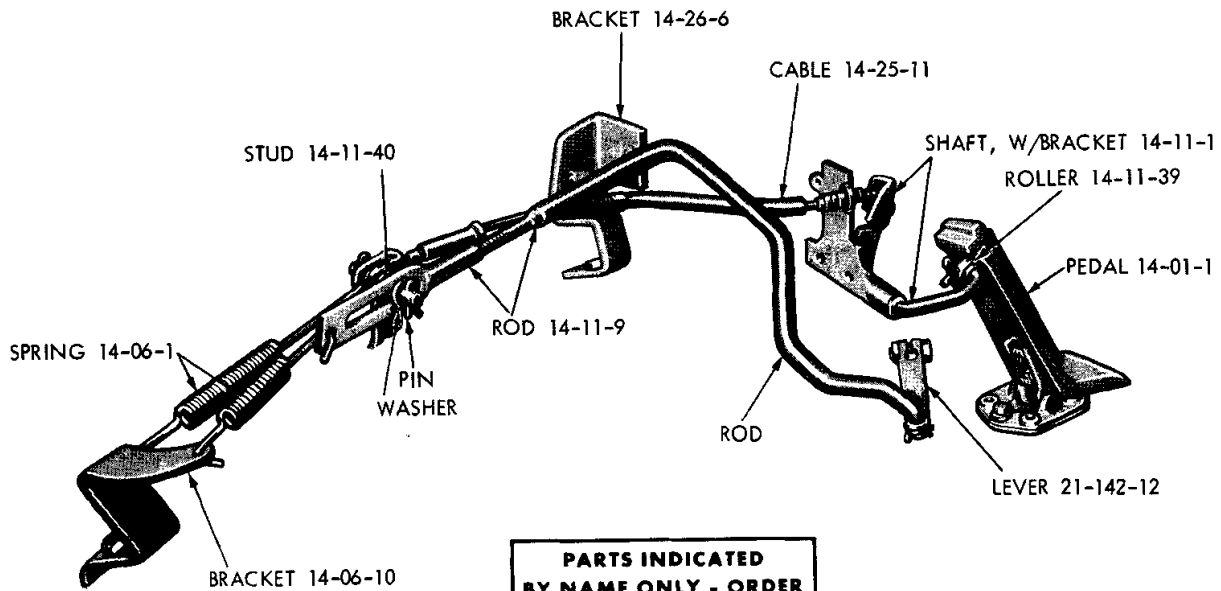
19a0139 A

THROTTLE LINKAGE (V8 CYLINDER) - BELVEDERE AND CORONET (361, 383 AND 426 CU. IN. ENGINE)



19a0136 A

THROTTLE LINKAGE (V8 CYLINDER) - PLYMOUTH AND DODGE



19a0138 A

THROTTLE LINKAGE - IMPERIAL





CODE	PART NAME AND DESCRIPTION	CYL	PER CAR	VALIANT	PLYMOUTH BELVEDERE	PLYMOUTH FURY	IMPERIAL
				DART	DODGE CORONET	DODGE POLARA CHRYSLER	
<b>14-01-O ACCELERATOR PEDAL</b>							
14-01-1	PEDAL . . . . .	6	1	2532 339			
		8	1	2465 491			
			1	----	2268 206		
			1	----		2468 728	
	w/BEZEL, Stainless Steel . . . . .		1	----		2468 727	2463 766
	NUT . . . . .		2	120 367	120 367	120 367	120 367
14-01-12	PIN, Hinge, w/CLIP . . . . .		1	2463 765			
14-01-15	BRACKET, Pedal Hinge . . . . .		1	2465 921			
	SCREW . . . . .		2	6022 777			
14-01-16	LEVER, Pedal						
	w/o Auto. Pilot . . . . .		1	----	----	----	2463 773
	w/Auto. Pilot . . . . .		1	----	----	----	2463 863
14-01-22	SEAL, Pedal Lever, w/o Auto. Pilot . . . . .		1	----	----	----	2463 895
	w/Auto. Pilot . . . . .		1	----	----	----	1947 415
14-01-23	SCREW, Pedal Mounting . . . . .		2	----	2202 583	2202 583	
14-01-25	PLATE, Pedal Floor Pan . . . . .		1	2465 494			
	Pedal Dash Panel . . . . .		1	----	2254 357		
	Pedal Mounting Reinforcement, on Floor Pan.		1	2081 074	2255 583		
	Dash Panel Linkage Mounting . . . . .		1	----	2254 357		
14-01-30	BUSHING, Pedal . . . . .		2	1859 768	2406 334	2406 334	
14-01-31	INSULATOR, Accelerator Pedal Sound . . . . .	6	1	1859 767			
14-01-38	SWIVEL, Pedal Lever . . . . .		1	----		*2536 846	
14-01-39	RING, Pedal Lever Swivel Retaining . . . . .		1	----	*6026 098	*6026 098	
<b>14-02-O AUTOMATIC PILOT</b>							
14-02-1	AUTOMATIC PILOT PACKAGE . . . . .		1	----	----	----	*2587 339
14-02-2	CONTROL, C, D2 . . . . .		1	----	----	2580 462	2580 462
	P . . . . .		1	----	----	2497 210	
14-02-3	BUTTON, Control Reset, D2 . . . . .	8	1	----	----	2580 385	2426 658
	C . . . . .		1	----	----	2580 550	
	P2 . . . . .	8	1	----	----	*2770 361	
14-02-4	KNOB, Control, C . . . . .		1	----	----	2580 552	2426 656
	P . . . . .		1	----	----	2586 604	
	D . . . . .	8	1	----	----	2580 394	
14-02-6	ROD, Accelerator Pedal to Auto. Pilot . . . . .		1	----	----	----	2463 796
	Auto. Pilot Lever to Auto. Pilot . . . . .	8	1	----	----	2532 519	
	w/318 cu.in. Eng. . . . .	8	1	----	----	2536 228	
14-02-8	BEZEL, Control, C . . . . .		1	----	----	2497 187	
	P2 . . . . .	8	1	----	----	2580 562	
	D2, Control Mounting . . . . .	8	1	----	----	*2580 383	
	D2, Control . . . . .	8	1	----	----	*2580 156	
	COLLAR, Control Dial, D . . . . .	8	1	----	----	2580 384	2198 361
14-02-9	RETAINER, Lever to Rod . . . . .	8	1	----	----	2121 571	
14-02-11	HOUSING, w/DIFFUSER, Auto Pilot Control, D2	8	1	----	----	2587 364	
14-02-12	BALL STUD, Carb. Lever to Trans. Rod . . . . .	8	1	----	----	*1858 936	*1858 936

TYPE LETTERS Indicate: V - Valiant R - Belvedere P - Plymouth C - Chrysler  
 L - Dart W - Coronet D - Dodge Y - Imperial

★ Indicates use as required. Numerals in parentheses ( ) refer to notes. Printed in U.S.A.  
 † Indicates parts not listed in any previous parts book. Prices and specifications subject to change without notice.  
 \* Indicates change or addition. Page 14-13 March 1966 Supersedes May 1965.

# 1965 PASSENGER CAR PARTS CATALOG

FUEL

CODE	PART NAME AND DESCRIPTION	CYL	PER CAR	VALIANT	PLYMOUTH BELVEDERE	PLYMOUTH FURY	IMPERIAL
				DART	DODGE CORONET	DODGE POLARA	
					CHRYSLER		
<b>14-02-0 AUTOMATIC PILOT - Cont'd</b>							
14-02-15	MECHANISM, Drive . . . . .		1	-----	-----	2580 142	2580 142
14-02-18	BRACKET, Mechanism Mounting, P2, D2, C . . . . .	8	1	-----	-----	2530 280	
	Drive Mechanism to Hood Hinge . . . . .		1	-----	-----	-----	2201 080
	Drive Mechanism to Dash . . . . .		1	-----	-----	-----	2530 297
	Auto Pilot Control Mounting . . . . .		1	-----	-----	2580 555	
	BRACE, Mechanism Mounting . . . . .		1	-----	-----	2530 298	2409 021
	BRACE, Bracket Mounting P2, D2, C . . . . .	8	1	-----	-----	*2530 277	
14-02-23	WASHER, Reset Button . . . . .	8	1	-----	-----	1972 906	1972 906
14-02-24	GROMMET, Control Cable . . . . .	8	1	-----	-----	2216 552	2216 552
14-02-26	NUT, Brake Switch Mounting, P2, D2, C . . . . .	8	1	-----	-----	1886 313	1886 313
14-02-27	LINK, Accelerator Pedal Lever to Auto. Pilot.	8	1	-----	-----	2268 557	2268 557
14-02-29	LAMP, Control, P2 . . . . .	8	1	-----	-----	2496 350	
	C . . . . .	8	1	-----	-----	2587 459	
14-02-30	DIAL, Control, C . . . . .	8	1	-----	-----	ⓑ2586 981	ⓑ2587 350
	P . . . . .	8	1	-----	-----	*2661 292	
	RING, Retainer, C . . . . .	8	1	-----	-----	*6026 264	
14-02-32	SWITCH, Brake, w/BRACKET . . . . .	8	1	-----	-----	2580 115	2497 796
14-02-34	CABLE, Drive Mechanism . . . . .		1	-----	-----	-----	*2580 854
	Auto. Pilot, Trans. to Drive Mechanism . . . . .	8	1	-----	-----	2580 854	
	Auto. Pilot Control . . . . .	8	1	-----	-----	2497 213	
14-02-38	SOCKET, Auto. Pilot Lamp, C, D2 . . . . .	8	1	-----	-----	2097 003	
14-02-39	CONTACT, Control Lamp . . . . .	8	1	-----	-----	2256 966	2256 966
14-02-63	DIFFUSER, Control Mounting Housing Light, D2	8	1	-----	-----	2427 533	
14-02-67	GEAR, Control Dial Drive, D2 . . . . .	8	1	-----	-----	2580 386	
14-02-69	WIRING, Auto Pilot Instrument Panel . . . . .		1	-----	-----	-----	2497 807
14-02-70	SCREW, Control Dial, P2 . . . . .	8	2	-----	-----	2256 702	
14-02-72	LEVER, Brake Switch, P2, D2, C . . . . .	8	1	-----	-----	2467 774	2461 504
14-02-75	SHAFT, Speedometer Cable Auto Pilot to Speedometer Drive, P2 . . . . .	8	1	-----	-----	1972 352	
14-02-76	COVER, w/DIAL, Auto Pilot Housing, D2 . . . . .	8	1	-----	-----	2587 365	
14-02-77	NUT, Auto Pilot Control Bezel Mounting, C . . . . .	8	1	-----	-----	2580 557	
14-02-78	SHIELD, Control Cable Dust . . . . .	8	1	-----	-----	2426 580	2426 580
14-02-80	SEAL, Auto Pilot Lever . . . . .	8	1	-----	-----	2532 523	
14-02-81	NUT and WASHER, Mechanism Mounting . . . . .	8	1	-----	-----	2076 232	2076 232
<b>4-06-0 ACCELERATOR PEDAL RETURN SPRING</b>							
14-06-1	SPRING, R, W, P, D, 30 Coils, Painted Blue . . . . .	6	1	2402 590	2402 590	2402 590	
	R, W, P, D, 47 Coils, Painted Silver . . . . .	6	1	2536 455	2536 455	2536 455	
	R, W, P, 30 Coils, Painted Orange . . . . .	6	1	-----	2536 462	2536 462	

TYPE LETTERS indicate: V - Valiant R - Belvedere P - Plymouth C - Chrysler  
 L - Dart W - Coronet D - Dodge Y - Imperial

\*Indicates use as required. Numerals in parentheses ( ) refer to notes. Printed in U.S.A.  
 ⓑIndicates parts not listed in any previous parts book. Prices and specifications subject to change without notice.  
 March 1966 Supersedes May 1965. Page 14-14 \* Indicates change or addition.



CODE	PART NAME AND DESCRIPTION	CYL	PER CAR	VALIANT	PLYMOUTH BELVEDERE	PLYMOUTH FURY	IMPERIAL
				DART	DODGE CORONET	DODGE POLARA	
						CHRYSLER	

**14-06-O ACCELERATOR PEDAL RETURN SPRING - Cont'd**

14-06-1	SPRING - Cont'd						
	R, W, P, Auto. Trans. Rod Return, 19 Coils, Painted Black . . . . .	6	1	-----	2536 453	2536 453	
	w/Governor . . . . .	6	1	2264 376			
	18 Coils, Painted Maroon . . . . .	8	1	2465 495			
	30 Coils, Painted Orange . . . . .	8	1	2536 462			
	47 Coils, Painted Brown . . . . .	8	1	-----	2536 454	2536 454	2536 454
	Auto. Trans. Rod Return, 19 Coils, Painted Black . . . . .	8	1	-----	2536 453	2536 453	2536 453
	R, W, P, D, High Performance . . . . .	8	1	-----	2265 027	2265 027	
	R2, W2, w/426 cu.in. Eng., Hemispherical, w/2-4 Barrel Carburetors, Painted Green . . . . .	8	2	-----	2264 376		
14-06-10	BRACKET . . . . .	6	1	2128 776			
	w/Air Conditioning . . . . .	6	1	2264 686			
	w/2 Barrel Carburetor . . . . .	8	1	2465 496			
	w/4 Barrel Carburetor . . . . .	8	1	2465 985			
	w/o Governor . . . . .	6	1	-----	*2658 756	*2658 756	
	w/Governor, 2" long . . . . .	6	1	-----	*2268 188		
	w/Governor, 3-1/8" long . . . . .	6	1	-----	*2658 757		
	w/Governor . . . . .	6	1	-----		*2658 757	
	361 cu.in. and 383 cu.in. Eng., w/2 Barrel Carburetor . . . . .	8	1	-----	2536 834	2536 834	
	383 cu.in. Eng., w/4 Barrel Carburetor . . . . .	8	1	-----	2536 835	2536 835	
	361 cu.in. and 383 cu.in. Eng., 2 Barrel Carburetor, w/Air Conditioning . . . . .	8	1	-----	2532 384	2532 384	
	383 cu.in. Eng., 4 Barrel Carburetor, w/Air Conditioning . . . . .	8	1	-----	2536 836	2536 836	
	413 cu.in. and 426 cu.in. Eng., 4 Barrel Carburetor, w/Air Conditioning . . . . .	8	1	-----		2536 836	
	R, W, w/426 cu.in. Eng., Hemispherical, w/2-4 Barrel Carburetors . . . . .	8	2	-----	2536 216		
	P, D, w/318 cu.in. Eng. . . . .	8	1	-----	2658 307	2658 307	
	P, D, w/383 cu.in. Eng. . . . .	8	1	-----		2532 357	
	P, w/426 cu.in. Eng. . . . .	8	1	-----		2465 408	
	D, w/413 or 426 cu.in. Eng. . . . .	8	1	-----		2465 408	
	w/o Air Conditioning . . . . .		1	-----			2536 835
	w/Air Conditioning . . . . .		1	-----			2536 836

**14-07-O ACCELERATOR PEDAL TO ACCELERATOR SHAFT ROD**

14-07-1	ROD, w/Auto. Trans . . . . .	6	1	E2780 899			
	CLIP. . . . .	6	1	*6023 285			
14-07-8	RETAINER, Accelerator Pedal Lever to Auto. Pilot Rod, 413 cu.in. Eng., w/o Air Conditioning, w/Auto. Pilot . . . . .		1	-----			
	Pedal to Shaft Rod Ball Joint . . . . .	6	1	2121 571			2121 571
14-07-15	SPRING, Accelerator Pedal to Accelerator Shaft Rod . . . . .	6	1	E2806 400			

**14-11-O ACCELERATOR SHAFT**

14-11-1	SHAFT, w/Manual Trans. . . . .	6	1	2203 237			
	w/Auto. Trans. . . . .	6	1	2264 552			
		8	1	2465 498			
	w/Manual or Auto. Trans. . . . .		1	-----	2268 344		

TYPE LETTERS Indicate: V - Valiant R - Belvedere P - Plymouth C - Chrysler  
 L - Dart W - Coronet D - Dodge Y - Imperial

\* Indicates use as required. Numerals in parentheses ( ) refer to notes. Printed in U.S.A.  
 E Indicates parts not listed in any previous parts book. Prices and specifications subject to change without notice.  
 \* Indicates change or addition. March 1966 Supersedes May 1965.

# 1965 PASSENGER CAR PARTS CATALOG

FUEL

CODE	PART NAME AND DESCRIPTION	CYL	PER CAR	VALIANT	PLYMOUTH BELVEDERE	PLYMOUTH FURY	IMPERIAL
				DART	DODGE CORONET	DODGE POLARA CHRYSLER	
<b>14-11-0 ACCELERATOR SHAFT - Cont'd</b>							
14-11-1	SHAFT - Cont'd						
	w/BRACKET, w/Auto Pilot . . . . .	8	1	-----	-----	2532 521	2465 480
	w/BRACKET, Std. . . . .	8	1	-----	-----	2465 401	
	SHAFT, Torque, Partial . . . . .	6	1	2465 477			
14-11-3	CLIP, Accelerator Shaft to Bell Crank Rod . .	6	1	2120 878			
	Bell Crank to Trans. Rod . . . . .	6	1	2120 877			
	Carburetor to Eng. Bell Crank Rod . . . . .	8	1	2463 871			
	Engine Bracket Shaft to Trans. Bell Crank Rod . . . . .	8	1	2463 871	*2463 871		
	Trans. Bell Crank to Trans. Control Lever Rod . . . . .	8	1	2463 871			
	Carburetor to Throttle Control Cable Mounting Bracket Lever Rod . . . . .	8	1	-----	-----	2463 871	
	Torque Shaft to Bell Crank Rod End Spring .	6	1	2120 878			
	Bell Crank to Carburetor Rod End Spring . .	6	1	1652 093	1652 093	1652 093	
	Bell Crank to Auto. Trans. Rod End Spring	1	1	667 774	667 774	667 774	
14-11-4	SEAL, Shaft . . . . .	6	1	2402 339			
14-11-9	ROD, Accelerator Shaft to Bell Crank . . . .	6	1	2402 384			
	Bell Crank to Trans., w/o Slot . . . . .	6	1	2120 814	2532 334		
	Bell Crank to Trans., w/SLOT . . . . .	6	1	2202 428	2468 744		
	Bell Crank to Auto. Trans., w/170 cu.in. Eng., 25 1/2 long . . . . .	6	1	2532 512			
	Eng. Bell Crank to Trans., 21-1/4 in. long .	6	1	2532 584			
	Bell Crank to Auto. Trans., w/225 cu.in. Eng. . . . .	6	1	2532 514	2532 377		
	Bell Crank to Carburetor . . . . .	6	1	2268 356	2268 356	2268 356	
	Bell Crank to Carburetor, w/Governor, 6 3/4 in. long. . . . .	6	1	-----	2268 385	2268 385	
	Bell Crank to Carburetor, w/Governor, 5 7/8 in. long . . . . .	6	1	-----	2536 153	2536 153	
	Bell Crank to Carburetor, Police and Taxi, 6 5/8 in. long . . . . .	6	1	-----	2406 763		
	Bell Crank to Carburetor, Police and Taxi, 5 3/4 in. long . . . . .	6	1	-----	2536 163		
	Carburetor to Bell Crank . . . . .	8	1	2465 607			
	Carburetor to Eng. Bell Crank, 273 cu. in. Eng., w/2 Barrel Carburetor . . . . .	8	1	2532 595			
	Carburetor to Eng. Bell Crank, 273 cu.in. Eng., w/4 Barrel Carburetor . . . . .	8	1	2465 989			
	Trans. Bell Crank to Trans. Throttle Control Lever, w/273 cu.in. Eng. . . . .	8	1	2532 937			
	Engine Bracket Shaft to Trans. Bell Crank .	8	1	2532 939			
	Carburetor Lever to Trans. . . . .	8	1	-----	2532 365		
	Carburetor Lever to Auto. Trans., w/273 cu.in. Eng. . . . .	8	1	-----	2532 349		
	Carburetor Lever to Auto. Trans., w/318 and 361 cu.in. Eng., w/2 Barrel Carburetor	8	1	-----	2532 355		
	Carburetor Lever to Trans., w/4 Barrel Carburetor . . . . .	8	1	-----	2532 391		
	Carburetor to Trans., w/361 and 383 cu.in. Eng. . . . .	8	1	-----	2402 226		
	Cable Mounting Bracket Lever to Trans. Bell Crank . . . . .	8	1	-----	-----	2465 431	
	Cable Mounting Bracket Lever to Trans. Bell Crank, 413 and 426 cu.in. Eng., w/4 Barrel Carburetor . . . . .	8	1	-----	2465 419		

TYPE LETTERS indicate: V - Valiant R - Belvedere P - Plymouth C - Chrysler  
 L - Dart W - Coronet D - Dodge Y - Imperial

\* Indicates use as required. Numerals in parentheses ( ) refer to notes. Printed in U.S.A.  
 † Indicates parts not listed in any previous parts book. Prices and specifications subject to change without notice.  
 March 1966 Supersedes May 1965. \* Indicates change or addition.

CODE	PART NAME AND DESCRIPTION	CYL	PER CAR	VALIANT	PLYMOUTH BELVEDERE	PLYMOUTH FURY	IMPERIAL
				DART	DODGE CORONET	DODGE POLARA CHRYSLER	
<b>14-11-0 ACCELERATOR SHAFT - Cont'd</b>							
14-11-9	ROD- Cont'd						
	Engine Bell Crank to Carburetor, w/426 cu. in. Eng., Hemispherical . . . . .	8	2	-----	2536 222		
	Trans. Bell Crank to Trans. . . . .	8	1	-----	-----	2463 757	
	Carburetor to Cable Mounting Bracket Lever, P,D . . . . .	8	1	-----	-----	2465 445	
	Carburetor to Cable Mounting Bracket Lever, 383 cu. in. Eng., w/2 Barrel Carburetor . .	8	1	-----	-----	2465 437	
	Carburetor to Cable Mounting Bracket Lever, 383 cu. in. Eng., w/4 Barrel Carburetor . .	8	1	-----	-----	2465 429	
	Carburetor to Cable Mounting Bracket Lever, w/413 and 426 cu. in. Eng., w/Air Conditioning . . . . .	8	1	-----	-----	2465 417	
	Carburetor to Cable Mounting Bracket Lever, w/413 and 426 cu. in. Eng., w/o Air Conditioning . . . . .	8	1	-----	-----	2532 541	
	Carburetor to Cable Mounting Bracket Lever, 318 cu. in. Eng., w/Auto. Trans. . . . .	8	1	-----	-----	2465 445	
	Carburetor to Cable Mounting Bracket Lever, w/SLOT P,D . . . . .	8	1	-----	-----	2468 744	
	Carburetor Lever to Trans. . . . .		1	-----	-----	-----	2532 329
	Carburetor Lever to Trans., w/SLOT . . . . .		1	-----	-----	-----	2468 744
14-11-10	STUD, Torque Shaft Ball . . . . .	6	2	1858 936			
	Carburetor Lever Ball . . . . .	8	2	-----	1858 936		
	Auto. Pilot Lever Ball . . . . .	8	1	-----	-----	1858 936	
14-11-18	LINK, Bell Crank to Auto. Trans. Rod Adjusting . . . . .	6	1	2202 428	2468 744		
	LINK, Carburetor Lever to Auto. Trans. Rod Adjusting . . . . .	8	1	-----	2468 744	2468 744	2468 744
	LINK, Carburetor to Cable Mounting Bracket Lever Rod Adjusting . . . . .	8	1	-----	-----	2468 744	
14-11-20	BRACKET, Shaft Support . . . . .	6	1	2402 340			
	Shaft Engine . . . . .	6	1	2465 608			
	Engine . . . . .	8	1	2465 990			
14-11-25	PLATE, Shaft Bracket Tapping . . . . .		1	2465 603			
	Shaft Bracket Stud Retainer . . . . .		1	-----	-----	-----	2492 251
14-11-28	LEVER, Shaft . . . . .	6	1	2264 539			
	Shaft Intermediate . . . . .	6	1	2128 778			
14-11-30	INSULATOR, Shaft Sound . . . . .	6	1	2128 347			
14-11-31	PLUG, Shaft Lever . . . . .		1	2465 483	*2465 483	2465 483	2465 483
14-11-33	BUSHING, Shaft Seal . . . . .	6	1	2120 525			
14-11-34	RING, Shaft Retaining . . . . .	8	1	2532 363			
14-11-39	ROLLER, Shaft . . . . .	8	1	-----	2268 346	2268 346	2268 346
14-11-40	STUD, Carburetor Lever . . . . .	8	1	-----	2468 743	2468 743	2468 743
	CLIP . . . . .		1	-----	6023 285	6023 285	6023 285
14-11-48	SEAL, Shaft Bracket . . . . .		1	2465 623	-----	2465 959	2463 788

TYPE LETTERS Indicate: V - Valiant R - Belvedere P - Plymouth C - Chrysler  
 L - Dart W - Coronet D - Dodge Y - Imperial

\*Indicates use as required. Numerals in parentheses ( ) refer to notes. Printed in U.S.A.  
 ☐Indicates parts not listed in any previous parts book. Prices and specifications subject to change without notice.  
 \* Indicates change or addition. Page 14-17 March 1966 Supersedes May 1965.

# 1965 PASSENGER CAR PARTS CATALOG

FUEL

CODE	PART NAME AND DESCRIPTION	CYL	PER CAR	VALIANT	PLYMOUTH BELVEDERE	PLYMOUTH FURY	IMPERIAL
				DART	DODGE CORONET	DODGE POLARA CHRYSLER	
<b>14-13-O THROTTLE LINKAGE BALL STUD</b>							
14-13-1	BALL STUD, Carburetor Lever, R2, W2, P2, D2 . . . . .	8	1	2268 420	2268 420	2268 420	
	Carburetor Lever, R2, W2, Hemispherical . .	8	2	-----	2536 806		
	Accelerator Pedal Lever . . . . .		1	-----			1858 936
14-13-3	CLIP, Ball Stud Retainer . . . . .		★	2121 571	2121 571	2121 571	2121 571
14-13-5	RETAINER, Ball Stud, Threaded . . . . .		★	2268 367	2268 367	2268 367	2268 367
	w/Auto. Trans, w/318 cu. in. Eng. . . . .		★	-----	-----	*1945 197	
14-13-6	C-NUT, Dash Panel Throttle Linkage Bracket	6	3	327 072			
<b>14-14-O THROTTLE CONTROL BELL CRANK</b>							
14-14-1	BELL CRANK . . . . .	6	1	2203 239			
	V2, L2, at Trans. . . . .	8	1	2532 936			
	R2, W2, w/426 cu.in. Eng., Std. . . . .	8	1	-----	2468 456		
	At Trans. . . . .	8	1	-----		2465 420	
	R2, W2, w/426 cu. in. Eng., Hemispherical. .		1	-----	2536 219		
14-14-8	PIN, Bell Crank . . . . .	6	1	2465 472			
	Bell Crank to Cable . . . . .	8	1	-----	2402 806		
14-14-12	BRACKET, Bell Crank . . . . .	6	1	2465 471	2532 332	2532 332	
	BRACKET, Bell Crank to Auto. Trans. Rod						
	Return Spring, P,D . . . . .	6	1	-----	2532 335	2532 335	
	Eng. Bell Crank Mounting . . . . .	6	1	2532 508			
14-14-13	NUT, Bell Crank Bracket, W1 . . . . .	6	2	2073 205	2073 205	2073 205	
14-14-16	RING, Throttle Control Bell Crank Pin Retaining . . . . .	6	1	1626 749			
14-14-20	STUD, Bell Crank . . . . .	8	1	2465 616	*2658 286	2463 883	
	P . . . . .	6	1	-----	2468 743	2468 743	
14-14-41	PLATE, Bell Crank Tapping . . . . .	6	1	2465 473			
14-14-42	SCREW, Accelerator Pedal Mounting . . . . .	8	2	-----	2202 583	2202 583	
14-14-56	BUSHING, Throttle Control Bell Crank . . . . .	6	1	1859 768			
14-14-57	INSULATOR, Throttle Control Bell Crank Sound . . . . .	6	1	1859 767			
<b>14-24-O FAST IDLE CABLE</b>							
14-24-1	CABLE . . . . .	8	1	-----	917 248	917 248	
14-24-4	COLLAR, Cable . . . . .		2	-----	*2536 847	*2536 847	
14-24-5	PIN, Cable . . . . .		1	-----	2268 679		
14-24-6	BRACKET, Cable, P1 . . . . .	6	1	-----		2532 392	
	C . . . . .	8	1	-----		2532 393	
<b>14-25-O THROTTLE CONTROL CABLE</b>							
14-25-5	CLIP, Cable . . . . .		1	2402 210	2402 210	2402 210	2402 210
14-25-10	SHIELD, Trans. Control Cable . . . . .	8	1	2532 913			
14-25-11	CABLE, V2, L2 . . . . .	8	1	*2658 400			
	w/Air Conditioning . . . . .	6	1	2532 529			
	w/225 cu. in. Eng., P1 . . . . .	6	1	-----		*2532 525	

TYPE LETTERS Indicate: V - Valiant R - Belvedere P - Plymouth C - Chrysler  
 L - Dart W - Coronet D - Dodge Y - Imperial

★Indicates use as required. Numerals in parentheses ( ) refer to notes. Printed in U.S.A.  
 ☐Indicates parts not listed in any previous parts book. Prices and specifications subject to change without notice.  
 March 1966 Supersedes May 1965. \* Indicates change or addition.

CODE	PART NAME AND DESCRIPTION	C Y L	PER CAR	VALIANT	PLYMOUTH BELVEDERE	PLYMOUTH FURY	IMPERIAL
				DART	DODGE CORONET	DODGE POLARA CHRYSLER	
<b>14-25-0 THROTTLE CONTROL CABLE - Cont'd</b>							
14-25-11	CABLE - Cont'd						
	Except Police and Taxi . . . . .	6	1	-----	2465 924	2465 924	
	w/2 Barrel Carburetor . . . . .	8	1	-----	-----	*2532 528	
	w/4 Barrel Carburetor . . . . .	8	1	-----	-----	*2532 528	
	383, 413 and 426 cu. in. Eng. . . . .	8	1	-----	-----	*2532 528	
	R1, W1, Police and Taxi, P1, D1, Taxi . . . . .	6	1	-----	2465 925	2465 925	
	R2, W2 . . . . .	8	1	-----	2465 926		
	w/383 cu. in. Eng. . . . .	8	1	-----	Ⓜ2536 779		
	R2, W2, w/426 cu.in. Eng. . . . .	8	1	-----	2465 924		
	w/413 or 426 cu.in. Eng. . . . .	8	1	-----	-----	2532 528	
14-25-12	PIN, Cable . . . . .	1	1	-----	-----	-----	2465 485
				2264 706	2264 706	2264 706	
14-25-13	RING, Cable Retainer . . . . .	1	1	1884 405	1884 405	1884 405	1884 405
14-25-17	INSULATOR, Cable Sound . . . . .	1	1	2465 486	2465 928	2465 486	2465 486

**14-26-0 THROTTLE CONTROL MOUNTING BRACKET**

14-26-1	LEVER . . . . .	8	1	-----	-----	2465 442	
14-26-2	CLIP, Cable . . . . .	8	1	-----	2264 741		
14-26-3	SCREW, w/WASHER, Mounting Bracket. . . . .	8	1	-----	Ⓜ6022 225		
14-26-6	BRACKET, Cable Mounting . . . . .	8	1	2465 604			
	w/4 Barrel Carburetor . . . . .	8	1	2465 986			
	R2, W2 . . . . .	6	1	-----	2448 746	2448 746	
	w/273 cu.in. Eng., w/2 Barrel Carburetor . . . . .	8	1	-----	2402 257		
	R2, W2, w/426 cu.in. Eng., w/2-4 Barrel Carburetors, Hemispherical Eng. . . . .	8	1	-----	2532 346		
	w/426 cu.in. Eng., w/4 Barrel Carburetor . . . . .	8	1	-----	2536 217		
	P, D . . . . .	8	1	-----	2532 396		
		8	1	-----	-----	2465 439	
		8	1	-----	-----	-----	2463 789
	w/361 cu.in. Eng. . . . .	8	1	-----	2532 386		
	w/383 cu.in. Eng. . . . .	8	1	-----	2532 388		
	P, D, w/225 cu.in. Eng. . . . .	6	1	-----	2536 150	2536 150	
	Partial, P, D, w/413 and 426 cu. in. Eng. . . . .	8	1	-----	-----	2465 410	
	Partial, w/383 cu.in. Eng., 2 Barrel Carburetor . . . . .	8	1	-----	-----	2465 433	
	Partial, w/383 cu.in. Eng., 4 Barrel Carburetor . . . . .	8	1	-----	-----	2465 425	
14-26-11	LEVER, Cable Mounting Bracket, w/318 cu.in. Eng., P, D . . . . .	8	1	-----	-----	2465 442	
	Except 318 cu.in. Eng., P, D . . . . .	8	1	-----	-----	2465 413	

**14-29-0 CARBURETOR AIR CLEANER**

14-29-2	AIR CLEANER, w/o Governor, Oil Bath . . . . .	6	1	2463 662	2463 662	2463 662	
	w/o Governor, Dry Type . . . . .	6	1	*2402 704	*2402 704	*2402 704	
	w/FITTING, use with Air Cleaner to Breather Pipe Hose . . . . .	6	1	2463 931	2463 931	2463 931	
	w/FITTING, w/2 Barrel Carburetor, V, L, R, W, w/273 cu.in. Eng., P, w/318 cu.in. Eng. (also use 1-2465 764 Air Cleaner fitting Cap) . . . . .	8	1	2463 900	2463 900	2463 900	
	Unsilenced, w/2 Barrel Carburetor, w/273 cu.in. Eng., Barracuda . . . . .	8	1	2465 310			
	w/FITTING, use w/Air Cleaner to Breather Pipe Hose, w/273 cu.in., w/2 Barrel Carburetor, Barracuda . . . . .	8	1	2465 546			

TYPE LETTERS indicate:

V - Valiant  
L - Dart

R - Belvedere  
W - Coronet

P - Plymouth  
D - Dodge

C - Chrysler  
Y - Imperial

★ Indicates use as required.

Ⓜ Indicates parts not listed in any previous parts book.

\* Indicates change or addition.

Numerals in parentheses ( ) refer to notes.

Prices and specifications subject to change without notice.

Printed in U.S.A.

March 1966 Supersedes May 1965.

# 1965 PASSENGER CAR PARTS CATALOG

CODE	PART NAME AND DESCRIPTION	C Y L	PER CAR	VALIANT	PLYMOUTH BELVEDERE	PLYMOUTH FURY	IMPERIAL
				DART	DODGE CORONET	DODGE POLARA	

## 14-29-0 CARBURETOR AIR CLEANER - Cont'd

14-29-2	AIR CLEANER - Cont'd w/FITTING, w/2 Barrel Carburetor, w/273 and 318 cu. in. Eng. (Oil Bath) R, W, w/361 cu.in. Eng., P, D, C1, w/383 cu. in. Eng., w/2 Barrel Carburetor Silenced	8	1	*2463 969	*2463 969		
	D, w/383 or 413 cu.in. Eng., C1, C2, w/383 cu.in. Eng., C3, w/413 cu.in. Eng., w/4 Barrel Carburetor, Silenced . . . . .	8	1	-----	2402 672	2402 672	
	R, W, w/361 cu.in. Eng., P, D, C1, w/383 cu. in. Eng., w/2 Barrel Carburetor, Silenced, Calif. Only . . . . .	8	1	-----	-----	2402 672	2402 672
	D, w/383 or 413 cu.in. Eng., C1, C2, w/383 cu. in. Eng., w/4 Barrel Carburetor, Silenced, Calif. Only . . . . .	8	1	-----	2463 951	2463 951	
	P, D, R, W, w/383 cu. in. Eng., w/4 or 2 Barrel Carburetor, Unsilenced, Package. . .	8	1	-----	*2465 156	*2465 156	
14-29-3	GASKET, Oil Chamber Upper, w/Oil Bath Cleaner . . . . .	6	1	2128 879	2128 879	2128 879	
	Lower, w/Oil Bath Cleaner . . . . .	6	1	1821 144	1821 144	1821 144	
	Air Cleaner Adapter, w/Oil Bath Cleaner . . w/273 or 318 cu. in. Eng. . . . .	6	1	2128 661	2128 661	2128 661	
14-29-4	GASKET, Air Cleaner Cover, w/273 or 318 cu.in. Eng. . . . .	8	1	*2128 661	*2128 661		
	Except 273 and 318 cu.in. Eng. . . . .	8	1	2402 129	2402 129	2402 129	
14-29-5	GASKET, Air Cleaner to Carburetor, w/170 and 225 cu. in. Eng. . . . .	8	1	-----	2536 016	2536 016	
	w/426 cu.in. Eng. . . . .	6	1	*1947 797	*1947 797	1947 797	
		8	1	1821 170	1821 170	1821 170	1821 170
		8	2	-----	2465 163		
14-29-6	FILTER . . . . .	6	1	2206 376	2206 376	2206 376	
	w/2 Barrel Carburetor, w/273 or 318 cu.in. Eng. . . . .	8	1	1739 547	1739 547	1739 547	
	w/2 or 4 Barrel Carburetor, w/361, 383, 413, 426 cu.in. Eng. . . . .	8	1	-----	2402 677	2402 677	2402 677
	w/2-4 Barrel Carburetor, w/426 cu.in. Eng., Hemispherical . . . . .	8	1	-----	2468 987		
	w/2 or 4 Barrel Carburetor, w/Unsilenced Air Cleaner except 426 cu.in. Eng. . . . .	8	1	1946 923	1946 923	1946 923	
	w/170 or 225 cu. in. Eng., w/Air Cleaner to Breather Pipe Hose . . . . .	6	1	*2463 983	*2463 983	*2463 983	
	w/273 or 318 cu. in. Eng., w/Air Cleaner to Breather Pipe Hose . . . . .	8	1	*2463 984	*2463 984	*2463 984	
	w/361, 383, 413, cu. in. Eng., w/ Air Cleaner to Breather Pipe Hose . . . . .	8	1	-----	*2463 985	*2463 985	*2463 985
14-29-7	COVER, Air Cleaner, w/273 cu.in. Eng., Chrome, w/o Name Plate . . . . .	8	1	*2532 609			
	w/273 cu.in. Eng., w/4 Barrel Carburetor, use w/Air Cleaner to Breather Pipe Hose, Chrome . . . . .	8	1	*2532 616			
	w/273 cu. in. Eng., use w/o Air Cleaner to Breather Pipe Hose, Barracuda . . . . .	8	1	*2205 924			
	w/426 cu.in. Eng., Hemispherical, w/Fitting for Air Cleaner to Breather Pipe Hose, when used w/o Hose use 1-2465 764 Fitting Cap, Chrome . . . . .	8	1	-----	2536 784		
	w/361, 383, cu.in. Eng., R, W, P, D, C1, w/2 Barrel Carburetor, D, C2, C3, w/413 cu. in. Eng., w/4 Barrel Carburetor, use w/Air Cleaner to Breather Pipe Hose, w/Snorkel . . . . .	8	1		*2463 952	*2463 952	*2463 952

TYPE LETTERS Indicate: V - Valiant R - Belvedere P - Plymouth C - Chrysler  
L - Dart W - Coronet D - Dodge Y - Imperial

\*Indicates use as required. Numerals in parentheses ( ) refer to notes. Printed in U.S.A.  
 ☐ Indicates parts not listed in any previous parts book. Prices and specifications subject to change without notice.  
 March 1966 Supersedes May 1965. \* Indicates change or addition.

CODE	PART NAME AND DESCRIPTION	PER CAR	VALIANT	PLYMOUTH BELVEDERE	PLYMOUTH FURY	IMPERIAL
			DART	DODGE CORONET	DODGE POLARA	
					CHRYSLER	
<b>14-29-0 CARBURETOR AIR CLEANER - Cont'd</b>						
14-29-7	COVER - Cont'd Except 318 cu. in. Eng., w/FITTING for Air Cleaner to Breather Pipe Hose, w/o Snorkel . . . . .	1	*2463 932	*2463 932	*2463 932	
	w/426 cu.in. Eng., w/4 Barrel Carburetor, Chrome, P, D . . . . .	8	1 ----	2463 958	2463 958	
	w/361, 383, cu.in. Eng., D, C1, w/2 Barrel Carburetor, D, C1, C2, w/383 cu.in. Eng., D, C3, w/413 cu.in. Eng., w/4 Barrel Carburetor . . . . .	8	1 ----	2402 673	2402 673	2402 673
14-29-9	RETAINER, Air Cleaner Filter w/426 cu.in. Eng., P, D . . . . .	8	1 ----	2463 959	2463 959	
	Except 426 cu.in. Eng. . . . .	8	1 ----	2402 678	2402 678	2402 678
14-29-10	ADAPTER, Air Cleaner to Carburetor, w/Oil Bath Cleaner . . . . .	6	1 2129 000	2129 000	2129 000	
	R, W, P, w/Oil Bath Cleaner . . . . .	8	1 *2202 836	2202 836	2202 836	
14-29-11	CAP, Air Cleaner Connector . . . . .	1	2465 764	2465 764	2465 764	
14-29-15	CLAMP, w/Dry Cleaner . . . . .	6	1 2264 116	2264 116	2264 116	
	w/Oil Bath Cleaner . . . . .	6	1 2402 707	2402 707	2402 707	
14-29-28	PLATE, Element Support, w/426 cu.in. Eng., Hemispherical . . . . .	8	1 ----	2536 796		
	Except 426 cu.in. Eng. . . . .	8	1 2465 159	2465 159	2465 159	
14-29-33	STUD, Cleaner to Carburetor . . . . .	8	1 1826 286	1826 286	1826 286	1826 286
	WING NUT, Chrome . . . . .	8	1 *219 281			
14-29-40	WRAP, Filter, California Usage . . . . .	6	1 2463 980	2463 980	2463 980	
	V, L, R, W, P, California Usage . . . . .	8	1 2463 981	2463 981	2463 981	
	R, W, P, D, C, Y, Silenced, California Usage	8	1 ----	2463 982	2463 982	2463 982

**14-30-0 CARBURETOR**

The entire line of carburetors for 1965 Chrysler Corporation passenger vehicles is listed on the following chart by vendor number.

Complete replacement assemblies for each vendor identified carburetor are listed in the "Chrysler Carburetor" column.

Components of carburetors which are available for service are charted on the following pages, beginning at Code 14-30-2. For quick reference, both the carburetor assemblies and their component listings are identified with the same "Component Chart Reference Number." (see below and on the following pages).

**14-30-1 CARBURETOR ASSEMBLIES**

Models	Carburetor Type					Comp. Chart Ref. No.	Chrysler Service Carburetor No.
	Eng. (cu. in.)	Trans.	Bbl.	Mfg.	Mfg. No.		
V1, L1, w/Air Conditioning	170	Auto.	1	Holley	R3056A	1	2468 759
V1, L1, w/o Air Conditioning	170	Manual	1	Holley	R3053A	2	2468 756
V1, L1, w/o Air Conditioning	170	Manual	1	Carter	3833S	3	2468 751
V1, L1, w/o Air Conditioning	170	Auto	1	Carter	3834S	4	2468 752
V1, L1, w/o Air Conditioning	170	Auto	1	Holley	R3054A	5	2468 757
V1, L1, w/Air Conditioning	170	Manual	1	Holley	R3055A	6	2468 758
V1, L1, w/Air Conditioning	170	Manual	1	Holley	R3149A	44	2536 212
V1, L1, w/Air Conditioning	170	Manual	1	Carter	3835S	7	2468 765
V1, L1, w/Air Conditioning	170	Manual	1	Carter	3964S	41	2536 207
V1, L1, w/Air Conditioning	170	Auto.	1	Carter	3836S	8	2468 766
V1, L1, w/Air Conditioning	170	Auto.	1	Holley	R3150A	42	2536 213

TYPE LETTERS Indicate:

V - Valiant  
L - Dart

R - Belvedere  
W - Coronet

P - Plymouth  
D - Dodge

C - Chrysler  
Y - Imperial

\*Indicates use as required.

⊕Indicates parts not listed in any previous parts book.

\* Indicates change or addition.

Numerals in parentheses ( ) refer to notes.

Prices and specifications subject to change without notice.

Printed in U.S.A.

**14-30-0 CARBURETOR - Cont'd**

14-30-1 CARBURETOR ASSEMBLIES - Cont'd

Models	Eng. (cu. in.)	Trans.	Bbl.	Carburetor Type		Comp. Chart	Chrysler Service Carburetor No.
				Mfg.	Mfg. No.		
						Ref. No.	
V1, L1, w/o Air Conditioning	225	Manual	1	Holley	R3057A	9	2468 760
V1, L1, w/o Air Conditioning	225	Auto.	1	Holley	R3058A	10	2468 760
V1, L1, w/o Air Conditioning	225	Manual	1	Carter	3837S	11	2468 753
V1, L1, w/o Air Conditioning	225	Auto.	1	Carter	3838S	12	2468 753
V1, L1, R1, W1, P1	225	Manual	1	Carter	3839S	13	2468 767
V1, L1, R1, W1, P1	225	Auto.	1	Carter	3840S	14	2468 767
V1, R1, W1, P1	225	Manual	1	Holley	R3059A	15	2468 762
V1, R1, W1, P1	225	Auto.	1	Holley	R3060A	16	2468 762
R1, W1, P1, Taxi	225	All	1	Carter	3841S	17	2468 769
V2, L2, R2, W2	273	Manual	2	Bendix	3-248	18	2468 774
V2, L2, R2, W2	273	Auto.	2	Bendix	3-249	19	2468 774
V2, L2, R2, W2	273	Manual	2	Carter	3843S	20	2468 779
V2, L2, R2, W2	273	Auto.	2	Carter	3844S	21	2468 779
V2, L2	273	Manual	4	Carter	3853S	22	2532 309
V2, L2	273	Auto.	4	Carter	3854S	23	2532 309
R2, W2, P2, D2	318	Manual	2	Carter	3847S	24	2468 791
R2, W2, P2, D2	318	Auto.	2	Carter	3848S	25	2468 791
R2, W2, P2, D2	318	Manual	2	Bendix	WW3-250	26	2468 796
R2, W2, P2, D2	318	Auto.	2	Bendix	WW3-251	27	2468 796
R2, W2	361	All	2	Carter	3849S	28	*2536 885
R2, W2	361	All	2	Carter	3850S	43	E2532 327
R2, W2	361	Auto.	2	Carter	4127S	48	*2536 885
R2, W2, P2, D2, C	361 or 383	All	2	Bendix	WWC3-254	29	2532 303
R2, W2	361	Auto.	2	Bendix	WWC3-255	30	*2536 898
R2, W2, P2, D2, C1, C2	361 or 383	Auto.	2	Bendix	WWC3-262	46	*2536 898
R2, W2	383 or 426	Manual	4	Carter	3859S	31	2532 316
R2, W2	361	Manual	2	Carter	4125S	47	*2536 885
R2, W2	383 or 426	Auto.	4	Carter	3860S	32	2532 316

TYPE LETTERS Indicate:

V - Valiant  
L - DartR - Belvedere  
W - CoronetP - Plymouth  
D - DodgeC - Chrysler  
Y - Imperial

\*Indicates use as required.

EIndicates parts not listed in any previous parts book.

March 1966 Supersedes May 1965.

Numerals in parentheses ( ) refer to notes.

Prices and specifications subject to change without notice.

Printed in U.S.A.

\* Indicates change or addition.



14-30-0 CARBURETOR - Cont'd

14-30-1 CARBURETOR ASSEMBLIES - Cont'd	Carburetor Type					Comp. Chart	Chrysler Service Carburetor No.
	Models	(cu. in.) Eng.	Trans.	Bbl.	Mfg.		
P2, D2, C1, C2	383	All	2	Carter	3849S	28	*2536 885
P2, D2, C1	383	Manual	2	Carter	4125S	47	*2536 885
R2, W2, Hemispherical	426	All	2/4	Carter	3861SA	33	2532 320
R2, W2, Hemispherical	426	All	2/4	Holley	R3116A	40	2536 135
P2, D2, C2	383	Manual	4	Carter	3855S	34	2532 305
P2, D2, C2	383	Auto.	4	Carter	3856S	35	2532 305
P2, D2, C2	413 or	Manual	4	Carter	3859S	31	2532 316
P2, D2	426						
P2, D2	426	Auto.	4	Carter	3860S	32	2532 316
Y1	413	Auto.	4	Carter	3871S	36	2532 312
V1, L1, w/Air Conditioning	225	Manual	1	Carter	3966S	37	2536 209
V1, L1, w/o Air Conditioning	225	Auto.	1	Holley	R3152A	45	*2536 214
V1, L1, w/Air Conditioning	225	Manual	1	Holley	R3151A	38	2536 214
D2, C3	413	Auto.	4	Carter	3858S	39	2532 302
NUT, Mounting (6 cyl.)	---	----	-	-----	-----	--	* 120 369
(8 cyl.)	---	----	-	-----	-----	--	* 120 368

PART TYPE	COMPONENT CHART REFERENCE NO.	1	2	3	4	5	6	7
-----------	-------------------------------	---	---	---	---	---	---	---

CODE	MFG. NO.	R3056A	R3053A	3833S	3834S	R3054A	R3055A	3835S
14-30-2	GASKET, Flange . . . . .	2205 582	2205 582	2205 582	2205 582	2205 582	2205 582	2205 582
14-30-4	REPAIR PACKAGE . . . . .	2585 462	2585 462	2448 977	2585 425	2585 462	2585 462	2448 977
	REPAIR PACKAGE, Major	-----	E2808 076	-----	-----	E2808 077	-----	-----
	ZIP KIT . . . . .	-----	-----	2495 987	2495 987	-----	-----	2495 987
14-30-7	GASKET PACKAGE . . . . .	2585 463	2585 463	2448 978	2448 981	2585 463	2585 463	2448 978
14-30-8	NEEDLE, w/SEAT, Float .	2299 042	2299 042	2448 975	2448 975	2299 042	2299 042	2448 975
14-35-1	JET, Main Metering . . . .	2299 248	2299 239	2299 251	2299 005	2299 248	2299 239	2299 251
14-35-33	STEM, Economizer . . . . .	2525 784	2525 784	-----	-----	2525 784	2525 784	-----
14-35-39	WELL, Main . . . . .	2525 785	2585 464	-----	-----	2585 465	2525 783	-----
14-39-7	DIAPHRAGM or PISTON, Choke . . . . .	2585 416	2585 415	2585 424	2585 424	2585 416	2585 415	2585 424
14-39-45	CHOKE . . . . .	2532 568	2532 568	2402 526	2402 526	2532 568	2532 568	2402 526
14-41-3	PLUNGER, w/ROD, Pump .	2525 782	2525 782	2196 214	2196 214	2525 782	2525 782	2196 214
14-41-7	LINK, Pump Operating .	-----	E2808 062	-----	-----	E2808 062	-----	-----
14-41-22	LEVER, Pump Operating.	-----	E2808 061	-----	-----	E2808 061	-----	-----
14-41-23	RETAINER, Pump Operating Lever . . . .	-----	E2808 059	-----	-----	E2808 059	-----	-----
14-43-5	ROD, Step-Up . . . . .	-----	-----	2299 108	2299 110	-----	-----	2299 108

TYPE LETTERS indicate: V - Valiant R - Belvedere P - Plymouth C - Chrysler  
 L - Dart W - Coronet D - Dodge Y - Imperial

\*Indicates use as required. Numerals in parentheses ( ) refer to notes. Printed in U.S.A.  
 EIndicates parts not listed in any previous parts book. Prices and specifications subject to change without notice.  
 \* Indicates change or addition. Page 14-23 March 1966 Supersedes May 1965.

14-30-0 CARBURETOR - Cont'd

PART TYPE	COMPONENT CHART REFERENCE NO.	8	9	10	11	12	13	14
CODE	MFG. NO.	3836S	R3057A	R3058A	3837S	3838S	3839S	3840S
14-30-2	GASKET, Flange . . . . .	2205 582	2205 582	2205 582	2205 582	2205 582	2205 582	2205 582
14-30-4	REPAIR PACKAGE . . . . .	2585 425	2585 462	2585 462	2585 426	2585 427	2585 426	2585 427
	REPAIR PACKAGE, Major	-----	E2808 078	E2808 077	-----	-----	-----	-----
	ZIP KIT . . . . .	2495 987	-----	-----	2495 987	2495 987	2495 987	2495 987
14-30-7	GASKET PACKAGE . . . . .	2448 981	2585 463	2585 463	2448 981	2448 981	2448 981	2448 981
14-30-8	NEEDLE, w/SEAT, Float .	2448 975	2299 042	2299 042	2448 975	2448 975	2448 975	2448 975
14-35-1	JET, Main Metering . . .	2299 005	2299 245	2299 248	2299 005	2299 005	2299 005	2299 005
14-35-33	STEM, Economizer . . . .	-----	2525 784	2525 784	-----	-----	-----	-----
14-35-39	WELL, Main . . . . .	-----	2585 466	E2585 465	-----	-----	-----	-----
14-39-7	DIAPHRAGM or PISTON, Choke . . . . .	2585 424	2585 415	2585 416	2585 424	2585 424	2585 424	2585 424
14-39-45	CHOKE . . . . .	2402 526	2532 568	2532 568	2402 526	2402 526	2402 526	2402 526
14-41-3	PLUNGER, w/ROD, Pump .	2196 214	2525 782	2525 782	2196 214	2196 214	2196 214	2196 214
14-41-7	LINK, Pump Operating . .	-----	E2808 062	E2808 062	-----	-----	-----	-----
14-41-22	LEVER, Pump Operating .	-----	E2808 061	E2808 061	-----	-----	-----	-----
14-41-23	RETAINER, Pump Operating Lever . . . .	-----	E2808 059	E2808 059	-----	-----	-----	-----
14-43-5	ROD, Step-Up . . . . .	2299 110	-----	-----	2585 450	2585 450	2448 984	2299 110

PART TYPE	COMPONENT CHART REFERENCE NO.	15	16	17	18	19	20	21
CODE	MFG. NO.	R3059A	R3060A	3841S	3-248	3-249	3843S	3844S
14-30-2	GASKET, Flange . . . . .	2205 582	2205 582	2205 582	2468 818	2468 818	2468 818	2468 818
14-30-4	REPAIR PACKAGE . . . . .	2585 462	2585 462	2448 988	E2585 498	E2585 498	*2808 017	*2808 017
	REPAIR PACKAGE, Major	E2808 078	E2808 077	-----	-----	-----	-----	-----
	ZIP KIT . . . . .	-----	-----	2448 987	*2585 496	*2585 496	2525 771	2525 771
14-30-7	GASKET PACKAGE . . . . .	2585 463	2585 463	2448 986	*2585 495	*2585 495	*2808 023	*2808 023
14-30-8	NEEDLE, w/SEAT, Float .	2299 042	2299 042	2448 975	2240 436	2240 436	2240 410	2240 410
14-35-1	JET, Main Metering . . .	*2299 242	2299 248	1618 157	2585 442	2585 446	2585 406	2585 406
14-35-6	JET, Power By-Pass . . .	-----	-----	-----	2585 456	2585 456	-----	-----
14-35-8	JET, Main Discharge . . .	-----	-----	-----	1631 353	1631 353	-----	-----
14-35-33	STEM, Economizer . . . .	2525 784	2525 784	-----	-----	-----	-----	-----
14-35-39	WELL, Main . . . . .	E2585 466	E2585 465	-----	-----	-----	-----	-----
14-39-7	DIAPHRAGM or PISTON, Choke . . . . .	2585 415	2585 416	2585 424	2448 971	2448 971	2585 418	2585 418
14-39-45	CHOKE . . . . .	2532 568	2532 568	2536 152	2465 526	2465 526	2463 573	2463 573

TYPE LETTERS indicate: V - Valiant R - Belvedere P - Plymouth C - Chrysler  
 L - Dart W - Coronet D - Dodge Y - Imperial

\*Indicates use as required. Numerals in parentheses ( ) refer to notes. Printed in U.S.A.  
 †Indicates parts not listed in any previous parts book. Prices and specifications subject to change without notice.  
 March 1966 Supersedes May 1965. \* Indicates change or addition.

14-30-O CARBURETOR - Cont'd

PART TYPE	COMPONENT CHART REFERENCE NO.	15	16	17	18	19	20	21
CODE	MFG. NO.	R3059A	R3060A	3841S	3-248	3-249	3843S	3844S
14-41-3	PLUNGER, w/ROD, Pump	2525 782	2525 782	2196 214	2585 441	2585 441	2299 217	2299 217
14-41-7	LINK, Pump Operating	E2808 062	E2808 062	-----	-----	-----	-----	-----
14-41-22	LEVER, Pump Operating.	E2808 061	E2808 061	-----	-----	-----	-----	-----
14-41-23	RETAINER, Pump Operating Lever. . . . .	E2808 059	E2808 059	-----	-----	-----	-----	-----
14-43-5	ROD, Step-Up . . . . .	-----	-----	1631 502	-----	-----	2585 417	2585 419
PART TYPE	COMPONENT CHART REFERENCE NO.	22	23	24	25	26	27	28
CODE	MFG. NO.	3853S	3854S	3847S	3848S	WW3-250	WW3-251	3849S
14-30-2	GASKET, Flange . . . . .	2121 954	2121 954	2468 818	2468 818	2468 818	2468 818	2264 193
14-30-4	REPAIR PACKAGE . . . . .	2585 401	2585 405	2585 409	2585 409	2585 448	*2585 494	*2808 019
	ZIP KIT . . . . .	2585 403	2585 403	2525 771	2525 771	*2585 496	*2585 496	*2808 021
14-30-7	GASKET PACKAGE . . . . .	2585 402	2585 402	2525 770	2525 770	2585 444	2585 444	2299 196
14-30-8	NEEDLE, w/SEAT, Float .	2196 207	2196 207	2240 410	2240 410	2240 436	2240 436	2240 410
14-30-27	STRAINER, Fuel Inlet . . .	1826 864	1826 864	-----	-----	-----	-----	-----
14-30-28	NUT, Fuel Inlet Strainer. .	1826 863	1826 863	-----	-----	-----	-----	-----
14-35-1	JET, Main Metering . . . . .	-----	-----	2585 408	2585 408	2299 254	2299 263	2585 410
	Primary . . . . .	2240 464	2240 464	-----	-----	-----	-----	-----
	Secondary . . . . .	1676 717	1676 717	-----	-----	-----	-----	-----
14-35-6	JET, Power By-Pass . . . .	-----	-----	-----	-----	2240 454	2299 262	-----
14-35-8	JET, Main Discharge . . . .	-----	-----	-----	-----	1676 821	2585 700	-----
14-39-7	DIAPHRAGM or PISTON, Choke . . . . .	2585 423	2585 423	2585 418	2585 418	2448 971	2448 971	2585 781
14-39-45	CHOKE . . . . .	2468 738	2468 738	2532 570	2532 570	1852 020	1852 020	2463 159
14-41-3	PLUNGER, w/ROD, Pump .	1826 369	1826 369	2299 217	2299 217	2585 441	2585 441	1826 607
14-43-5	ROD, Step-Up . . . . .	2585 460	2585 460	2585 419	2585 420	-----	-----	2585 457
PART TYPE	COMPONENT CHART REFERENCE NO.	29	30	31	32	33	34	35
CODE	MFG. NO.	WWC3-254	WWC3-255	3859S	3860S	3861S	3855S	3856S
14-30-2	GASKET, Flange . . . . .	2264 193	2264 193	2121 954	2121 954	2465 063	2121 954	2121 954
	Flange Mounting . . . . .	-----	-----	-----	-----	2468 452	-----	-----
14-30-4	REPAIR PACKAGE . . . . .	2585 430	2585 440	2299 186	2299 233	2525 792	2299 233	2299 186
	ZIP KIT . . . . .	2585 454	2585 455	2525 774	2525 774	2495 952	2525 774	2525 774
14-30-7	GASKET PACKAGE . . . . .	2585 453	2585 453	2196 212	2196 212	2495 951	2196 212	2196 212
14-30-8	NEEDLE, w/SEAT, Float .	2240 436	2240 436	2196 207	2196 207	2196 207	2196 207	2196 207

TYPE LETTERS Indicate: V - Valiant R - Belvedere P - Plymouth C - Chrysler  
 L - Dart W - Coronet D - Dodge Y - Imperial

★ Indicates use as required. Numerals in parentheses ( ) refer to notes. Printed in U.S.A.  
 ☐ Indicates parts not listed in any previous parts book. Prices and specifications subject to change without notice.  
 \* Indicates change or addition. March 1966 Supersedes May 1965.

## 14-30-0 CARBURETOR - Cont'd

PART TYPE	COMPONENT CHART REFERENCE NO.	29	30	31	32	33	34	35
CODE	MFG. NO.	WWC3-254	WWC3-255	3859S	3860S	3861S	3855S	3856S
14-30-27	STRAINER, Fuel Inlet . . .	----	----	1826 864	1826 864	----	1826 864	1826 864
14-30-28	NUT, Fuel Inlet Strainer .	----	----	1826 863	1826 863	----	1826 863	1826 863
14-33-1	FLANGE, Carburetor . . . .	----	----	----	----	2468 451	----	----
14-35-1	JET, Main Metering . . . .	2585 428	2585 439	----	----	----	----	2585 410
	Primary . . . . .	----	----	2240 464	2240 464	2448 999	2240 464	2240 464
	Secondary . . . . .	----	----	2084 166	2084 166	1400 857	1676 692	1676 770
	1 Size Lean . . . . .	*2808 000	----	----	----	----	----	----
14-35-6	JET, Power By-Pass . . . .	2585 452	2585 452	----	----	----	----	----
14-39-7	DIAPHRAGM or PISTON, Choke . . . . .	2585 429	2585 429	2585 423	2585 423	----	2585 423	2585 423
14-39-45	CHOKE . . . . .	2532 569	2532 569	*2264 580	----	----	*2264 580	*2264 580
14-41-3	PLUNGER, w/ROD, Pump .	2585 451	2585 451	1826 369	1826 369	2299 114	1826 369	1826 369
14-43-5	ROD, Step-Up . . . . .	2585 400	----	2240 473	2299 230	1826 348	2299 230	2240 473
PART TYPE	COMPONENT CHART REFERENCE NO.	36	37	38	39	40	41	42
CODE	MFG. NO.	3871S	3966S	R3151A	3858S	R3116A	3964S	R3150A
14-30-2	GASKET, Flange . . . . .	2121 954	----	2205 582	2121 954	2465 063	2205 582	2205 582
14-30-4	REPAIR PACKAGE . . . .	2299 186	2585 426	2585 462	2299 186	----	2448 977	2585 462
	ZIP KIT . . . . .	2525 774	2495 987	----	2525 774	----	2495 987	----
	REPAIR PACKAGE, Major.	----	----	E2808 078	----	----	----	E2808 077
14-30-7	GASKET PACKAGE . . . .	2196 212	2448 981	2585 463	2196 212	2585 473	2448 978	2585 463
14-30-8	NEEDLE, w/SEAT, Float .	2196 207	2448 975	2299 042	2196 207	2525 798	2448 975	2299 042
14-30-27	STRAINER, Fuel Inlet . . .	1826 864	----	----	1826 864	2084 717	----	----
14-30-28	NUT, Fuel Inlet Strainer .	1826 863	----	----	1826 863	----	----	----
14-33-1	FLANGE, Carburetor . . .	----	----	----	----	2468 451	----	----
14-34-3	GASKET, Fuel Bowl . . . .	----	----	----	----	E2808 023	----	----
14-34-10	GASKET, Primary Metering Body . . . . .	----	----	----	----	2525 794	----	----
	Secondary Metering Body.	----	----	----	----	2525 796	----	----
	Secondary Metering Body Plate . . . . .	----	----	----	----	2525 797	----	----
14-34-15	GASKET, Power Valve . . .	----	----	----	----	2585 468	----	----
14-34-17	GASKET, Secondary Diaphragm Housing . . . .	----	----	----	----	2585 472	----	----
14-35-1	JET, Main Metering Primary . . . . .	2240 464	2299 005	2299 242	2240 464	2525 799	2299 251	2299 248
	Secondary . . . . .	1676 692	----	----	1676 692	----	----	----

TYPE LETTERS Indicate: V - Valiant R - Belvedere P - Plymouth C - Chrysler  
L - Dart W - Coronet D - Dodge Y - Imperial

★Indicates use as required. Numerals in parentheses ( ) refer to notes. Printed in U.S.A.  
 EIndicates parts not listed in any previous parts book. Prices and specifications subject to change without notice.  
 March 1966 Supersedes May 1965. Page 14-26 \* Indicates change or addition.

**14-30-O CARBURETOR - Cont'd**

PART TYPE	COMPONENT CHART REFERENCE NO.	36	37	38	39	40	41	42
CODE	MFG. NO.	3871S	3966S	R3151A	3858S	R3116A	3964S	R3150A
14-35-6	VALVE, Power . . . . .	-----	-----	-----	-----	2585 467	-----	-----
14-35-9	DIAPHRAGM, Secondary . .	-----	-----	-----	-----	2585 471	-----	-----
14-35-33	STEM, Economizer . . . .	-----	-----	2525 784	-----	-----	-----	2525 784
14-35-39	WELL, Main . . . . .	-----	-----	2585 466	-----	-----	-----	2525 785
14-39-7	DIAPHRAGM or PISTON, Choke . . . . .	2585 423	2585 424	2585 415	2585 423	2585 424	2585 424	2585 416
14-39-45	CHOKE . . . . .	2264 580	-----	-----	2264 580	-----	2402 526	2532 568
14-41-3	PLUNGER, w/ROD or DIAPHRAGM, Pump . . . .	1826 369	2196 214	2525 782	1826 369	2196 234	2196 214	2525 782
14-41-7	LINK, Pump Operating . .	-----	-----	E2808 062	-----	-----	-----	E2808 062
14-41-22	LEVER, Pump Operating . Operating Lever . . . . .	-----	-----	E2808 061 E2808 059	-----	-----	-----	E2808 061 E2808 059
14-43-5	ROD, Step-Up . . . . .	2240 473	2585 450	-----	2240 473	-----	2299 108	-----
PART TYPE	COMPONENT CHART REFERENCE NO.	43	44	45	46	47	48	--
CODE	MFG. NO.	3850A	R3149A	R3152A	WWC3-262	4125S	4127S	-----
14-30-2	GASKET, Flange . . . . .	2264 193	2205 582	*2205 582	*2264 193	*2468 818	*2468 818	-----
14-30-4	REPAIR PACKAGE . . . . . REPAIR PACKAGE, Major. ZIP KIT . . . . .	*2808 019 ----- *2808 021	2585 462 E2808 076 -----	*2585 462 E2808 077 -----	*2808 011 ----- E2808 067	*2808 019 ----- *2808 021	*2808 019 ----- *2808 021	-----
14-30-7	GASKET PACKAGE . . . . .	2299 196	2585 463	*2585 463	E2808 068	*2808 020	*2808 020	-----
14-30-8	NEEDLE, w/SEAT, Float .	2240 410	2299 042	*2299 042	*2240 436	*2240 410	*2240 410	-----
14-35-1	JET, Main Metering . . . .	2585 459	2299 239	*2299 248	*2808 000	*2585 459	*2585 459	-----
14-35-6	JET, Power By-Pass . . . .	-----	-----	-----	*2585 799	-----	-----	-----
14-35-33	STEM, Economizer . . . . .	-----	2525 784	*2525 784	-----	-----	-----	-----
14-35-39	WELL, Main . . . . .	-----	2585 464	*2525 785	-----	-----	-----	-----
14-39-7	DIAPHRAGM or PISTON, Choke . . . . .	2585 781	2585 415	*2585 416	*2585 429	*2585 781	*2585 781	-----
14-39-45	CHOKE . . . . .	2463 159	2532 568	*2532 568	*2532 569	*2463 159	*2463 159	-----
14-41-3	PLUNGER, w/ROD, Pump .	1826 607	2525 782	*2525 782	*2084 730	*1826 607	*1826 607	-----
14-41-7	LINK, Pump Operating . .	-----	E2808 062	E2808 062	-----	-----	-----	-----
14-41-22	LEVER, Pump Operating .	-----	E2808 061	E2808 061	-----	-----	-----	-----
14-41-23	RETAINER, Pump Operating Lever . . . . .	-----	E2808 059	E2808 059	-----	-----	-----	-----
14-43-5	ROD, Step-Up . . . . .	2585 422	-----	-----	-----	*2585 422	*2585 422	-----

TYPE LETTERS Indicate: V - Valiant R - Belvedere P - Plymouth C - Chrysler  
L - Dart W - Coronet D - Dodge Y - Imperial

★Indicates use as required. Numerals in parentheses ( ) refer to notes. Printed in U.S.A.  
☒Indicates parts not listed in any previous parts book. Prices and specifications subject to change without notice.  
\* Indicates change or addition. March 1966 Supersedes May 1965.

# 1965 PASSENGER CAR PARTS CATALOG

FUEL

CODE	PART NAME AND DESCRIPTION	CYL	PER CAR	VALIANT	PLYMOUTH BELVEDERE	PLYMOUTH FURY	IMPERIAL
				DART	DODGE CORONET	DODGE POLARA CHRYSLER	
<b>14-63-O CHOKE CONTROL CABLE</b>							
14-63-1	CABLE, w/426 cu.in. Eng., Hemispherical . . .	8	1	----	2402 883		
14-63-19	GROMMET, Cable, w/426 cu.in. Eng., Hemispherical . . . . .	8	1	----	2216 552		
14-63-24	KNOB, Cable, w/426 cu.in. Eng., Hemispherical	8	1	----	2402 885		
<b>14-65-O AUTOMATIC CHOKE TO CARBURETOR ROD CLIP</b>							
14-65-4	CLIP, Stamped D-L . . . . .	8	1	2465 561	2465 561	2465 561	
	Stamped D-R . . . . .		1	2465 560	2464 560	2465 560	2465 560
<b>14-67-O FUEL FILTER</b>							
14-67-1	FILTER . . . . .		1	2525 254	2525 254	2525 254	2525 254
14-67-2	HOSE, Filter to Carburetor . . . . .		★	1739 230	1739 230	1739 230	1739 230
	CLAMP . . . . .		★	274 461	274 461	274 461	274 461
14-67-26	CLIP, Fuel Pump to Fuel Filter Hose Tube . . .	8	1	2532 773	2532 773		
14-67-29	TUBE, Fuel Pump to Fuel Filter, w/361 cu.in. Eng., C1 . . . . .	8	1	----	2406 573	2406 573	
	Fuel Filter Hose to Carburetor, w/383 cu.in. Eng., C1, C2 . . . . .	8	1	----	----	2406 572	
	Fuel Filter to Carburetor, w/361 and 383 cu.in. Eng., C . . . . .	8	1	----	2406 572	2406 572	
<b>14-68-O GOVERNOR</b>							
Note: To insure against delay in shipment of Governor DO NOT send orders to Chrysler Corporation. Enter orders direct to the following: Handy Division of King-Seeley Corporation, Ann Arbor, Michigan, U.S.A.							
14-68-3	GASKET, Governor, w/225 cu.in. Eng. . . . .	6	1	----	2205 858	2205 858	
14-68-5	TUBE, Governor Vacuum Connection w/225 cu. in. Eng., P.D . . . . .	6	2	----	2206 146	2206 146	
14-68-8	SPACER, Governor to Carburetor, P . . . . .	6	1	----	2406 762	2536 154	
<b>14-72-O FUEL TANK GAUGE</b>							
14-72-1	GAUGE . . . . .		1	2421 493			
	Except Sta. Wgn. . . . .		1	----	2584 948	2584 947	
	Sta. Wgn. . . . .		1	----	2275 588	2584 946	
			1	----	----	----	2584 949
14-72-5	CLIP, Gauge Grounding . . . . .		1	2258 862	2258 862	2258 862	2258 862
14-72-9	SEAL, Gauge . . . . .		1	1948 757	1948 757	1948 757	1948 757
14-72-33	CABLE, w/TERMINAL and INSULATOR, Gauge		★	2257 443	2257 443	2257 443	2257 443
14-72-47	RETAINER, Gauge . . . . .		1	1730 095	1730 095	1730 095	1730 095
<b>14-73-O FUEL PUMP</b>							
14-73-1	PUMP PACKAGE . . . . .	6	1	2495 526	2495 526	2495 526	
	PUMP PACKAGE, w/273 or 318 cu.in. Eng. . .	8	1	2495 527	2495 527	2495 527	
	Except Hemispherical Eng. . . . .	8	1	----	2495 528		
	w/Hemispherical Eng. . . . .	8	1	----	2585 118		
		8	1	----	----	2495 528	2495 528
	SCREW . . . . .		2	6023 548	6023 548	6023 548	6023 548

TYPE LETTERS Indicate: V - Valiant R - Belvedere P - Plymouth C - Chrysler  
 L - Dart W - Coronet D - Dodge Y - Imperial

★Indicates use as required. Numerals in parentheses ( ) refer to notes. Printed in U.S.A.  
 ⓂIndicates parts not listed in any previous parts book. Prices and specifications subject to change without notice.  
 March 1966 Supersedes May 1965. Page 14-28 • Indicates change or addition.

CODE	PART NAME AND DESCRIPTION	C Y L	PER CAR	VALIANT	PLYMOUTH BELVEDERE	PLYMOUTH FURY DODGE POLARA CHRYSLER	IMPERIAL
				DART	DODGE CORONET		
<b>14-74-O FUEL PUMP MOUNTING GASKET</b>							
14-74-1	GASKET . . . . .		1	1400 185	1400 185	1400 185	1400 185
<b>14-77-O FUEL PUMP PUSH ROD</b>							
14-77-17	ROD . . . . .	8	1	-----	1737 745	1737 745	1737 745
	w/426 cu.in. Eng. . . . .	8	1	-----	2463 921		
<b>14-85-O CARBURETOR FUEL LINE TEE</b>							
14-85-31	TEE, w/2-4 Barrel Carburetors, Hemispherical	8	1	-----	2536 766		
<b>14-86-O FUEL TANK</b>							
14-86-1	TANK (also specify 1-2203473 Grommet) . . . .		1	*2643 807			
	Except Sta. Wgn. (also specify 1-2203472 Grommet) . . . . .		1	-----	2409 301		
	Except Sta. Wgn. (also specify 1-2203472 Grommet) P . . . . .		1	-----		2530 713	
	Except Sta. Wgn. (also specify 1-2203472 Grommet) D . . . . .	8	1	-----		2530 714	
	Except Sta. Wgn. (also specify 1-2203472 Grommet) C . . . . .	8	1	-----		2530 715	
	Sta. Wgn. (also specify 1-2203 473 Grommet)		1	-----	2409 311	2461 023	
			1	-----			2208 535
14-86-13	PLUG, Drain . . . . .		1	-----			1739 194
14-86-24	SEAL, Drain Plug . . . . .		1	-----			1739 196
14-86-30	INSULATOR, Fuel Tank to Floor Pan . . . . .		1	-----		2530 723	
14-86-35	CAP, Filler Tube, Chrome . . . . .		1	2074 054			
	Except Sta. Wgn., D . . . . .	8	1	-----	2203 435	2460 723	
	Except Sta. Wgn., P, C . . . . .		1	-----		2208 538	2208 538
	Sta. Wgn., w/BAR, Chrome . . . . .		1	-----	2074 054		
	CAP PACKAGE, Sta. Wgn., P . . . . .		1	-----		2585 386	
	CAP PACKAGE, Sta. Wgn., D, C . . . . .	8	1	-----		2585 387	
14-86-39	BAR, Filler Tube Cap, Sta. Wgn., P . . . . .		1	-----		2467 646	
	Sta. Wgn., D, C . . . . .	8	1	-----		2467 638	
14-86-40	TUBE, Filler, except Sta. Wgn., W . . . . .		1	2409 302	2533 009		
	Except Sta. Wgn., R . . . . .		1	-----	2533 013		
	Inner, except Sta. Wgn., P . . . . .		1	-----		2460 704	
	Outer, except Sta. Wgn., P . . . . .		1	-----		2533 004	
	Except Sta. Wgn., D . . . . .	8	1	-----		2533 021	
	Except Sta. Wgn., C . . . . .	8	1	-----		2533 750	
	Sta. Wgn. . . . .		1	-----			2533 017
			1	2409 305	2208 548	*2643 958	
14-86-42	GASKET, Filler Tube Cam . . . . .		1	2073 931			
	SEAL, Filler Tube to Quarter Panel, Sta. Wgn. . . . .		1	-----		2467 649	
14-86-48	HOSE, Fuel Tank Filler Tube, P . . . . .		1	-----		2530 722	
14-86-49	CLAMP, Fuel Tank Filler Tube Hose, except Sta. Wgn. . . . .		1	-----		870 469	

TYPE LETTERS Indicate: V - Valiant R - Belvedere P - Plymouth C - Chrysler  
 L - Dart W - Coronet D - Dodge Y - Imperial

★Indicates use as required. Numerals in parentheses ( ) refer to notes. Printed in U.S.A.  
 ☐Indicates parts not listed in any previous parts book. Prices and specifications subject to change without notice.  
 \* Indicates change or addition. March 1966 Supersedes May 1965.

# 1965 PASSENGER CAR PARTS CATALOG

FUEL

CODE	PART NAME AND DESCRIPTION	CYL	PER CAR	VALIANT	PLYMOUTH BELVEDERE	PLYMOUTH FURY	IMPERIAL
				DART	DODGE CORONET	DODGE POLARA CHRYSLER	
<b>14-86-O FUEL TANK - Cont'd</b>							
14-86-50	TUBE, Tank Filler Vent Outer, P . . . . .		1	-----	-----	2460 710	
	TUBING, Vent, 25 ft. Roll, 1/4" O.D. . . . .		★	1843 252	1843 252	1843 252	1843 252
14-86-55	GROMMET, Filler Tube, P . . . . .		1	2203 473	-----	2203 473	
	Except Sta. Wgn., D, C . . . . .		1	-----	2203 472	2203 472	2203 472
	Sta. Wgn., R, W, D, C . . . . .		1	-----	2203 473	2203 473	
	Vent Extension Tube . . . . .		2	-----	-----	2216 552	
14-86-57	HOSE, Vent Tube, except Sta. Wgn. . . . .		★	1828 456	-----	1828 456	
	Sta. Wgn. . . . .		★	2074 063	-----	-----	
	Outer Tube, except Sta. Wgn., P . . . . .		1	-----	-----	2405 964	
14-86-85	FILTER, Inside of Tank . . . . .		1	1670 694	1670 694	1670 694	1670 694
	Maximum Performance . . . . .	8	1	-----	2534 111	-----	
<b>14-87-O FUEL TANK STONE DEFLECTOR</b>							
14-87-2	DEFLECTOR, Sta. Wgn. . . . .		1	-----	2217 480	2527 063	
<b>14-88-O FUEL TANK SUPPORT</b>							
14-88-8	BRACKET, Support Strap, R, W, Sta. Wgn. . .		1	-----	2251 722	-----	
14-88-21	STRAP . . . . .		1	2203 430	-----	-----	
	Except Sta. Wgn. . . . .		★	-----	2467 625	2533 000	
	Sta. Wgn. . . . .		1	-----	2074 015	2460 736	
			2	-----	-----	-----	1944 177
14-88-27	STUD, Strap . . . . .		1	1671 610	-----	-----	
	Except Sta. Wgn. . . . .		1	-----	2074 032	-----	
	Sta. Wgn. . . . .		1	-----	1944 171	-----	
	P, D, C . . . . .		★	-----	-----	1944 171	
			2	-----	-----	-----	1671 610
14-88-36	REINFORCEMENT, Rear Floor Pan Fuel						
	Tank Front, except Sta. Wgn. . . . .		1	-----	-----	2481 381	
	Rear, except Sta. Wgn. . . . .		1	-----	-----	2481 381	
<b>14-89-O FUEL LINE TUBE</b>							
14-89-2	TUBING, 25 Ft. Roll, 5/16" O.D. . . . .		★	1843 253	1843 253	1843 253	1843 253
14-89-57	HOSE, Tube . . . . .		★	1739 230	1739 230	1739 230	1739 230
	To Fuel Pump, Maximum Performance . . .		1	-----	2534 117	-----	
14-89-58	STEM, Fuel Pump Hose, w/426 cu.in. Eng. .	8	1	-----	2532 191	-----	
<b>14-90-O FUEL LINE TUBE CLIP</b>							
14-90-1	CLIP . . . . .		★	2123 341	2123 341	2123 341	1119 423
	Floor Pan . . . . .		2	2207 920	-----	-----	
	Center, Maximum Performance . . . . .	8	1	-----	2534 113	-----	

TYPE LETTERS indicate: V - Valiant R - Belvedere P - Plymouth C - Chrysler  
 L - Dart W - Coronet D - Dodge Y - Imperial

★ Indicates use as required. Numerals in parentheses ( ) refer to notes. Printed in U.S.A.  
 ⓑ Indicates parts not listed in any previous parts book. Prices and specifications subject to change without notice.  
 March 1966 Supersedes May 1965. \* Indicates change or addition.