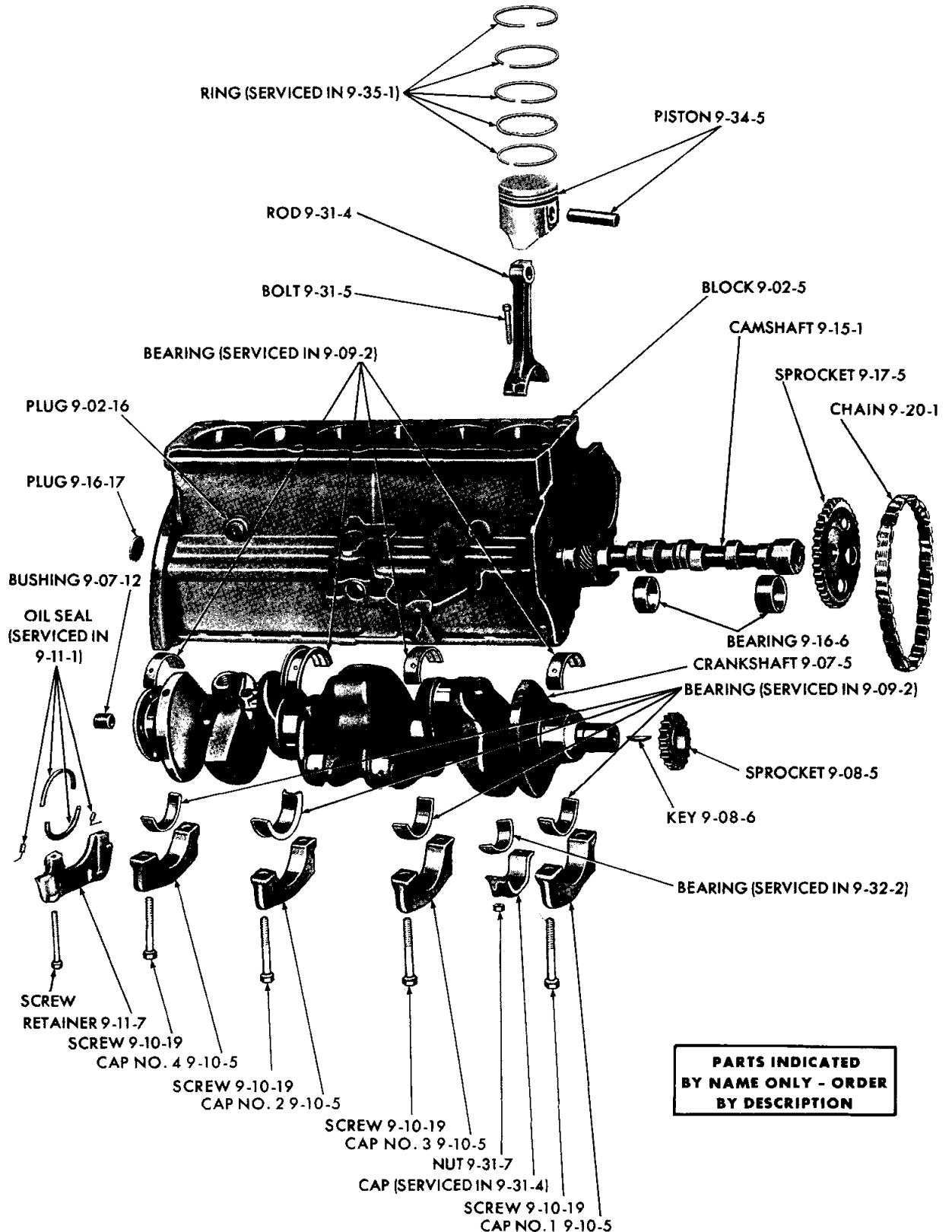


GROUP 9 - ENGINE

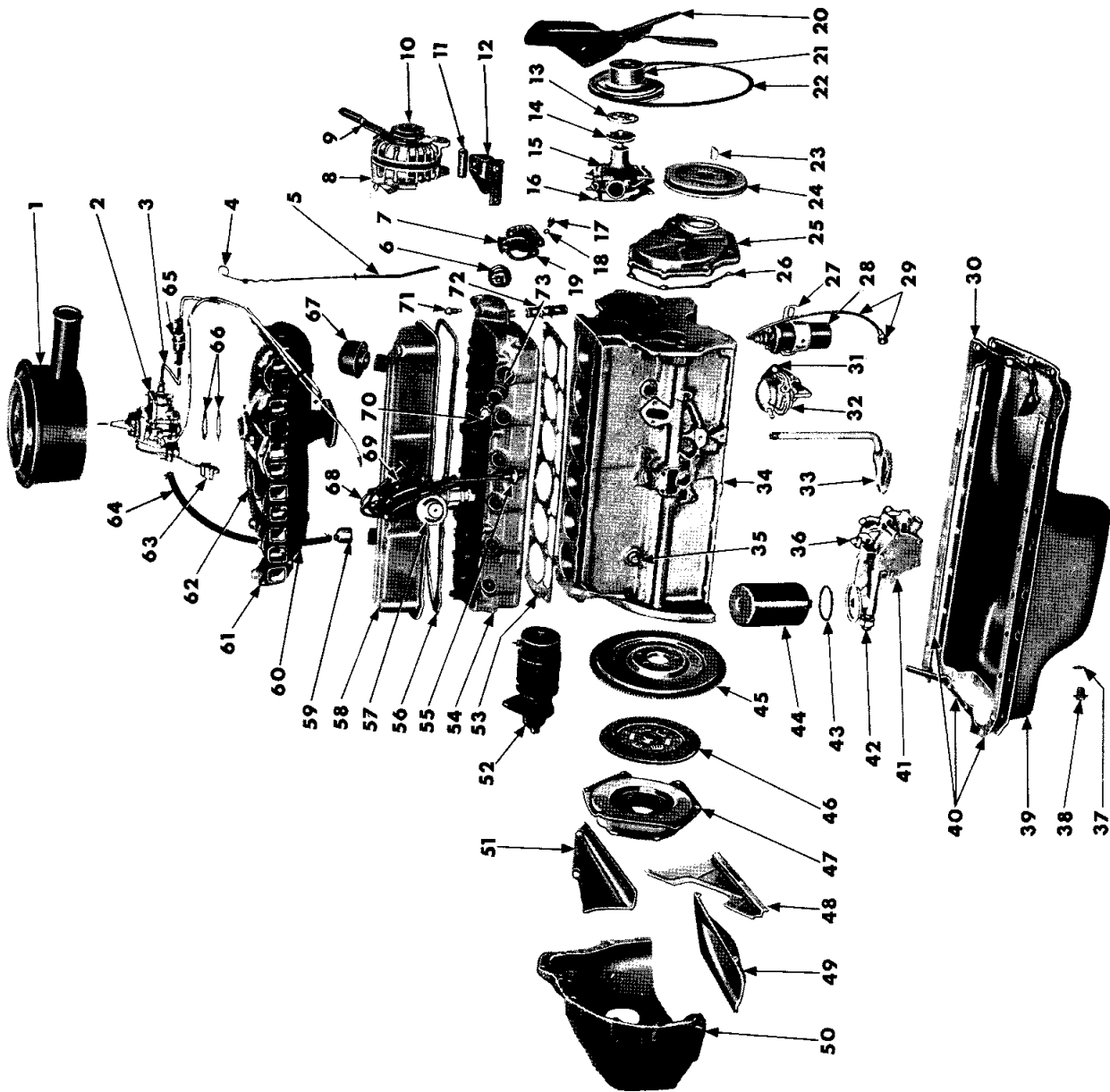


PARTS INDICATED BY NAME ONLY - ORDER BY DESCRIPTION

19x8786B

SHORT ENGINE (6 CYLINDER) - 170 AND 225 CU. IN. DISPLACEMENT

19L8794D

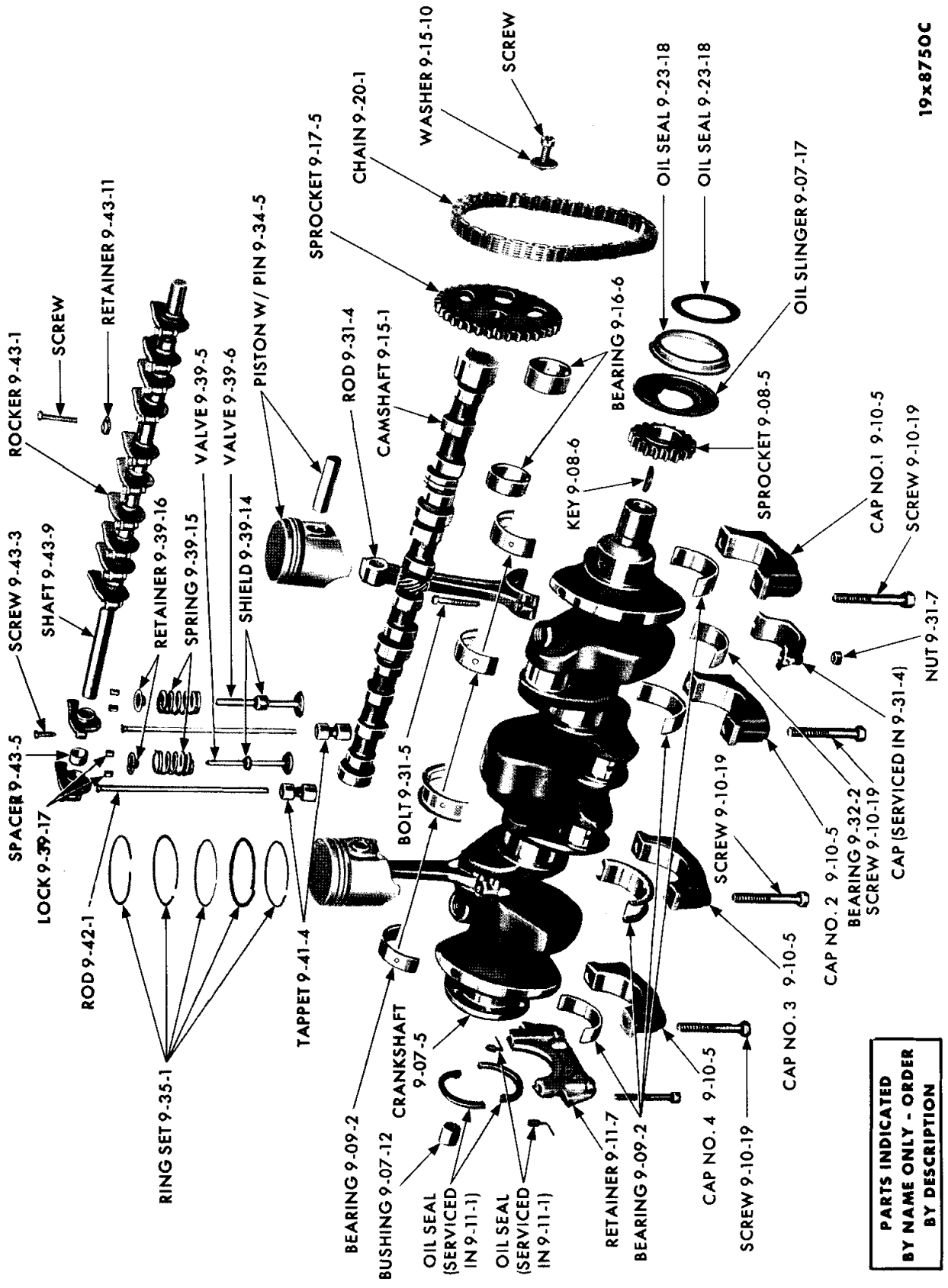


ENGINE EXTERNAL PARTS (6 CYLINDER) - 170 AND 225 CU. IN. DISPLACEMENT

ENGINE EXTERNAL PARTS (6 CYLINDER) - 170 AND 225 CU. IN. DISPLACEMENT

Ref. No.	Name	Part Type Code	Ref. No.	Name	Part Type Code
1	Air Cleaner	14-29-2	37	Gasket	10-24-38
2	Carburetor	14-30-1	38	Plug	10-24-37
3	Tube	14-89-2	39	Pan	10-24-4
4	Indicator	10-03-4	40	Gasket (Serviced in 10-24-1)	
5	Tube	10-03-7	41	Pump	10-07-6
6	Thermostat	7-41-4	42	Cap	10-22-40
7	Elbow	9-05-5	43	Gasket (Serviced in 10-26-6)	
8	Alternator	8-28-3	44	Filter	10-26-6
9	Strap	8-28-15	45	Flywheel	9-45-1
10	Pulley	8-28-297	46	Disc	6-13-1
11	Spacer	Not Serviced	47	Cover, w/Plate	6-14-1
12	Bracket	8-28-36	48	Seal	6-10-10
13	Spacer	7-02-16	49	Pan	6-10-2
14	Hub	7-05-1	50	Housing	6-09-1
15	Pump Package	7-42-1	51	Strut	6-09-11
16	Gasket	7-44-4	52	Starter	8-52-4
17	Screw		53	Gasket	9-03-5
18	Washer		54	Head	9-03-4
19	Gasket	9-05-6	55	Cover	8-36-117
20	Fan	7-02-1	56	Gasket	9-03-29
21	Pulley	7-06-14	57	Distributor	8-27-1
22	Belt	7-03-1	58	Cover	9-03-28
23	Key	9-08-5	59	Cap	10-02-66
24	Damper	9-13-5	60	Manifold	9-48-6
25	Cover	9-23-5	61	Gasket (Serviced in 9-50-1)	
26	Gasket	9-23-17	62	Manifold	9-48-7
27	Bracket	8-35-41	63	Choke	14-39-45
28	Coil	8-35-4	64	Hose	10-02-53
29	Cable	8-36-49	65	Fuel Filter	14-67-1
30	Gasket	10-24-1	66	Gasket	14-30-2
31	Gasket	14-74-1	67	Air Cleaner	10-01-21
32	Pump Package	14-73-1	68	Cable Set	8-36-1
33	Strainer, w/Pipe	10-23-7	69	Cap	8-27-71
34	Block	9-02-5	70	Spark Plug	8-36-114
35	Plug		71	Sending Unit	8-37-155
36	Gasket	10-07-11	72	Hose, Water Pump By-Pass	7-14-9
			73	Tube	8-36-136

PARTS INDICATED BY NAME ONLY - ORDER BY DESCRIPTION

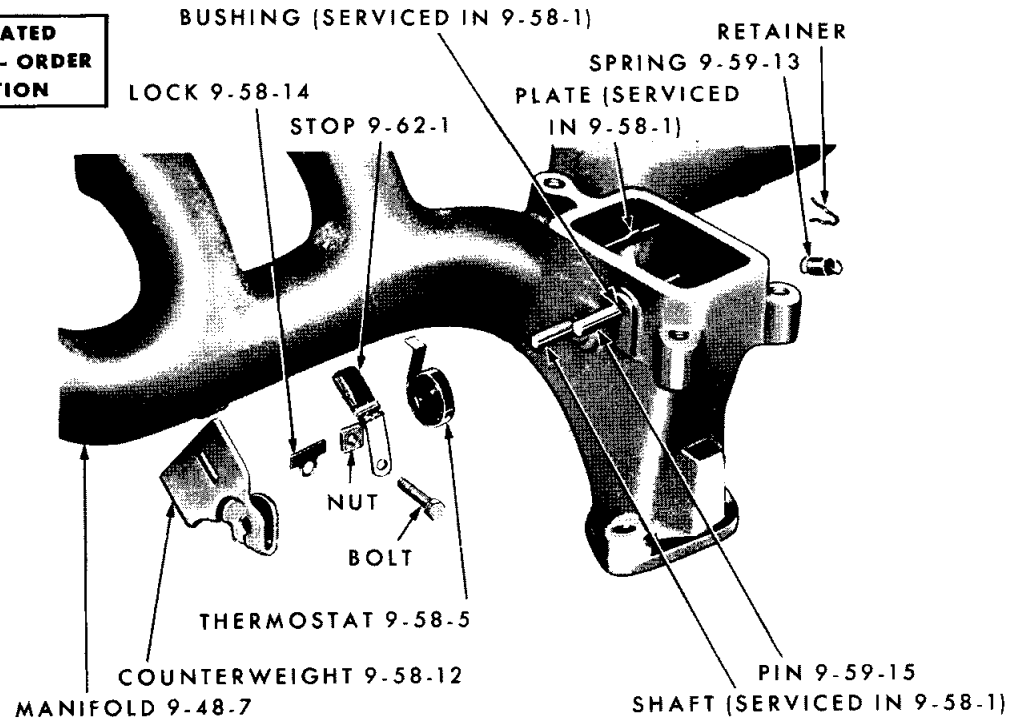


19x8750C

PARTS INDICATED BY NAME ONLY - ORDER BY DESCRIPTION

ENGINE INTERNAL PARTS (6 CYLINDER) - 170 AND 225 CU. IN. DISPLACEMENT

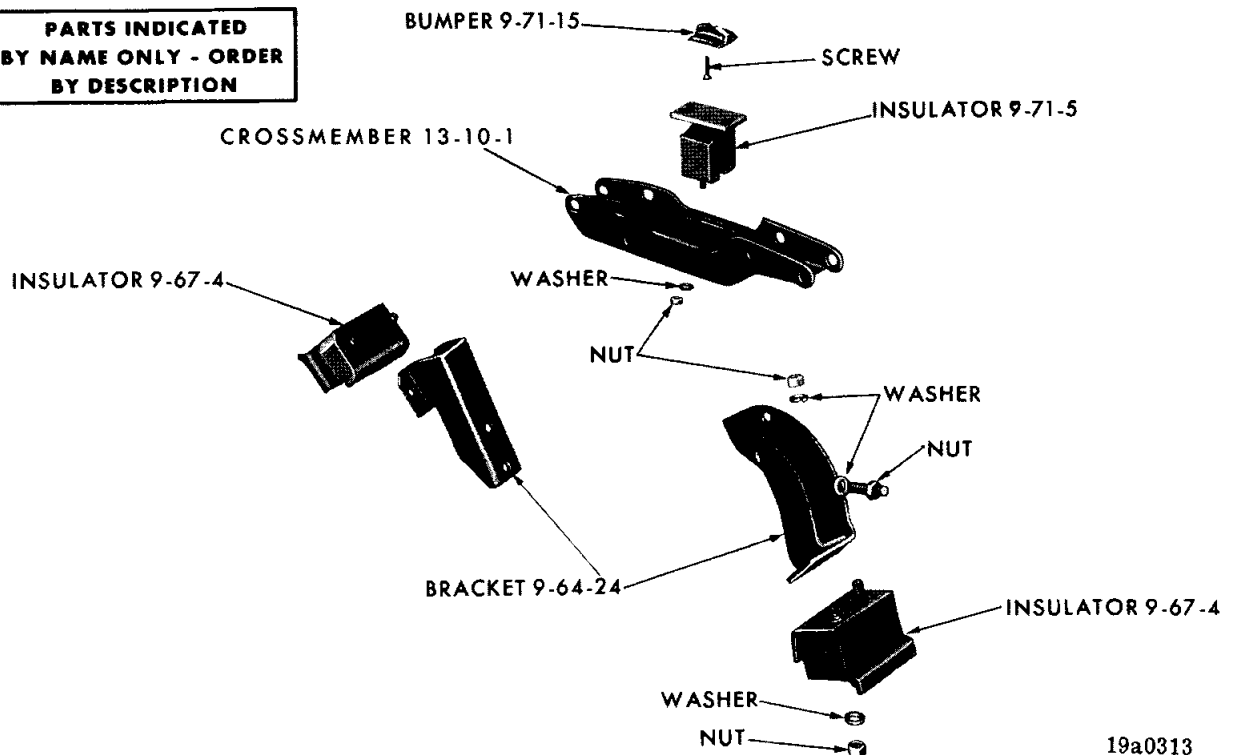
**PARTS INDICATED
BY NAME ONLY - ORDER
BY DESCRIPTION**



19a0315

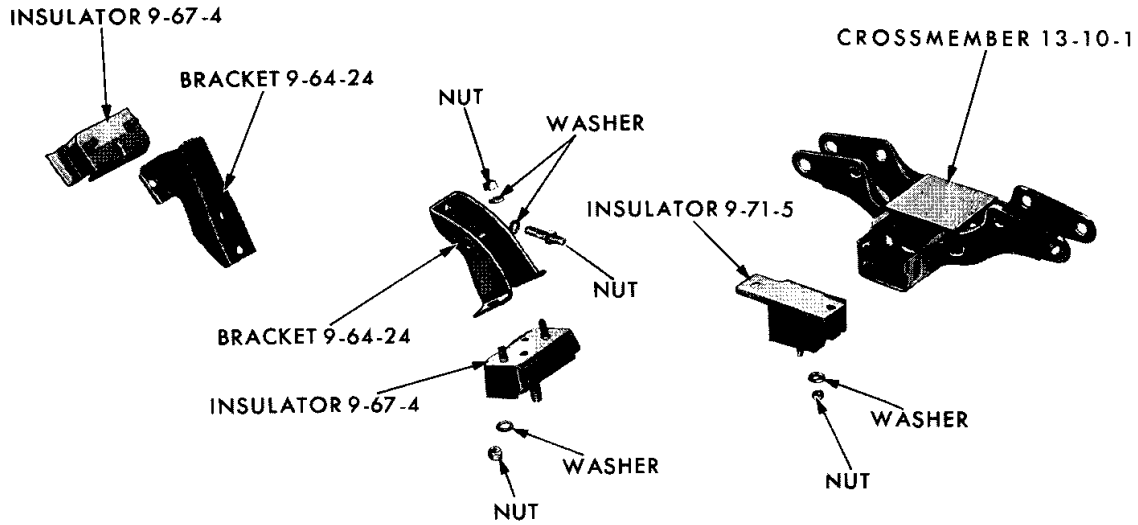
ENGINE MANIFOLD HEAT CONTROLS - 6 CYLINDER

**PARTS INDICATED
BY NAME ONLY - ORDER
BY DESCRIPTION**



19a0313

ENGINE MOUNTINGS (6 CYLINDER) - VALIANT AND DART



**PARTS INDICATED
BY NAME ONLY - ORDER
BY DESCRIPTION**

19x9336B

ENGINE MOUNTINGS (6 CYLINDER) - BELVEDERE AND CORONET

NOTES

IMPORTANT

ENGINE PARTS IN GROUP 9 ARE NOW LISTED UNDER THE CUBIC INCH DISPLACEMENT ENGINE TO WHICH THEY APPLY RATHER THAN BY CAR LINE AS IN EARLIER CATALOGS, AND OTHER GROUPS OF THIS CATALOG. COLUMN HEADINGS INDICATING "CUBIC INCH DISPLACEMENT" HAVE REPLACED THE USUAL "VALIANT-DART" "PLYMOUTH-DODGE", ETC., HEADINGS.

TO IDENTIFY ENGINES, SEE "ENGINE IDENTIFICATION NUMBERS" IN THE GENERAL INFORMATION SECTION.

IN ADDITION, 6 AND 8 CYLINDER ENGINES ARE LISTED IN SEPARATE SECTIONS OF THIS CATALOG.

CODE	PART NAME AND DESCRIPTION	PER CAR	CUBIC INCH DISPLACEMENT	
			170	225

SIX CYLINDER ENGINES

NOTE: The following symbols are used in connection with engine numbers.
Engine numbers without symbols indicate "Standard Cylinders and Crankshaft Bearings".

The Letter "A" immediately following the engine identification number indicates Bore .020" (.508 MM) Larger than Standard.

The Letter "B" immediately following the engine identification number indicates Main and Connecting Rod Bearings .010" (.245 MM) Smaller than Standard.

The Letters "AB" immediately following the engine identification number indicates cylinder Bore .020" (.508 MM) Larger than Standard and the Main and Connecting Rod Bearings .010" (.254 MM) Smaller than Standard.

The Letters in the circular pads at either end of the engine number are for the use of factory inspectors only and should not be connected with the engine number.

Always mention Serial Numbers when ordering major assemblies.

9-01-0 ENGINE ASSEMBLY

9-01-5	GASKET SET, Engine	1	2585 200	2585 200
--------	------------------------------	---	----------	----------

NOTE: Short Engine Assemblies Consist of: The Cylinder Block with Pistons and Rings, Crankshaft and Bearings, Connecting Rods and Bearings, Camshaft and Bearings, Camshaft Thrust Plate, Camshaft and Crankshaft Sprockets and Timing Chain.

9-01-24	SHORT ENGINE, V1, L1	1	2463 675	---- --
	w/Low Compression, Export, V1, L1	1	2463 677	---- --
		1	----	2463 683
	w/Low Compression, Export	1	----	2463 685

9-02-0 CYLINDER BLOCK

9-02-5	BLOCK, w/PISTON and RINGS	1	*2463 395	
	w/Low Compression, Export	1	*2463 396	
		1		*2463 399
	w/Low Compression, Export	1		*2463 400
9-02-7	DOWEL, Cylinder Block to Clutch Housing or Torque Converter Housing. .	2	1122 532	1122 532
9-02-16	PLUG, Water Hole	3	2406 356	2406 356
9-02-37	COVER, Cylinder Block Starter Opening, w/Manual Trans. and 11" Clutch R1, W1, Taxi, P1	1		2536 649

9-03-0 CYLINDER HEAD

9-03-4	HEAD	1	2463 476	2463 476
9-03-5	GASKET	1	1947 578	1947 578
9-03-10	SCREW	14	1947 687	1947 687
9-03-28	COVER, Cylinder Head	1	2465 889	2465 889
9-03-29	GASKET, Cylinder Head Cover	1	2406 625	2406 625

TYPE LETTERS Indicate:

V - Valiant
L - Dart

R - Belvedere
W - Coronet

P - Plymouth
D - Dodge

C - Chrysler
Y - Imperial

★Indicates use as required.

⊠Indicates parts not listed in any previous parts book.

• Indicates change or addition.

Numerals in parentheses () refer to notes.

Printed in U.S.A.

Prices and specifications subject to change without notice.

March 1966 Supersedes May 1965.

CODE	PART NAME AND DESCRIPTION	PER CAR	CUBIC INCH DISPLACEMENT	
			170	225
SIX CYLINDER ENGINES				
9-05-0 CYLINDER HEAD WATER OUTLET ELBOW				
9-05-5	ELBOW	1	2121 524	2121 524
	WASHER, Elbow Screw	2	6022 190	6022 190
9-05-6	GASKET, Elbow	1	1947 671	1947 671
9-07-0 CRANKSHAFT				
9-07-5	CRANKSHAFT	1	2268 619	2268 442
9-07-12	BUSHING, Crankshaft Transmission Drive Pinion	1	53 298	53 298
9-07-17	OIL SLINGER	1	1618 686	1618 686
9-08-0 CRANKSHAFT SPROCKET				
9-08-5	SPROCKET	1	2128 912	2128 912
	KEY	1	152 191	152 191
9-09-0 CRANKSHAFT BEARING PACKAGE				
NOTE: When .001 thicker wall crankshaft main bearings are used for engines in production a Maltese Cross is stamped on the model pad of the cylinder block.				
NOTE: Crankshaft Bearing Packages consist of one upper and one lower Bearing.				
9-09-2	BEARING PACKAGE, No. 1 Std.	1	2240 368	2240 368
	Nos. 2 and 4 Std.	2	2240 376	2240 376
	No. 3 Std.	1	2240 372	2240 372
	No. 1 .001 U/S	1	2240 369	2240 369
	Nos. 2 and 4 .001 U/S	2	2240 377	2240 377
	No. 3 .001 U/S	1	2240 373	2240 373
	No. 1 .002 U/S	1	2240 370	2240 370
	Nos. 2 and 4 .002 U/S	2	2240 378	2240 378
	No. 3 .002 U/S	1	2240 374	2240 374
	No. 1 .003 U/S	1	2275 381	2275 381
	Nos. 2 and 4 .003 U/S	2	2275 383	2275 383
	No. 3 .003 U/S	1	2275 385	2275 385
	No. 1 .010 U/S	1	2240 371	2240 371
	Nos. 2 and 4 .010 U/S	2	2240 379	2240 379
	No. 3 .010 U/S	1	2240 375	2240 375
	No. 1 .012 U/S	1	2275 382	2275 382
	Nos. 2 and 4 .012 U/S	2	2275 384	2275 384
	No. 3 .012 U/S	1	2275 386	2275 386
9-10-0 CRANKSHAFT BEARING CAP				
9-10-5	CAP, Nos. 1 and 2	2	2084 403	2084 403
	No. 3	1	2084 405	2084 405
	No. 4	1	2084 404	2084 404
9-10-19	SCREW, Crankshaft Bearing Cap	8	1618 695	1618 695
9-11-0 CRANKSHAFT REAR BEARING OIL SEAL				
9-11-1	OIL SEAL PACKAGE	1	2084 411	2084 411
9-11-7	RETAINER	1	1947 557	1947 557
	SCREW	2	E9418 004	E9418 004

TYPE LETTERS Indicate: V - Valiant R - Belvedere P - Plymouth C - Chrysler
 L - Dart W - Coronet D - Dodge Y - Imperial

★ Indicates use as required. Numerals in parentheses () refer to notes. Printed in U.S.A.
 □ Indicates parts not listed in any previous parts book. Prices and specifications subject to change without notice.
 March 1966 Supersedes May 1965. * Indicates change or additior

CODE	PART NAME AND DESCRIPTION	PER CAR	CUBIC INCH DISPLACEMENT	
			170	225
SIX CYLINDER ENGINES				
9-13-0 CRANKSHAFT VIBRATION DAMPER				
9-13-5	DAMPER	1	2269 076	2269 076
9-15-0 CAMSHAFT				
9-15-1	CAMSHAFT	1	2264 105	2465 852
9-16-0 CAMSHAFT BEARING				
9-16-6	BEARING, No. 1	1	2121 725	2121 725
	No. 2	1	1821 772	1821 772
	No. 3	1	2121 726	2121 726
	No. 4	1	2121 727	2121 727
	No. 1 .010 O/S	1	2205 510	2205 510
	No. 2 .010 O/S	1	2205 512	2205 512
	No. 3 .010 O/S	1	2205 514	2205 514
	No. 4 .010 O/S	1	2205 516	2205 516
9-16-17	PLUG, Camshaft Rear Bearing	1	2402 905	2402 905
9-17-0 CAMSHAFT SPROCKET				
9-17-5	SPROCKET	1	1947 560	*1947 560
	WASHER	1	6023 053	6023 053
9-20-0 TIMING CHAIN				
9-20-1	CHAIN	1	2202 499	2202 499
9-23-0 CHAIN CASE COVER				
9-23-5	COVER	1	2203 106	2203 106
9-23-10	SCREW, w/WASHER	6	180 077	180 077
		1	6024 246	6024 246
9-23-17	GASKET, Cover	1	1947 554	1947 554
9-23-18	OIL SEAL	1	1947 581	1947 581
9-23-40	INDICATOR, Timing	1	2269 078	2269 078
9-31-0 CONNECTING ROD				
NOTE: Connecting Rod includes Bearing Cap, Bolt, Nut, Lockwasher and Bushing but does not include Bearing.				
9-31-4	ROD	6	1947 165	---- --
		6	---- --	2406 657
9-31-5	BOLT, Bearing Cap	12	1944 865	1944 865
9-31-7	NUT, Bearing Cap Bolt	16	1737 695	1737 695

TYPE LETTERS indicate: V - Valiant R - Belvedere P - Plymouth C - Chrysler
 L - Dart W - Coronet D - Dodge Y - Imperial

*Indicates use as required. Numerals in parentheses () refer to notes. Printed in U.S.A.
 †Indicates parts not listed in any previous parts book. Prices and specifications subject to change without notice.
 • Indicates change or addition. May 1965, Supersedes Sept. 4, 1964.

CODE	PART NAME AND DESCRIPTION	PER CAR	CUBIC INCH DISPLACEMENT	
			170	225

SIX CYLINDER ENGINES

9-32-0 CONNECTING ROD BEARING PACKAGES

NOTE: When .001 thicker wall connecting rod bearings are used for engines in production a Maltese Cross is stamped on the model pad of the cylinder block.

NOTE: Connecting Rod Bearing Packages consist of one upper and one lower Bearing.

9-32-2	BEARING PACKAGE, Std.	6	2421 356	2421 356
	.001 U/S	6	2084 381	2084 381
	.002 U/S	6	2084 382	2084 382
	.003 U/S	6	2275 411	2275 411
	.010 U/L	6	2421 360	2421 360
	.012 U/S	6	2275 412	2275 412

9-34-0 PISTON, W/PIN

NOTE: The following Pistons include Pin and Retaining Rings.

9-34-5	PISTON, Std. 3.40" Bore	6	2084 384	2084 384
	.005 O/S From 3.40" Bore	6	2084 385	2084 385
	.020 O/S From 3.40" Bore	6	2084 386	2084 386
	.040 O/S From .340" Bore	6	2084 387	2084 387
	Std. 3.40" Bore Low Comp. Export	6	2084 388	2084 388
	.005 O/S From 3.40 Bore Low Comp. Export	6	2084 389	2084 389
	.20 O/S From 3.40" Bore Low Comp. Export	6	2084 390	2084 390

9-35-0 PISTON RING SETS

9-35-1	SET, Piston Ring, Std. to .009 O/S From 3.40" Bore	1	2448 735	2448 735
	.020 to .029 O/S From 3.40" Bore	1	2275 440	2275 440
	.040 to .049 O/S From 3.40" Bore	1	2275 441	2275 441

9-39-0 VALVE

9-39-1	GASKET PACKAGE, Valve Grinding	1	2585 201	2585 201
9-39-5	VALVE, Intake, Std.	6	1947 623	1947 623
	.005 O/S	6	2121 578	2121 578
	.015 O/S.	6	2121 579	2121 579
	.030 O/S.	6	2121 580	2121 580
9-39-6	VALVE, Exhaust, Std.	6	1947 624	1947 624
	.005 O/S.	6	2121 581	2121 581
	.015 O/S.	6	2121 582	2121 582
	.030 O/S.	6	2121 583	2121 583
9-39-14	SHIELD, Intake Valve Stem Oil	6	2205 958	2205 958
	SHIELD, Exhaust Valve Stem Oil	6	2205 959	2205 959
9-39-15	SPRING	12	1739 534	1739 534
9-39-16	RETAINER, Spring	12	E2402 045	E2402 045
9-39-17	LOCK, Intake Valve Spring Retainer	12	381 875	381 875
	LOCK, Exhaust Valve Spring Retainer	12	1614 666	1614 666

9-41-0 VALVE TAPPET

9-41-4	TAPPET, Std.	12	2203 250	2203 250
	.001 O/S.	12	2203 252	2203 252
	.008 O/S.	12	2269 024	2269 024
	.030 O/S.	12	1739 359	1739 359

TYPE LETTERS Indicate: V - Valiant R - Belvedere P - Plymouth C - Chrysler
 L - Dart W - Coronet D - Dodge Y - Imperial

*Indicates use as required. Numerals in parentheses () refer to notes. Printed in U.S.A.
 †Indicates parts not listed in any previous parts book. Prices and specifications subject to change without notice.
 May 1965, Supersedes Sept. 4, 1964. • Indicates change or addition.

CODE	PART NAME AND DESCRIPTION	PER CAR	CUBIC INCH DISPLACEMENT	
			170	225
SIX CYLINDER ENGINES				
9-42-O VALVE PUSH ROD				
9-42-1	ROD	12	1947 704	
		12	----	2120 514
9-43-O VALVE ROCKER				
9-43-1	ROCKER	12	1947 594	1947 594
9-43-3	SCREW, Adjusting	12	1855 238	1855 238
9-43-5	SPACER	6	2120 694	2120 694
9-43-9	SHAFT	1	1947 614	1947 614
9-43-11	RETAINER, Shaft	6	*1947 616	*1947 616
	Shaft, Center	1	1947 617	1947 617
9-43-19	PLUG, Shaft	2	1324 268	1324 268
9-45-O FLYWHEEL				
9-45-1	FLYWHEEL, w/Ring GEAR, except Taxi	1	2128 992	2128 992
	Taxi	1	----	2463 843
9-45-2	GEAR, Flywheel Ring, except Taxi	1	2121 196	2121 196
	Taxi	1	----	1673 646
	GEAR, Torque Converter Ring, except Police and Taxi	1	2121 196	2121 196
	Police and Taxi	1	----	1941 848
9-46-O TORQUE CONVERTER				
9-46-4	TORQUE CONVERTER, except Police and Taxi	1	2204 403	2204 403
	Police and Taxi	1	----	2125 090
	BOLT, Torque Converter to Crankshaft, Police and Taxi	6	----	*6022 148
9-46-8	PLATE, Torque Converter Drive, except Police and Taxi	1	1949 763	1949 763
	Police and Taxi	1	----	2204 719
9-46-21	SCREW, Drive Plate to Torque Converter	4	1949 765	1949 765
	SCREW, Drive Plate to Crankshaft	6	1949 424	1949 424
9-46-27	TUBE, Transmission Oil Cooler Inlet and Outlet	★	1843 253	1843 253
9-46-33	BRACKET, Transmission Oil Cooler Tube	1	1949 176	1949 176
9-46-40	ELBOW, Transmission Oil Cooler Tube Inlet	1	2205 237	2205 237
9-46-43	NUT, Transmission Oil Cooler Tube Transmission End, Radiator End	★	1941 667	1941 667
9-46-50	SHIELD, Trans. Torque Converter R1, W1, P1 Police and Taxi	1	----	2466 829
9-46-61	ADAPTER, Torque Converter Drive Plate, Police and Taxi	1	----	2202 472
	SCREW, Cylinder Block to Adapter Plate	1	----	E6024 864
	SCREW, w/WASHER, Adapter Plate to Cylinder Block	3	----	*6023 187
9-46-94	DOWEL, Cylinder Block to Clutch Housing or Torque Converter Transmission Housing, Eccentric .007 Over Center	2	1736 347	1736 347
	Eccentric .014 Over Center	2	1736 348	1736 348
	Eccentric .021 Over Center	2	1736 353	1736 353

TYPE LETTERS Indicate: V - Valiant R - Belvedere P - Plymouth C - Chrysler
 L - Dart W - Coronet D - Dodge Y - Imperial

★ Indicates use as required. Numerals in parentheses () refer to notes. Printed in U.S.A.
 E Indicates parts not listed in any previous parts book. Prices and specifications subject to change without notice.
 * Indicates change or addition. May 1965, Supersedes Sept. 4, 1964.

1965 PASSENGER CAR PARTS CATALOG

ENGINE

CODE	PART NAME AND DESCRIPTION	PER CAR	CUBIC INCH DISPLACEMENT	
			170	225
SIX CYLINDER ENGINES				
9-46-0 TORQUE CONVERTER - Cont'd				
9-46-130	SEAL, Transmission Torque Converter Impeller Hub, except Police and Taxi Police and Taxi	1 1	2124 705 ---- --	2124 705 1942 020
9-46-228	ROLLER, Overrunning Clutch	8	670 776	670 776
9-46-229	SPRING, Overrunning Clutch Roller	8	1942 187	1942 187
9-48-0 MANIFOLD				
9-48-6	MANIFOLD, Exhaust	1	2298 917	2298 917
9-48-7	MANIFOLD, Intake	1	2205 902	2205 902
	SCREW, Intake to Exhaust Manifold	2	E6025 759	E6025 759
	WASHER, Intake to Exhaust Manifold Screw	1	6022 185	6022 185
9-48-8	CONNECTOR, Intake Manifold Vacuum Control	1	---- --	1858 955
9-48-12	STUD, Intake and Exhaust Manifold	★	2121 585	2121 585
9-48-14	WASHER, Intake and Exhaust Manifold Stud	★ ★	2121 223 2206 416	2121 223 2206 416
9-48-44	NUT, Exhaust Manifold Stud Upper End	2	1947 753	1947 753
9-48-45	WASHER, Exhaust Manifold Stud Upper End	2	1947 752	1947 752
9-50-0 MANIFOLD GASKETS				
9-50-1	GASKET SET, Manifold	1	2084 416	2084 416
9-50-3	GASKET, Intake to Exhaust Manifold	1	2268 264	2268 264
9-58-0 MANIFOLD HEAT CONTROL VALVE THERMOSTAT				
9-58-1	HEAT CONTROL PACKAGE, Manifold	1	2525 442	2525 442
9-58-5	THERMOSTAT	1	2121 554	2121 554
9-58-12	COUNTERWEIGHT or SHIELD	1	2468 307	2468 307
9-58-13	BOLT, Shield	1	1736 012	1736 012
9-58-14	LOCK, Shield	1	1409 594	1409 594
9-59-0 MANIFOLD HEAT CONTROL VALVE				
9-59-13	SPRING, Valve	1	1558 897	1558 897
9-59-15	PIN, Valve	1	1639 597	1639 597
9-62-0 MANIFOLD HEAT CONTROL VALVE STOP				
9-62-1	STOP, Valve	1	2465 203	2465 203
9-64-0 ENGINE FRONT SUPPORT				
9-64-18	WASHER, Engine Front Support to Frame	★	2128 774	2128 774
9-64-24	BRACKET, Engine Front Support Insulator, Right, V1, L1	1	2264 668	2264 668
	Left, V1, L1	1	2265 023	2265 023

TYPE LETTERS Indicate:

V - Valiant
L - Dart

R - Belvedere
W - Coronet

P - Plymouth
D - Dodge

C - Chrysler
Y - Imperial

★ Indicates use as required.

ⓔ Indicates parts not listed in any previous parts book.

May 1965, Supersedes Sept. 4, 1964.

Numerals in parentheses () refer to notes.

Prices and specifications subject to change without notice.

Printed in U.S.A.

* Indicates change or addition.

CODE	PART NAME AND DESCRIPTION	PER CAR	CUBIC INCH DISPLACEMENT	
			170	225
SIX CYLINDER ENGINES				
9-64-0 ENGINE FRONT SUPPORT - Cont'd				
9-64-24	BRACKET - Cont'd			
	Right, R1, W1, P1	1	----	2264 678
	Left, R1, W1	1	----	2264 679
	Left, P1 except Police and Taxi	1	----	2463 944
	Left, P1 Police and Taxi	1	----	2468 297
9-67-0 ENGINE FRONT SUPPORT INSULATOR				
9-67-4	INSULATOR, Engine Front Support, Right, except Cv.Cp., V1, L1	1	2264 140	2264 140
	Left, except Cv.Cp., V1, L1	1	2265 018	2265 018
	Right, Cv.Cp., V1, L1	1	2406 708	2406 708
	Left, Cv.Cp., V1, L1	1	2406 705	2406 705
	Right, w/Four Speed Manual Trans., V1, L1	1	----	2406 708
	Left, w/Four Speed Manual Trans., V1, L1	1	----	2406 705
	Right, except Police and Taxi, w/Auto. Trans., R1, W1	1	----	2264 674
	Left, except Police and Taxi, w/Auto. Trans., R1, W1	1	----	2264 675
	Right, Police and Taxi, w/Auto. Trans., R1, W1	1	----	2406 672
	Left, Police and Taxi, w/Auto. Trans., R1, W1	1	----	2406 674
	Right, except Police and Taxi, w/Auto. Trans., P1	1	----	2463 939
	Right, Police and Taxi, w/Auto. Trans., P1	1	----	2468 341
	Left, P1	1	----	2463 943
	SCREW, w/WASHER, Engine Front Support Insulator to Frame, Right, P2	2	----	*6024 023
	WASHER, Insulator to Bracket Bolt, Right, P1	2	----	*6022 190
9-71-0 ENGINE REAR SUPPORT INSULATOR				
9-71-5	INSULATOR, Engine Rear Support, V1, L1	1	2265 836	2265 836
	R1, W1	1	----	2265 826
	P1	1	----	2460 886
9-71-8	NUT, Engine Rear Support Insulator Stud	2	*2129 684	*2129 684
9-71-15	BUMPER, Engine Rear Support Insulator, V1, L1	1	2206 965	2206 965

NOTES

TYPE LETTERS Indicate:	V - Valiant	R - Belvedere	P - Plymouth	C - Chrysler
	L - Dart	W - Coronet	D - Dodge	Y - Imperial

1965 PASSENGER CAR PARTS CATALOG

ENGINE

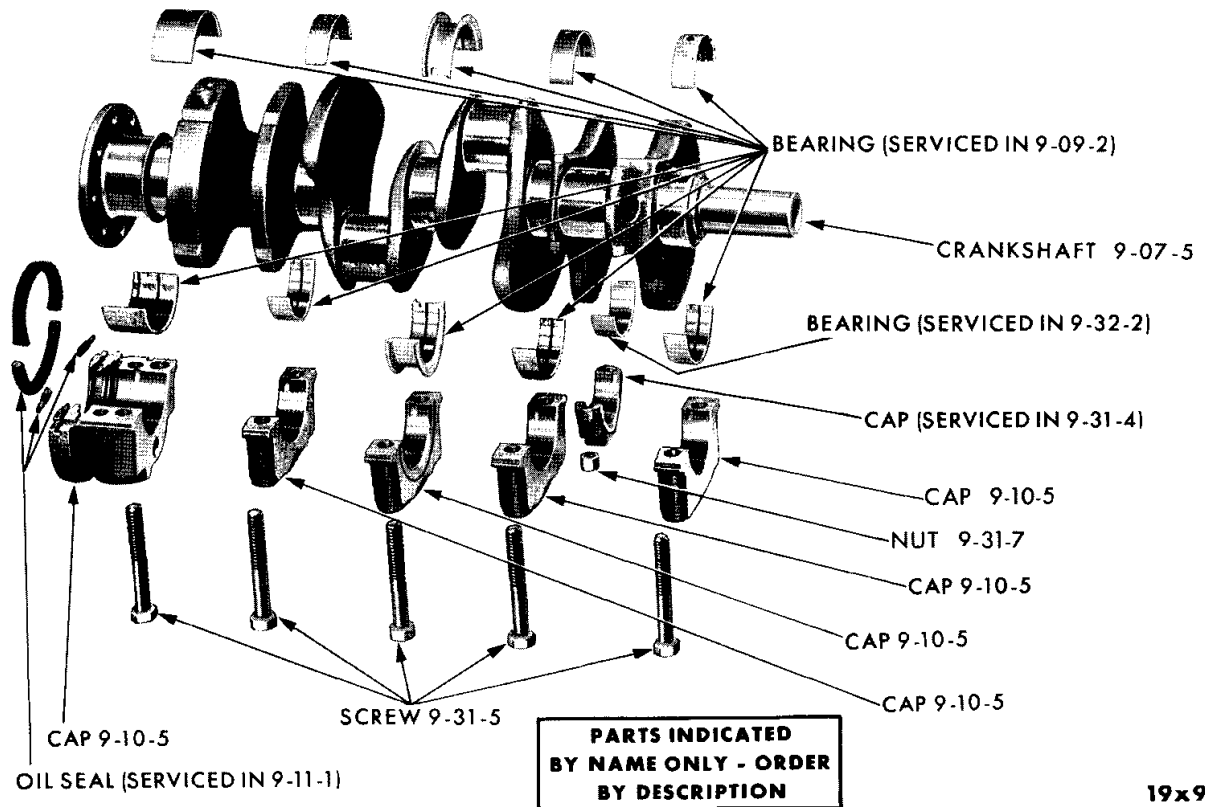
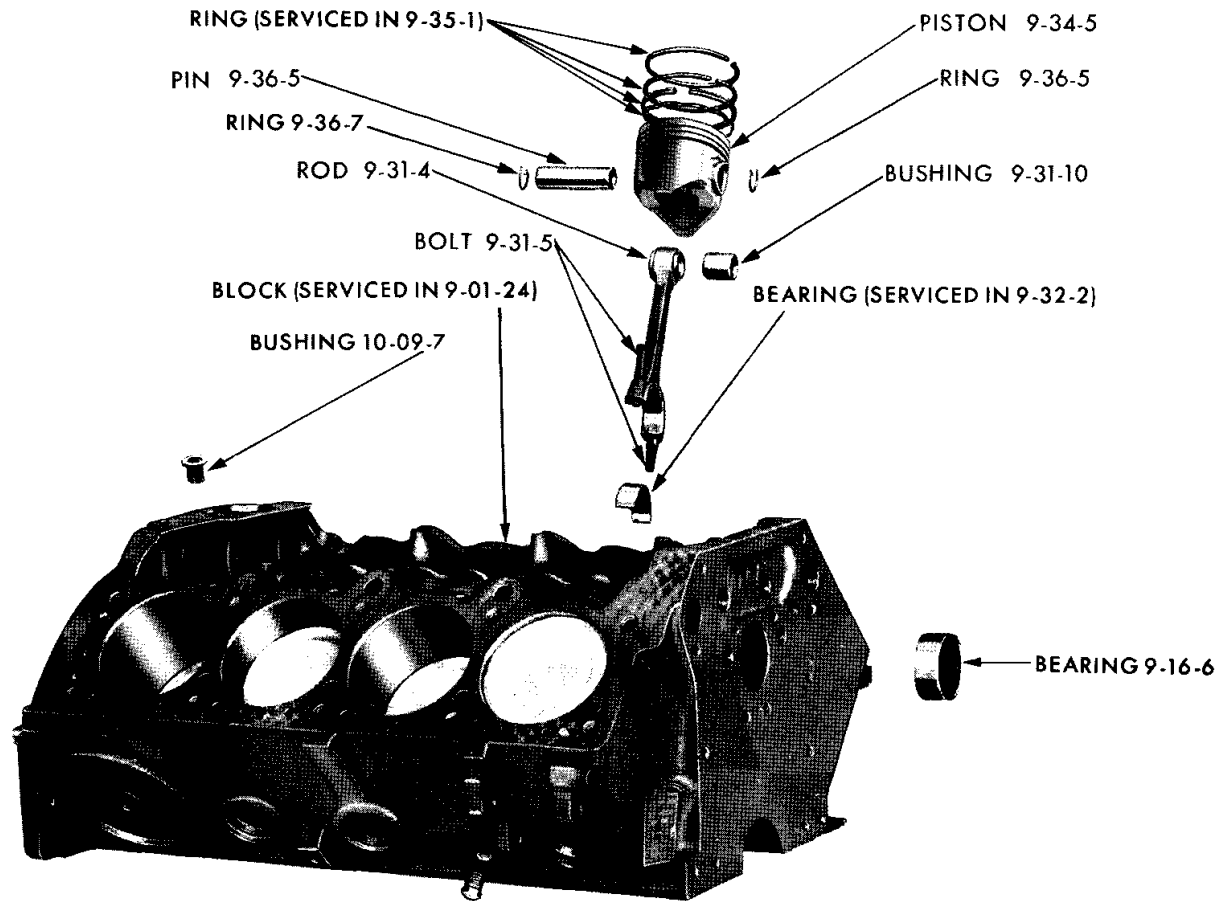
CODE	PART NAME AND DESCRIPTION	C Y L	PER CAR	VALIANT	PLYMOUTH BELVEDERE	PLYMOUTH FURY	IMPERIAL
				DART	DODGE CORONET	DODGE POLARA CHRYSLER	

NOTES

TYPE LETTERS Indicate:	V - Valiant L - Dart	R - Beivedere W - Coronet	P - Plymouth D - Dodge	C - Chrysler Y - Imperial
------------------------	-------------------------	------------------------------	---------------------------	------------------------------

★ Indicates use as required. Numerals in parentheses () refer to notes. Printed in U.S.A.

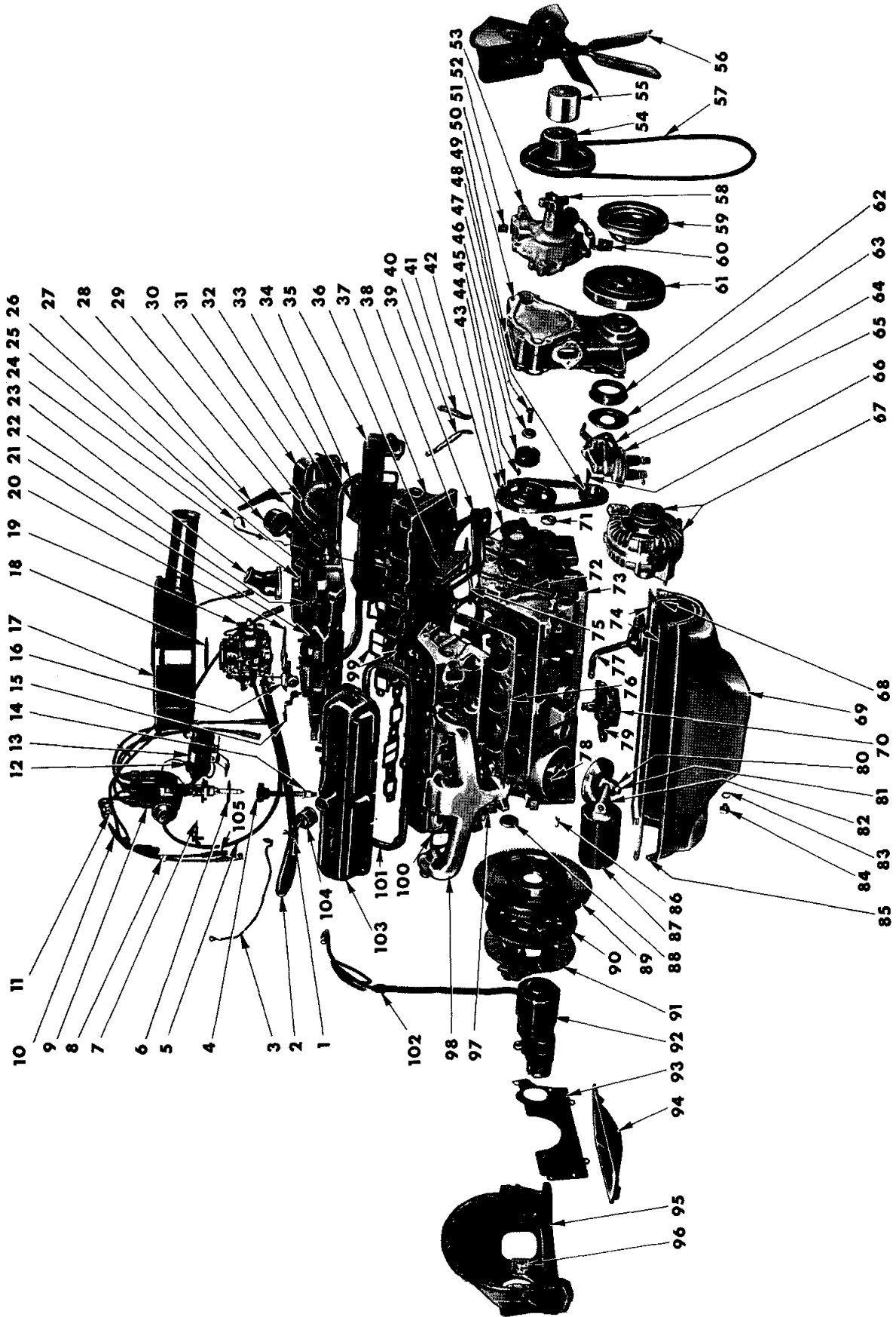
Ⓟ Indicates parts not listed in any previous parts book. Prices and specifications subject to change without notice.



**PARTS INDICATED
BY NAME ONLY - ORDER
BY DESCRIPTION**

19x9791

SHORT ENGINE - V8 CYLINDER



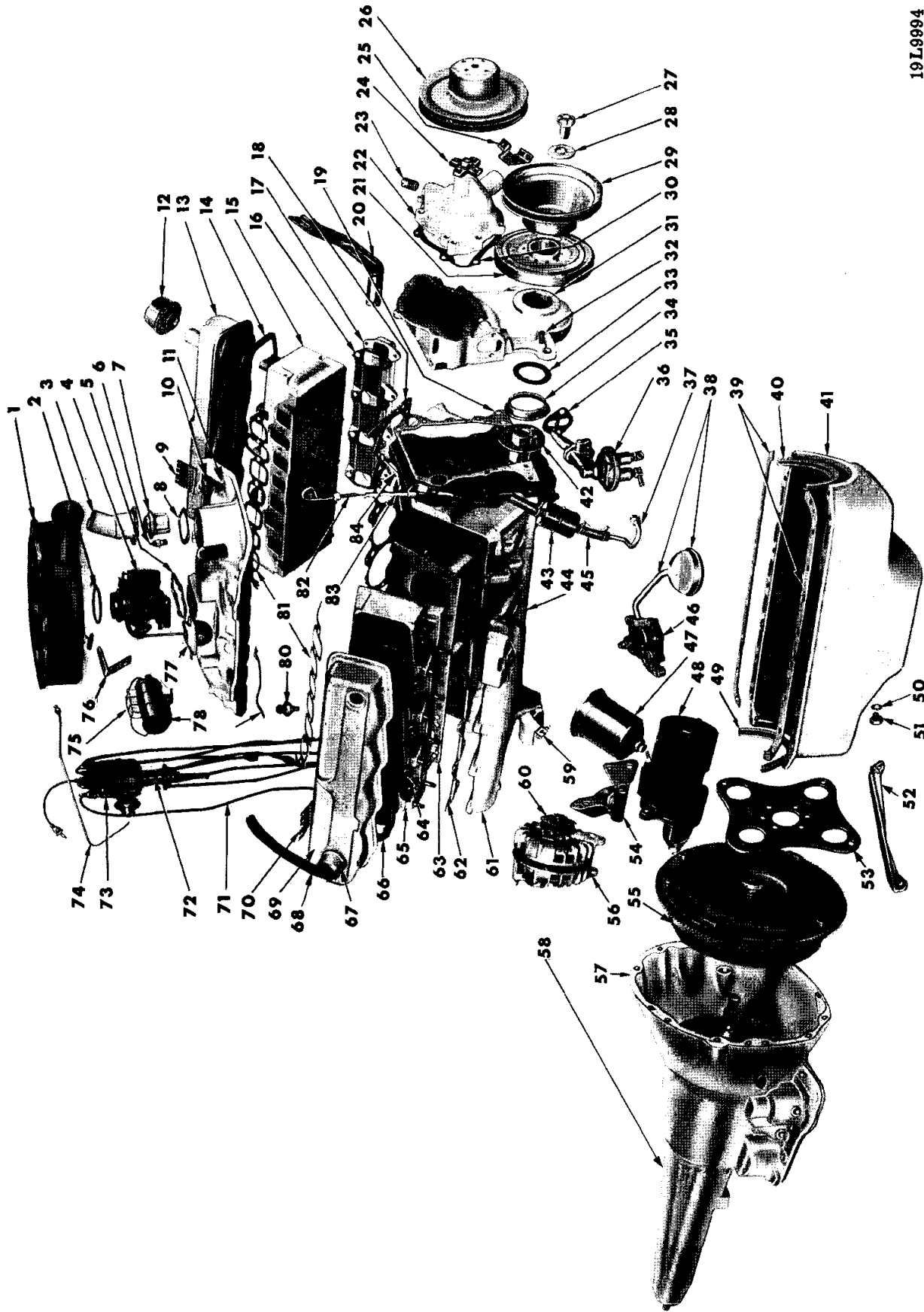
19L9983

ENGINE EXTERNAL PARTS (V8 CYLINDER) - 273 CU. IN. DISPLACEMENT

ENGINE EXTERNAL PARTS (V8 CYLINDER) - 273 CU. IN. DISPLACEMENT

Ref. No.	Name	Part Type Code	Ref. No.	Name	Part Type Code
1	Clamp		54	Pulley	7-06-14
2	Hose	10-02-53	55	Spacer	7-02-16
3	Cable	Not Serviced	56	Fan	7-02-1
4	Shaft	10-09-1	57	Belt	7-03-1
5	Tube	8-37-320	58	Hub	7-05-1
6	Gasket	8-27-4	59	Pulley	7-06-1
7	Clamp	8-27-26	60	Indicator	9-23-40
8	Grommet	8-36-92	61	Damper	9-13-5
9	Distributor	8-27-1	62	Oil Seal	9-23-18
10	Cable Set	8-36-1	63	Oil Slinger	9-07-17
11	Bracket	8-36-4	64	Gasket	14-74-1
12	Coil	8-35-4	65	Pump	14-73-1
13	Bracket	8-35-41	66	Key	9-08-5
14	Bushing	10-09-7	67	Alternator	8-28-3
15	Bracket	14-26-6	68	Gasket	10-24-1
16	Choke	14-39-45	69	Pan	10-24-4
17	Air Cleaner	14-29-2	70	Cover	10-07-7
18	Gasket	14-29-5	71	Plug	9-02-16
19	Carburetor	14-30-1	72	Tube	10-03-7
20	Gasket	14-30-2	73	Block (Serviced in 9-01-24)	
21	Manifold	9-48-7	74	Gasket	10-24-1
22	Sending Unit	8-37-155	75	Gasket (Serviced in 9-50-1)	
23	Elbow	9-05-5	76	Gasket	9-03-5
24	Thermostat	7-41-4	77	Strainer w/Pipe	10-23-7
25	Indicator	10-03-4	78	Plug	
26	Gasket	9-05-6	79	Pump	10-07-6
27	Air Cleaner	10-01-21	80	Gasket	10-07-8
28	Bracket	14-06-10	81	Bolt	
29	Nipple	7-48-22	82	Base	10-26-12
30	By-Pass Hose	7-14-9	83	Gasket	10-24-38
31	Cover	9-03-28	84	Plug	10-24-37
32	Clamp		85	Gasket	10-24-1
33	Gasket	9-50-5	86	Plug	9-02-17
34	Gasket	9-03-29	87	Filter	10-26-6
35	Manifold	9-48-6	88	Plug	9-16-17
36	Bracket	8-28-36	89	Flywheel	9-45-1
37	Head	9-03-4	90	Disc	6-13-1
38	Gasket	9-03-5	91	Plate	6-14-1
39	Strap	8-28-15	92	Starting Motor	8-52-4
40	Brace	9-48-155	93	Seal	6-10-10
41	Brace	9-48-155	94	Pan	6-10-2
42	Block (Serviced in 9-01-24)		95	Housing	6-09-1
43	Chain	9-20-1	96	Pivot	6-22-15
44	Sprocket	9-17-5	97	Counterweight	9-58-12
45	Key	9-17-5	98	Manifold	9-48-6
46	Eccentric	9-15-2	99	Gasket (Serviced in 9-50-1)	
47	Washer	9-15-10	100	Gasket	9-50-5
48	Screw		101	Gasket	9-03-29
49	Sprocket	9-08-5	102	Cable	8-01-17
50	Gasket	9-23-17	103	Cover	9-03-28
51	Cover	9-23-5	104	Cap	10-02-66
52	Nipple	7-48-22	105	Nipple	8-36-96
53	Pump	7-42-1			

PARTS INDICATED BY NAME ONLY - ORDER BY DESCRIPTION



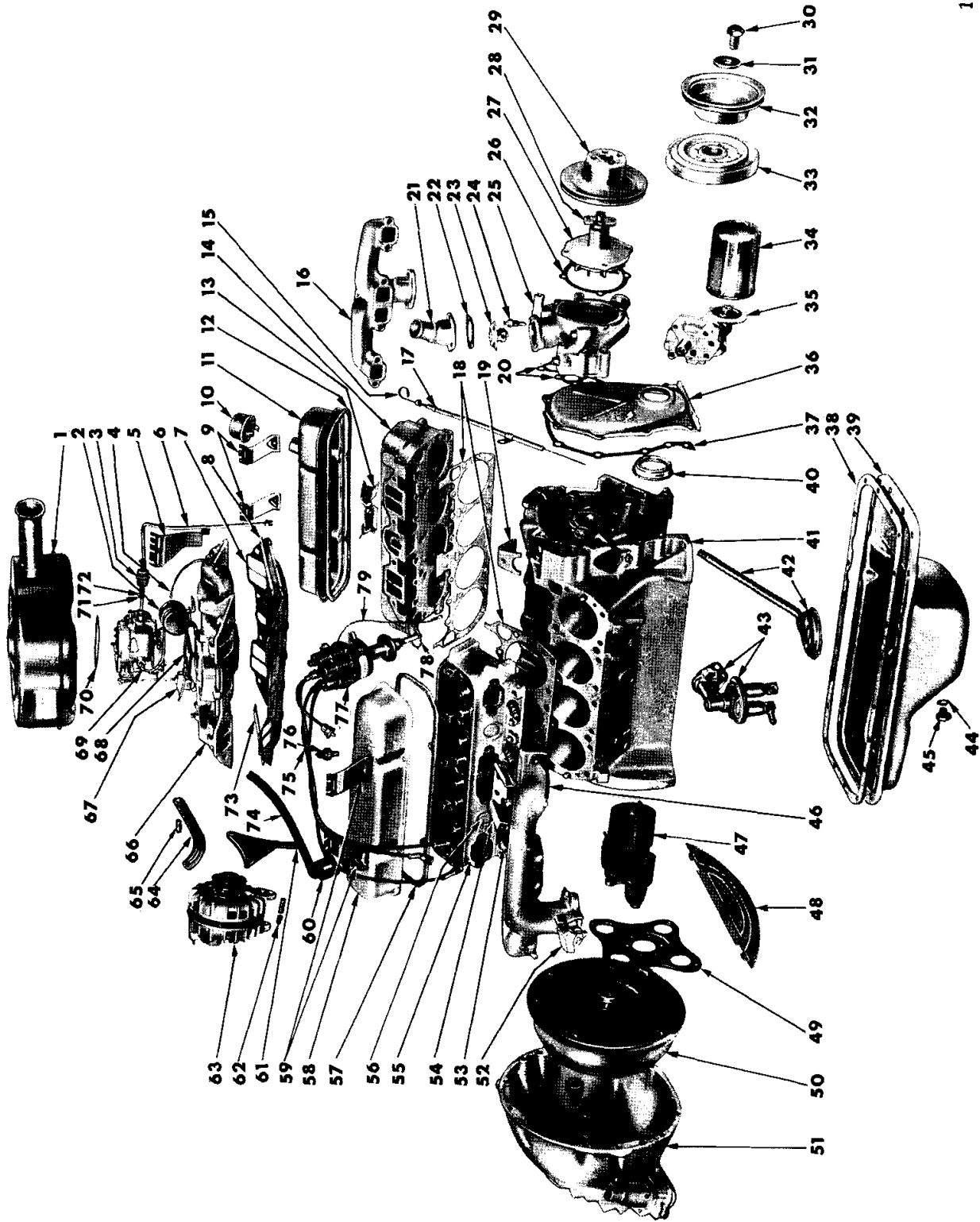
19L9994

ENGINE EXTERNAL PARTS (V8 CYLINDER) - 318 CU. IN. DISPLACEMENT

ENGINE EXTERNAL PARTS (V8 CYLINDER) - 318 CU. IN. DISPLACEMENT

Ref. No.	Name	Part Type Code	Ref. No.	Name	Part Type Code
1	Air Cleaner	14-29-7	43	Filter	14-67-1
2	Gasket	14-29-5	44	Block (Serviced in 9-01-24)	
3	Elbow	9-05-5	45	Hose	14-67-2
4	Carburetor	14-30-1	46	Pump	10-07-6
5	Gasket	14-30-2	47	Filter	10-26-6
6	Sending Unit	8-37-155	48	Starter	8-52-4
7	Thermostat	7-41-4	49	Gasket (Serviced in 10-24-1)	
8	Gasket	9-05-6	50	Gasket	10-24-38
9	Bracket	8-36-4	51	Plug	10-24-37
10	Nipple	7-48-22	52	Bracket	21-03-28
11	Manifold	9-48-6	53	Plate	9-46-8
12	Air Cleaner	10-01-21	54	Bracket	8-28-36
13	Cover	9-03-28	55	Torque Converter	9-46-4
14	Gasket	9-03-29	56	Alternator	8-28-3
15	Head	9-03-4	57	Case, Transmission	21-03-1
16	Gasket	9-50-5	58	Extension, Transmission	21-04-1
17	Manifold	9-48-6	59	Shield	9-58-12
18	Gasket	9-03-5	60	Pulley	8-28-3
19	Gasket	9-23-17	61	Manifold	9-48-6
20	Strap	8-28-15	62	Gasket	9-50-5
21	Damper	9-13-5	63	Gasket	9-03-5
22	Pump, Water	7-42-1	64	Spark Plug	8-36-114
23	Nipple	7-48-22	65	Head	9-03-4
24	Hub	7-05-1	66	Gasket	9-03-29
25	Indicator	9-23-40	67	Cap	10-02-66
26	Pulley	7-06-14	68	Hose	10-02-53
27	Screw	9-07-8	69	Cover	9-03-28
28	Washer	9-07-22	70	Bracket	8-36-4
29	Pulley	7-06-1	71	Cable Set	8-36-1
30	Gasket	7-44-3	72	Distributor	8-27-4
31	Cover	9-23-5	73	Cap	8-27-71
32	Screw		74	Ground Cable	Not Serviced
33	Gasket (Serviced in 9-23-18)		75	Resistor	8-35-22
34	Oil Seal	9-23-18	76	Bracket	14-06-10
35	Gasket	14-74-1	77	Choke	14-39-45
36	Pump Package	14-73-1	78	Coil	8-35-4
37	Tube	14-89-2	79	Gasket (Serviced in 9-50-1)	
38	Strainer w/Pipe	10-23-7	80	Switch	8-53-327
39	Gasket Set	10-24-1	81	Gasket (Serviced in 9-50-1)	
40	Gasket Set	10-24-1	82	Indicator	10-03-4
41	Pan	10-24-4	83	Tube	10-03-7
42	Oil Slinger	9-07-17	84	Gasket (Serviced in 9-50-1)	

PARTS INDICATED BY NAME ONLY - ORDER BY DESCRIPTION



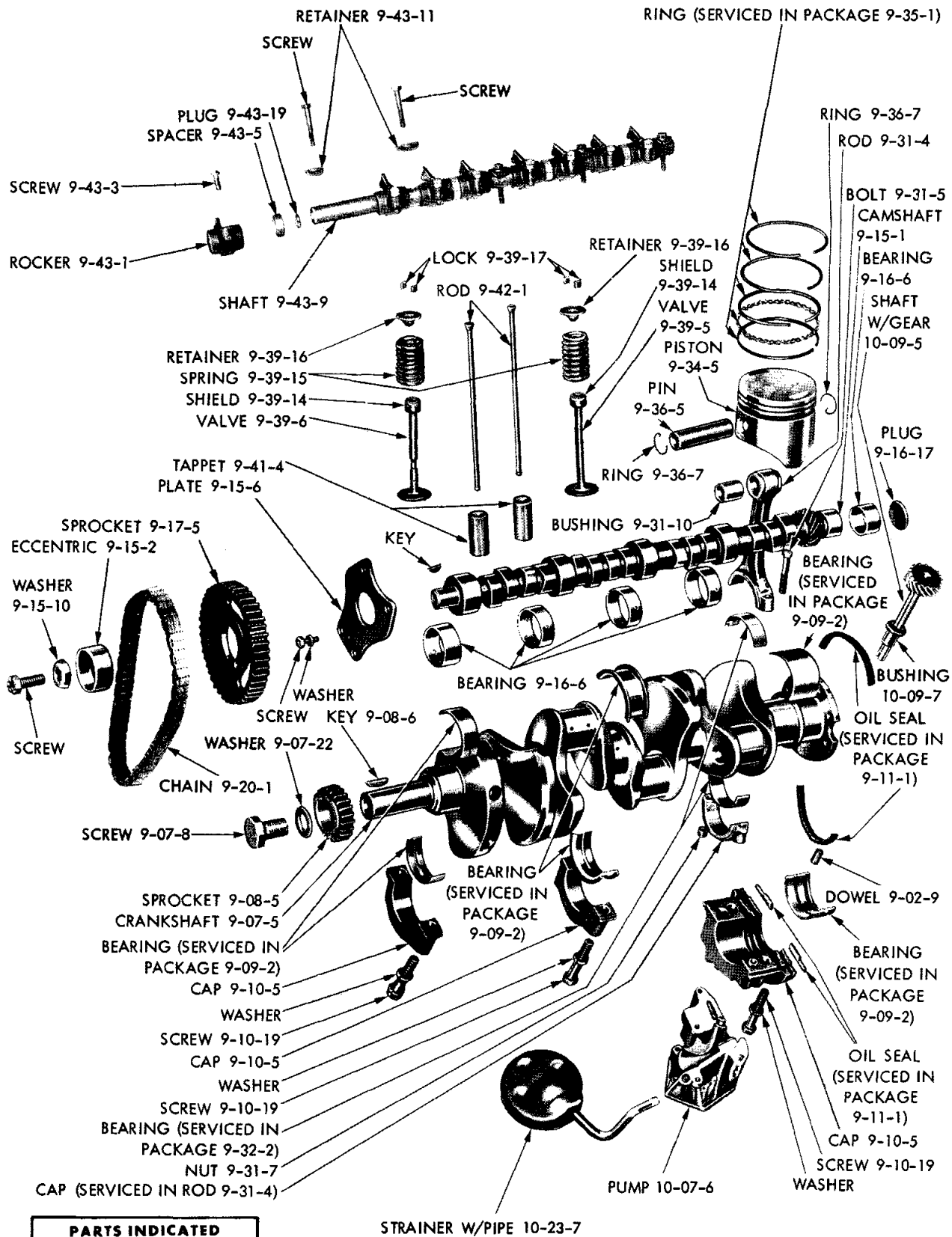
19L 9995

ENGINE EXTERNAL PARTS (V8 CYLINDER) - 361, 383, 413 AND 426 STD. CU. IN. DISPLACEMENT

ENGINE EXTERNAL PARTS (V8 CYLINDER) - 361, 383 AND 413 CU. IN. DISPLACEMENT

Ref. No.	Name	Part Type Code	Ref. No.	Name	Part Type Code
1	Air Cleaner	14-29-2	41	Block (Serviced in Short Engine 9-01-24)	
2	Coil	8-35-4	42	Strainer w/Pipe	10-23-7
3	Filter	14-67-1	43	Pump Package, Fuel	14-73-1
4	Cable	8-36-49	44	Gasket	10-24-38
5	Bracket	8-36-4	45	Plug	10-24-37
6	Tube	14-89-2	46	Manifold	9-48-6
7	Gasket	9-50-6	47	Starter	8-52-4
8	Reinforcement	9-48-27	48	Cover	21-03-6
9	Bracket	8-36-4	49	Plate	9-46-8
10	Air Cleaner	10-01-21	50	Torque Converter	9-46-4
11	Cover	9-03-28	51	Case, Transmission	21-03-1
12	Gasket	9-03-29	52	Shield	9-58-12
13	Shield	8-36-124	53	Spark Plug	8-36-114
14	Head	9-03-4	54	Shield	8-36-124
15	Indicator	10-03-4	55	Head	9-03-4
16	Manifold	9-48-6	56	Plug	9-02-16
17	Tube	10-03-7	57	Gasket	9-03-29
18	Gasket	9-03-5	58	Cover	9-03-28
19	Clamp	8-27-26	59	Bracket	8-36-4
20	Gasket	7-44-4	60	Cap	10-02-66
21	Elbow	9-05-5	61	Bracket	8-28-36
22	Gasket	9-05-6	62	Spacer	8-28-14
23	Thermostat	7-41-4	63	Alternator	8-28-3
24	Sending Unit	8-37-155	64	Strap	8-28-15
25	Housing	7-43-1	65	Spacer	8-28-292
26	Gasket	7-44-3	66	Manifold	9-48-7
27	Pump	7-42-1	67	Choke	14-39-45
28	Hub	7-05-1	68	Gasket	14-30-2
29	Pulley	7-06-14	69	Carburetor	14-30-1
30	Screw	9-07-8	70	Gasket	14-29-5
31	Washer	9-07-22	71	Clamp	
32	Pulley	7-06-1	72	Hose	14-67-2
33	Damper	9-13-5	73	Reinforcement	9-48-27
34	Filter	10-26-6	74	Hose	10-02-53
35	Pump	10-07-6	75	Cable Set	8-36-1
36	Cover	9-23-5	76	Switch	8-53-327
37	Gasket	9-23-17	77	Distributor	8-27-1
38	Gasket	10-24-8	78	Gasket	8-27-4
39	Pan	10-24-4	79	Lead	8-27-205
40	Oil Seal	9-23-18			

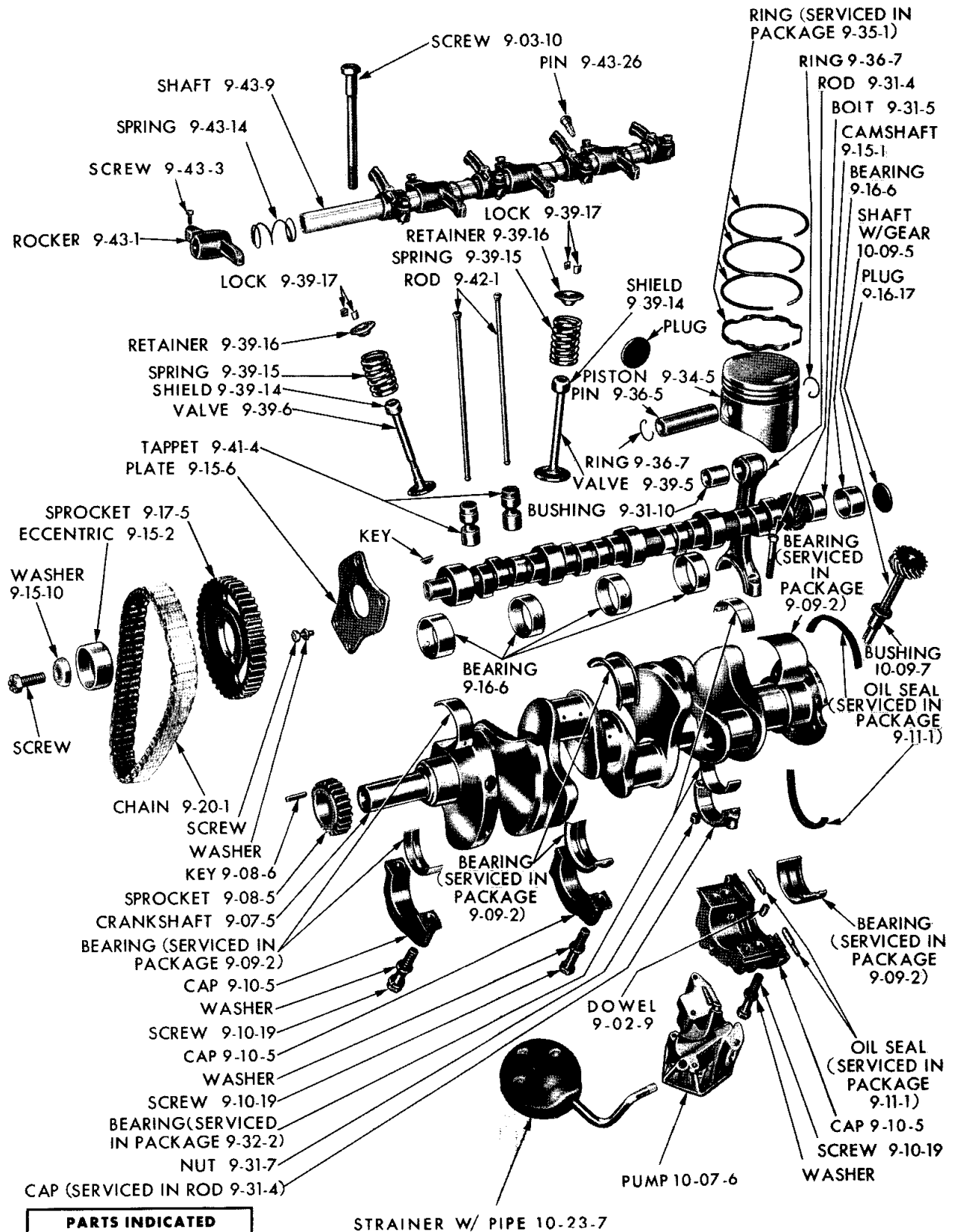
PARTS INDICATED BY NAME ONLY - ORDER BY DESCRIPTION



**PARTS INDICATED
BY NAME ONLY - ORDER
BY DESCRIPTION**

19x9986 A

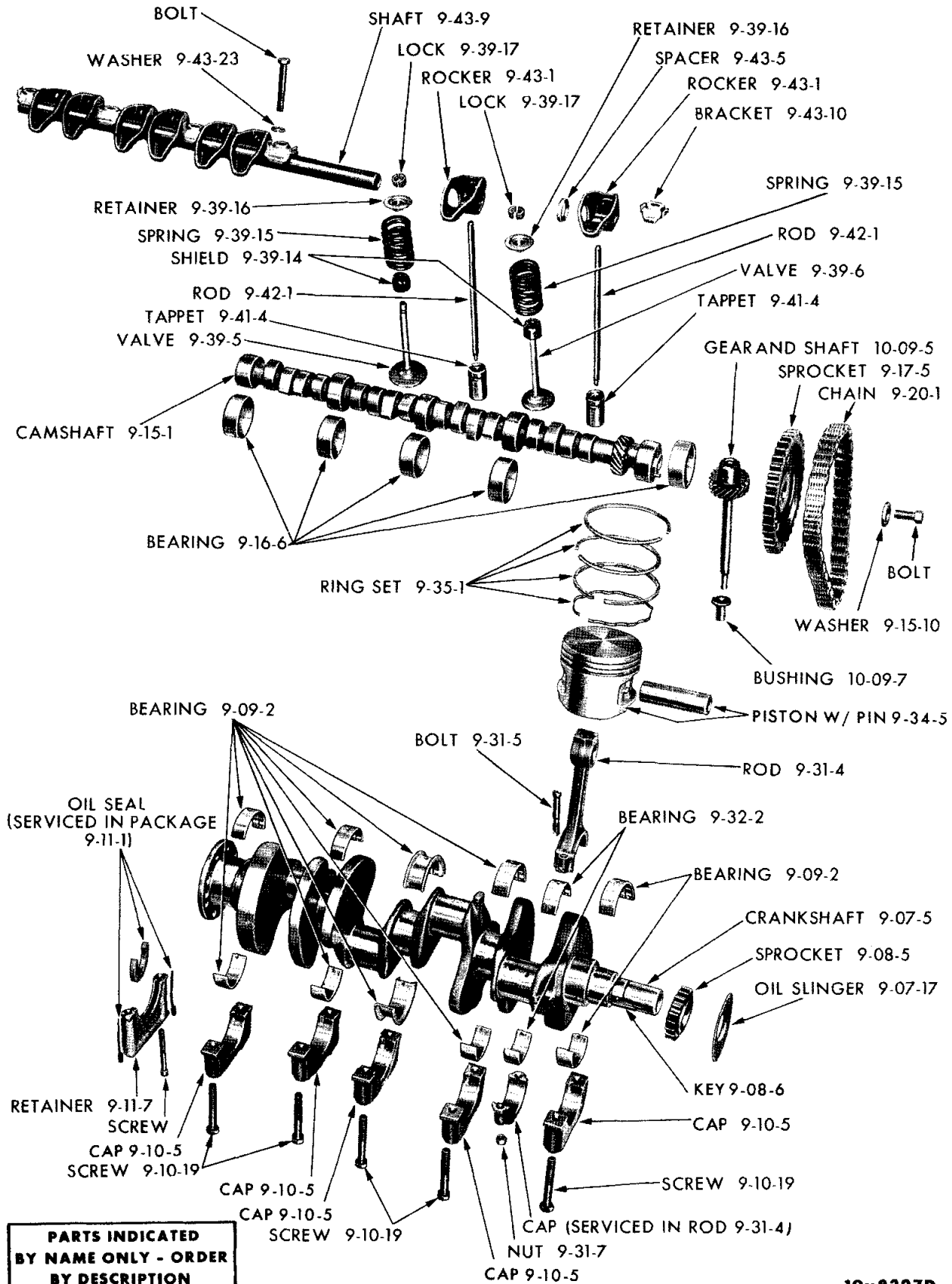
ENGINE INTERNAL PARTS (V8 CYLINDER) - 273 CU. IN. DISPLACEMENT



**PARTS INDICATED
BY NAME ONLY - ORDER
BY DESCRIPTION**

19x6914F

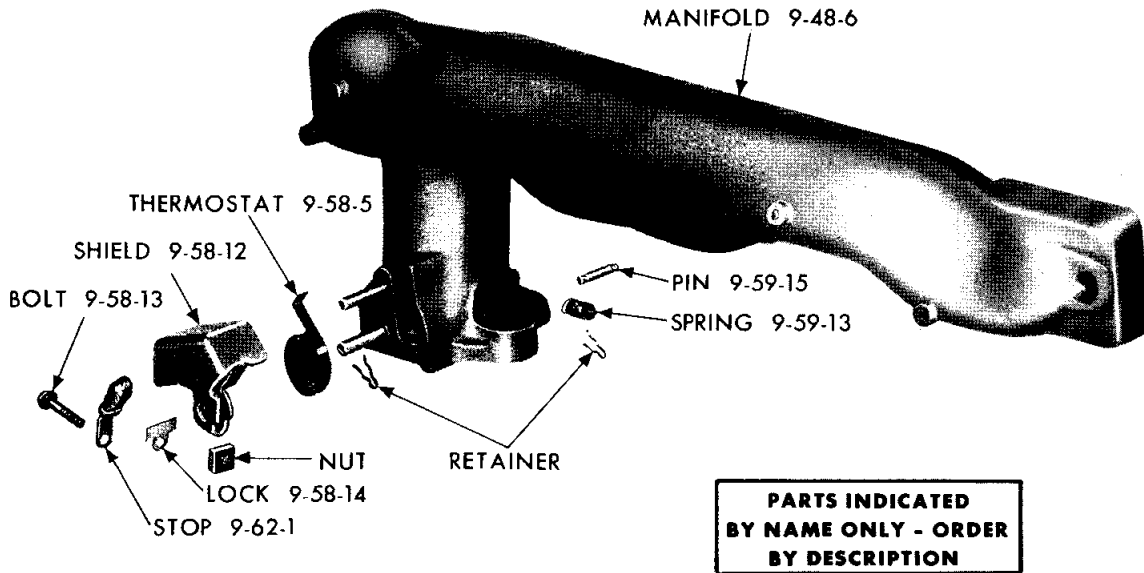
ENGINE INTERNAL PARTS (V8 CYLINDER) - 318 CU. IN. DISPLACEMENT



**PARTS INDICATED
BY NAME ONLY - ORDER
BY DESCRIPTION**

19x8327D

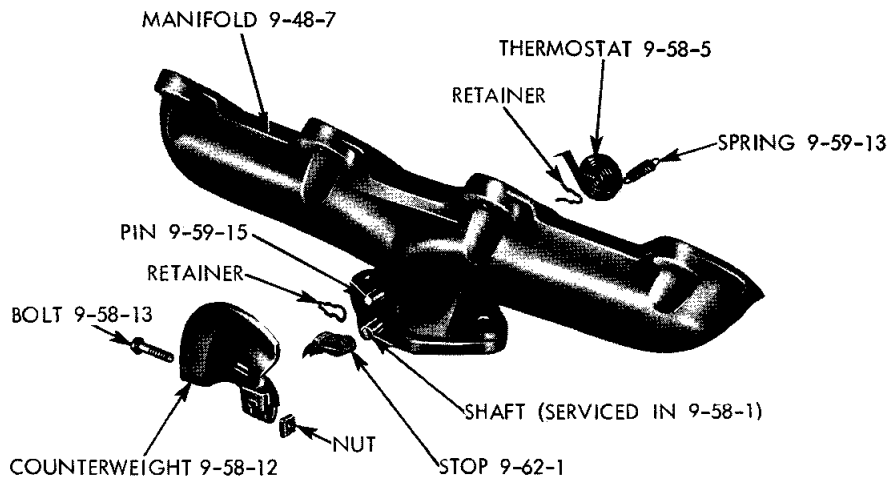
ENGINE INTERNAL PARTS (V8 CYLINDER) - 361, 383, 413 AND 426 STD. CU. IN. DISPLACEMENT



19x8318A

EXHAUST MANIFOLD AND HEAT CONTROLS - 361, 383, 413 AND 426 STD. CU. IN. DISPLACEMENT

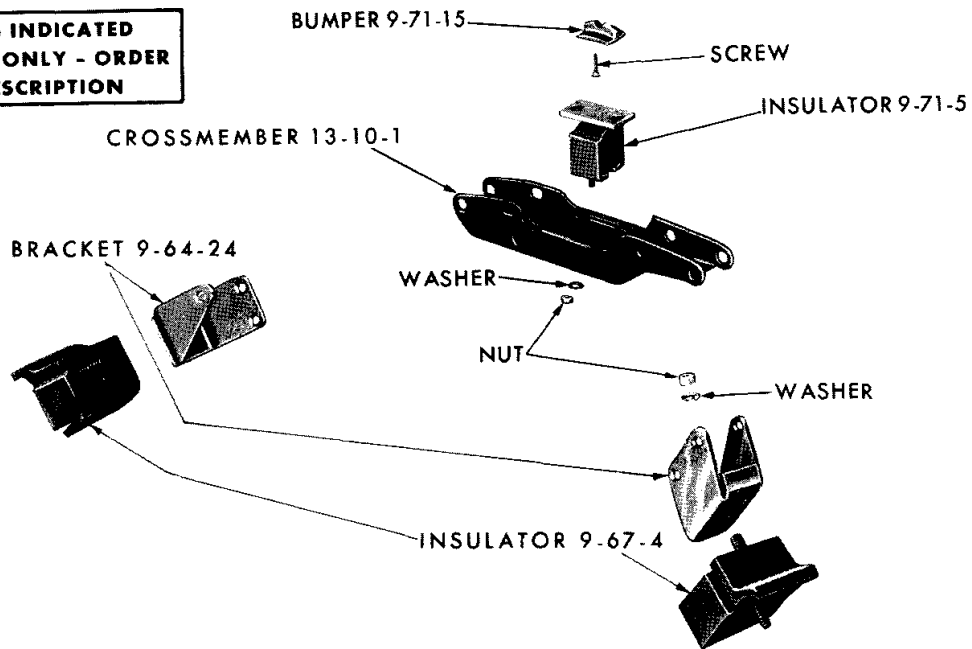
**PARTS INDICATED
BY NAME ONLY - ORDER
BY DESCRIPTION**



19a0158

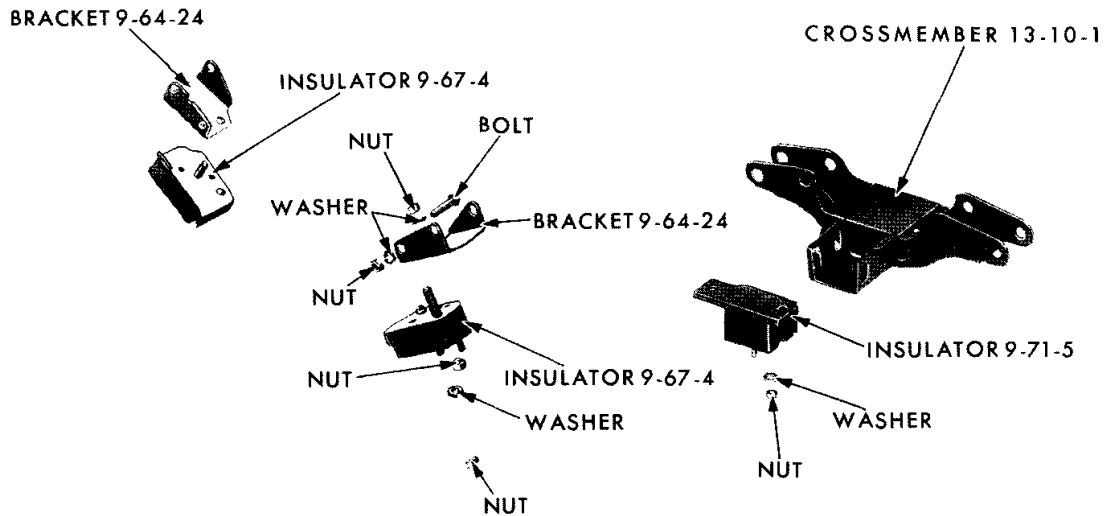
ENGINE EXHAUST MANIFOLD - WITH HEAT CONTROLS

**PARTS INDICATED
BY NAME ONLY - ORDER
BY DESCRIPTION**



19a0314

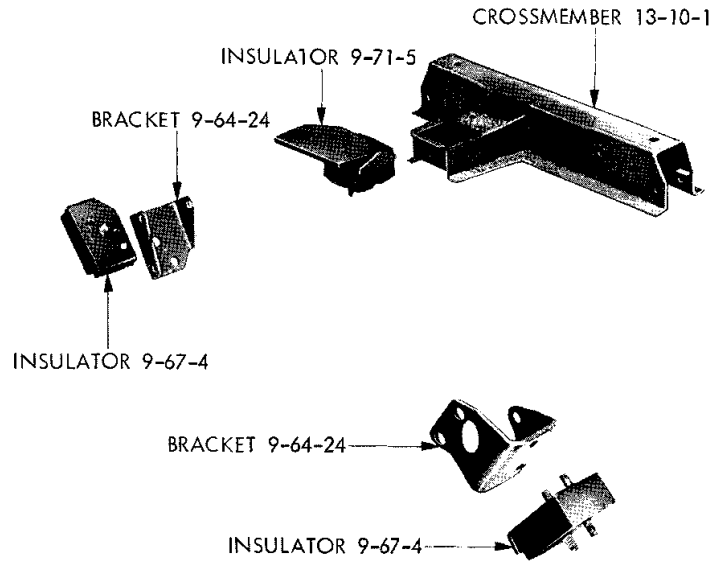
ENGINE MOUNTINGS (V8 CYLINDER) - VALIANT AND DART



**PARTS INDICATED
BY NAME ONLY - ORDER
BY DESCRIPTION**

19x9337B

ENGINE MOUNTINGS (V8 CYLINDER) - BELVEDERE AND CORONET



19a0265

ENGINE MOUNTINGS - PLYMOUTH, DODGE AND CHRYSLER

NOTES

NOTE: The following symbols are used in connection with engine numbers:
 Engine numbers without symbols indicate "Standard Cylinders and Crankshaft Bearings".

The Letter "A" immediately following the engine number indicates Bore .020" (.508 MM.) Larger than Standard.

The Letter "B" immediately following the engine identification number indicates Main and Connecting Rod Bearings .010" (.245 MM.) Smaller than Standard.

The Letters "AB" immediately following the engine identification number indicates Cylinder Bore .020 (.508 MM.) Larger than Standard and the Main and Connecting Rod Bearings .010" (.254 MM.) Smaller than Standard.

The Letters in the circular pads at either end of the engine number are for the use of factory inspectors only and should not be connected with the engine number. Always mention Serial Numbers when ordering major assemblies.

CODE	PART NAME AND DESCRIPTION	PER CAR	CUBIC INCH DISPLACEMENT					
			273	318	361	383	413	426

EIGHT CYLINDER ENGINES

NOTE: It will be noted below, part numbers listed for the 426 cubic inch Engine may be identified, "Standard", or "Hemispherical". "Standard" indicates the 426 Engine designed for normal Street driving. "Hemispherical" indicates the racing version of the same Engine. Where parts are not specifically identified, they apply to all 426 Engines.

9-01-0 ENGINE ASSEMBLY

9-01-5	GASKET SET, Engine V2, L2, R2, W2	1	2585 204						
	R2, W2, P2, D2	1	----	*2585 202					
	R2, W2, P2, D2, C1, C2	1	----	----	2585 206	2585 206			
	D2, C2, C3, Y1	1	----	----	----	----	2585 208		
	R2, W2, P2, D2, 426 Std.	1	----	----	----	----	----		2585 208
	R2, W2, 426 Hemispherical	1	----	----	----	----	----		E2585 560

NOTE: Short Engine Assemblies Consists of: The Cylinder Block with Pistons and Rings, Crankshaft and Bearings, Connecting Rods and Bearings, Camshaft and Bearings, Camshaft Thrust Plate, Camshaft and Crankshaft Sprockets and Timing Chain. On the 8 Cylinder Short Engine Assemblies some of the above parts have been left off to obtain a greater interchangeability.

NOTE: When replacing the 273 Short Engine with Automatic Transmission order Part No. 2463 126 Insert.

9-01-24	SHORT ENGINE, V2, L2, R2, W2	1	2465 551						
	V2, L2, w/Four Barrel Carburetor	1	2536 089						
	w/Low Compression, Export, V2, L2, R2, W2	1	2465 553						
	R2, W2, P2, D2	1	----	*2532 674					
	w/Low Compression, Export, R2, W2, P2, D2	1	----	*2532 675					
	R2, W2	1	----	----	2532 678				
	w/Low Compression, Export, R2, W2	1	----	----	2532 679				
	w/10 to 1 Compression Ratio, R2, W2, P2, D2, C1, C2	1	----	----	----	2532 680			
	w/9.2 to 1 Compression Ratio, P2, D2, C1	1	----	----	----	2532 681			
	w/Low Compression, Export, C1, C2	1	----	----	----	2532 682			
	D2, C2, C3, Y1	1	----	----	----	----	2532 683		
	w/Low Compression, Export, C3, Y1	1	----	----	----	----	2532 684		
	R2, W2, P2, D2, 426 Std.	1	----	----	----	----	----		2532 685

TYPE LETTERS Indicate: V - Valiant R - Belvedere P - Plymouth C - Chrysler
 L - Dart W - Coronet D - Dodge Y - Imperial

* Indicates use as required. Numerals in parentheses () refer to notes. Printed in U.S.A.
 † Indicates parts not listed in any previous parts book. Prices and specifications subject to change without notice.
 * Indicates change or addition. May 1965, Supersedes Nov. 30, 1964.

CODE	PART NAME AND DESCRIPTION	PER CAR	CUBIC INCH DISPLACEMENT					
			273	318	361	383	413	426
EIGHT CYLINDER ENGINES								
9-01-0 ENGINE ASSEMBLY - Cont'd								
9-01-24	SHORT ENGINE - Cont'd w/12.5 to 1 Compression Ratio, R2, W2, 426 Hemispherical	1	-----	-----	-----	-----	-----	2536 906
9-02-0 CYLINDER BLOCK								
9-02-7	DOWEL, Cylinder Block to Clutch Housing or Torque Converter Housing	2	1122 532	1122 532	1122 532	1122 532	1122 532	1122 532
9-02-9	DOWEL, Cylinder Block to No. 5 Bearing Cap .	1	1408 853	1408 853				
9-02-16	PLUG, Core Hole	2	2406 387					
	Core Hole 1.635	★	2406 356	2406 356	2406 356	2406 356	2406 356	2406 356
	Core Hole 1.695	★	2406 575	2406 575	2406 575	2406 575	2406 575	2406 575
9-02-17	PLUG, Cylinder Block Oil Line	1	1324 464	1324 464				
9-03-0 CYLINDER HEAD								
9-03-4	HEAD, Cylinder	2	2532 080	2402 116	2406 732	2406 732	2406 732	
	426 Std.	2	-----	-----	-----	-----	-----	2406 732
	426 Hemispherical . . .	2	-----	-----	-----	-----	-----	2531 108
	STUD, 426 Hemispherical	8	-----	-----	-----	-----	-----	ⓔ6026 243
	WASHER, 426 Hemispherical	8	-----	-----	-----	-----	-----	6026 141
	BOLT, 426 Hemispherical	16	-----	-----	-----	-----	-----	6026 142
	WASHER, 426 Hemispherical	16	-----	-----	-----	-----	-----	6026 140
9-03-5	GASKET, Cylinder Head	2	2463 338	2525 062	1851 579	1851 579	1851 579	
	426 Std.	2	-----	-----	-----	-----	-----	1851 579
	426 Hemispherical . . .	2	-----	-----	-----	-----	-----	2658 320
9-03-10	SCREW, Cylinder Head							
	Short, 1/2" x 1 7/8" . . .	10	2463 258					
	Long, 1/2" x 3 5/8" . . .	8	2463 259					
	Long, 1/2" x 4 5/8" . . .	2	2463 260					
	Short, 1/2" x 2 7/8" . . .	10	-----	1618 695				
	Long, 1/2" x 6.62" . . .	10	-----	1618 696				
	Short, 7/8" x 1 27/32" . .	24	-----	-----	1739 605	1739 605	1739 605	
	Long, 7/16" x 3 7/8" . . .	10	-----	-----	1739 606	1739 606	1739 606	
	Short, 426 Std.	24	-----	-----	-----	-----	-----	1739 605
	Long, 426 Std.	10	-----	-----	-----	-----	-----	1739 606
	Long, 426 Hemispherical	10	-----	-----	-----	-----	-----	2468 192
	WASHER, 426 Hemispherical	10	-----	-----	-----	-----	-----	6026 141
9-03-11	NUT, Cylinder Head Stud, 426 Hemispherical	8	-----	-----	-----	-----	-----	ⓔ2658 882

TYPE LETTERS Indicate: V - Valiant R - Belvedere P - Plymouth C - Chrysler
L - Dart W - Coronet D - Dodge Y - Imperial

★ Indicates use as required. Numerals in parentheses () refer to notes. Printed in U.S.A.
ⓔ Indicates parts not listed in any previous parts book. Prices and specifications subject to change without notice.
March 1966 Supersedes May 1965. * Indicates change or addition.

1965 PASSENGER CAR PARTS CATALOG

ENGINE

Page 9-31

ENGINE	PART NAME AND DESCRIPTION	PER CAR	CUBIC INCH DISPLACEMENT					
			273	318	361	383	413	426

EIGHT CYLINDER ENGINES

9-03-0 CYLINDER HEAD - Cont'd

9-03-18	PLUG, Cylinder Head							
	Core Hole 1.2605	★	2406 387	----	2406 387	2406 387	2406 387	2406 387
	Core Hole 1.3280	★	----	----	2463 042	2463 042	2463 042	2463 042
	Core Hole, 426							
	Hemispherical	4	----	----	----	----	----	1392 371
9-03-28	COVER, Cylinder Head,							
	Right, w/Two Barrel							
	Carburetor, V2, L2	1	2532 699					
	Right, w/Two Barrel							
	Carburetor, R2, W2	1	2465 543					
	Left, w/Two Barrel							
	Carburetor	1	2465 383					
	Right, w/Four Barrel							
	Carburetor, V2, L2	1	2532 605					
	Left, w/Four Barrel							
	Carburetor, V2, L2	1	2532 602					
	Right	1	----	2532 781				
	Left	1	----	2402 746				
	Right, R2, W2	1	----	----	2468 171	2468 171		
	Right, P2, D2, C1,							
	C2, C3	1	----	----	----	2532 094	2532 094	
	Left, R2, W2, P2, D2,							
	C1, C2, C3	1	----	----	2536 435	2536 435	2536 435	
	Right, Y1	1	----	----	----	----	2463 365	
	Left, Y1	1	----	----	----	----	2463 366	
	Right, R2, W2, 426 Std.	1	----	----	----	----	----	2465 394
	Right, P2, D2, 426 Std.	1	----	----	----	----	----	2532 253
	Left, R2, W2, 426 Std.	1	----	----	----	----	----	2463 857
	Left, P2, D2, 426 Std.	1	----	----	----	----	----	2536 695
	Right, 426 Hemispherical	1	----	----	----	----	----	2532 715
	Left, 426 Hemispherical	1	----	----	----	----	----	2468 219
	SCREW, w/WASHER	10	6025 667					
	STUD, 426 Std.	12	----	----	6024 845	6024 845	6024 845	6024 845
	STUD, 426							
	Hemispherical	20	----	----	----	----	----	*6024 845
	NUT, w/WASHER	★	----	----	6022 582	6022 582	6022 582	6022 582
9-03-29	GASKET, Cylinder Head							
	Cover	2	2463 290	2128 407	2463 168	2463 168	2463 168	
	426 Std.	2	----	----	----	----	----	2463 168
	426 Hemispherical	2	----	----	----	----	----	2468 022
9-03-34	SEAL, Cylinder Head							
	Core Hole Plug, 426							
	Hemispherical	4	----	----	----	----	----	2128 962

9-05-0 CYLINDER HEAD WATER OUTLET ELBOW

9-05-5	ELBOW, 3/4" Neck Angle	1	1855 393	1855 393	1855 393	1855 393	1855 393	
	2" Neck Angle	1	1855 605	1855 605	1855 605	1855 605	1855 605	
	426 Std.	1	----	----	----	----	----	1855 393
	426 Hemispherical	1	----	----	----	----	----	2536 726
	WASHER, 426							
	Hemispherical	2	----	----	----	----	----	6022 190
9-05-6	GASKET, Elbow	1	50 082	50 082	50 082	50 082	50 082	50 082

TYPE LETTERS Indicate:

V - Valiant
L - DartR - Belvedere
W - CoronetP - Plymouth
D - DodgeC - Chrysler
Y - Imperial

★Indicates use as required.

EIndicates parts not listed in any previous parts book.

* Indicates change or addition.

Numerals in parentheses () refer to notes.

Printed in U.S.A.

Prices and specifications subject to change without notice.

CODE	PART NAME AND DESCRIPTION	PER CAR	CUBIC INCH DISPLACEMENT				
			273	318	361	383	413

EIGHT CYLINDER ENGINES

9-07-0 CRANKSHAFT

9-07-5	CRANKSHAFT, w/Manual Trans.	1	2268 119					
	w/Automatic Trans., except Taxi	1	2463 551					
	w/Automatic Trans., w/Taxi	1	2268 119					
		1	----	2268 119	2268 114	2268 114	2264 354	
	426 Std.	1	----	----	----	----	----	2264 354
	426 Hemispherical	1	----	----	----	----	----	2463 549
9-07-8	SCREW, Crankshaft 3/4" x 2 1/4"	1	1821 414	1821 414				
	3/4" x 1.62"	1	1821 177	1821 177				
		1	----	----	1731 525	1731 525	1731 525	1731 525
9-07-12	INSERT, Crankshaft Torque Converter Pilot, w/Automatic Trans.	1	2463 126					
	BUSHING, Crankshaft Trans. Drive Pinion, w/Manual Trans.	1	53 298	53 298	53 298	53 298	53 298	53 298
9-07-17	OIL SLINGER	1	1618 686	1618 686	1618 686	1618 686	1618 686	1618 686
9-07-22	WASHER, Crankshaft Screw	1	1855 561	1855 561	1855 561	1855 561	1855 561	1855 561

9-08-0 CRANKSHAFT SPROCKET

9-08-5	SPROCKET	1	*2463 385	*2463 385				
	UP TO Eng. Nos. A36-5-3, A38-5-3, A41-5-3	1	----	----	*2128 912	*2128 912	*2128 912	
	AFTER Eng. Nos. A36-5-3, A38-5-3, A41-5-3	1	----	----	*2532 491	*2532 491	*2532 491	
	426 Std. UP TO Eng. No. A42-5-3	1	----	----	----	----	----	*2128 912
	426 Std. AFTER Eng. No. A42-5-3	1	----	----	----	----	----	*2532 491
	426 Hemispherical	1	----	----	----	----	----	2205 568
	KEY	1	152 191	152 191	152 191	152 191	152 191	152 191

9-09-0 CRANKSHAFT BEARING PACKAGE

NOTE: When .001 thicker wall crankshaft main bearings are used for engines in production a Maltese Cross is stamped on the model pad of the cylinder block.

NOTE: Crankshaft Bearing Packages consist of one upper and one lower Bearing.

9-09-2	BEARING PACKAGE, Nos. 1, 2 and 4 Std.	3	2084 005	2084 005				
	.001 U/S.	3	2084 006	2084 006				
	.002 U/S.	3	2084 007	2084 007				
	.003 U/S.	3	2275 387	2275 387				
	.010 U/S.	3	2084 008	2084 008				
	.012 U/S.	3	2275 388	2275 388				
	No. 3 Std., 426 Std.	1	1879 627	1879 627	1818 524	1818 524	1879 378	1879 378
	.001 U/S., 426 Std.	1	1879 628	1879 628	1818 525	1818 525	1879 379	1879 379
	.002 U/S., 426 Std.	1	1879 629	1879 629	1818 526	1818 526	1879 380	1879 380

TYPE LETTERS indicate: V - Valiant R - Belvedere P - Plymouth C - Chrysler
L - Dart W - Coronet D - Dodge Y - Imperial

*Indicates use as required. Numerals in parentheses () refer to notes. Printed in U.S.A.
 †Indicates parts not listed in any previous parts book. Prices and specifications subject to change without notice.
 March 1966 Supersedes May 1965. * Indicates change or addition.

CODE	PART NAME AND DESCRIPTION	PER CAR	CUBIC INCH DISPLACEMENT				
			273	318	361	383	413

EIGHT CYLINDER ENGINES

9-09-0 CRANKSHAFT BEARING PACKAGE - Cont'd

9-09-2	BEARING PACKAGE - Cont'd							
	.003 U/S., 426 Std.	1	2275 389	2275 389	1818 527	1818 527	1879 381	1879 381
	.010 U/S., 426 Std.	1	1879 630	1879 630	1818 528	1818 528	1879 382	1879 382
	.012 U/S., 426 Std.	1	2275 390	2275 390	1818 529	1818 529	1879 383	1879 383
	No. 5 Std.	1	1643 151	1643 151				
	.001 U/S.	1	1643 152	1643 152				
	.002 U/S.	1	1643 153	1643 153				
	.003 U/S.	1	1643 154	1643 154				
	.010 U/S.	1	1643 155	1643 155				
	.012 U/S.	1	1643 156	1643 156				
	No. 1 Std., 426 Std.	1	----	----	2084 810	2084 810	2084 814	2084 814
	.001 U/S., 426 Std.	1	----	----	2084 811	2084 811	2084 815	2084 815
	.002 U/S., 426 Std.	1	----	----	2084 812	2084 812	2084 816	2084 816
	.003 U/S., 426 Std.	1	----	----	2275 391	2275 391	2275 395	2275 395
	.010 U/S., 426 Std.	1	----	----	2084 813	2084 813	2084 817	2084 817
	.012 U/S., 426 Std.	1	----	----	2275 392	2275 392	2275 396	2275 396
	Nos. 2, 4 and 5 Std., 426 Std.	3	----	----	2084 833	2084 833	2084 829	2084 829
	.001 U/S., 426 Std.	3	----	----	2084 834	2084 834	2084 830	2084 830
	.002 U/S., 426 Std.	3	----	----	2084 835	2084 835	2084 831	2084 831
	.003 U/S., 426 Std.	3	----	----	2275 393	2275 393	2275 397	2275 397
	.010 U/S., 426 Std.	3	----	----	2084 836	2084 836	2084 832	2084 832
	.012 U/S., 426 Std.	3	----	----	2275 394	2275 394	2275 398	2275 398
	No. 1 Std., 426 Hemispherical	1	----	----	----	----	----	2448 379
	Nos. 2, 4 and 5 Std., 426 Hemispherical	3	----	----	----	----	----	2448 380
	No. 3 Std., 426 Hemispherical	1	----	----	----	----	----	2448 381

9-10-0 CRANKSHAFT BEARING CAP

9-10-2	OIL SEAL PACKAGE, Crankshaft Bearing No. 5 Cap	1	1326 091	1326 091				
9-10-5	CAP, Nos. 1, 2 and 4	3	1632 519	1632 519	1852 914	1852 914		
	No. 3, except Taxi	1	*2463 582					
	No. 3, w/Taxi	1	2463 582					
	No. 3	1	----	2463 582	1852 915	1852 915		
	No. 5	1	2275 446	2275 446	2206 315	2206 315		
	Nos. 1, 2 and 4, 426 Std.	3	----	----	----	----	1852 910	1852 910
	No. 3, 426 Std.	1	----	----	----	----	1852 911	1852 911
	No. 5, 426 Std.	1	----	----	----	----	2206 316	2206 316
9-10-19	SCREW, Crankshaft Bearing Cap	10	1618 695	1618 695	1408 867	1408 867	1408 867	
	426 Std.	10	----	----	----	----	----	1408 867
	426 Hemispherical	★	----	----	----	----	----	*6025 048
9-10-26	WASHER, Crankshaft Bearing Cap Bolt, 426 Hemispherical	10	----	----	----	----	----	2468 135
	WASHER, Crankshaft Bearing Cap Bolt, Side, 426 Hemispherical	6	----	----	----	----	----	1536 242

TYPE LETTERS Indicate: V - Valiant R - Belvedere P - Plymouth C - Chrysler
L - Dart W - Coronet D - Dodge Y - Imperial

★Indicates use as required. Numerals in parentheses () refer to notes. Printed in U.S.A.
 †Indicates parts not listed in any previous parts book. Prices and specifications subject to change without notice.
 * Indicates change or addition. March 1966 Supersedes May 1965.

CODE	PART NAME AND DESCRIPTION	PER CAR	CUBIC INCH DISPLACEMENT					
			273	318	361	383	413	426
EIGHT CYLINDER ENGINES								
9-11-0 CRANKSHAFT REAR BEARING OIL SEAL								
9-11-1	OIL SEAL PACKAGE . . .	1	1326 093	1326 093				
		1	-----	-----	2275 365	2275 365	2275 365	2275 365
9-11-7	RETAINER, 426 Std.	1	-----	-----	1945 473	1945 473	1945 473	1945 473
	426 Hemispherical	1	-----	-----	-----	-----	-----	2536 597
	SCREW	2	-----	-----	9418 005	9418 005	9418 005	9418 005
9-13-0 CRANKSHAFT VIBRATION DAMPER								
9-13-5	DAMPER	1	1947 235					
	w/Manual Trans.	1	-----	1947 235				
	w/Automatic Trans.	1	-----	2402 090				
	426 Std.	1	-----	-----	2275 897	2275 897	2275 897	2275 897
	426 Hemispherical	1	-----	-----	-----	-----	-----	2532 795
9-15-0 CAMSHAFT								
9-15-1	CAMSHAFT, w/Two Barrel Carburetor . . .	1	2463 360					
	w/Four Barrel Carburetor, V2, L2 . . .	1	2465 679					
		1	-----	2268 990	2268 405			
	w/Two Barrel Carbu- retor, P2, D2, C1 . . .	1	-----	-----	-----	2268 405		
	w/Four Barrel Carbu- retor, R2, W2, P2 . . .	1	-----	-----	-----	2129 203		
	w/Four Barrel Carbu- retor, D2, C1, C2 . . .	1	-----	-----	-----	2268 405		
	w/Four Barrel Carbu- retor, D2, C3, Y1 . . .	1	-----	-----	-----	-----	2532 190	
	w/Four Barrel Carbu- retor, D2 Police, C2, C3 Special	1	-----	-----	-----	-----	2129 203	
	426 Std.	1	-----	-----	-----	-----	-----	2129 203
	CAMSHAFT PACKAGE, w/Valve TAPPET, Assembly, 426 Hemispherical . . .	1	-----	-----	-----	-----	-----	2532 749
9-15-2	ECCENTRIC, Camshaft. .	1	1618 718	1618 718				
9-15-6	PLATE, Sprocket Thrust	1	1946 992	1946 992				
9-15-10	WASHER, Sprocket Re- taining Screw	1	1618 732	1618 732				
	426 Std.	1	-----	-----	6023 053	6023 053	6023 053	6023 053
9-16-0 CAMSHAFT BEARING								
9-16-6	BEARING, Camshaft							
	No. 1	1	1632 522	1632 522	1821 771	1821 771	1821 771	1821 771
	No. 2	1	1632 523	1632 523	1821 772	1821 772	1821 772	1821 772
	No. 3	1	1632 524	1632 524	1821 773	1821 773	1821 773	1821 773
	No. 4	1	1632 525	1632 525	1821 774	1821 774	1821 774	1821 774
	No. 5	1	1632 526	1632 526	1821 775	1821 775	1821 775	1821 775
9-16-17	PLUG, Camshaft Rear Bearing	1	1821 722	1821 722	2402 905	2402 905	2402 905	2402 905

TYPE LETTERS Indicate: V - Valiant R - Belvedere P - Plymouth C - Chrysler
L - Dart W - Coronet D - Dodge Y - Imperial

* Indicates use as required. Numerals in parentheses () refer to notes. Printed in U.S.A.
 ☐ Indicates parts not listed in any previous parts book. Prices and specifications subject to change without notice.
 March 1966 Supersedes May 1965. * Indicates change or addition.

CODE	PART NAME AND DESCRIPTION	PER CAR	CUBIC INCH DISPLACEMENT					
			273	318	361	383	413	426

EIGHT CYLINDER ENGINES

9-17-0 CAMSHAFT SPROCKET

9-17-5	SPROCKET	1	*2463 386	*2463 386					
	UP TO Eng. Nos. A-36-5-3, A38-5-3, A41-5-3	1	-----	-----	*1737 622	*1737 622	*1737 622		
	AFTER Eng. Nos. A36-5-3, A38-5-3, A41-5-3	1	-----	-----	*2532 490	*2532 490	*2532 490		
	426 Std. UP TO Eng. No. A42-5-3	1	-----	-----	-----	-----	-----		*1737 622
	426 Std. AFTER Eng. No. A42-5-3	1	-----	-----	-----	-----	-----		*2532 490
	426 Hemispherical . . .	1	-----	-----	-----	-----	-----		E2463 037
	SCREW, Hemispherical	1	-----	-----	-----	-----	-----		E6026 050
	KEY	1	106 751	106 751					

9-17-7	WASHER, Camshaft Sprocket Retaining Screw, 426 Hemi- spherical.	1	-----	-----	6023 053	6023 053	6023 053		2532 281
--------	--	---	-------	-------	----------	----------	----------	--	----------

9-20-0 TIMING CHAIN

9-20-1	CHAIN	1	*2463 384	*2463 384					
	UP TO Eng. Nos. A36-5-3, A38-5-3, A41-5-3	1	-----	-----	*2202 499	*2202 499	*2202 499		
	AFTER Eng. Nos. A36-5-3, A38-5-3, A41-5-3	1	-----	-----	*2532 492	*2532 492	*2532 492		
	426 Std. UP TO Eng. No. A42-5-3	1	-----	-----	-----	-----	-----		*2202 499
	426 Std. AFTER Eng. No. A42-5-3	1	-----	-----	-----	-----	-----		*2532 492
	426 Hemispherical . . .	1	-----	-----	-----	-----	-----		2205 569

9-23-0 CHAIN CASE COVER

9-23-5	COVER	1	1944 773	1944 773	2120 627	2120 627	2120 627	2120 627
	WASHER	12	-----	-----	6022 181	6022 181	6022 181	6022 181
9-23-17	GASKET, Cover.	1	2129 012	2129 012	2264 794	2264 794	2264 794	2264 794
9-23-18	OIL SEAL, Cover	1	1618 683	1618 683	1737 771	1737 771	1737 771	1737 771
9-23-40	INDICATOR, Timing . . .	1	1947 236	1947 236				

9-31-0 CONNECTING ROD

NOTE: Connecting Rod includes Bearing Cap, Bolt, Nut, Lockwasher and Bushing, but does not include Bearing.

9-31-4	ROD	8	2406 785	2406 785	2406 766	2406 766	2406 770	
	426 Std.	8	-----	-----	-----	-----	-----	2406 770
	426 Hemispherical . . .	8	-----	-----	-----	-----	-----	2532 709
9-31-5	BOLT, Bearing Cap . . .	16	1944 865	1944 865	1737 694	1737 694	1737 694	
	426 Std.	16	-----	-----	-----	-----	-----	1737 694
	426 Hemispherical . . .	16	-----	-----	-----	-----	-----	2468 005
9-31-7	NUT, Bearing Cap Bolt .	16	1737 695	1737 695	1737 695	1737 695	1737 695	
	426 Std.	16	-----	-----	-----	-----	-----	1737 695
	426 Hemispherical . . .	16	-----	-----	-----	-----	-----	2468 006

TYPE LETTERS indicate: V - Valiant R - Belvedere P - Plymouth C - Chrysler
L - Dart W - Coronet D - Dodge Y - Imperial

★ Indicates use as required. Numerals in parentheses () refer to notes. Printed in U.S.A.
 † Indicates parts not listed in any previous parts book. Prices and specifications subject to change without notice.
 * Indicates change or addition. March 1966 Supersedes May 1965.

1965 PASSENGER CAR PARTS CATALOG

ENGINE

CODE	PART NAME AND DESCRIPTION	PER CAR	CUBIC INCH DISPLACEMENT					
			273	318	361	383	413	426

EIGHT CYLINDER ENGINES

9-31-0 CONNECTING ROD- Cont'd

9-31-10	BUSHING	8	1618 701	1618 701				
---------	-------------------	---	----------	----------	--	--	--	--

9-32-0 CONNECTING ROD BEARING PACKAGES

NOTE: When .001 thicker wall connecting rod bearings are used for engines in production a Maltese Cross is stamped on the model pad of the cylinder block.

NOTE: Connecting Rod Bearing Packages consists of one upper and one lower Bearing.

9-32-2	BEARING PACKAGE, Std.	8	1879 617	1879 617	1818 698	1818 698	1818 698	
	.001 U/S.	8	1879 618	1879 618	1818 699	1818 699	1818 699	
	.002 U/S.	8	1879 619	1879 619	1818 700	1818 700	1818 700	
	.003 U/S.	8	1879 620	1879 620	1818 701	1818 701	1818 701	
	.010 U/S.	8	1879 621	1879 621	1818 702	1818 702	1818 702	
	.012 U/S.	8	1879 622	1879 622	1818 703	1818 703	1818 703	
	Std., 426 Std.	8	----	----	----	----	----	1881 794
	.001 U/S., 426 Std. . .	8	----	----	----	----	----	1881 795
	.002 U/S., 426 Std. . .	8	----	----	----	----	----	1881 796
	.003 U/S., 426 Std. . .	8	----	----	----	----	----	2275 413
	.010 U/S., 426 Std. . .	8	----	----	----	----	----	1881 797
	.012 U/S., 426 Std. . .	8	----	----	----	----	----	2275 414
	Std., 426 Hemispherical	8	----	----	----	----	----	2525 484
	.001 U/S.							
	426 Hemispherical. . .	8	----	----	----	----	----	*2808 219
	.002 U/S.							
	426 Hemispherical. . .	8	----	----	----	----	----	*2808 220
	.003 U/S.							
	426 Hemispherical. . .	8	----	----	----	----	----	*2808 221
	.010 U/S.							
	426 Hemispherical. . .	8	----	----	----	----	----	*2808 222
	.011 U/S.							
	426 Hemispherical. . .	8	----	----	----	----	----	E2808 342
	.012 U/S.							
	426 Hemispherical. . .	8	----	----	----	----	----	*2808 223

NOTES

TYPE LETTERS Indicate:

V - Valiant
L - Dart

R - Belvedere
W - Coronet

P - Plymouth
D - Dodge

C - Chrysler
Y - Imperial

★ Indicates use as required.

E Indicates parts not listed in any previous parts book.
March 1966.

Numerals in parentheses () refer to notes.

Printed in U.S.A.

Prices and specifications subject to change without notice.

CODE	PART NAME AND DESCRIPTION	PER CAR	CUBIC INCH DISPLACEMENT				
			273	318	361	383	413

EIGHT CYLINDER ENGINES

9-34-0 PISTON, W/PIN

NOTE: The following Pistons include Pin and Pin Retaining Rings.

9-34-5	PISTON, Std., 3.62" Bore, w/Two Barrel Carburetor	8	2495 072						
	.005 O/S., From 3.62" Bore, w/Two Barrel Carburetor	8	2495 073						
	.020 O/S., From 3.62" Bore, w/Two Barrel Carburetor	8	2495 074						
	.040 O/S., From 3.62" Bore, w/Two Barrel Carburetor	8	2495 075						
	PISTON, Std., 3.62" Bore Nos. 1, 3, 5 and 7, w/Four Barrel Carburetor	4	2585 267						
	Std., 3.62" Bore, Nos. 2, 4, 6 and 8, w/Four Barrel Carburetor	4	2585 268						
	.005 O/S., From 3.62" Bore, Nos. 1, 3, 5 and 7, w/Four Barrel Carburetor	4	2585 269						
	.005 O/S., From 3.62" Bore, Nos. 2, 4, 6 and 8, w/Four Barrel Carburetor	4	2585 270						
	.020 O/S., From 3.62" Bore, Nos. 1, 3, 5 and 7, w/Four Barrel Carburetor	4	2585 271						
	.020 O/S., From 3.62" Bore, Nos. 2, 4, 6 and 8, w/Four Barrel Carburetor	4	2585 272						
	.040 O/S From 3.62" Bore Nos. 1, 3, 5 and 7 w/Four Barrel Carburetor	4	2585 273						
	.040 O/S From 3.62" Bore Nos. 2, 4, 6 and 8 w/Four Barrel Carburetor	4	2585 274						
	Std., 3.62" Bore, L. C. Export	8	2525 012						
	.005 O/S., From 3.62" Bore, L. C. Export	8	2525 013						
	.020 O/S., From 3.62" Bore, L.C. Export	8	2525 014						
	Std., 3.91" Bore	8	----	1843 004					
	.005 O/S., From 3.91" Bore	8	----	1843 005					
	.020 O/S., From 3.91" Bore	8	----	1843 006					

TYPE LETTERS Indicate: V - Valiant R - Belvedere P - Plymouth C - Chrysler
 L - Dart W - Coronet D - Dodge Y - Imperial

★ Indicates use as required. Numerals in parentheses () refer to notes. Printed in U.S.A.
 ☐ Indicates parts not listed in any previous parts book. Prices and specifications subject to change without notice.
 May 1965, Supersedes Nov. 30, 1964. Page 9-36 * Indicates change or addition.

CODE	PART NAME AND DESCRIPTION	PER CAR	CUBIC INCH DISPLACEMENT				
			273	318	361	383	413

EIGHT CYLINDER ENGINES

9-34-0 PISTON, W/PIN - Cont'd

9-34-5	PISTON - Cont'd							
	.040 O/S., From 3.91 Bore	8	----	1843 007				
	Std., 3.91" Bore, L. C. Export	8	----	1843 316				
	.005 O/S., From 3.91" Bore, L. C. Export . .	8	----	1843 317				
	.020 O/S., From 3.91" Bore, L. C. Export . .	8	----	1843 318				
	Std., 4.12" Bore	8	----	----	2240 333			
	.005 O/S., From 4.12" Bore	8	----	----	2240 334			
	.020 O/S., From 4.12" Bore	8	----	----	2240 335			
	.040 O/S., From 4.12" Bore	8	----	----	2240 336			
	Std., 4.25" Bore, Premium Fuel	8	----	----	----	1879 333		
	.020 O/S., From 4.25" Bore, Premium Fuel . .	8	----	----	----	1879 335		
	.040 O/S., From 4.25" Bore, Premium Fuel . .	8	----	----	----	1879 336		
	Std., 4.25" Bore, Std. Fuel	8	----	----	----	2525 433		
	.005 O/S., From 4.25" Bore, Std. Fuel	8	----	----	----	2525 434		
	.020 O/S., From 4.25" Bore, Std. Fuel	8	----	----	----	2525 435		
	.040 O/S., From 4.25" Bore, Std. Fuel	8	----	----	----	2525 436		
	Std., 4.25" Bore, L. C. Export	8	----	----	----	1879 648		
	.005 O/S., From 4.25" Bore, L. C. Export . .	8	----	----	----	1879 649		
	.020 O/S., From 4.25" Bore, L. C. Export . .	8	----	----	----	1879 650		
	Std., 4.18" Bore	8	----	----	----	1879 337		
	.020 O/S., From 4.18" Bore	8	----	----	----	1879 339		
	.040 O/S., From 4.18" Bore	8	----	----	----	1879 340		
	Std., 4.18" Bore, L. C. Export	8	----	----	----	1879 638		
	.005 O/S., From 4.18" Bore, L. C. Export . .	8	----	----	----	1879 639		
	.020 O/S., From 4.18" Bore, L. C. Export . .	8	----	----	----	1879 640		
	Std., 4.25" Bore, w/10.3 to 1 Compression Ratio, 426 Std.	8	----	----	----	----	----	2525 008
	.005 O/S., From 4.25" Bore, w/10.3 to 1 Compression Ratio, 426 Std.	8	----	----	----	----	----	2525 009

TYPE LETTERS Indicate: V - Valiant R - Belvedere P - Plymouth C - Chrysler
 L - Dart W - Coronet D - Dodge Y - Imperial

★Indicates use as required. Numerals in parentheses () refer to notes. Printed in U.S.A.
 ☐Indicates parts not listed in any previous parts book. Prices and specifications subject to change without notice.
 * Indicates change or addition. May 1965, Supersedes Nov. 30, 1964.

CODE	PART NAME AND DESCRIPTION	PER CAR	CUBIC INCH DISPLACEMENT				
			273	318	361	383	413

EIGHT CYLINDER ENGINES

9-34-0 PISTON, W/PIN - Cont'd

9-34-5	PISTON - Cont'd							
	.020 O/S., From 4.25" Bore, w/10.3 to 1 Compression Ratio, 426 Std.	8	-----	-----	-----	-----	-----	2525 010
	.040 O/S., From 4.25" Bore, w/10.3 to 1 Compression Ratio, 426 Std.	8	-----	-----	-----	-----	-----	2525 011
	Std., 4.25" Bore, Nos. 1, 3, 5 and 7, w/12.5 to 1 Compression Ratio, 426 Hemispherical . .	4	-----	-----	-----	-----	-----	E2585 577
	Std., 4.25" Bore, Nos. 2, 4, 6 and 8, w/12.5 to 1 Compression Ratio, 426 Hemispherical . .	4	-----	-----	-----	-----	-----	E2585 578
	.005 O/S., From 4.25" Bore, Nos. 1, 3, 5 and 7, w/12.5 to 1 Compression Ratio, 426 Hemispherical	4	-----	-----	-----	-----	-----	E2585 579
	.005 O/S., From 4.25" Bore, Nos. 2, 4, 6 and 8, w/12.5 to 1 Compression Ratio, 426 Hemispherical	4	-----	-----	-----	-----	-----	E2585 580

9-35-0 PISTON RING SETS

9-35-1	SET, Piston Ring, Std. to .009 O/S., From 3.62" Bore	1	2525 407					
	.020 to .029 O/S., From 3.62" Bore	1	2525 408					
	.040 to .049 O/S., From 3.62" Bore	1	2525 409					
	Std. to .009 O/S., From 3.91" Bore	1	-----	2421 703				
	.020 to .029 O/S., From 3.91" Bore	1	-----	2421 704				
	.040 to .049 O/S., From 3.91" Bore	1	-----	2421 705				
	Std. to .009 O/S., From 4.12" Bore	1	-----	-----	1843 330			
	.020 to .029 O/S., From 4.12" Bore	1	-----	-----	1843 331			
	.040 to .049 O/S., From 4.12" Bore	1	-----	-----	1843 332			
	Std. to .009 O/S., From 4.25" Bore	1	-----	-----	-----	1881 693		
	.020 to .029 O/S., From 4.25" Bore	1	-----	-----	-----	1881 694		
	.040 to .049 O/S., From 4.25" Bore	1	-----	-----	-----	1881 695		

TYPE LETTERS Indicate:

V - Valiant
L - Dart

R - Belvedere
W - Coronet

P - Plymouth
D - Dodge

C - Chrysler
Y - Imperial

★Indicates use as required.

ⓔIndicates parts not listed in any previous parts book.

May 1965, Supersedes Nov. 30, 1964.

Numerals in parentheses () refer to notes.

Prices and specifications subject to change without notice.

Printed in U.S.A.

CODE	PART NAME AND DESCRIPTION	PER CAR	CUBIC INCH DISPLACEMENT					
			273	318	361	383	413	426

EIGHT CYLINDER ENGINES

9-35-0 PISTON RING SETS - Cont'd

9-35-1	SETS - Cont'd							
	Std. to .009 O/S., From 4.18" Bore.	1	-----	-----	-----	-----	-----	1881 699
	.020 to .029 O/S., From 4.18" Bore.	1	-----	-----	-----	-----	-----	1881 700
	.040 to .049 O/S., From 4.18" Bore.	1	-----	-----	-----	-----	-----	1881 701
	Std. to .009 O/S., From 4.25" Bore, 426 Std. .	1	-----	-----	-----	-----	-----	1881 693
	.020 to .029 O/S., From 4.25" Bore, 426 Std. .	1	-----	-----	-----	-----	-----	1881 694
	.040 to .049 O/S., From 4.25" Bore, 426 Std. .	1	-----	-----	-----	-----	-----	1881 695
	Std. to .009 O/S., From 4.25" Bore, w/12.5 to 1 Compression Ratio, 426 Hemispherical	1	-----	-----	-----	-----	-----	2525 497

9-36-0 PISTON PIN

9-36-5	PIN, Std., w/Two Barrel Carb.	8	2463 268					
	.003 O/S., w/Two Barrel Carb.	8	2463 269					
	.008 O/S., w/Two Barrel Carb.	8	2463 270					
	Std., w/Four Barrel Carb.	8	2465 700					
	.003 O/S., w/Four Barrel Carb.	8	2465 701					
	.008 O/S., w/Four Barrel Carb.	8	2465 702					
	Std.	8	-----	1618 738				
	.003 O/S.	8	-----	1618 739				
	.008 O/S.	8	-----	1618 740				
9-36-7	RING, Retaining	16	1324 470	1324 470				
	426 Hemispherical . . .	16	-----	-----	-----	-----	-----	6025 031

9-39-0 VALVE

9-39-1	GASKET PACKAGE, Valve Grinding	1	2585 205	2585 203	2585 207	2585 207	2585 209	
	426 Std.	1	-----	-----	-----	-----	-----	2585 209
	426 Hemispherical . . .	1	-----	-----	-----	-----	-----	E2585 561
9-39-5	VALVE, Intake, Std. . . .	8	2465 335	1945 318	2206 103	2206 103	2206 103	
	.005 O/S.	8	2465 336	1945 319	2206 104	2206 104	2206 104	
	.015 O/S.	8	2465 337	1945 320	2206 105	2206 105	2206 105	
	.030 O/S.	8	2465 338	1945 321	2206 106	2206 106	2206 106	
	Std., 426 Std.	8	-----	-----	-----	-----	-----	2206 103
	.005 O/S., 426 Std. . . .	8	-----	-----	-----	-----	-----	2206 104
	.015 O/S., 426 Std. . . .	8	-----	-----	-----	-----	-----	2206 105
	.030 O/S., 426 Std. . . .	8	-----	-----	-----	-----	-----	2206 106

TYPE LETTERS Indicate: V - Valiant R - Belvedere P - Plymouth C - Chrysler
L - Dart W - Coronet D - Dodge Y - Imperial

★ Indicates use as required. Numerals in parentheses () refer to notes. Printed in U.S.A.
 ☐ Indicates parts not listed in any previous parts book. Prices and specifications subject to change without notice.
 * Indicates change or addition. May 1965, Supersedes Nov. 30, 1964.

CODE	PART NAME AND DESCRIPTION	PER CAR	CUBIC INCH DISPLACEMENT					
			273	318	361	383	413	
EIGHT CYLINDER ENGINES								
9-39-0 VALVE - Cont'd								
9-39-5	VALVE - Cont'd							
	Std., 426 Hemispherical	8	----	----	----	----	----	E2531 115
	.005 O/S., 426 Hemispherical	8	----	----	----	----	----	E2531 127
	.015 O/S., 426 Hemispherical	8	----	----	----	----	----	E2531 128
	.030 O/S., 426 Hemispherical	8	----	----	----	----	----	E2531 129
9-39-6	VALVE, Exhaust, Std.	8	2465 339	1852 248	1737 698	1737 698	1737 698	
	.005 O/S.	8	2465 340	1852 251	1739 612	1739 612	1739 612	
	.015 O/S.	8	2465 341	1852 252	1739 613	1739 613	1739 613	
	.030 O/S.	8	2465 342	1852 253	1739 614	1739 614	1739 614	
	Std., 426 Std.	8	----	----	----	----	----	1737 698
	.005 O/S., 426 Std.	8	----	----	----	----	----	1739 612
	.015 O/S., 426 Std.	8	----	----	----	----	----	1739 613
	.030 O/S., 426 Std.	8	----	----	----	----	----	1739 614
	Std., 426 Hemispherical	8	----	----	----	----	----	E2531 116
	.005 O/S., 426 Hemispherical	8	----	----	----	----	----	E2536 797
	.015 O/S., 426 Hemispherical	8	----	----	----	----	----	E2536 798
	.030 O/S., 426 Hemispherical	8	----	----	----	----	----	E2536 799
9-39-9	SEAT, Exhaust Valve, 426 Hemispherical	8	----	----	----	----	----	E2531 112
	.010 O/S	8	----	----	----	----	----	E2658 252
9-39-10	GUIDE, Exhaust Valve, 426 Hemispherical	8	----	----	----	----	----	E2531 114
	Intake Valve, 426 Hemispherical	8	----	----	----	----	----	E2531 113
9-39-11	OIL SEAL PACKAGE, Intake Valve Stem, 426 Hemispherical	8	----	----	----	----	----	*2525 449
9-39-12	SEAT, Intake Valve, 426 Hemispherical	8	----	----	----	----	----	E2531 111
	.010 O/S	8	----	----	----	----	----	E2658 251
9-39-14	SHIELD, Valve Stem Oil	16	2205 958	----	2121 686	2121 686	2121 686	
	Intake Valve Stem Oil	8	----	2205 958	----	----	----	
	Exhaust Valve Stem Oil	8	----	2205 959	----	----	----	
	426 Std.	16	----	----	----	----	----	2121 686
9-39-15	SPRING	16	1739 534	1739 534	----	----	----	
	w/o Damper	16	----	----	1944 854	1944 854	1944 854	
	w/DAMPER, Intake Valve	8	----	----	----	1855 042	1855 042	
	w/DAMPER, Exhaust Valve	8	----	----	----	1944 854	1944 854	
	w/DAMPER, Intake Valve, 426 Std.	8	----	----	----	----	----	1855 042
	w/DAMPER, Exhaust Valve, 426 Std.	8	----	----	----	----	----	1944 854
	w/DAMPER, 426 Hemispherical	16	----	----	----	----	----	*2532 258

TYPE LETTERS Indicate: V - Valiant R - Belvedere P - Plymouth C - Chrysler
 L - Dart W - Coronet D - Dodge Y - Imperial

*Indicates use as required. Numerals in parentheses () refer to notes. Printed in U.S.A.
 †Indicates parts not listed in any previous parts book. Prices and specifications subject to change without notice.
 May 1965, Supersedes Nov. 30, 1964. Page 9-40 * Indicates change or addition.

CODE	PART NAME AND DESCRIPTION	PER CAR	CUBIC INCH DISPLACEMENT						
			273	318	361	383	413		
EIGHT CYLINDER ENGINES									
9-39-O VALVE - Cont'd									
9-39-16	RETAINER, Spring	16	E2402 045	E2402 045	E2402 045	E2402 045	E2402 045		
	426 Std.	16	-----	-----	-----	-----	-----	E2402 045	
	426 Hemispherical	16	-----	-----	-----	-----	-----	2468 109	
9-39-17	LOCK, Intake Valve								
	Spring Retainer	16	381 875	381 875	381 875	381 875	381 875		
	426 Std.	16	-----	-----	-----	-----	-----	381 875	
	LOCK, Exhaust Valve								
	Spring Retainer	16	1614 666	1614 666	1614 666	1614 666	1614 666		
	426 Std.	16	-----	-----	-----	-----	-----	1614 666	
	LOCK, Valve Spring								
	Retainer, 426 Hemi- spherical	32	-----	-----	-----	-----	-----	2264 658	
9-39-21	SPACER, Valve Spring . .	★	1639 947	1639 947	1859 144	1859 144	1859 144		
	426 Std.	★	-----	-----	-----	-----	-----	*1859 144	
	426 Hemispherical	16	-----	-----	-----	-----	-----	E2531 117	
9-41-O VALVE TAPPET									
9-41-1	SILENCER PACKAGE, Tappet Chamber	1	-----	-----	1879 747	1879 747	1879 747		
	426 Std.	1	-----	-----	-----	-----	-----	1879 747	
9-41-4	TAPPET, Std.	16	2203 250	2203 250	2084 029	2084 029	2084 029		
	.001 O/S.	16	2203 252	2203 252	2084 030	2084 030	2084 030		
	.008 O/S.	16	2269 024	2269 024	2084 031	2084 031	2084 031		
	.030 O/S.	16	1739 359	1739 359	2084 032	2084 032	2084 032		
	Std., 426 Std.	16	-----	-----	-----	-----	-----	2084 029	
	.001 O/S., 426 Std. . . .	16	-----	-----	-----	-----	-----	2084 030	
	.008 O/S., 426 Std. . . .	16	-----	-----	-----	-----	-----	2084 031	
	.030 O/S., 426 Std. . . .	16	-----	-----	-----	-----	-----	2084 032	
	Std., 426 Hemispherical	16	-----	-----	-----	-----	-----	2402 288	
	.001 O/S., 426 Hemi- spherical	16	-----	-----	-----	-----	-----	2402 289	
	.008 O/S., 426 Hemi- spherical	16	-----	-----	-----	-----	-----	2402 290	
	.030 O/S., 426 Hemi- spherical	16	-----	-----	-----	-----	-----	2402 719	
9-42-O VALVE PUSH ROD									
9-42-1	ROD	16	2465 343	1637 721	1737 757	1737 757			
	426 Std.	16	-----	-----	-----	-----	1851 669	1851 669	
	Intake Valve, 426								
	Hemispherical	8	-----	-----	-----	-----	-----	2468 092	
	Exhaust Valve, 426								
	Hemispherical	8	-----	-----	-----	-----	-----	2468 094	
9-43-O VALVE ROCKER									
9-43-1	ROCKER	16	2465 332						
	Intake Valve	8	-----	1859 919					
	Exhaust Valve	8	-----	1854 953					
	Right	8	-----	-----	1737 646	1737 646	1737 646		
	Left	8	-----	-----	1737 645	1737 645	1737 645		
	Right, 426 Std.	8	-----	-----	-----	-----	-----	1737 646	
	Left, 426 Std.	8	-----	-----	-----	-----	-----	1737 645	

TYPE LETTERS Indicate:

V - Valiant
L - DartR - Belvedere
W - CoronetP - Plymouth
D - DodgeC - Chrysler
Y - Imperial

★Indicates use as required.

EIndicates parts not listed in any previous parts book.

* Indicates change or addition.

Numerals in parentheses () refer to notes.

Prices and specifications subject to change without notice.

Printed in U.S.A.

CODE	PART NAME AND DESCRIPTION	PER CAR	CUBIC INCH DISPLACEMENT					
			273	318	361	383	413	426
EIGHT CYLINDER ENGINES								
9-43-O VALVE ROCKER - Cont'd								
9-43-1	ROCKER - Cont'd							
	Intake Valve, 426 Hemispherical	8	----	----	----	----	----	2468 173
	Exhaust Valve, Hemispherical	8	----	----	----	----	----	2468 174
9-43-2	BUSHING, Intake Valve Rocker, 426 Hemispherical	8	----	----	----	----	----	2468 898
	BUSHING, Exhaust Valve Rocker, 426 Hemispherical	8	----	----	----	----	----	2468 132
9-43-3	SCREW, Adjusting	16	1855 238	1855 238				
	426 Hemispherical	16	----	----	----	----	----	2402 525
	NUT, 426 Hemispherical	16	----	----	----	----	----	*6023 587
9-43-5	SPACER, Valve Rocker	8	2463 324	----	1737 756	1737 756	1737 756	
	426 Std.	8	----	----	----	----	----	1737 756
9-43-9	SHAFT, Valve Rocker	2	2463 321	1618 671	2465 850	2465 850	2465 850	
	426 Std.	2	----	----	----	----	----	2465 850
	Intake Valve Rocker, 426 Hemispherical	2	----	----	----	----	----	2468 124
	Exhaust Valve Rocker, 426 Hemispherical	2	----	----	----	----	----	2468 126
9-43-10	BRACKET, Valve Rocker Shaft Support, 426 Hemispherical	4	----	----	----	----	----	2468 089
	Intermediate, 426 Hemispherical	4	----	----	----	----	----	2468 088
	Right Front and Left Rear Off Set, 426 Hemispherical	2	----	----	----	----	----	2468 091
9-43-11	RETAINER, Shaft, End and Center	6	2463 322	----	2463 282	2463 282	2463 282	
	Intermediate	4	2463 323	----	2463 283	2463 283	2463 283	
	End and Center, 426 Std.	6	----	----	----	----	----	2463 282
	Intermediate, 426 Std.	4	----	----	----	----	----	2463 283
9-43-14	SPRING, Shaft	8	----	1632 106				
	426 Hemispherical (8 coils 2.60 length)	14	----	----	----	----	----	*2468 128
	426 Hemispherical (4 coils 1.54 length)	2	----	----	----	----	----	*1632 106
9-43-19	PLUG, Shaft.	4	1324 268	1858 802	1324 268	1324 268	1324 268	
	426 Std.	4	----	----	----	----	----	1324 268
9-43-26	PIN, Shaft Bracket Locating	2	----	1670 476				
9-45-O FLYWHEEL								
9-45-1	FLYWHEEL, w/Ring GEAR	1	2463 256	2264 597	2264 597	2264 597	2264 597	
	426 Std.	1	----	----	----	----	----	2264 597
	426 Hemispherical	1	----	----	----	----	----	2536 400
	BOLT, 426 Std.	6	----	----	*6023 145	*6023 145	*6023 145	*6023 145
	SCREW, 426 Hemispherical	8	----	----	----	----	----	*9411 259

TYPE LETTERS Indicate: V - Valiant R - Belvedere P - Plymouth C - Chrysler
 L - Dart W - Coronet D - Dodge Y - Imperial

*Indicates use as required. Numerals in parentheses () refer to notes. Printed in U.S.A.
 †Indicates parts not listed in any previous parts book. Prices and specifications subject to change without notice.
 May 1965, Supersedes Nov. 30, 1964. * Indicates change or addition.

CODE	PART NAME AND DESCRIPTION	PER CAR	CUBIC INCH DISPLACEMENT					
			273	318	361	383	413	426
EIGHT CYLINDER ENGINES								
9-45-0 FLYWHEEL - Cont'd								
9-45-2	GEAR, Flywheel Ring . .	1	1941 648	1941 648	1941 648	1941 648	1941 648	1941 648
	GEAR, Torque Converter Ring, w/10.75 dia. Torque Converter . . .	1	2121 196					
	w/11.75 dia. Torque Converter	1	1941 648	1941 648	1941 648	1941 648	1941 648	1941 648
	w/10.75" dia. Torque Converter, 426 Hemi- spherical	1	-----	-----	-----	-----	-----	1941 648
9-46-0 TORQUE CONVERTER								
9-46-4	TORQUE CONVERTER, 10.75 dia., w/A904A Trans.	1	2204 403					
	11.75" dia., w/A727 Trans.	1	2125 090	2125 090	2125 090	2125 090	2125 090	
	426 Std.	1	-----	-----	-----	-----	-----	2125 090
	426 Hemispherical . . .	1	-----	-----	-----	-----	-----	2466 323
	PLUG	1	* 444 614	* 444 614	* 444 614	* 444 614	* 444 614	* 444 614
9-46-8	PLATE, Torque Con- verter Drive, w/10.75" dia. Torque Converter w/11.75" dia. Torque Converter	1	2400 885					
	426 Std.	1	-----	-----	-----	-----	-----	2204 768
	426 Hemispherical . . .	1	-----	-----	-----	-----	-----	2466 715
9-46-21	SCREW, Drive Plate to Torque Converter . . .	4	1949 765	1949 765	1949 765	1949 765	1949 765	
	426 Std.	4	-----	-----	-----	-----	-----	1949 765
	426 Hemispherical . . .	4	-----	-----	-----	-----	-----	6024 318
	SCREW, Drive Plate to Crankshaft	6	1949 424	1949 424	1949 424	1949 424	1949 424	
	426 Std.	6	-----	-----	-----	-----	-----	1949 424
	426 Hemispherical . . .	8	-----	-----	-----	-----	-----	*6025 528
9-46-27	TUBE, Transmission Oil Cooler Inlet and Outlet	★	1843 253	1843 253	1843 253	1843 253	1843 253	1843 253
9-46-31	COOLER, Radiator Core Oil, 12" length	1	1903 792	1903 792	1903 792	1903 792	1903 792	1903 792
	14" length	1	-----	1903 791	1903 791	1903 791	1903 791	1903 791
9-46-33	BRACKET, Transmission Oil Cooler Tube, V2, L2	1	1949 176					
	w/A904A Trans., R2, W2	1	2464 999					
	w/A727 Trans., R2, W2	1	1949 176					
	426 Std.	1	-----	1949 176	1949 176	1949 176	1949 176	
	426 Hemispherical . . .	1	-----	-----	-----	-----	-----	1949 176
		1	-----	-----	-----	-----	-----	2532 235
9-46-40	ELBOW, Transmission Oil Cooler Tube Transmission Inlet . .	1	2205 237	2205 237	2205 237	2205 237	2205 237	2205 237

TYPE LETTERS Indicate: V - Valiant R - Belvedere P - Plymouth C - Chrysler
L - Dart W - Coronet D - Dodge Y - Imperial

★ Indicates use as required. Numerals in parentheses () refer to notes. Printed in U.S.A.
⊠ Indicates parts not listed in any previous parts book. Prices and specifications subject to change without notice.
* Indicates change or addition. May 1965, Supersedes Nov. 30, 1964.

1965 PASSENGER CAR PARTS CATALOG

ENGINE

CODE	PART NAME AND DESCRIPTION	PER CAR	CUBIC INCH DISPLACEMENT				
			273	318	361	383	413

EIGHT CYLINDER ENGINES

9-46-0 TORQUE CONVERTER - Cont'd

9-46-42	SLEEVE, Transmission Oil Cooler Tube Radiator End	2	----	2466 817	2466 817	2466 817	2466 817	2466 817
9-46-43	NUT, Transmission Oil Cooler Tube Transmission End, Radiator End	★	1941 667	1941 667	1941 667	1941 667	1941 667	1941 667
9-46-94	DOWEL, Cylinder Block to Clutch Housing or Torque Converter Transmission Housing, Eccentric .007 Over Center	2	1736 347	1736 347	1736 347	1736 347	1736 347	1736 347
	Eccentric .014 Over Center	2	1736 348	1736 348	1736 348	1736 348	1736 348	1736 348
	Eccentric .021 Over Center	2	1736 353	1736 353	1736 353	1736 353	1736 353	1736 353
9-46-130	SEAL, Transmission Torque Converter Impeller Hub, w/A904A Trans., V2, L2, R2, W2	1	2124 705					
	w/A727 Trans., R2, W2	1	1942 020	1942 020	1942 020	1942 020	1942 020	1942 020
9-46-228	ROLLER, Overrunning Clutch	8	670 776	670 776	670 776	670 776	670 776	670 776
9-46-229	SPRING, Overrunning Clutch Roller	8	1942 187	1942 187	1942 187	1942 187	1942 187	1942 187

9-48-0 MANIFOLD

9-48-6	MANIFOLD, Exhaust, Right	1	2465 766					
	Left, V2, L2	1	2465 848					
	Left, R2, W2	1	2465 718					
	Right	1	----	2465 879				
	Left	1	----	2268 127				
	Right, R2, W2	1	----	----	2205 905	2205 905		
	Left, R2, W2	1	----	----	2203 091	2203 091		
	Right, P2, D2, C1, C2, C3	1	----	----	----	1854 990	1854 990	
	Left, P2, D2, C1, C2, C3	1	----	----	----	2463 106	*1739 600	
	Right, W2, 426 Std.	1	----	----	----	----	----	2205 905
	Left, W2, 426 Std.	1	----	----	----	----	----	2203 091
	Right, P2, D2, 426 Std.	1	----	----	----	----	----	1854 990
	Left, P2, D2, 426 Std.	1	----	----	----	----	----	2463 106
	Right, 426 Hemispherical	1	----	----	----	----	----	E2532 236
	Left, 426 Hemispherical	1	----	----	----	----	----	E2532 237
	STUD, Exhaust Manifold Flange	1	----	*6024 380	----	----	----	----
9-48-7	MANIFOLD, Intake, w/Two Barrel Carburetor.	1	2463 253					

TYPE LETTERS Indicate: V - Valiant R - Belvedere P - Plymouth C - Chrysler
L - Dart W - Coronet D - Dodge Y - Imperial

★ Indicates use as required. Numerals in parentheses () refer to notes. Printed in U.S.A.
 ☐ Indicates parts not listed in any previous parts book. Prices and specifications subject to change without notice.
 May 1965, Supersedes Nov. 30, 1964. Page 9-44 * Indicates change or addition.

CODE	PART NAME AND DESCRIPTION	PER CAR	CUBIC INCH DISPLACEMENT					
			273	318	361	383	413	426
EIGHT CYLINDER ENGINES								
9-48-0 MANIFOLD - Cont'd								
9-48-7	MANIFOLD - Cont'd							
	w/Four Barrel Carburetor, V2, L2	1	2465 727					
		1	-----	2448 757				
		1	-----	-----	1859 299			
	w/Two Barrel Carburetor	1	-----	-----	-----	1859 299		
	w/Four Barrel Carburetor	1	-----	-----	-----	1859 300		
	w/Four Barrel Carburetor	1	-----	-----	-----	-----	1858 623	
	426 Std.	1	-----	-----	-----	-----	-----	1858 623
	426 Hemispherical	1	-----	-----	-----	-----	-----	2468 418
	STUD, Intake Manifold Front Right and Rear Left Corners, 426 Hemispherical	2	-----	-----	-----	-----	-----	6026 001
	NUT, Intake Manifold Front Right and Rear Left Corners Stud, 426 Hemispherical	2	-----	-----	-----	-----	-----	6023 118
9-48-8	CONNECTOR, Intake Manifold Vacuum Control	1	1858 955	1858 955	1858 955	1858 955	1858 955	
	426 Std.	1	-----	-----	-----	-----	-----	1858 955
	426 Hemispherical	1	-----	-----	-----	-----	-----	1944 092
9-48-9	PLUG, Intake Manifold Core Hole, 426 Hemispherical	2	-----	-----	-----	-----	-----	2406 387
	Screw Hole 426 Hemispherical	8	-----	-----	-----	-----	-----	*1392 371
9-48-14	WASHER, Exhaust Manifold End Strut Nut	4	2121 223					
	WASHER, Exhaust Manifold Screw	4	2121 223					
9-48-27	REINFORCEMENT, Intake Manifold Gasket End	2	-----	-----	1859 332	1859 332	1851 665	
	426 Std.	2	-----	-----	-----	-----	-----	1851 665
9-48-38	SEAL, Intake Manifold Screw Hole, 426 Hemispherical	8	-----	-----	-----	-----	-----	2128 962
9-48-43	SCREW, Exhaust Mainfold, 5/16" x 2 1/8"	4	9421 360					
	STUD, Exhaust Manifold, Lower	8	-----	1613 782				
	STUD, Exhaust Manifold 426 Std.	12	-----	-----	1613 782	1613 782	1613 782	1613 782
	SCREW, Exhaust Manifold, 426 Hemispherical	10	-----	-----	-----	-----	-----	9420 742
9-48-44	NUT, Exhaust Manifold Stud, Long, 426 Std.	★	-----	-----	2268 282	2268 282	-----	2268 282
	NUT, Exhaust Manifold Stud, 426 Std.	★	-----	-----	1737 695	1737 695	1737 695	1737 695
9-48-56	SHIELD, Intake Manifold Heat	1	2463 264	1619 627				

TYPE LETTERS Indicate: V - Valiant R - Belvedere P - Plymouth C - Chrysler
 L - Dart W - Coronet D - Dodge Y - Imperial

★ Indicates use as required. Numerals in parentheses () refer to notes. Printed in U.S.A.
 ☐ Indicates parts not listed in any previous parts book. Prices and specifications subject to change without notice.
 * Indicates change or addition. March 1966 Supersedes May 1965.

CODE	PART NAME AND DESCRIPTION	PER CAR	CUBIC INCH DISPLACEMENT					
			273	318	361	383	413	426
EIGHT CYLINDER ENGINES								
9-48-0 MANIFOLD - Cont'd								
9-48-56	SHIELD, Intake Manifold Heat	1	2463 264	1619 627				
	SHIELD, Exhaust Manifold, Right R2, W2, 426 Std.	1	----	----	2463 531	2463 531	----	2463 531
9-48-155	BRACE, Exhaust Mani- fold, Left to Cylinder Block, V2, L2	1	2465 162					
	BRACE, Exhaust Mani- fold, left to Cylinder Head, V2, L2	1	2465 161					
9-50-0 MANIFOLD GASKETS								
9-50-1	GASKET SET, Intake Manifold	1	2495 081					
	426 Hemispherical . . .	1	----	----	----	----	----	*2525 470
	GASKET SET, Manifold .	1	----	2525 090				
9-50-5	GASKET, Exhaust Mani- fold, Right, V2, L2 . . .	1	2465 842					
	GASKET, Exhaust Mani- fold, Left, w/Heat Shield, V2, L2	1	2465 845					
	GASKET, Exhaust Mani- fold, R2, W2	2	2465 842					
		2	----	1670 508				
	426 Hemispherical . . .	2	----	----	----	----	----	2468 053
9-50-6	GASKET, Intake Manifold 426 Std.	1	----	----	1737 709	1737 709	1851 664	
		1	----	----	----	----	----	1851 664
9-58-0 MANIFOLD HEAT CONTROL VALVE THERMOSTAT								
9-58-1	HEAT CONTROL PACKAGE, Manifold	1	2525 034	2525 443				
	R2, W2	1	----	----	2279 887	2279 887		
	P2, D2, C1, C2, C3, Y1 .	1	----	----	----	2525 081	2525 081	
	R2, W2, 426 Std.	1	----	----	----	----	----	2279 887
	P2, D2, 426 Std.	1	----	----	----	----	----	2525 081
9-58-5	THERMOSTAT	1	960 003	2465 884				
	R2, W2	1	----	----	2128 933	2128 933		
	P2, D2, C1, C2, C3, Y1 . .	1	----	----	* 960 003	* 960 003	* 960 003	
	R2, W2, 426 Std.	1	----	----	----	----	----	2128 933
9-58-12	COUNTERWEIGHT	1	2465 810	2465 883				
	R2, W2	1	----	----	1944 616	1944 616		
	P2, D2, C1, C2, C3, Y1 .	1	----	----	----	2465 810	2465 810	
	R2, W2, 426 Std.	1	----	----	----	----	----	1944 616
	P2, D2, 426 Std.	1	----	----	----	----	----	2465 810
9-58-13	BOLT, Counterweight . .	1	1736 012	1736 012				
	BOLT, Shield	1	----	----	1736 012	1736 012	1736 012	
	426 Std.	1	----	----	----	----	----	1736 012
9-58-14	LOCK, Exhaust Manifold Heat Control Counter- weight	1	1409 594	----	1409 594	1409 594	1409 594	
	426 Std.	1	----	----	----	----	----	1409 594

TYPE LETTERS Indicate: V - Valiant R - Belvedere P - Plymouth C - Chrysler
L - Dart W - Coronet D - Dodge Y - Imperial

* Indicates use as required. Numerals in parentheses () refer to notes. Printed in U.S.A.
 ☐ Indicates parts not listed in any previous parts book. Prices and specifications subject to change without notice.
 May 1965. Page 9-46 * Indicates change or addition.

CODE	PART NAME AND DESCRIPTION	PER CAR	CUBIC INCH DISPLACEMENT				
			273	318	361	383	413

EIGHT CYLINDER ENGINES

9-59-0 MANIFOLD HEAT CONTROL VALVE

9-59-13	SPRING, Valve	1	1558 897	2532 087	1558 897	1558 897	1558 897	1558 897	
	426 Std.	1	-----	-----	-----	-----	-----	-----	1558 897
9-59-15	PIN, Valve	1	1639 597	2465 885	1639 597	1639 597	1639 597	1639 597	
	426 Std.	1	-----	-----	-----	-----	-----	-----	1639 597

9-62-0 MANIFOLD HEAT CONTROL VALVE STOP

9-62-1	STOP, Valve	1	683 057	683 057	683 057	683 057	683 057	683 057	
	426 Std.	1	-----	-----	-----	-----	-----	-----	683 057

9-64-0 ENGINE FRONT SUPPORT

9-64-5	SUPPORT, Right, Y1 . .	1	-----	-----	-----	-----	-----	2128 572	
	Left, Y1	1	-----	-----	-----	-----	-----	2128 571	
9-64-13	STUD, Engine Front Support to Frame, Y1.	2	-----	-----	-----	-----	-----	2128 773	
9-64-18	WASHER, Engine Front Support to Frame Bolt or Stud, V2, L2	2	2128 774	-----	-----	-----	-----	-----	
	Y1	2	-----	-----	-----	-----	-----	2128 774	
9-64-22	SHIELD, Engine Front Support Heat, Right, Y1	1	-----	-----	-----	-----	-----	2128 935	
	Left, Y1	1	-----	-----	-----	-----	-----	2128 936	
9-64-24	BRACKET, Engine Front Support Insulator, Right, V2, L2	1	2465 378	-----	-----	-----	-----	-----	
	Left, V2, L2	1	2465 379	-----	-----	-----	-----	-----	
	BRACKET, Engine Front Support Insulator, R2, W2	2	2402 185	2402 185	-----	-----	-----	-----	
	Right, P2, D2	1	-----	*2402 185	-----	-----	-----	-----	
	Left, P2, D2	1	-----	*2465 867	-----	-----	-----	-----	
	Right, R2, W2	1	-----	-----	2268 220	2268 220	-----	-----	
	Left, R2, W2	1	-----	-----	2268 216	2268 216	-----	-----	
	Right, P2, D2, C1, C2, C3	1	-----	-----	-----	-----	2268 220	2268 220	
	Left, P2, D2, C1, C2, C3	1	-----	-----	-----	-----	2465 862	2465 862	
	Right, 426 Std.	1	-----	-----	-----	-----	-----	-----	2268 220
	Left, R2, W2, 426 Std. .	1	-----	-----	-----	-----	-----	-----	2268 216
	Left, P2, D2, 426 Std. .	1	-----	-----	-----	-----	-----	-----	2465 862
	Right, R2, W2, 426 Hemispherical	1	-----	-----	-----	-----	-----	-----	2468 151
	Left, R2, W2, 426, Hemispherical	1	-----	-----	-----	-----	-----	-----	2468 150
	WASHER, Bracket to Cylinder Block Bolt	6	*6023 050	*6023 050	*6023 050	*6023 050	*6023 050	*6023 050	*6023 050

9-67-0 ENGINE FRONT SUPPORT INSULATOR

9-67-4	INSULATOR, Engine Front Support, V2, L2	2	2465 508	-----	-----	-----	-----	-----	
	Right, R2, W2	1	2402 182	-----	-----	-----	-----	-----	
	Right, R2, W2, P2, D2 .	1	-----	*2402 182	-----	-----	-----	-----	

TYPE LETTERS Indicate:

V - Valiant
L - Dart

R - Belvedere
W - Coronet

P - Plymouth
D - Dodge

C - Chrysler
Y - Imperial

★Indicates use as required.

ⓅIndicates parts not listed in any previous parts book.

* Indicates change or addition.

Numerals in parentheses () refer to notes.

Prices and specifications subject to change without notice.

Printed in U.S.A.

May 1965.

CODE	PART NAME AND DESCRIPTION	PER CAR	CUBIC INCH DISPLACEMENT				
			273	318	361	383	413

EIGHT CYLINDER ENGINES

9-67-0 ENGINE FRONT SUPPORT INSULATOR - Cont'd

9-67-4	INSULATOR - Cont'd							
	Left, R2, W2	1	2402 183	2402 183				
	Left, P2, D2	1	-----	*2465 861				
	Right, R2, W2	1	-----	-----	2402 182	2402 182		
	Left, R2, W2	1	-----	-----	2402 183	2402 183		
	Right, P2, D2, C1, C2, C3	1	-----	-----	-----	2402 182	2402 182	
	Left, P2, D2, C1, C2, C3	1	-----	-----	-----	2465 861	2465 861	
	Right, 426 Std.	1	-----	-----	-----	-----	-----	2402 182
	Left, R2, W2, 426 Std. . .	1	-----	-----	-----	-----	-----	2402 183
	Left, P2, D2, 426 Std. . .	1	-----	-----	-----	-----	-----	2465 861
	Right, 426 Hemispherical	1	-----	-----	-----	-----	-----	2532 708
	Left, 426 Hemispherical	1	-----	-----	-----	-----	-----	2468 184

9-71-0 ENGINE REAR SUPPORT INSULATOR

9-71-5	INSULATOR, Engine Rear Support, V2, L2	1	*2405 872					
	w/Three Speed Manual and Auto. Trans., R2, W2	1	*2265 826	*2265 826	*2265 826	*2265 826	*2265 826	*2265 826
	w/Four Speed Manual Trans., R2, W2	1	-----	-----	-----	*2401 653	-----	*2401 653
	w/Three Speed Manual and Auto. Trans., P2, D2, C1, C2, C3	1	-----	*2460 886	*2460 886	*2460 886	*2460 886	*2460 886
	w/Four Speed Manual Trans., P2, D2, C1, C2	1	-----	-----	-----	*2460 888	*2460 888	*2460 888
	w/Auto. Trans., Y1 . . .	1	-----	-----	-----	-----	*2206 979	
	SCREW, w/WASHER, except Floor Mounting Trans.	2	-----	*6025 419	*6025 419	*6025 419	*6025 419	
9-71-8	NUT, Engine Rear Support Insulator Stud	2	*2129 684	*2129 684	*2129 684	*2129 684	*2129 684	*2129 684
9-71-12	SPACER, Engine Rear Support Insulator, Y1 . .	1	-----	-----	-----	-----	2533 185	
9-71-15	BUMPER, Engine Rear Support Insulator, V2, L2	1	2206 965					

NOTES

TYPE LETTERS Indicate:	V - Valiant L - Dart	R - Belvedere W - Coronet	P - Plymouth D - Dodge	C - Chrysler Y - Imperial
------------------------	-------------------------	------------------------------	---------------------------	------------------------------

★Indicates use as required. Numerals in parentheses () refer to notes. Printed in U.S.A.
 ☐Indicates parts not listed in any previous parts book. Prices and specifications subject to change without notice.
 May 1965. Page 9-48 * Indicates change or addition.