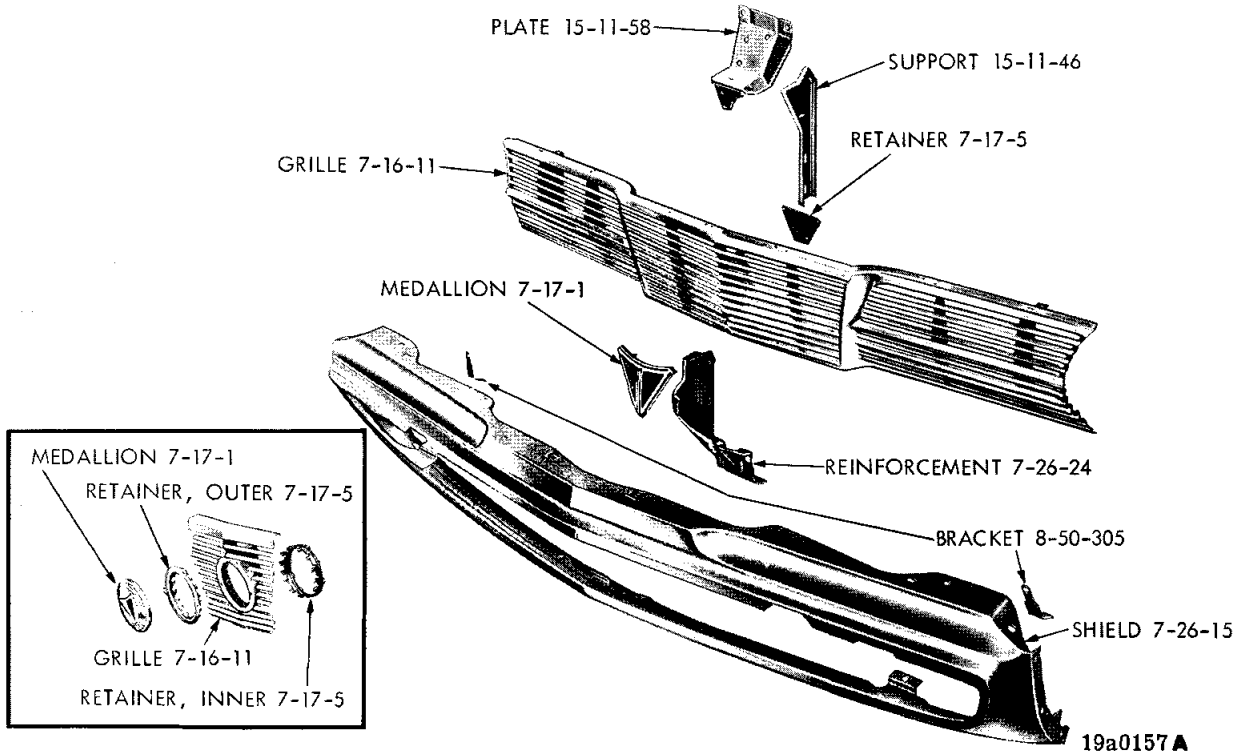
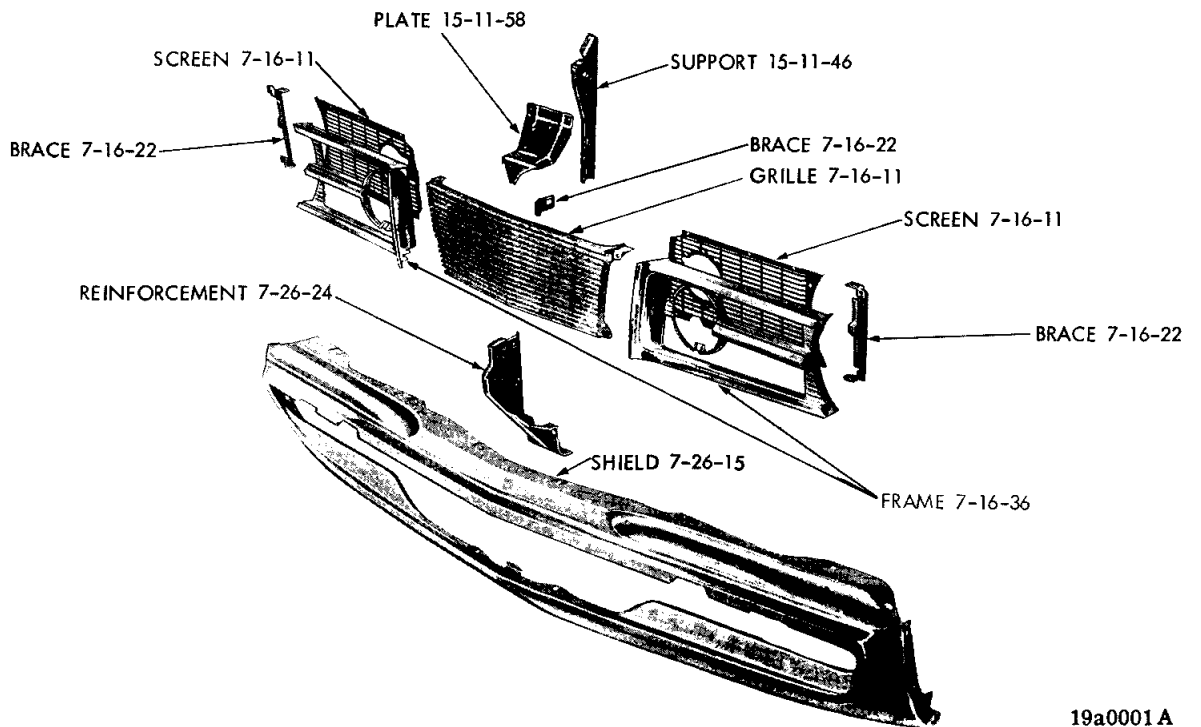


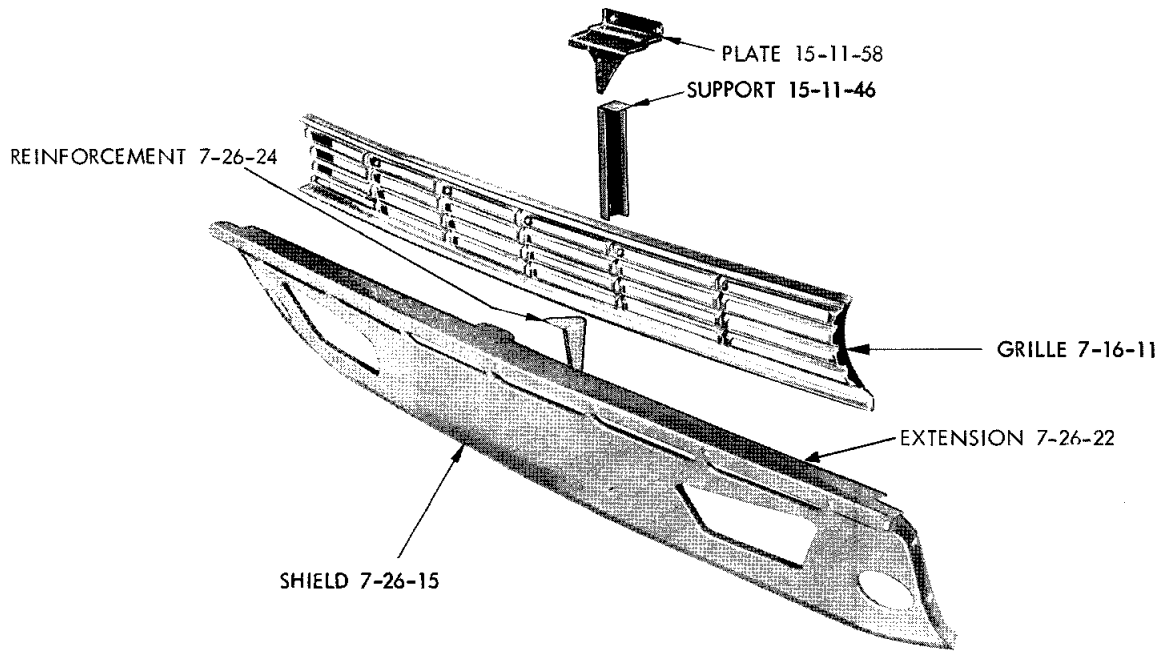
GROUP 7 - COOLING



GRILLE - VALIANT

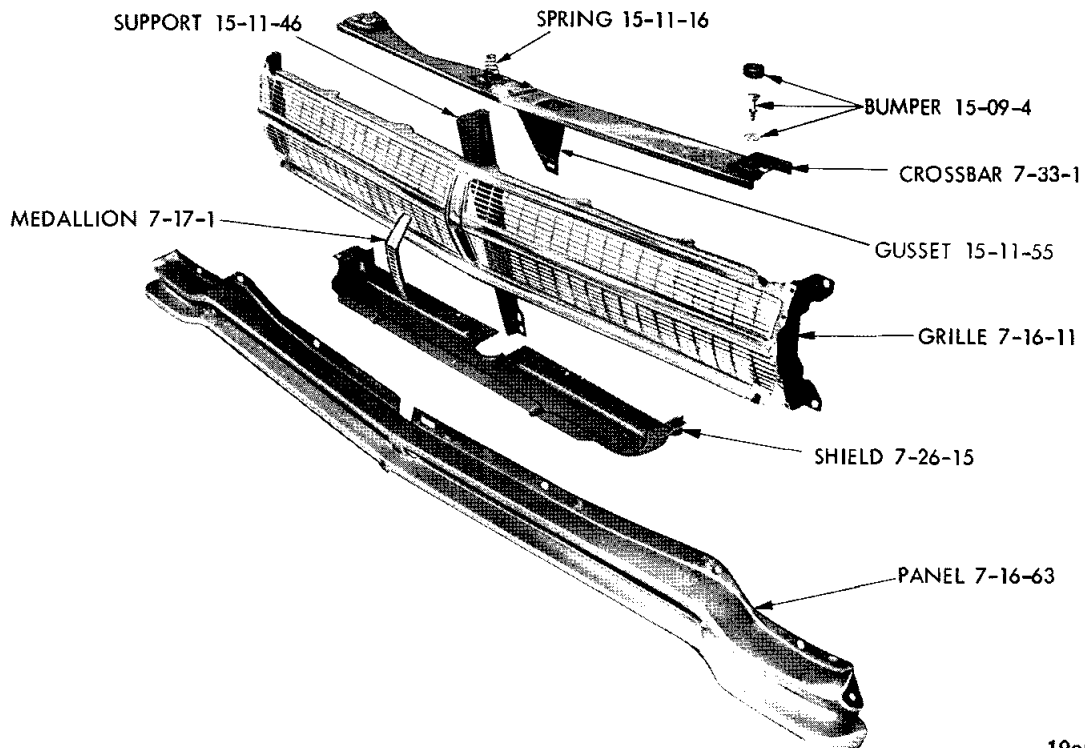


GRILLE - VALIANT BARRACUDA



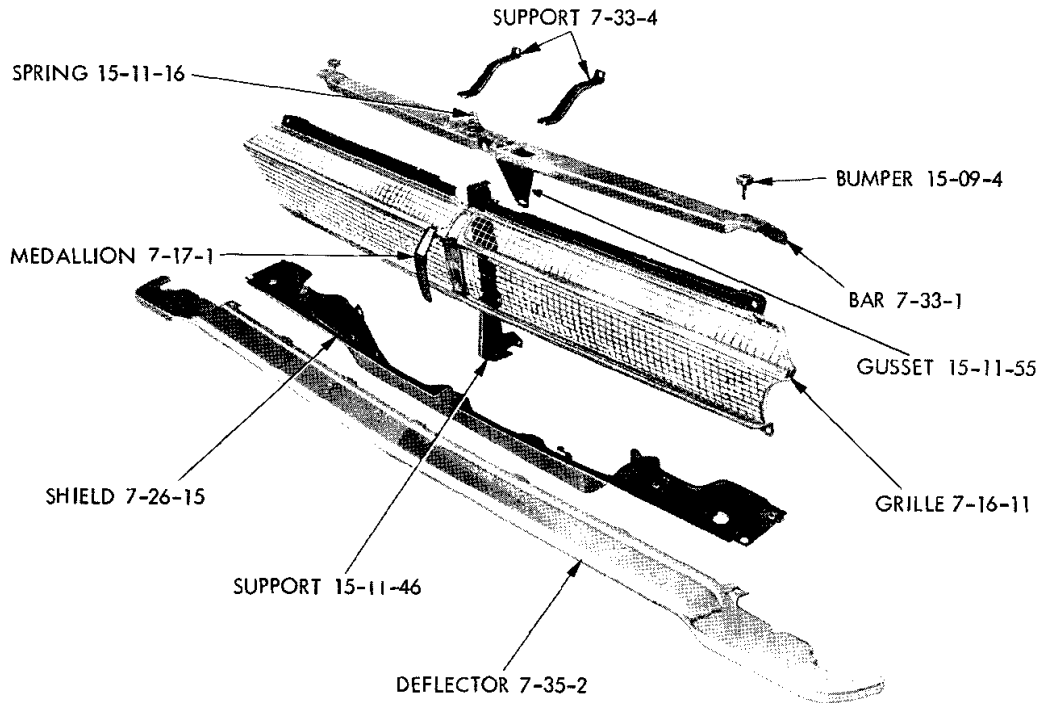
19a0065A

GRILLE - DART



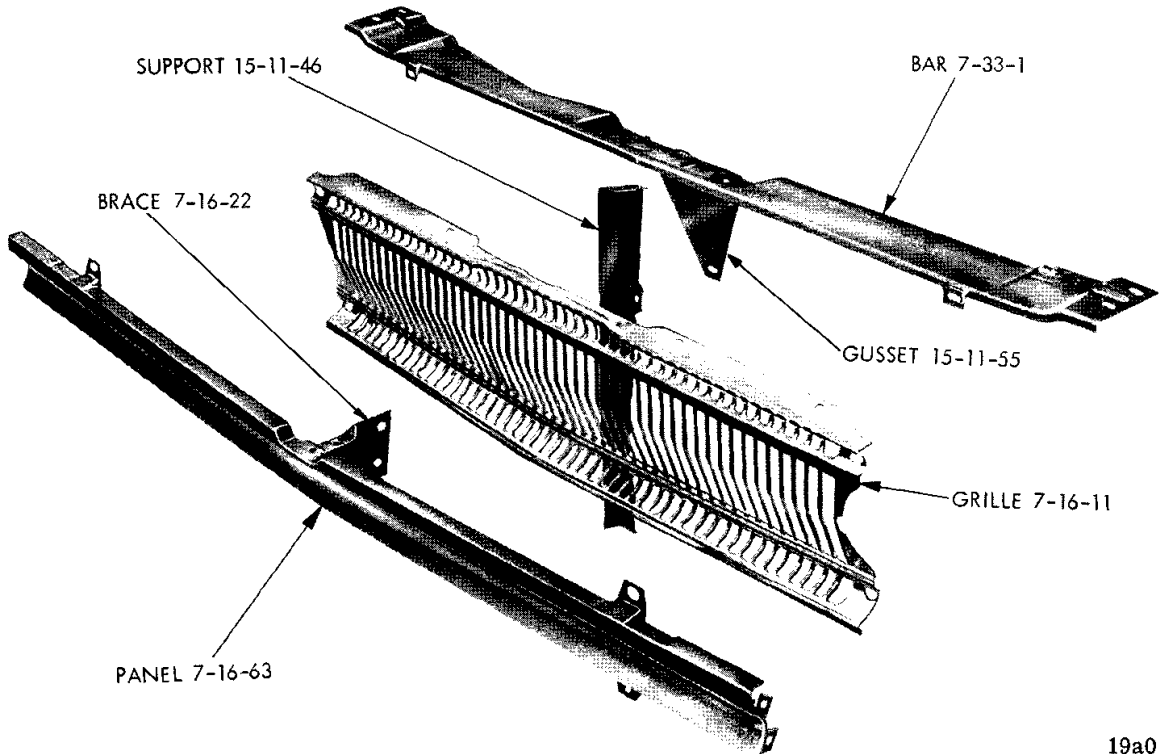
19a0064A

GRILLE - BELVEDERE



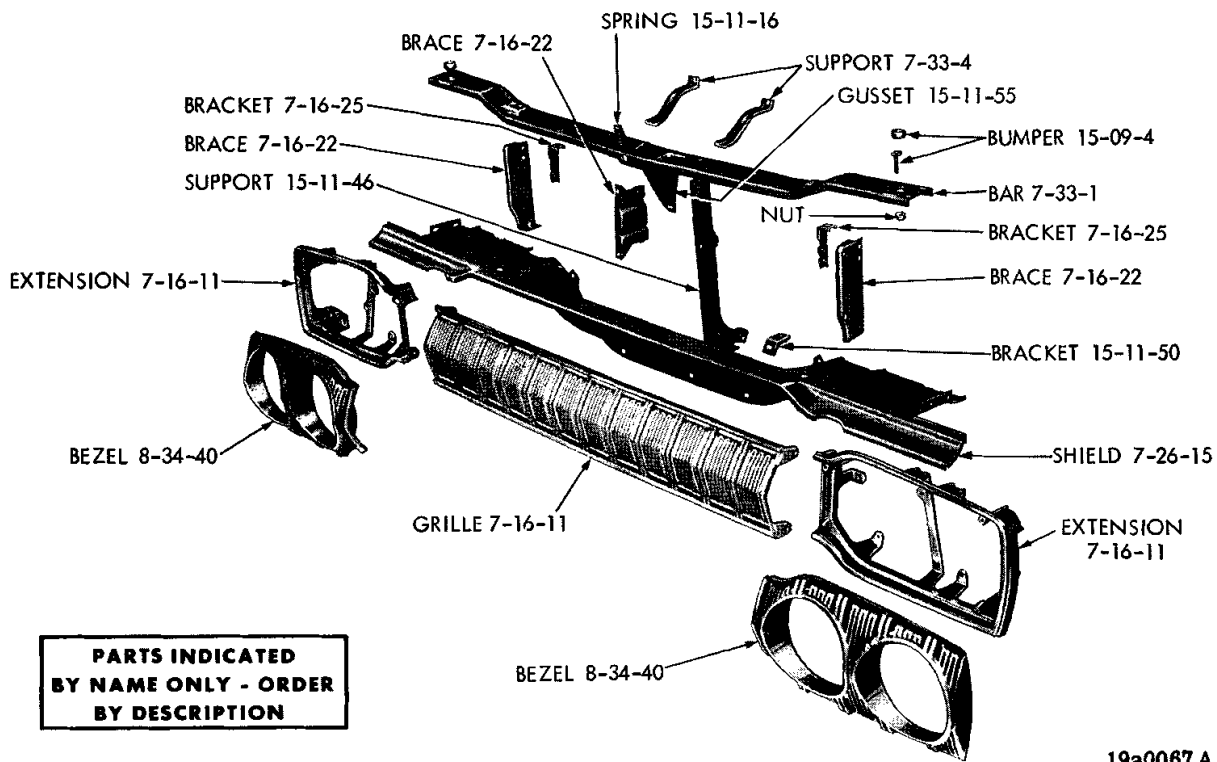
19a0066A

GRILLE - PLYMOUTH



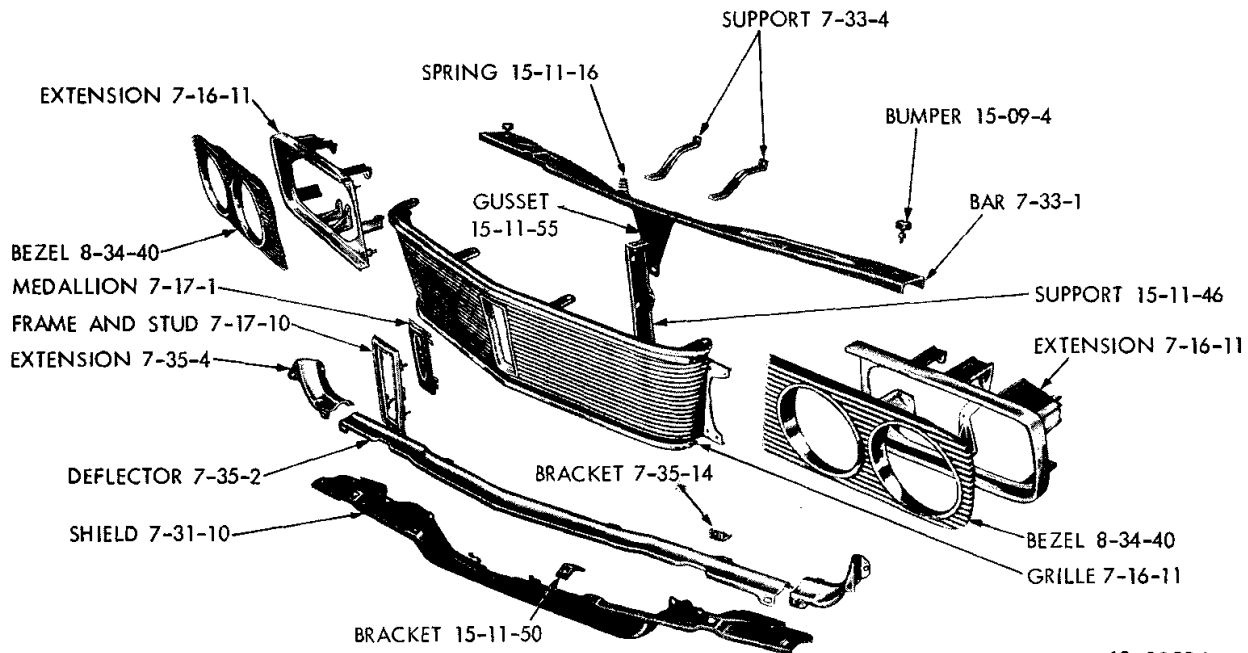
19a0108A

GRILLE - CORONET



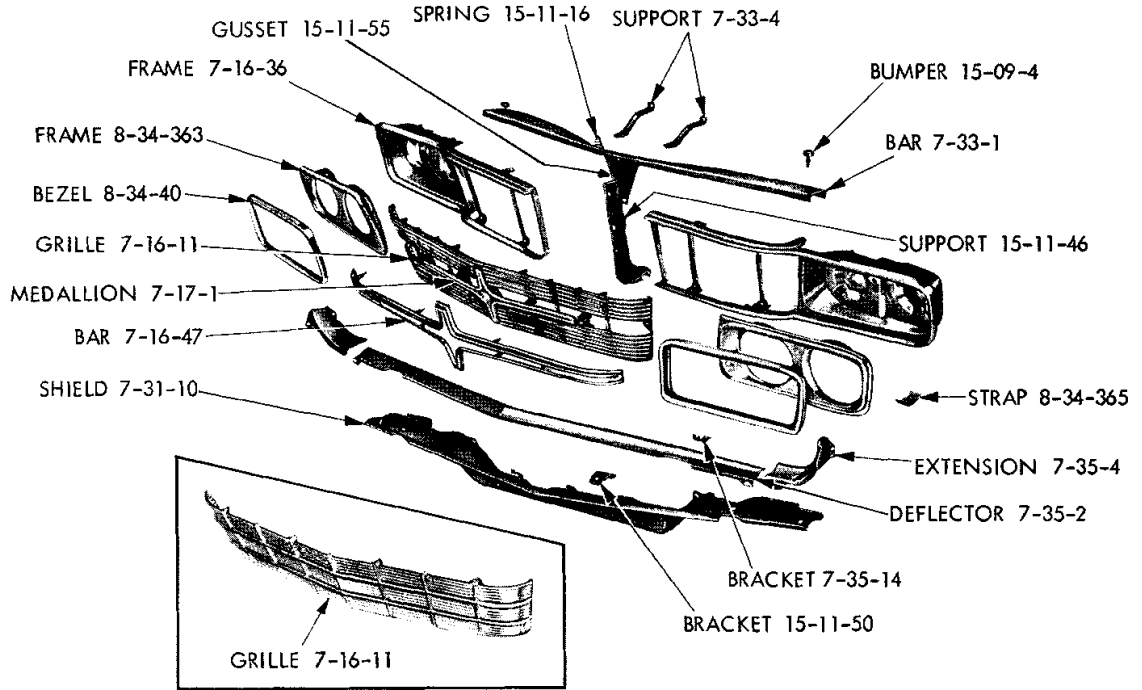
19a0067 A

GRILLE - DODGE



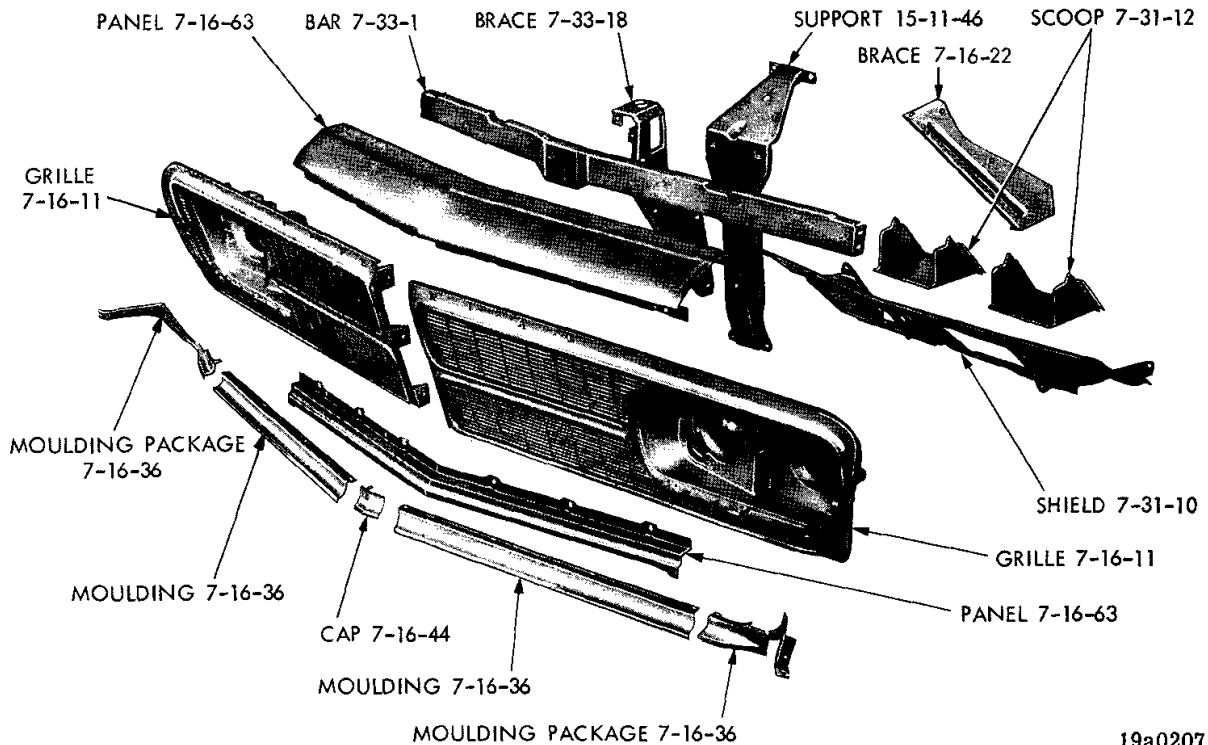
19a0068 A

GRILLE - CHRYSLER (L)



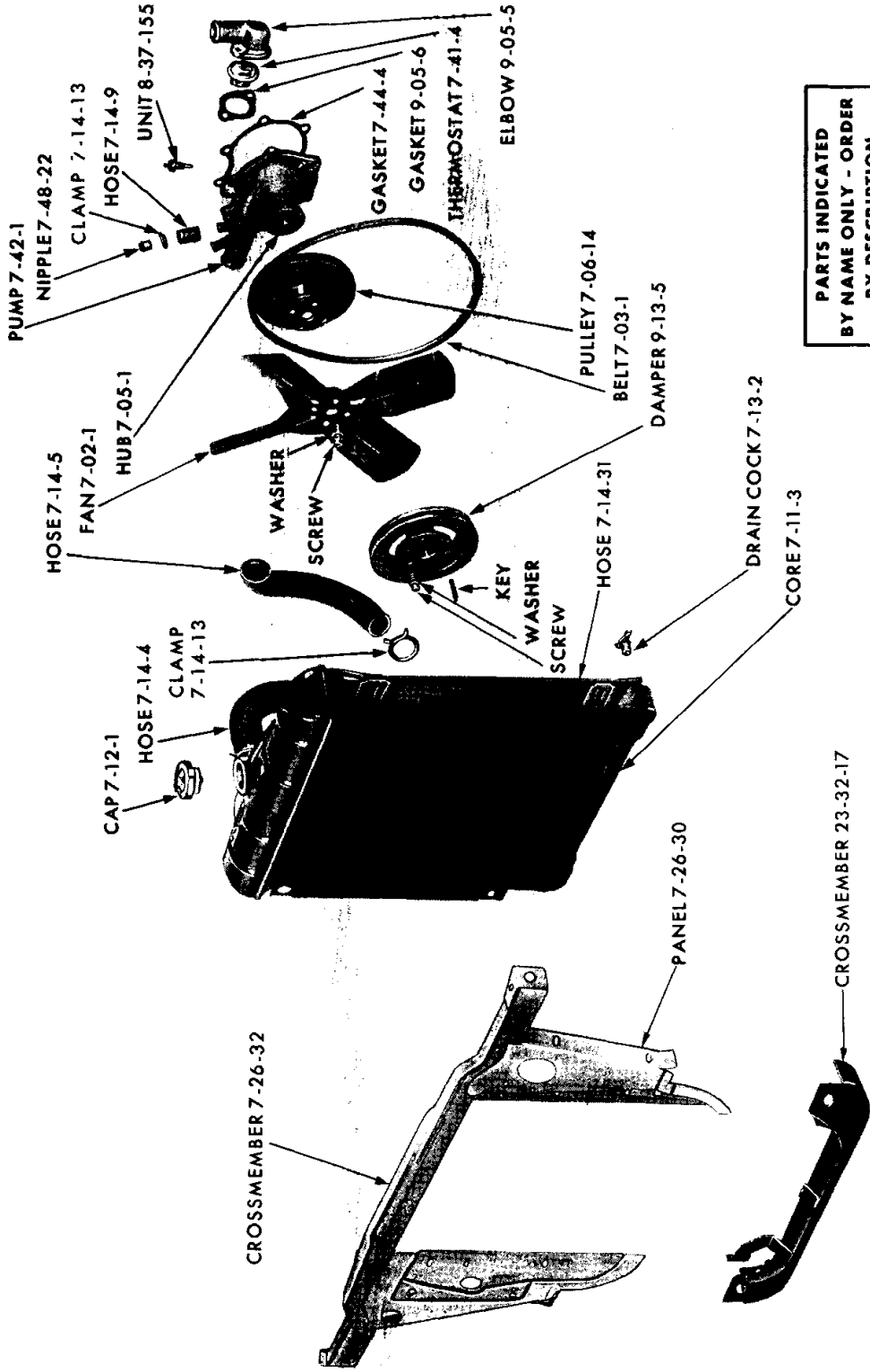
19a0164A

GRILLE - CHRYSLER (M) AND (H)



19a0207 A

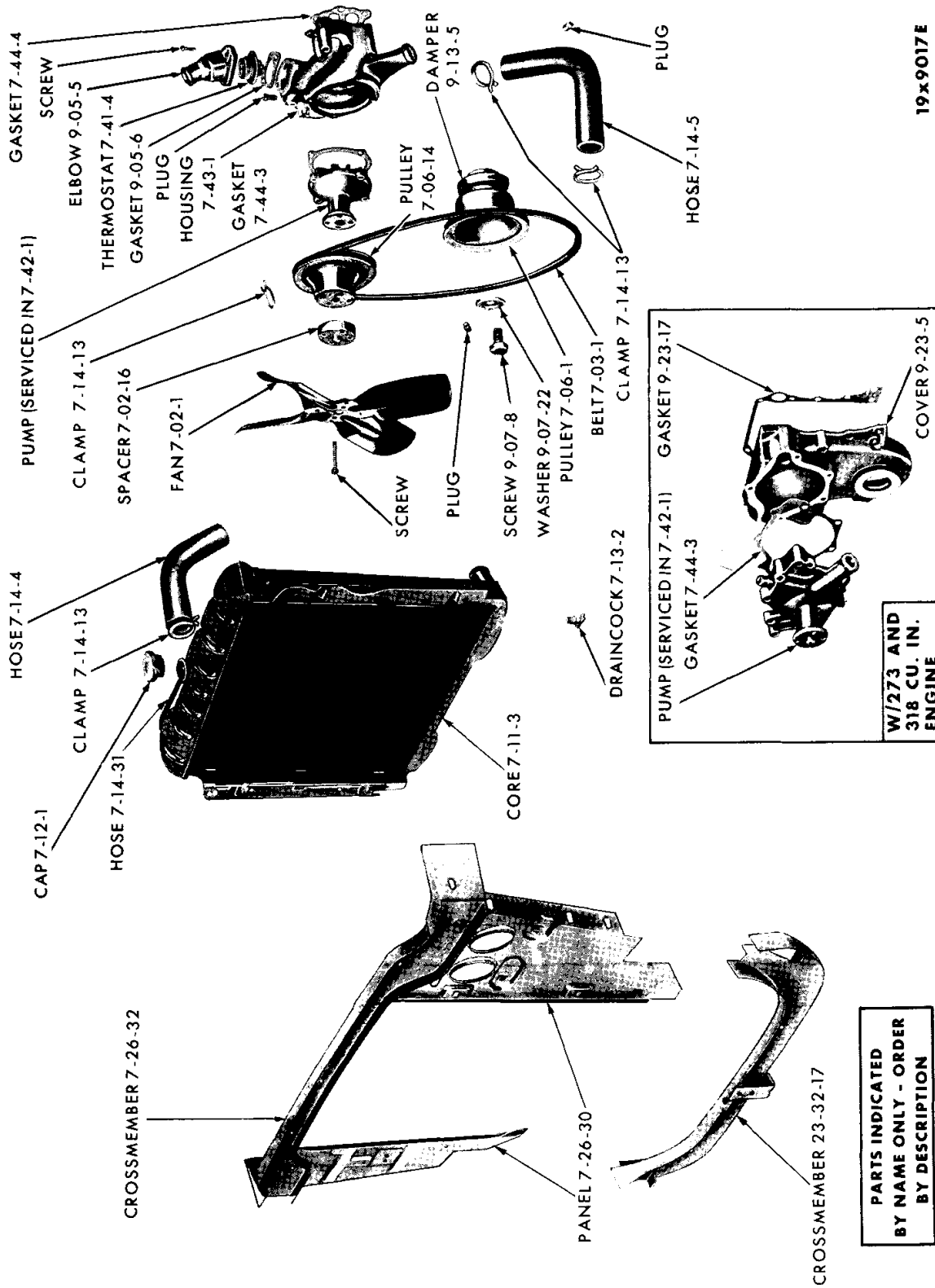
GRILLE - IMPERIAL



PARTS INDICATED
BY NAME ONLY - ORDER
BY DESCRIPTION

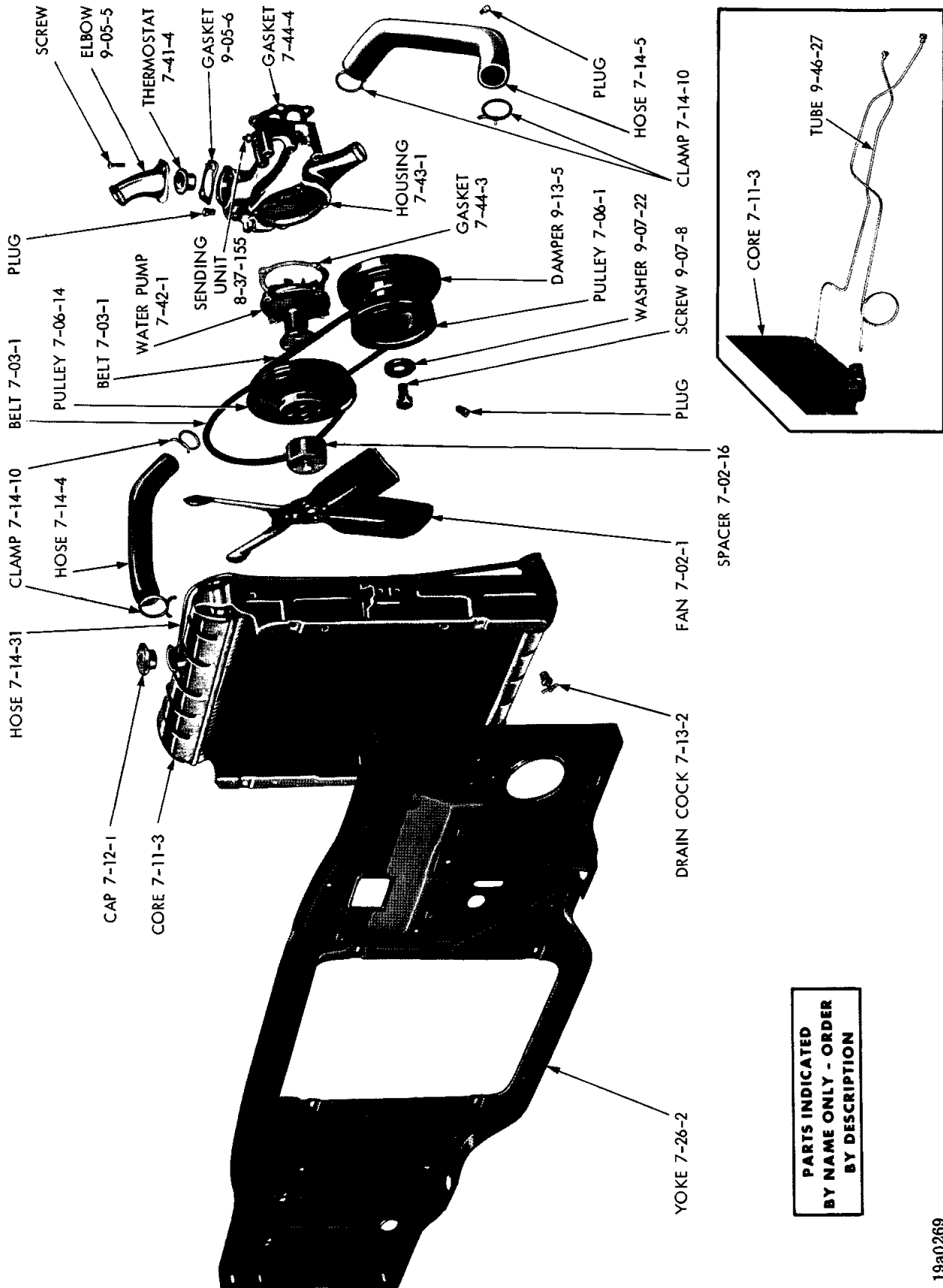
19x8844E

COOLING SYSTEM (6 CYLINDER) - VALIANT AND DART



PARTS INDICATED BY NAME ONLY - ORDER BY DESCRIPTION

COOLING SYSTEM (V8 CYLINDER) - VALIANT, DART, BELVEDERE AND CORONET

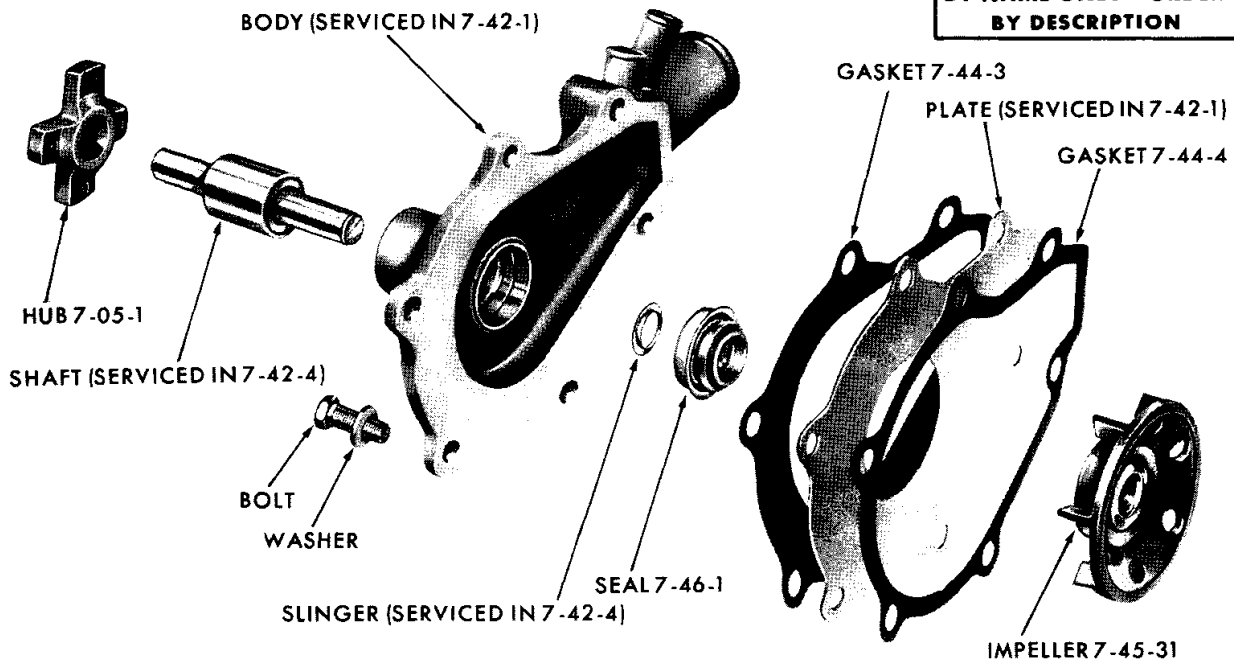


**PARTS INDICATED
BY NAME ONLY - ORDER
BY DESCRIPTION**

COOLING SYSTEM - PLYMOUTH P2 AND DODGE D2

19a0269


**PARTS INDICATED
BY NAME ONLY - ORDER
BY DESCRIPTION**



19x8683B

WATER PUMP - 6 CYLINDER

**PARTS INDICATED
BY NAME ONLY - ORDER
BY DESCRIPTION**



19x9447

WATER PUMP (V8 CYLINDER) - WITH 273 AND 318 CU. IN. ENGINE

Figure 1

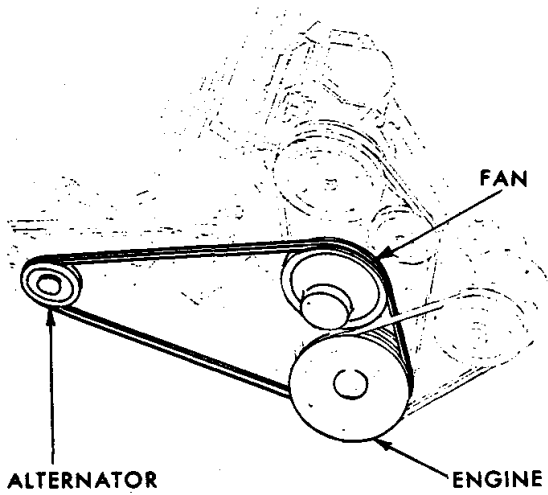


Figure 2

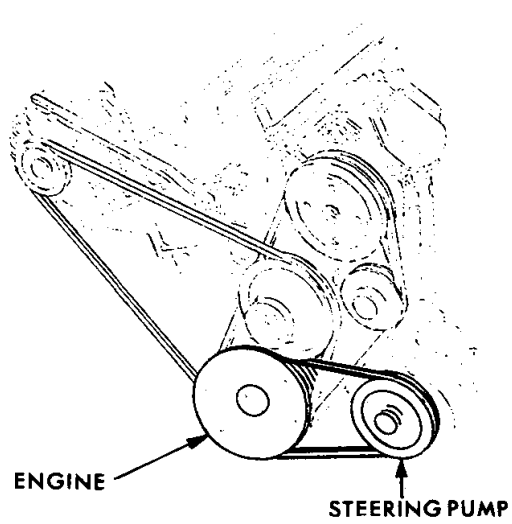


Figure 3

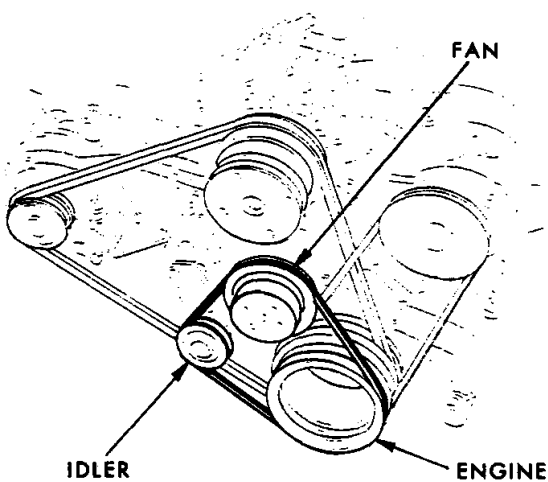


Figure 4

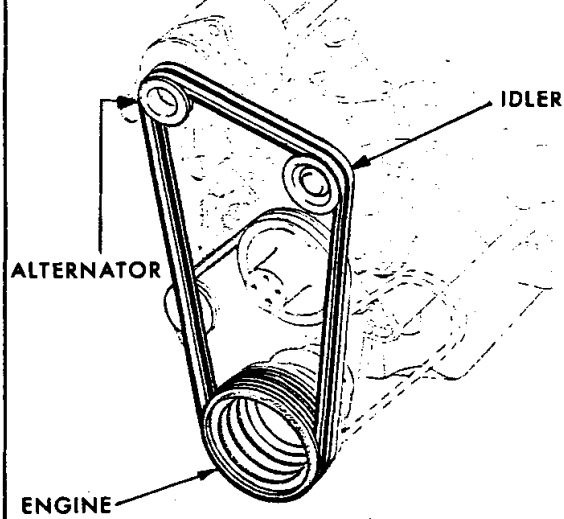


Figure 5

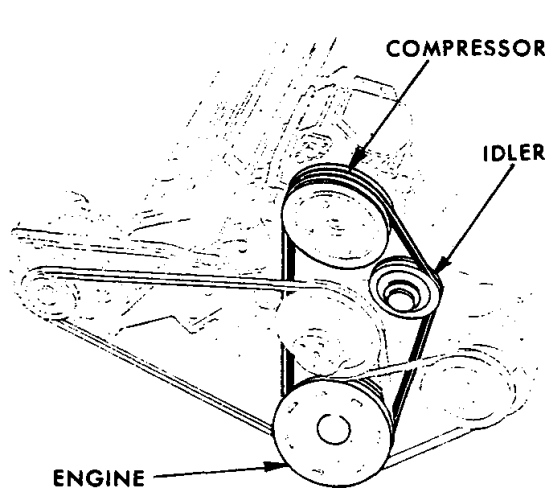
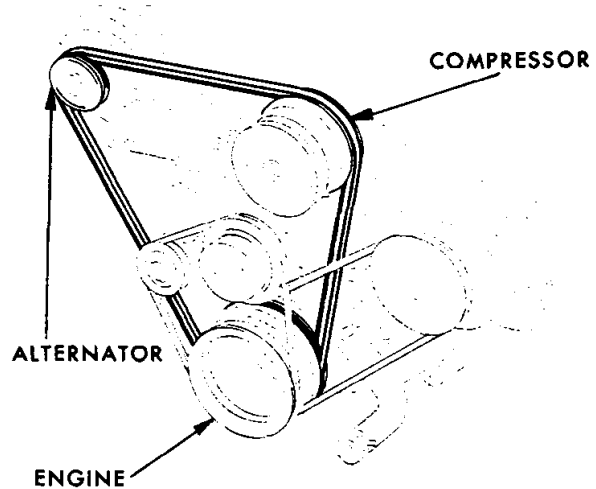


Figure 6



19x9214A

FAN BELT CHART

CODE	PART NAME AND DESCRIPTION	C Y L	PER CAR	VALIANT	PLYMOUTH BELVEDERE	PLYMOUTH FURY	IMPERIAL
				DART	DODGE CORONET	DODGE POLARA CHRYSLER	
7-03-0 FAN AND RELATED DRIVE BELTS							
7-03-1	BELT						
	ENGINE TO ALTERNATOR TO FAN (see Fig. 1)						
	w/170 cu. in. Engine, w/ 2 1/2" Alternator						
	Pulley	6	1	2532 658			
	w/170 cu. in. Engine, w/ 2 3/4" Pulley	6	1	1673 649			
	w/225 cu. in. Engine, P1, w/ 2 3/4" Pulley	6	1	1821 138	1821 138	1821 138	
	w/225 cu. in. Engine, P1, w/ 2 1/2" Alternator						
	Pulley	6	1	*2658 391	*2658 391	*2658 391	
	w/Leece-Neville Alternator, P1	6	1	2264 463	2264 463	2264 463	
	w/273 and 318 cu. in. Engine, P2, D	8	1	*2658 391	*2658 391	*2532 657	
	w/273 cu. in. Engine, w/4 Barrel Carburetor,						
	w/A/Cond., use w/o Trailer Towing Package	8	1	2658 379			
	w/318 cu. in. Eng., w/o A/Cond., w/2 3/4"						
	Pulley	8	1	-----	-----	*1744 046	
	w/361, 383, 413 cu. in. Eng., Field Installed	8	1	-----	*1533 532	*1533 532	*1533 532
	w/361, 383, 413 and 426 cu. in. Engine	8	1	-----	1737 925	2532 648	1533 121
	w/361, 383, 413 cu. in. Eng., w/o A/Cond.,						
	w/2 1/2" Pulley	8	1	-----	*2532 648	*2532 648	
	w/426 cu. in. Hemispherical Engine	8	1	-----	1614 009		
	ENGINE TO STEERING PUMP (see Fig. 2)						
	w/o A/Cond.	6	1	1327 471	1327 471		
	w/A/Cond., P1	6	1	*1859 297	*1859 297	*1859 297	
	w/ or w/o A/Cond., P1	6	1	-----	-----	1617 781	
	w/o A/Cond., w/Auto. Trans., Taxi	6	1	-----	1821 684		
	w/2495 057 Strg. Pump, w/ 4 5/8" Reservoir,						
	w/273 and 318 cu. in. Engine, P2	8	1	1854 895	1854 895	1854 895	
	w/2196 082 Strg. Pump, w/ 5 1/8" Reservoir,						
	w/318 cu. in. Engine, P2, D	8	1	-----	*2121 972	*2121 972	
	w/2495 057 Strg. Pump, w/4 5/8" Reservoir,						
	w/361, 383, 413 and 426 cu. in. Engine,						
	P2, D2	8	1	-----	2402 378	2402 378	
	w/2196 082 Strg. Pump, w/ 5 1/8" Reservoir,						
	w/383, 413 and 426 cu. in. Engine	8	1	-----	-----	2129 277	2129 277
	ENGINE TO FAN (see Fig. 3)						
	w/A/Cond., w/273 and 318 cu. in. Engine,						
	P2	8	1	1821 684	1821 684	1821 684	
	w/A/Cond., w/o Trailer Towing Package,						
	w/361, 383 and 413 cu. in. Engine	8	1	-----	1733 893	1733 893	1733 893
	w/A/Cond., w/Trailer Towing Package,						
	w/361, 383 and 413 cu. in. Engine	8	1	-----	1327 471	1327 471	
	w/Leece-Neville Alternator, w/273 and						
	318 cu. in. Engine, P2, D2	8	1	-----	*1821 684	*1821 684	
	w/Chrysler Alternator, w/o A/Cond.,						
	w/o Power Steering, w/Auto. Transmission,						
	w/225 cu. in. Engine R1, W1	6	1	-----	1821 684		
	w/Leece-Neville Alternator, w/361, 383						
	and 413 cu. in. Engine, P2, D2, Single	8	1	-----	*1327 471	*1327 471	
	w/Leece Neville Alternator, w/383 and 413						
	cu. in. Engine, P2, D2 Police	8	1	-----	E2658 793	E2658 793	
	ENGINE TO ALTERNATOR (see Fig. 4)						
	w/Leece-Neville Alternator, w/318 cu. in.						
	Engine, P2	8	1	-----	1673 650	1673 650	
	w/Leece-Neville Alternator, w/361 and 383						
	cu. in. Engine, P2, D2, Dual	8	1	-----	*2121 250	*2121 250	
	w/Leece-Neville Alternator, w/413 cu. in.						
	Engine, D2	8	1	-----	-----	2120 673	

TYPE LETTERS Indicate: V - Valiant R - Belvedere P - Plymouth C - Chrysler
 L - Dart W - Coronet D - Dodge Y - Imperial

★ Indicates use as required. Numerals in parentheses () refer to notes. Printed in U.S.A.
 † Indicates parts not listed in any previous parts book. Prices and specifications subject to change without notice.
 ‡ Indicates change or addition. Page 7-13 March 1966 Supersedes May 1965.

CODE	PART NAME AND DESCRIPTION	C Y L	PER CAR	VALIANT	PLYMOUTH BELVEDERE	PLYMOUTH FURY	IMPERIAL
				DART	DODGE CORONET	DODGE POLARA	
7-02-0 FAN ASSEMBLY							
7-02-1	FAN, w/o A/Cond.	6	1	*2121 971	*1947 907	*1947 907	
	w/Trailer Tow. Pkg. or Heavy Duty Fan . . .	6	1	*2206 356	*2536 415	*2536 415	
	Except 426 cu. in. Eng.	8	1	E2658 984	*2265 034	*2265 034	*2265 034
	w/Trailer Tow. Pkg. or Heavy Duty Fan, except 426 cu. in. Engine	8	1	*2532 257	*2120 208	*2120 208	
	w/426 cu. in. Eng., except Hemi.	8	1	----	*2121 013	*2585 376	
	w/426 cu. in. Hemi. Engine	8	1	----	*2585 375		
	w/A/Cond., 6 Blade	6	1	*2206 356	*2265 034	*2265 034	
	w/Auto. Trans., w/o Power Steering	6	1	----	*2536 415	*2536 415	
	w/225 cu. in. Engine, Field Installation, P1, 6 Blade	6	1	----	*1735 941	*1735 941	
	w/273 and 318 cu. in. Engine, P, 7 Blade . .	8	1	*2463 657	*2120 208	*2120 208	
	w/273 cu. in. Engine, w/Trailer Tow. Pkg., 6 Blade	8	1	*2532 257			
	w/361, 383 and 413 cu. in. Engine, 7 Blade, Aluminum	8	1	----	*2585 375	*2585 376	*2585 376
	w/361, 383 and 413 cu. in. Engine, w/Trailer Tow. Pkg.	8	1	----	*2120 208	*2120 208	
	w/361, 383 and 413 cu. in. Eng., w/A/Cond., Model K	8	1	----	*1985 513	*1985 513	
7-02-16	SPACER, Fan, w/o A/Cond., w/225 and 170 cu. in. Eng.	6	1	2265 037	1730 155	1825 956	
	w/A/Cond., w/170 and 225, P1	6	1	*2265 037	*1825 932	*1825 932	
	w/o Air Conditioning, w/Auto. Trans., Police and Taxi, P1	6	1	2265 037	----	2265 037	
	w/o Air Conditioning, w/273 and 318 cu. in. Eng., P2, D	8	1	*2265 036	*2265 036	*2265 036	
	w/A/Cond., w/225, 273 and 318 cu. in. Eng., V2, R2, W2, P1, P2		1	*1825 956	*1825 956	*1825 956	
	w/273, 318, 383 and 413 cu. in. Engine, w/Field Installed A/Cond.	8	1	----	*2003 059	*2003 059	*2003 059
	w/o A/Cond., w/361, 383 and 413 cu. in. Eng.	8	1	----	1730 155	1730 155	1730 155
	w/o A/Cond., w/383 and 413 cu. in. Eng. . . .	8	1	----	----	1674 746	
	w/A/Cond., w/Trailer Tow. Pkg., w/361, 383 and 413 cu. in. Eng.	8	1	----	1730 155	2120 510	
7-03-0 FAN AND RELATED DRIVE BELTS							
NOTE: See Illustrations in Front of Group 7.							
7-04-0 FAN AND ALTERNATOR IDLER PULLEY							
7-04-1	PULLEY, Fan Idler, 1 Groove	8	1	*2240 397	*2240 397	*2240 397	*2240 397
	Alternator Idler, w/Leece-Neville Alternator, P, D, 2 Groove	8	1	----	*1859 770	*1859 770	
7-04-5	BRACKET, Fan Idler Pulley, w/o A/Cond., w/Leece-Neville Alternator, w/273 cu. in. Eng.	8	1	----	2129 666		
	w/318 cu. in. Eng., P	8	1	----	2468 494	2468 494	
	w/361, 383 and 413 cu. in. Eng.	8	1	----	2129 667	2129 667	
	w/A/Cond., w/273 and 318 cu. in. Eng., P, D. w/361, 383 and 413 cu. in. Eng.	8	1	*2468 494	*2468 494	*2468 494	
	Alternator Idler Pulley, w/Leece-Neville Alternator, P, D	8	1	----	2129 667	2129 667	2129 667
		8	1	----	2264 517	2264 517	
7-04-6	SCREW, Fan Idler Pulley Adjusting, w/318 cu. in. Eng., w/o A/Cond., w/Leece-Neville Alternator, P, D	8	1	----	*2206 300	*2206 300	
	w/A/Cond., w/318 cu. in. Eng.	8	1	----	----	2206 300	

TYPE LETTERS Indicate: V - Valiant R - Belvedere P - Plymouth C - Chrysler
L - Dart W - Coronet D - Dodge Y - Imperial

★ Indicates use as required. Numerals in parentheses () refer to notes. Printed in U.S.A.
 Ⓜ Indicates parts not listed in any previous parts book. Prices and specifications subject to change without notice.
 * Indicates change or addition. March 1966 Supersedes May 1965.

1965 PASSENGER CAR PARTS CATALOG

COOLING

CODE	PART NAME AND DESCRIPTION	C Y L	PER CAR	VALIANT	PLYMOUTH BELVEDERE	PLYMOUTH FURY	IMPERIAL
				DART	DODGE CORONET	DODGE POLARA CHRYSLER	
7-04-0 FAN AND ALTERNATOR IDLER PULLEY - Cont'd							
7-04-8	REINFORCEMENT, Alternator Idler Pulley Bracket Support, w/Leece-Neville Alternator w/318 cu.in. Engine, P	8	1	-----	2406 647	2406 647	
7-04-9	SUPPORT, Alternator Idler Pulley Bracket, w/Leece-Neville Alternator w/318 cu. in. Engine, P w/361, 383 and 413 cu.in. Engine, P, D	8	1	-----	2406 646	2406 646	
		8	1	-----	2406 646	2406 646	
7-04-10	SPACER, Fan Belt Idler Pulley Bracket, w/Leece-Neville Alternator, w/361, 383 and 413 cu.in. Engine, P, D w/A/Cond., w/o Trailer Tow. Pkg., w/361, 383 and 413 cu.in. Eng. w/A/Cond., w/Trailer Tow. Pkg., w/361, 383 and 413 cu.in. Eng. Alternator Idler Pulley Bracket, w/Leece-Neville Alternator, w/318 cu.in. Engine, P	8	1	-----	2203 195	2203 195	
		8	1	-----	2468 434	2468 434	2468 434
		8	1	-----	1851 608	1851 608	
		8	1	-----	2202 380	2202 380	
7-04-13	BRACKET, Alternator Idler Pulley Bracket Spacer, w/Leece-Neville Alternator, w/318 cu.in. Engine, P	8	1	-----	1945 384	1945 384	
7-04-16	SPACER, Alternator Idler Pulley Bearing, w/Leece-Neville Alternator, P, D	8	1	-----	2120 520	2120 520	
7-04-17	SHIELD, Fan Belt Idler Pulley Bearing SHIELD, Alternator Idler Pulley Bearing	8	1	-----	*2658 758	*2658 758	*2658 758
		8	1	-----	E2658 759	E2658 759	
7-04-20	NUT, Alternator Idler Pulley Bolt, P, D		1	-----	2409 824	2409 824	
7-05-0 FAN PULLEY HUB							
7-05-1	HUB		1		2129 265	2129 265	2129 265
7-06-0 FAN DRIVE AND DRIVE PULLEYS							
7-06-1	PULLEY, Drive, w/Power Strg., P1 w/Power Strg., Police and Taxi, w/Auto. Transmission w/A/Cond., P1 w/Leece-Neville Alternator, P1 w/o Power Strg., w/273 and 318 cu.in. Engine, P2 w/o Power Strg., w/361, 383, 413 and 426 cu.in. Eng., 1 Groove w/o Air Conditioning, w/426 cu. in. Eng., w/Power Strg., w/273 and 318 cu.in. Engine, P2, D2, 2 Groove w/o Power Strg., w/383 cu.in. Eng., P2, Police, 2 Groove w/Power Strg., w/361, 383, 413 and 426 cu.in. Eng., 2 Groove w/Leece-Neville Alternator, w/273 and 318 cu. in. Engine, P2 w/Leece-Neville Alternator, w/361, 383 and 413 cu.in. Eng., P2, D2, 4 Groove w/A/Cond., w/Trailer Tow. Pkg., w/273 cu.in. Eng., 4 Groove	6	1		2205 518	2205 518	2205 518
		6	1	-----	2202 794	2202 794	
		6	1		2202 794	2202 794	2202 794
		6	1		2264 449	2264 449	2264 449
		8	1		1821 411	1821 411	1821 411
		8	1	-----	*1821 449	*1821 449	*1821 449
		8	1		*1855 152	*1855 152	*1855 152
		8	1	-----	-----	*1852 606	
		8	1	-----	*1826 053	*1826 053	*1826 053
		8	1	-----	1859 580	1859 580	
8	1	-----	*1859 252	*1859 252			
8	1		2532 248				

TYPE LETTERS Indicate: V - Valiant R - Belvedere P - Plymouth C - Chrysler
L - Dart W - Coronet D - Dodge Y - Imperial

★ Indicates use as required. Numerals in parentheses () refer to notes. Printed in U.S.A.
 Ⓚ Indicates parts not listed in any previous parts book. Prices and specifications subject to change without notice.
 March 1966 Supersedes May 1965. * Indicates change or addition.

CODE	PART NAME AND DESCRIPTION	CYL	PER CAR	VALIANT	PLYMOUTH BELVEDERE	PLYMOUTH FURY	IMPERIAL
				DART	DODGE CORONET	DODGE POLARA CHRYSLER	
7-06-0 FAN DRIVE AND DRIVE PULLEYS - Cont'd							
7-06-1	PULLEY - Cont'd						
	w/Air Conditioning, w/273 and 318 cu. in. Eng., 3 Groove, P2	8	1	*2402 730	*2402 730	*2402 730	
	w/A/Cond., w/273 cu.in. Eng., 4 Groove . .	8	1	*2463 334			
	w/Model K, A/Cond., Field Installed, Single Groove	8	1	-----	E2011 445	E2011 445	E2011 445
	w/A/Cond., w/Leece-Neville Alternator, w/273 and 318 cu.in. Eng., 4 Groove . . .	8	1	-----	*2532 248		
	w/A/Cond., w/318 cu.in. Eng., P2, 4 Groove	8	1	-----	-----	*2532 248	
	w/A/Cond., w/361 and 383 cu.in. Eng., P2, D2, C1, C2, 4 Groove	8	1	-----	*2465 326	*2465 326	
	w/A/Cond., w/413 cu.in. Eng., D2, C2, C3, 4 Groove	8	1	-----	-----	*2465 325	*2465 757
	w/A/Cond., w/Trailer Tow. Pkg., w/361 and 383 cu.in. Eng., P2, D2, C1, C2	8	1	-----	*1859 252	*1859 252	
	w/A/Cond., w/Trailer Tow. Pkg., w/413 cu.in. Eng., D2, C2, C3, 4 Groove	8	1	-----	-----	*2465 725	
7-06-3	HUB, Fan Drive Pulley, w/Leece-Neville Alternator, w/318 cu.in. Engine, P	8	1	-----	1733 805	1733 805	
7-06-14	PULLEY, Fan Drive, w/o A/Cond., P1	6	1	2202 666	2202 666	2202 666	
	w/A/Cond., P1	6	1	2406 039	2406 039	2406 039	
	w/Leece-Neville Alternator, P1	6	1	2264 450	2264 450	2264 450	
	w/o A/Cond., w/273 and 318 cu.in. Eng., P2	8	1	1852 582	1852 582	1852 582	
	w/A/Cond., w/273 and 318 cu.in. Eng., P2, D2, 1 Groove	8	1	*2463 332	*1852 582	*1852 582	*1852 582
	w/A/Cond., w/Leece-Neville Alternator, w/273 and 318 cu.in. Eng.	8	1	-----	2463 332		
	w/o A/Cond., w/361, 383, 413 and 426 cu.in. Eng., except Hemi., 1 Groove	8	1	-----	*1821 452	*1821 452	*1821 452
	w/A/Cond., w/361, 383 and 413 cu.in. Eng. .	8	1	-----	2465 348	2465 348	2465 348
	w/o A/Cond., w/426 cu.in. Hemi. Eng. . . .	8	1	-----	2402 296		
	w/Leece-Neville Alternator, w/361, 383 and 413 cu.in. Engine, P2, D2, C1, C2, C3, 1 Groove	8	1	-----	*1851 248	*1851 248	
7-07-0 FAN FLUID DRIVE UNIT or THERMAL DRIVE UNIT							
7-07-1	DRIVE, Fan Fluid, w/o A/Cond., w/426 cu.in. Eng., P2, D2, R w/426 cu.in. Eng., Hemi.	8	1	-----	*2268 903	*2402 848	
	w/A/Cond., w/273 and 318 cu.in. Eng., P2 .	8	1	2536 675	2536 675	2536 675	
	w/A/Cond., w/361, 383 and 413 cu.in. Eng. .	8	1	-----	2536 677	2536 677	2536 677
7-08-0 RADIATOR CORE FAN SHROUD							
7-08-2	SHROUD, Upper	6	1	2524 501	2578 597	2524 932	
	Lower	6	1	2524 508	2578 599	2449 954	
	Upper	8	1	2524 306	2417 423	2524 936	1686 412
	Lower	8	1	2524 313	2417 427	2449 958	1686 414
7-08-7	BUMPER, Shroud to Core		4	-----	-----	2578 574	1624 506
7-08-9	FILLER, Shroud to Core		2	-----	2099 963		
7-08-13	BRACKET, Shroud to Core		4	2099 555			
	Right, R1, W1	8	4	2524 494	2099 555		
	Left, R1, W1		1	-----	2099 944	2524 176	1686 451
			1	-----	2099 945	2524 177	1686 453

TYPE LETTERS Indicate: V - Valiant R - Belvedere P - Plymouth C - Chrysler
 L - Dart W - Coronet D - Dodge Y - Imperial

★Indicates use as required. Numerals in parentheses () refer to notes. Printed in U.S.A.
 ⓂIndicates parts not listed in any previous parts book. Prices and specifications subject to change without notice.
 * Indicates change or addition. Page 7-17 March 1966 Supersedes May 1965.

1965 PASSENGER CAR PARTS CATALOG

CODE	PART NAME AND DESCRIPTION	CYL	PER CAR	VALIANT	PLYMOUTH BELVEDERE	PLYMOUTH FURY	IMPERIAL
				DART	DODGE CORONET	DODGE POLARA CHRYSLER	
7-08-O RADIATOR CORE FAN SHROUD - Cont'd							
7-08-15	STUD, Upper to Lower Shroud	8	2	-----	1641 903		
	SCREW, Bracket to Core		4	-----	*6023 092	*6023 092	
7-08-20	SEAL, Lower (22 inches)	8	★	-----	1242 974		

CODE	PART NAME AND DESCRIPTION	CYL	PER CAR	STANDARD	HIGH ALTITUDE	AIR CONDITIONING
7-11-O RADIATOR CORE						
7-11-3	CORE, V1, L1, w/Manual Trans.	6	1	2524 952	2524 957	2524 957
	V1, L1, w/Auto. Trans.	6	1	2524 956	2524 957	2524 957
	R1, W1, w/Manual Trans.	6	1	2524 963	2524 965	2524 965
	R1, W1, w/Auto. Trans.	6	1	2524 964	2524 965	2524 965
	P1	6	1	2524 974	2524 975	2524 975
	V2, L2	8	1	2524 961	2524 962	2524 962
	R2, W2, w/273 and 318 cu. in. Engine, w/Manual Trans.	8	1	2524 966	2524 969	2524 969
	R2, W2, w/273 and 318 cu. in. Engine, w/Auto. Trans.	8	1	2524 968	2524 969	2524 969
	R2, W2, w/361, 383 and 426 cu. in. Engine, w/Manual Trans.	8	1	2524 970	2524 972	2524 972
	R2, W2, w/361, 383 and 426 cu. in. Engine w/Auto. Trans.	8	1	2524 972	2524 972	2524 972
	P2, w/318 cu. in. Engine, w/Manual Trans.	8	1	2524 976	2524 978	2524 978
	P2, w/318 cu. in. Engine, w/Auto. Trans.	8	1	2524 978	2524 992	2524 992
	P2, D2, C1, C2, w/383 cu. in. Engine, w/Manual Trans.	8	1	2524 982	2524 984	2524 984
	P2, D2, C1, C2, w/383 cu. in. Engine, w/Auto. Trans., w/2 Bbl. Carburetor	8	1	2524 982	2524 984	2524 984
	P2, D2, C1, C2, w/383 cu. in. Engine, w/Auto. Trans., w/4 Bbl. Carburetor	8	1	2524 983	2524 984	2524 984
	P2, D2, C2, w/413 and 426 cu. in. Engine, w/Manual Trans.	8	1	2524 986	2524 989	2524 989
	P2, D2, C2, w/413 and 426 cu. in. Engine, w/Auto. Trans.	8	1	2524 989	2524 989	2524 989
	C3, w/413 cu. in. Engine	8	1	2524 986	2524 989	2524 989
	C3, w/413 cu. in. Engine, w/Special Cam	8	1	2524 989	2524 989	2524 989
	Y1, w/413 cu. in. Engine	8	1	2524 990	2524 991	2524 991

CODE	PART NAME AND DESCRIPTION	CYL	PER CAR	VALIANT	PLYMOUTH BELVEDERE	PLYMOUTH FURY	IMPERIAL
				DART	DODGE CORONET	DODGE POLARA CHRYSLER	
7-12-O RADIATOR FILLER CAP							
7-12-1	CAP, 16 Pound Pressure		1	1686 107	1686 107	1686 107	1686 107
7-13-O RADIATOR DRAIN COCK							
7-13-2	DRAIN COCK, Radiator		1	1686 198	1686 198	1686 198	1686 198
7-14-O RADIATOR HOSE							
7-14-4	HOSE, Inlet, Upper, w/170 cu. in. Engine	6	1	2268 911			
	w/225 cu. in. Engine	6	1	2268 912			
	w/o A/Cond., w/Trailer Tow. Pkg., Formed Hose, P1	6	1	-----	2536 517	2536 518	
	w/o A/Cond.	6	1	-----	1881 804	2463 665	

TYPE LETTERS Indicate: V - Valiant R - Belvedere P - Plymouth C - Chrysler
 L - Dart W - Coronet D - Dodge Y - Imperial

★Indicates use as required. Numerals in parentheses () refer to notes. Printed in U.S.A.
 †Indicates parts not listed in any previous parts book. Prices and specifications subject to change without notice.
 March 1966 Supersedes May 1965. Page 7-18 * Indicates change or addition.

CODE	PART NAME AND DESCRIPTION	C Y L	PER CAR	VALIANT	PLYMOUTH BELVEDERE	PLYMOUTH FURY	IMPERIAL
				DART	DODGE CORONET	DODGE POLARA CHRYSLER	
7-14-0 RADIATOR HOSE - Cont'd							
7-14-4	HOSE - Cont'd						
	w/A/Cond., Flexible Hose	6	1	-----	1881 805	2463 666	
	w/o A/Cond., w/Trailer Pkg.	6	1	-----	1881 805		
	w/Auto. Trans., Police and Taxi	6	1	-----	2406 713	2468 336	
	w/o A/Cond.	8	1	2465 801			
	w/A/Cond.	8	1	2465 802			
	w/o A/Cond., w/273 and 318 cu.in. Eng., P2	8	1	-----	1881 806	1881 806	
	w/A/Cond., w/273 cu.in. Eng.	8	1	*2084 044	2084 044		
	w/A/Cond., w/318 cu.in. Eng., P2	8	1	-----	2465 898	2465 898	
	w/o A/Cond., w/361, 383 and 426 cu.in. Eng., Molded	8	1	-----	*2402 720		
	w/A/Cond., w/361 and 383 cu.in. Eng.	8	1	-----	1881 806		
	w/o A/Cond., w/383, 413 and 426 cu.in. Eng.	8	1	-----		1881 812	1881 812
	w/A/Cond., w/383 and 413 cu.in. Eng.	8	1	-----		E2465 771	E2465 771
	w/o A/Cond., w/383, 413 and 426 cu.in. Eng., w/Heavy Duty Radiator	8	1	-----		1881 806	
	w/Leece-Neville Alternator, w/361, 383 and 413 cu.in. Engine, P2, D2	8	1	-----	1881 806	2468 302	
7-14-5	HOSE, Outlet, Lower	6	1	2268 651	2268 598	2463 667	
	w/225 cu.in. Engine, w/A727 Auto. Trans.	6	1	-----	2406 714	2468 337	
	w/273 and 318 cu.in. Engine, P2	8	1	2465 803	1881 805	1881 806	
	w/361, 383, 413 and 426 cu.in. Engine	8	1	-----	2196 934	1881 810	1881 809
	w/Air Cond., w/273, 361, 381, 413 and 426 cu.in. Eng.	8	1	-----	*1881 806	*1881 806	*1881 806
7-14-9	HOSE, Water Pump By-Pass 5/8" I.D., 50 foot roll	6	★	1315 466	1315 466	1315 466	
	w/273 cu.in. Engine	8	1	2465 085	2465 085		
	w/318 cu.in. Engine, P2, D2	8	1	-----	1730 366	1730 366	
7-14-13	CLAMP, Hose, Worm Gear Type 1 1/4" to 1 15/16"		★	2448 762	2448 762	2448 762	2448 762
	1 1/2" to 2 1/4"		★	2448 763	2448 763	2448 763	2448 763
	2 1/8" to 2 7/8"		★	2448 764	2448 764	2448 764	2448 764
7-14-31	HOSE, Radiator Overflow 9/32" I.D. (sold by the inch)		★	1904 950	1904 950	1904 950	1904 950
7-16-0 RADIATOR GRILLE							
7-16-11	GRILLE, Radiator, V, except signet and Barracuda		1	2445 218			
	V, Signet		1	2524 911			
	V, Barracuda		1	2524 076			
	L, R, P		1	2445 219	2445 220	2445 221	
	W, D2		1	-----	2445 222	2445 246	
	C1	8	1	-----		2445 224	
	C2	8	1	-----		2445 225	
	C3	8	1	-----		2445 226	
	Right		1	-----			2524 530
	Left		1	-----			2524 531
	SCREEN, Radiator Grille, Right, Barracuda		1	2524 074			
	Left, Barracuda		1	2524 075			
	EXTENSION, Radiator Grille, Right, D2	8	1	-----		2524 064	
	Left, D2	8	1	-----		2524 065	
	Right, C1	8	1	-----		2524 082	
	Left, C1	8	1	-----		2524 083	

TYPE LETTERS indicate: V - Valiant R - Belvedere P - Plymouth C - Chrysler
L - Dart W - Coronet D - Dodge Y - Imperial

★ Indicates use as required. Numerals in parentheses () refer to notes. Printed in U.S.A.
⊕ Indicates parts not listed in any previous parts book. Prices and specifications subject to change without notice.
* Indicates change or addition. March 1966 Supersedes May 1965.

CODE	PART NAME AND DESCRIPTION	C Y L	PER CAR	VALIANT	PLYMOUTH BELVEDERE	PLYMOUTH FURY	IMPERIAL
				DART	DODGE CORONET	DODGE POLARA CHRYSLER	
7-16-0 RADIATOR GRILLE - Cont'd							
7-16-22	BRACE, Grille to Lock Support V, Barracuda, R, D		1	*2524 466	*2524 146	*2445 859	
	W		1	-----	2524 043		
	W, Brace Assy.		1	-----	2524 043		
	Grille Frame to Air Shield, Right, V, Barracuda		1	2524 464			
	Left, V, Barracuda		1	2524 465			
	Grille Outer, Right, D2	8	1	-----	-----	2524 088	
	Left, D2	8	1	-----	-----	2524 089	
	Upper to Lower Grille Panel		1	-----	-----	-----	2445 768
7-16-23	STRAP, Reinforcement Upper	8	2	-----	-----	-----	2579 445
	Lower, Right	8	1	-----	-----	-----	2579 446
	Lower, Left	8	1	-----	-----	-----	2579 447
7-16-25	BRACKET, Grille Outer Brace Cross Bar, D2	8	2	-----	-----	2524 198	
7-16-36	RADIATOR GRILLE FRAME AND MOULDINGS						
	NOTE: See Exterior Moulding Illustrations in Front of Group 23 Body.						
7-16-44	RADIATOR GRILLE PANEL LOWER MOULDING CAP						
	NOTE: See Exterior Moulding Illustrations in Front of Group 23 Body.						
7-16-47	BAR, Grille Horizontal, C2 except 300 L	8	1	-----	-----	2524 266	
	C2-300 L	8	1	-----	-----	2578 703	
7-16-54	WASHER-CUP, Rad. Grille to Radiator Panel Extension		4	-----	-----	-----	* 600 073
7-16-63	PANEL, Radiator Grille, R		1	-----	2576 142		
	W		1	-----	2445 542		
	Upper		1	-----	-----	-----	2445 766
	Lower		1	-----	-----	-----	2445 480
7-16-82	BUMPER, Radiator Grille, L		7	2578 820			
7-16-118	DOUBLER, Radiator Grille Opening Side Panel Extension Ballast Block, Right, Cv. Cp.		1	-----	-----	-----	2449 992
	Left, Cv. Cp.		1	-----	-----	-----	2449 993
7-17-0 RADIATOR GRILLE MEDALLION OR ORNAMENT							
	NOTE: See Exterior Moulding Illustrations in Front of Group 23 Body.						
7-17-5	RETAINER, Grille Medallion V, except Signet. Inner, V, Signet		1	2449 717			
	Outer, V, Signet		1	2524 913			
	Outer, V, Signet		1	2524 914			
7-17-10	FRAME, w/STUD, Grille Medallion C1	8	1	-----	-----	2578 768	
7-26-0 RADIATOR YOKE							
7-26-2	YOKE, Radiator		1	-----	-----	2493 625	
	Y1 except Cv. Cp.		1	-----	-----	-----	2417 460
	Y1 Cv. Cp.		1	-----	-----	-----	2524 050
7-26-9	SEAL, to Hood		1	-----	2578 554		
	To Radiator Core, Upper, P, D	8	1	-----	-----	*2579 753	
	Lower, P	8	1	-----	-----	2579 754	

TYPE LETTERS indicate:

V - Valiant
L - DartR - Belvedere
W - CoronetP - Plymouth
D - DodgeC - Chrysler
Y - Imperial

*Indicates use as required.

Numerals in parentheses () refer to notes.

Printed in U.S.A.

EIndicates parts not listed in any previous parts book.
March 1966 Supersedes May 1965.

Prices and specifications subject to change without notice.

CODE	PART NAME AND DESCRIPTION	C Y L	PER CAR	VALIANT	PLYMOUTH BELVEDERE	PLYMOUTH FURY	IMPERIAL
				DART	DODGE CORONET	DODGE POLARA	
7-26-O RADIATOR YOKE - Cont'd							
7-26-15	SHIELD, Radiator Air, V, except Barracuda		1	2525 867			
	V, Barracuda		1	2525 872			
	L		1	2445 265			
	R, W		1	-----	2445 784		
	P		1	-----	-----	2445 830	
	D2		8	-----	-----	2445 832	
7-26-18	SHIM, Yoke to Frame		★	-----	-----	1902 763	
7-26-22	EXTENSION, Radiator Air Shield Flange, L		1	2449 435			
7-26-24	REINFORCEMENT, Air Shield, V		1	2445 705			
	L, D		1	*2449 434			
7-26-28	BRACKET, Radiator Yoke to Frame Mounting, Y1 Cv. Cp.		2	-----	-----	-----	2467 658
7-26-30	PANEL, Radiator Yoke Side, Right		1	2524 446	2099 334		
	Left		1	2524 447	2099 335		
7-26-32	CROSSMEMBER, Radiator Yoke Side Panel Upper		1	2524 129	2099 339		
	NOTE: For Lower Crossmember see Part Type Code 23-32-17.						
7-26-37	BRACKET, Upper Crossmember to Side Shield, Right		1	-----	2099 598		
	Left		1	-----	2099 599		
7-31-O RADIATOR DUST SHIELD							
7-31-10	SHIELD, Dust, C, Y1	8	1	-----	-----	2445 300	2417 077
7-31-12	SCOOP, Dust Shield Air	8	2	-----	-----	-----	2445 021
7-33-O RADIATOR CROSS BAR							
7-33-1	BAR, Radiator Cross, R, P		1	-----	2445 482	2578 741	
	W, D2		1	-----	2524 329	2578 751	
	C, Y1	8	1	-----	-----	2578 750	2417 412
7-33-4	SUPPORT, Cross Bar Yoke		2	-----	-----	2445 425	
7-33-18	BRACKET and NUT, Cross Bar, P		2	-----	-----	*2524 199	
	BRACE, Cross Bar to Hood Lock Support		1	-----	-----	-----	2524 301
7-33-22	PLATE, Cross Bar Bumper, Right, L		1	2578 850			
	Left, L		1	2578 851			
7-35-O RADIATOR STONE DEFLECTOR							
7-35-2	DEFLECTOR, P		1	-----	-----	2445 304	
	C	8	1	-----	-----	2445 750	
7-35-4	EXTENSION, Radiator Stone Deflector, Right, C	8	1	-----	-----	2445 436	
	Left, C	8	1	-----	-----	2445 437	
7-35-14	BRACKET, Stone Deflector to Grille Frame, Inner, C	8	2	-----	-----	2524 067	
	Outer, C	8	2	-----	-----	2524 068	

TYPE LETTERS Indicate:

V - Valiant
L - Dart

R - Belvedere
W - Coronet

P - Plymouth
D - Dodge

C - Chrysler
Y - Imperial

★ Indicates use as required.

Numerals in parentheses () refer to notes.

Printed in U.S.A.

ⓑ Indicates parts not listed in any previous parts book.

Prices and specifications subject to change without notice.

* Indicates change or addition.

March 1966 Supersedes May 1965.

1965 PASSENGER CAR PARTS CATALOG

COOLING

CODE	PART NAME AND DESCRIPTION	C Y L	PER CAR	VALIANT	PLYMOUTH BELVEDERE	PLYMOUTH FURY	IMPERIAL
				DART	DODGE CORONET	DODGE POLARA CHRYSLER	
7-41 O THERMOSTAT							
7-41-4	THERMOSTAT, 160° Fahrenheit, P1	6	1	2465 170	2465 170	2465 170	
	180° Fahrenheit, P1	6	1	2465 169	2465 169	2465 169	
	180° Fahrenheit	8	1	2128 994	2128 994	2128 994	2128 994
7-42-O WATER PUMP							
7-42-1	WATER PUMP PACKAGE, P1	6	1	2196 910	2196 910	2196 910	
	w/o A/Cond., w/273 and 318 cu.in.						
	Engine, P2	8	1	2448 315	2448 315	2448 315	
	w/A/Cond., w/273 and 318 cu.in.						
	Engine, P2, D2	8	1	*2585 385	*2448 315	*2448 315	
	w/o A/Cond., w/361, 383, 413 and 426						
	cu.in. Eng., except Hemi. Eng.	8	1	----	2448 326	2448 326	2448 326
	w/A/Cond., w/361, 383 and 413 cu.in. Eng. .	8	1	----	*2585 384	*2585 384	*2585 384
	w/o A/Cond., w/426 cu.in. Hemi. Eng. . . .	8	1	----	*2585 384		
7-42-4	REPAIR PACKAGE, Water Pump for						
	2196 910 Pump, P1	6	1	2298 907	2298 907	2298 907	
	For 2448 315 Pump, P2	8	1	2421 376	2421 376	2421 376	
	For 2525 098 Pump, P2, D2	8	1	2525 099	----	2421 376	
	For 2448 326 Pump	8	1	----	2448 327	2448 327	2448 327
	For 2448 328 Pump	8	1	----	2448 329	2448 329	2448 329
7-43-O WATER PUMP HOUSING							
7-43-1	HOUSING, w/o A/Cond., w/361, 383, 413 and						
	426 cu.in. Eng., except Hemi. Eng.	8	1	----	2525 498	2525 498	2525 498
	426 cu.in. Engine, Hemispherical	8	1	----	2536 725		
	w/A/Cond., w/361, 383 and 413 cu.in. Eng. .	8	1	----	2585 314	2585 314	2585 314
	w/o A/Cond., w/426 cu.in. Hemi. Eng. . . .	8	1	----	2585 314		
7-43-8	CAP, Water Pump Body Heater Hole	6	1	2128 425	2128 425	2128 425	
7-44-O WATER PUMP GASKET							
7-44-3	GASKET, Body, P1	6	1	1947 521	1947 521	1947 521	
	w/273 and 318 cu.in. Eng., P2, D	8	1	*2129 013	*2129 013	*2129 013	
	w/361, 383, 413 and 426 cu.in. Engine	8	1	----	1737 705	1737 705	1737 705
7-44-4	GASKET, to Intermediate Plate, P1	6	1	1947 523	1947 523	1947 523	
	To Cylinder Block, w/361, 383, 413 and						
	426 cu.in. Engine	8	2	----	1737 761	1737 761	1737 761
7-45-O WATER PUMP IMPELLER							
7-45-31	IMPELLER, Water Pump, P1	6	1	2205 549	2205 549	2205 549	
	w/o A/Cond., w/273 and 318 cu.in. Eng.,						
	P2, D2	8	1	*2402 795	*2402 795	*2402 795	
	w/A/Cond., w/273 and 318 cu.in. Eng., P2 .	8	1	2463 643	2402 795	2402 795	
	w/o A/Cond., w/361, 383, 413 and 426						
	cu.in. Eng., except Hemi. Eng.	8	1	----	2402 909	2402 909	2402 909
	w/A/Cond., w/361, 383, and 413 cu.in. Eng.	8	1	----	2402 923	2402 923	2402 923
	w/o A/Cond., w/426 cu.in. Hemi. Eng. . . .	8	1	----	2402 923		
7-46-O WATER PUMP SEAL							
7-46-1	SEAL		1	2120 955	2120 955	2120 955	2120 955
7-48-O WATER PUMP ELBOW OR NIPPLE							
7-48-22	NIPPLE, By-Pass, P1	6	1	1947 643	1947 643	1947 643	
	w/273 and 318 cu.in. Eng., P2, D	8	2	*1618 668	*1618 668	*1618 668	

TYPE LETTERS Indicate: V - Valiant R - Belvedere P - Plymouth C - Chrysler
 L - Dart W - Coronet D - Dodge Y - Imperial

*Indicates use as required. Numerals in parentheses () refer to notes. Printed in U.S.A.
 †Indicates parts not listed in any previous parts book. Prices and specifications subject to change without notice.
 March 1966 Supersedes May 1965. * Indicates change or addition.