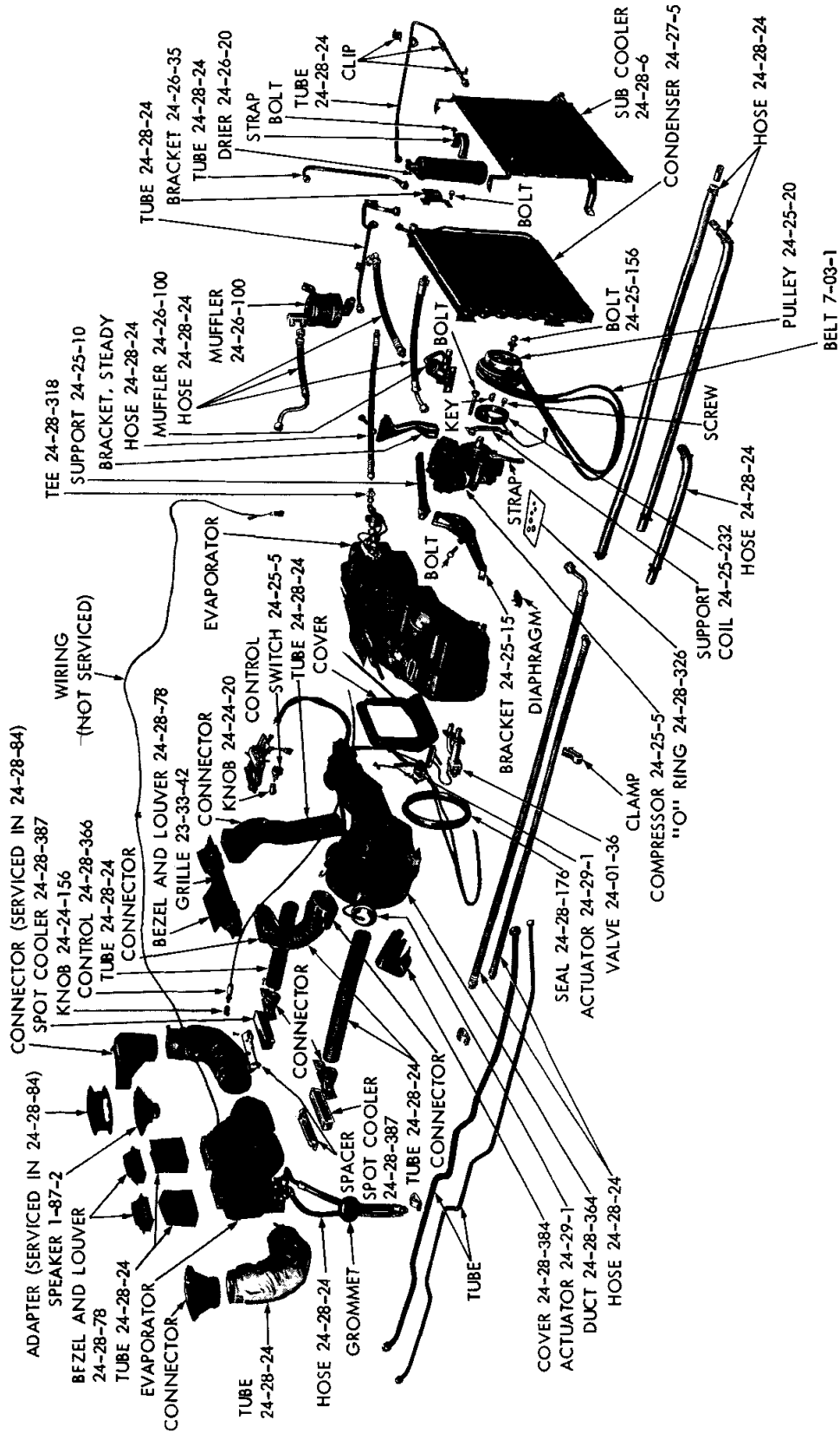


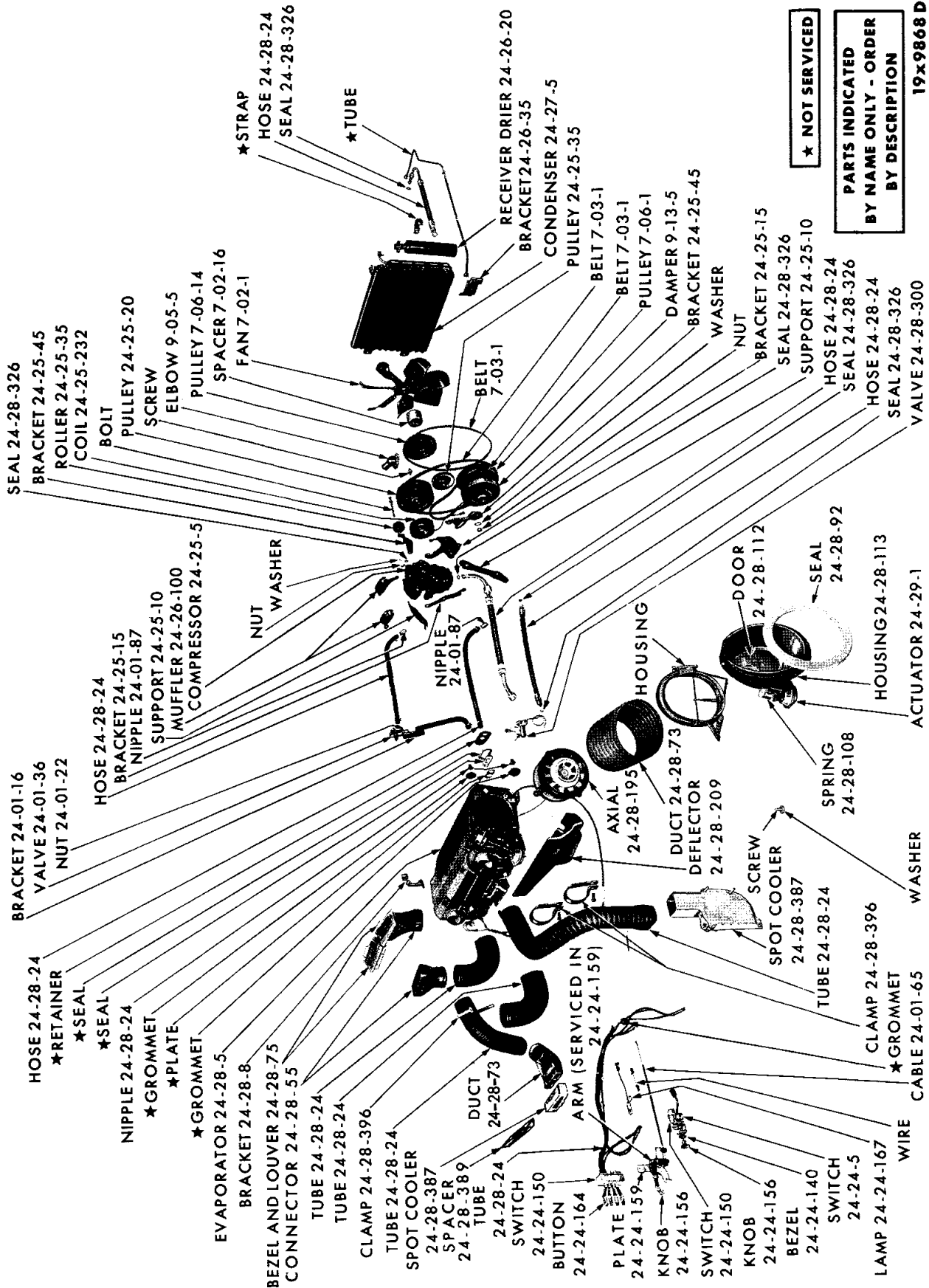
GROUP 24 - AIR CONDITIONING



PARTS INDICATED
BY NAME ONLY - ORDER
BY DESCRIPTION

19x9971A

AIR CONDITIONING SYSTEM - MODELS 202 AND 912

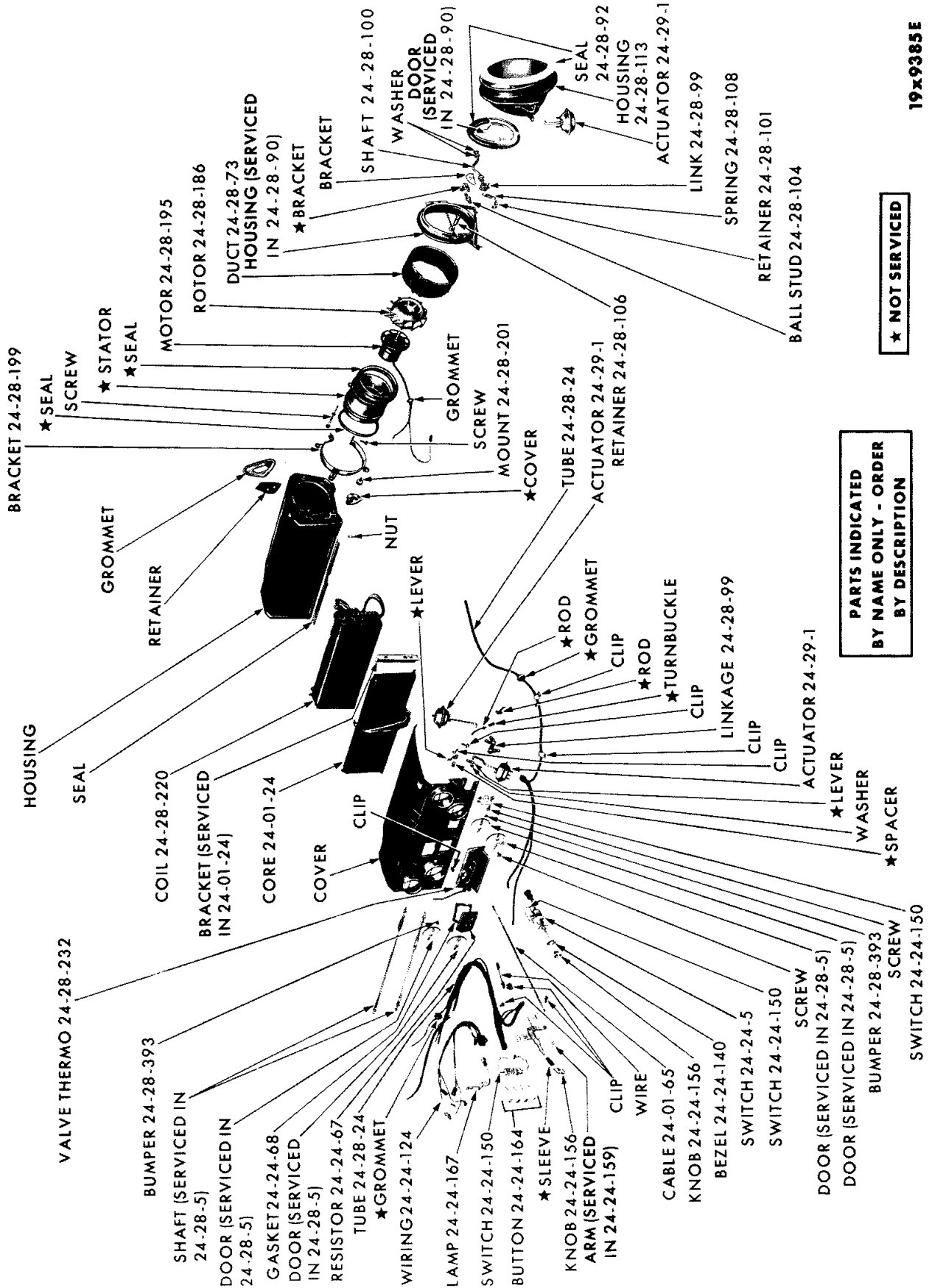


★ NOT SERVICED

PARTS INDICATED
BY NAME ONLY - ORDER
BY DESCRIPTION

19x9868 D

AIR CONDITIONING SYSTEM - MODEL 952

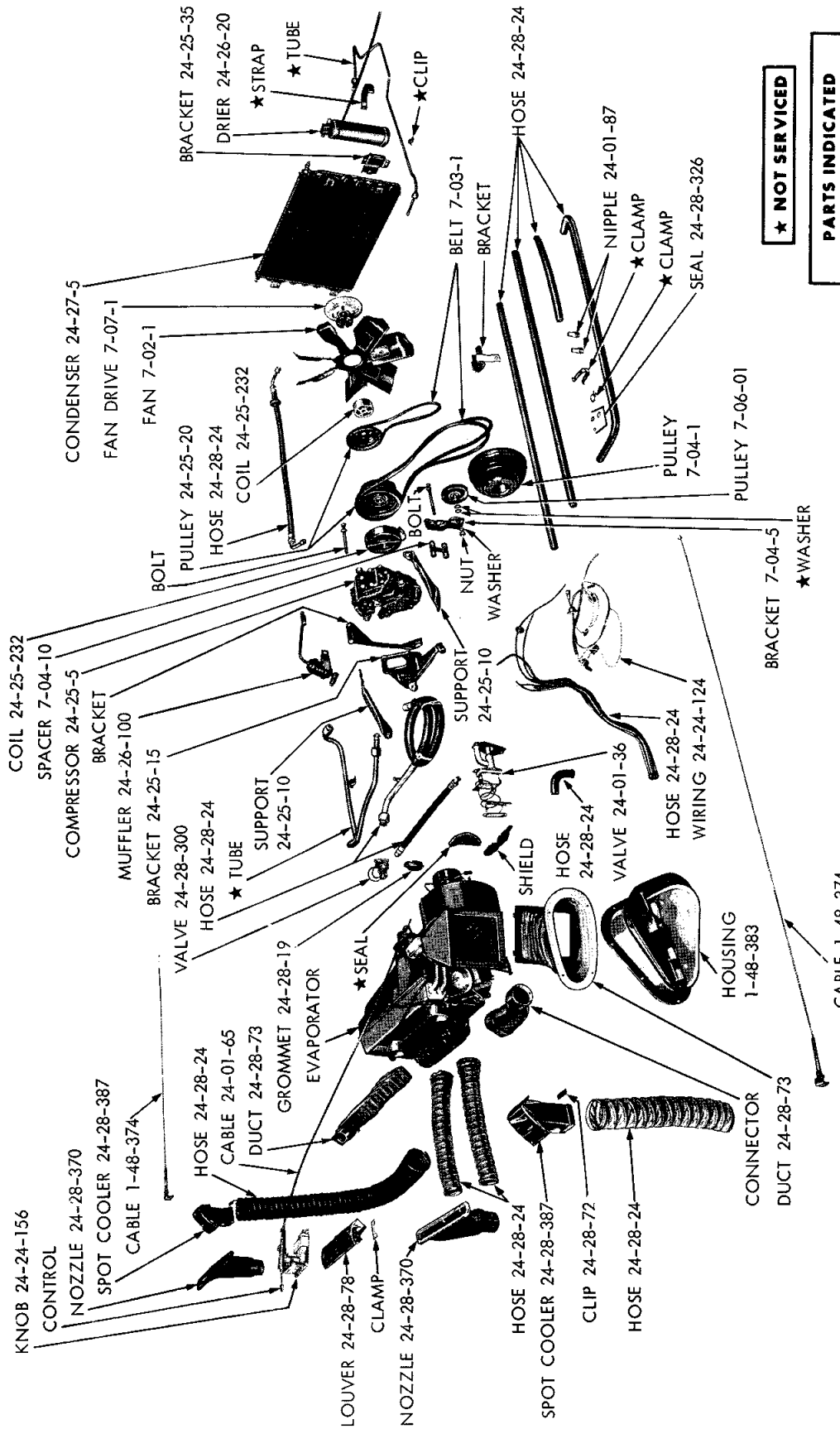


**PARTS INDICATED
BY NAME ONLY - ORDER
BY DESCRIPTION**

★ NOT SERVICED

19x9385E

AIR CONDITIONING EVAPORATOR - MODEL 932

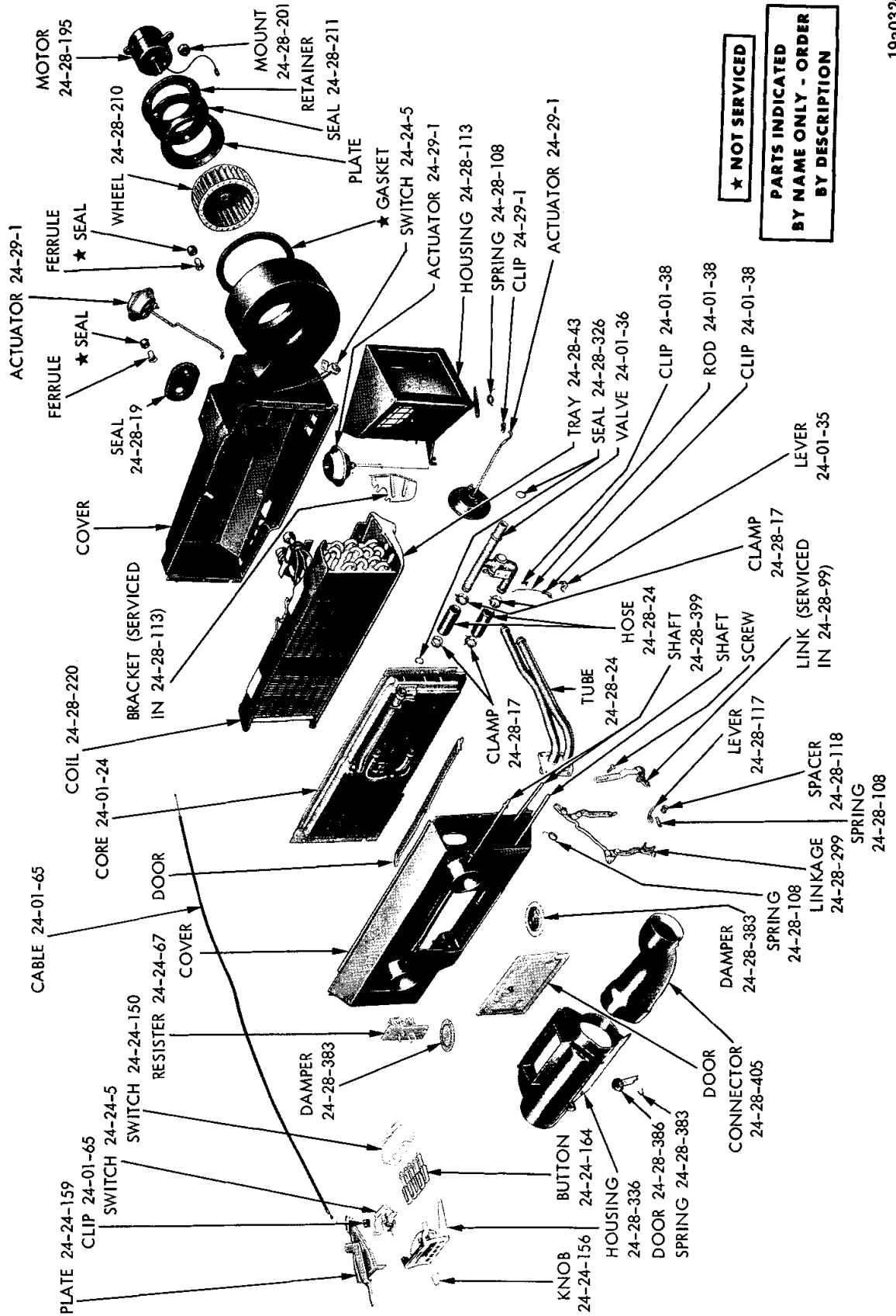


★ NOT SERVICED

PARTS INDICATED
BY NAME ONLY - ORDER
BY DESCRIPTION

19a0311

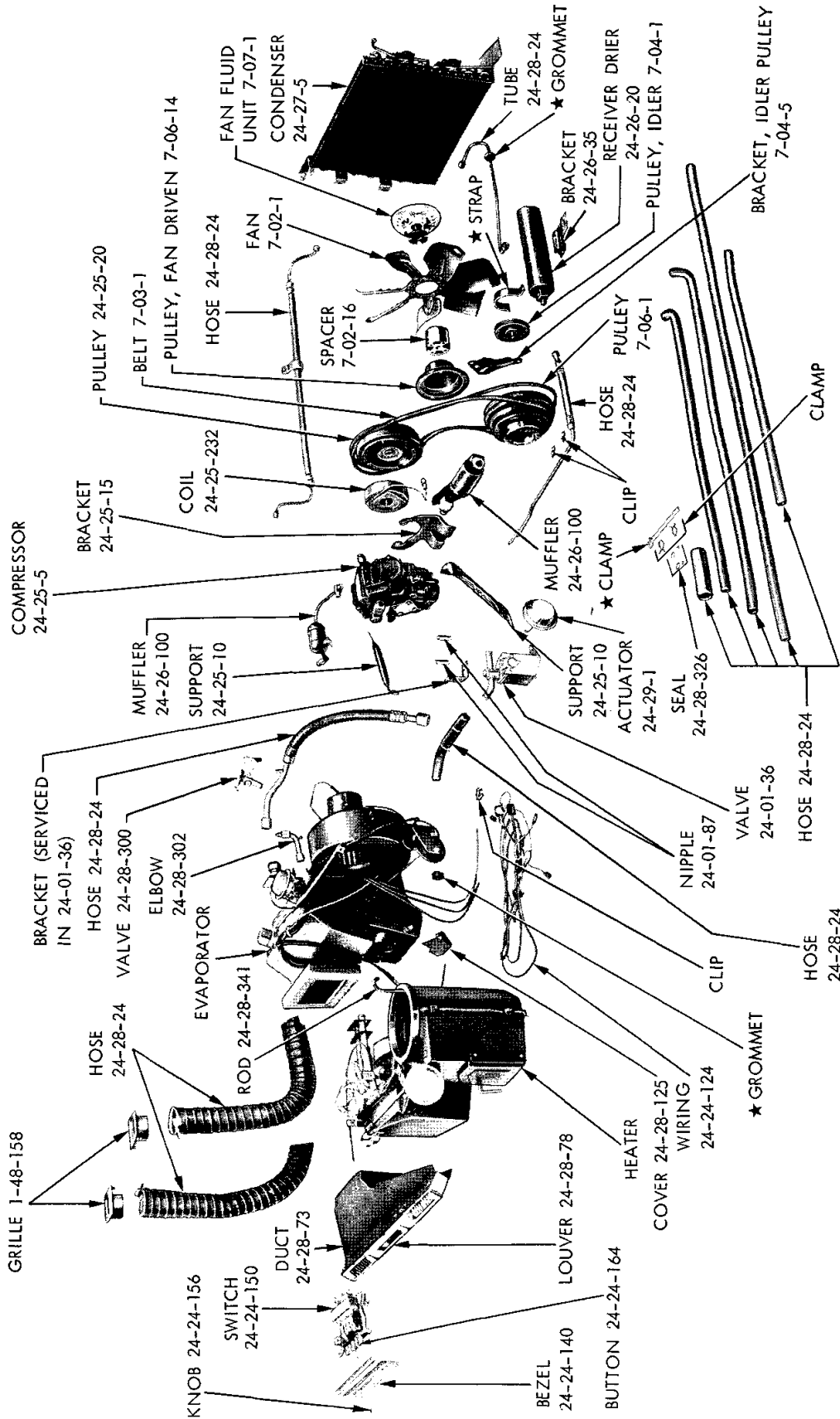
AIR CONDITIONING SYSTEM - MODEL 953



★ NOT SERVICED
 PARTS INDICATED
 BY NAME ONLY - ORDER
 BY DESCRIPTION

19a0320

AIR CONDITIONING EVAPORATOR - MODEL 953



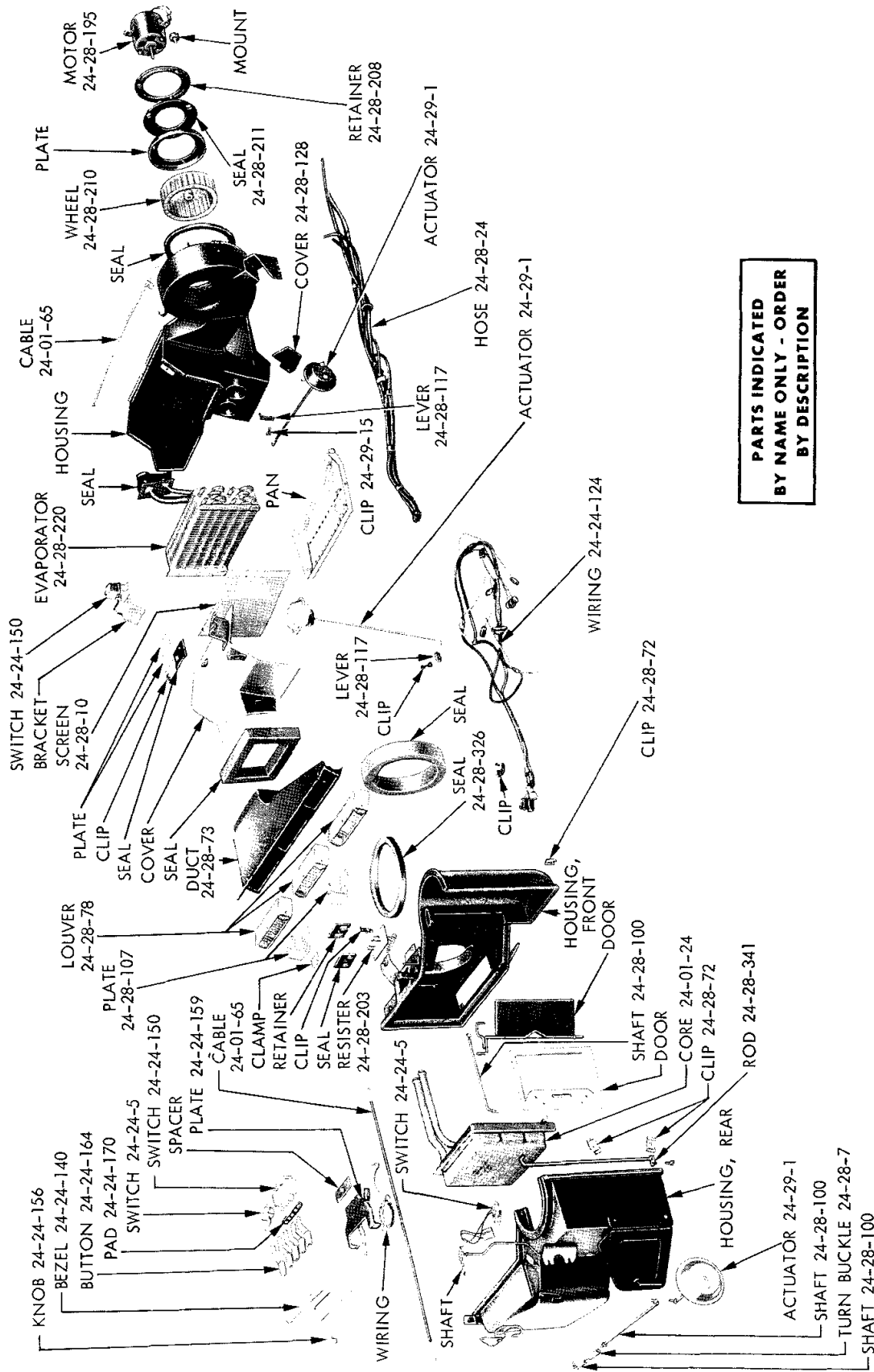
PARTS INDICATED
BY NAME ONLY - ORDER
BY DESCRIPTION

★ NOT SERVICED

19a0319A

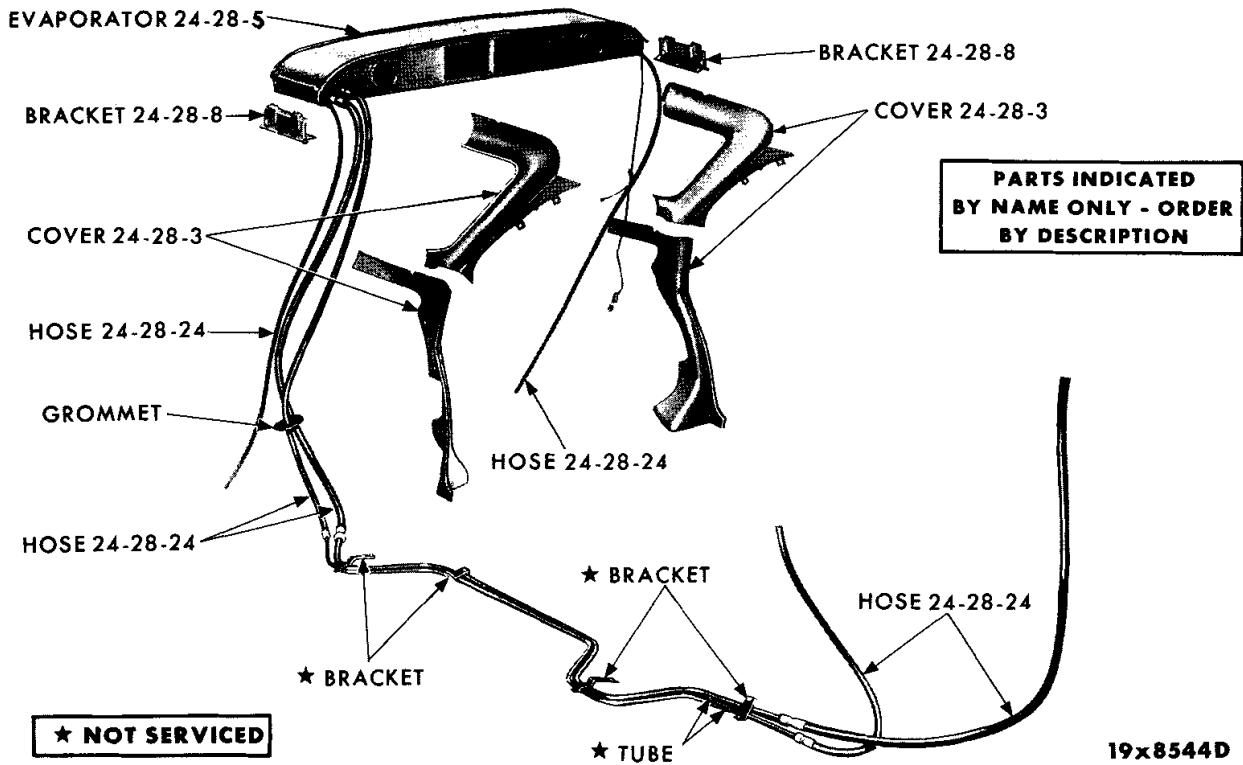
AIR CONDITIONING SYSTEM - MODEL 954

19a0308 A

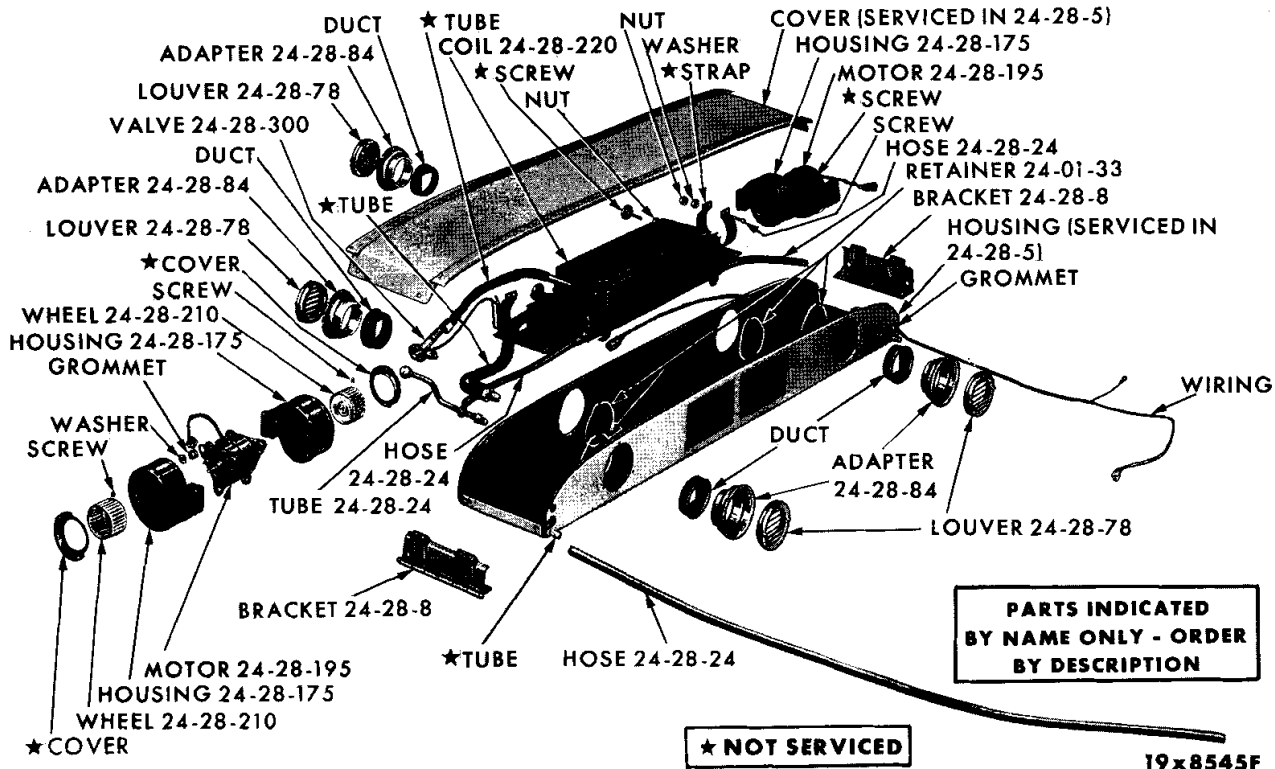


**PARTS INDICATED
BY NAME ONLY - ORDER
BY DESCRIPTION**

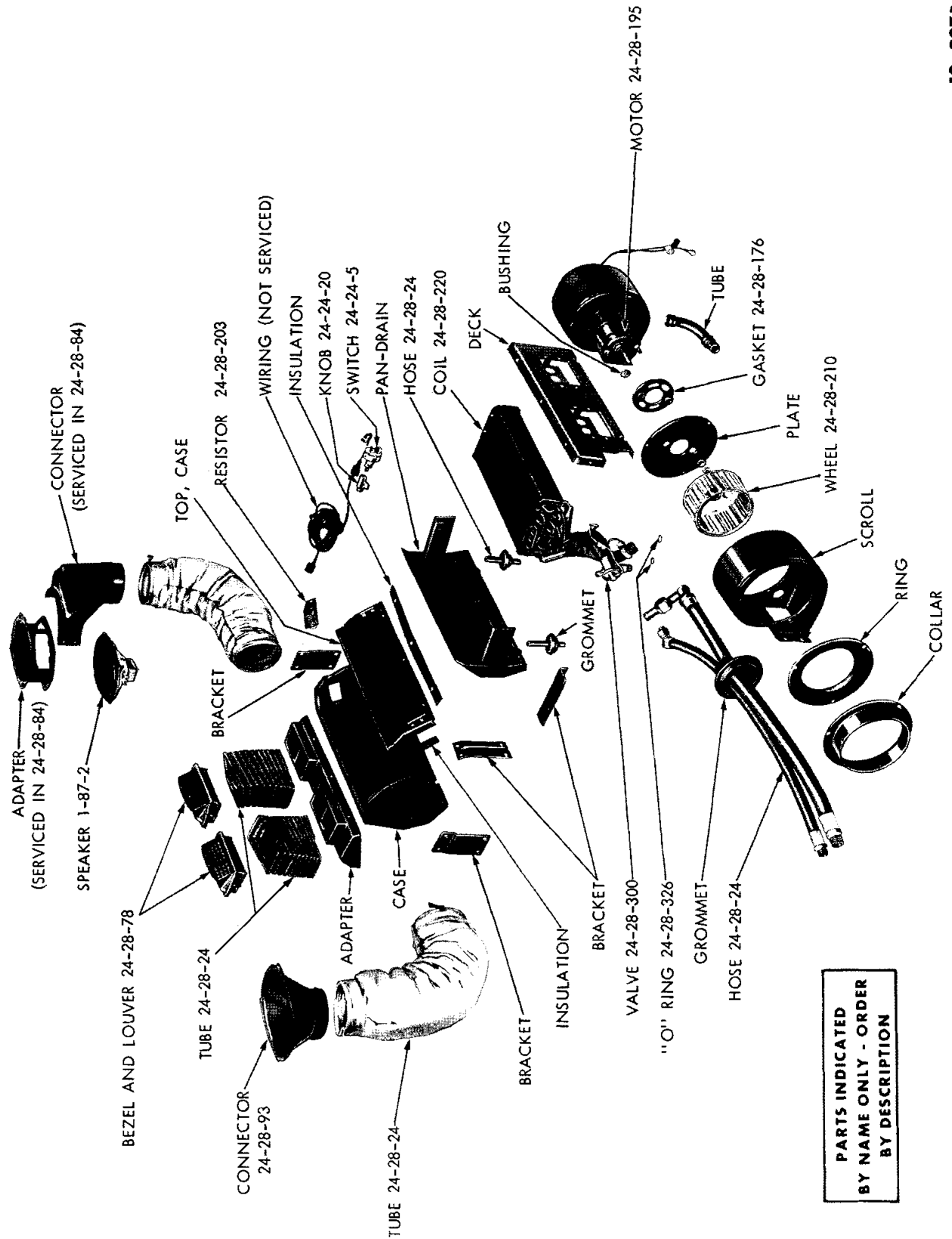
AIR CONDITIONING EVAPORATOR (MODEL 954) - VALIANT AND DART



AIR CONDITIONING SYSTEM (ROOF UNIT) - STATION WAGON



AIR CONDITIONING EVAPORATOR (ROOF UNIT) - STATION WAGON



PARTS INDICATED
 BY NAME ONLY - ORDER
 BY DESCRIPTION

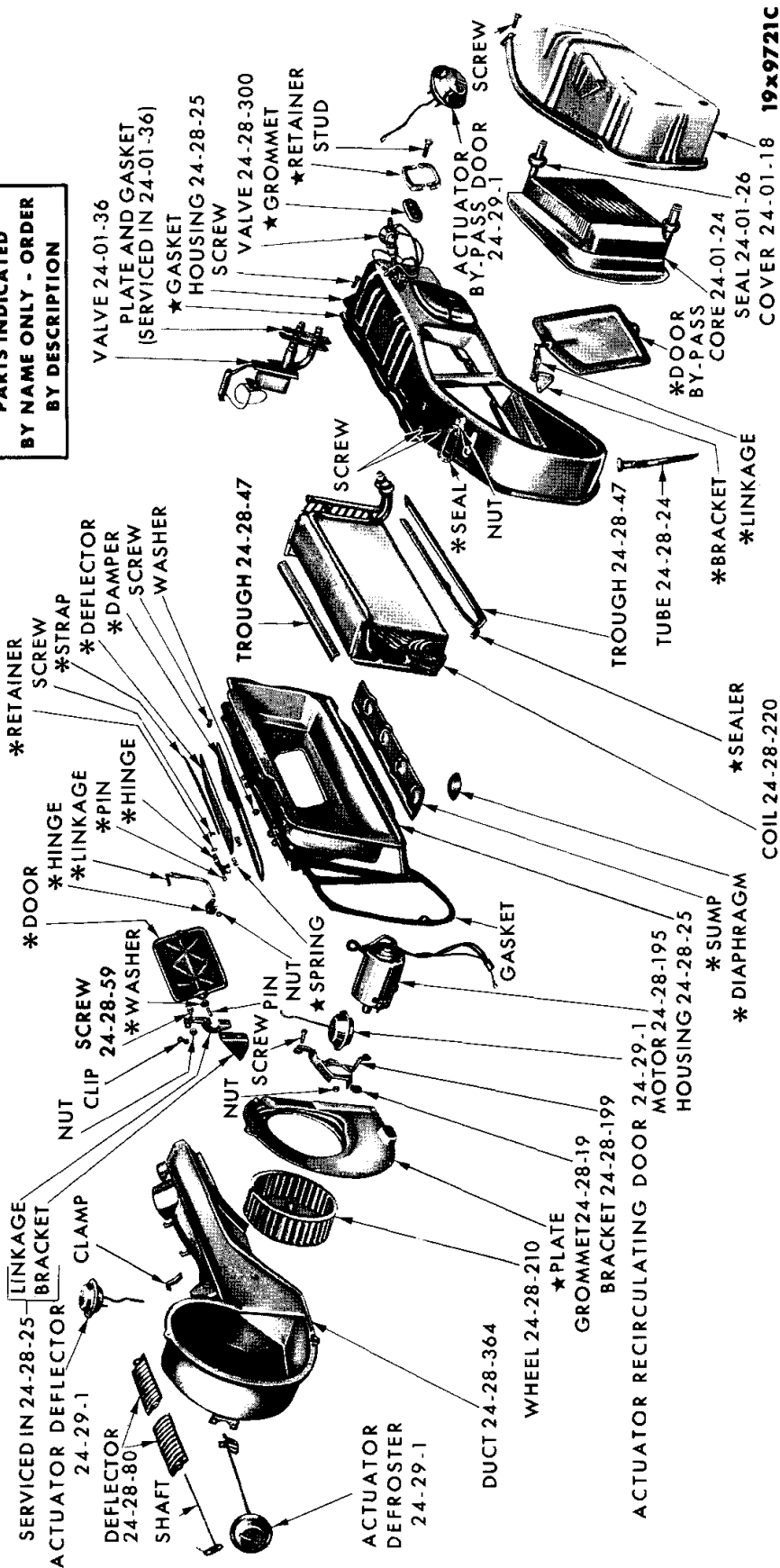
19x9975A

AIR CONDITIONING EVAPORATOR (TRUNK UNIT) - MODEL 202

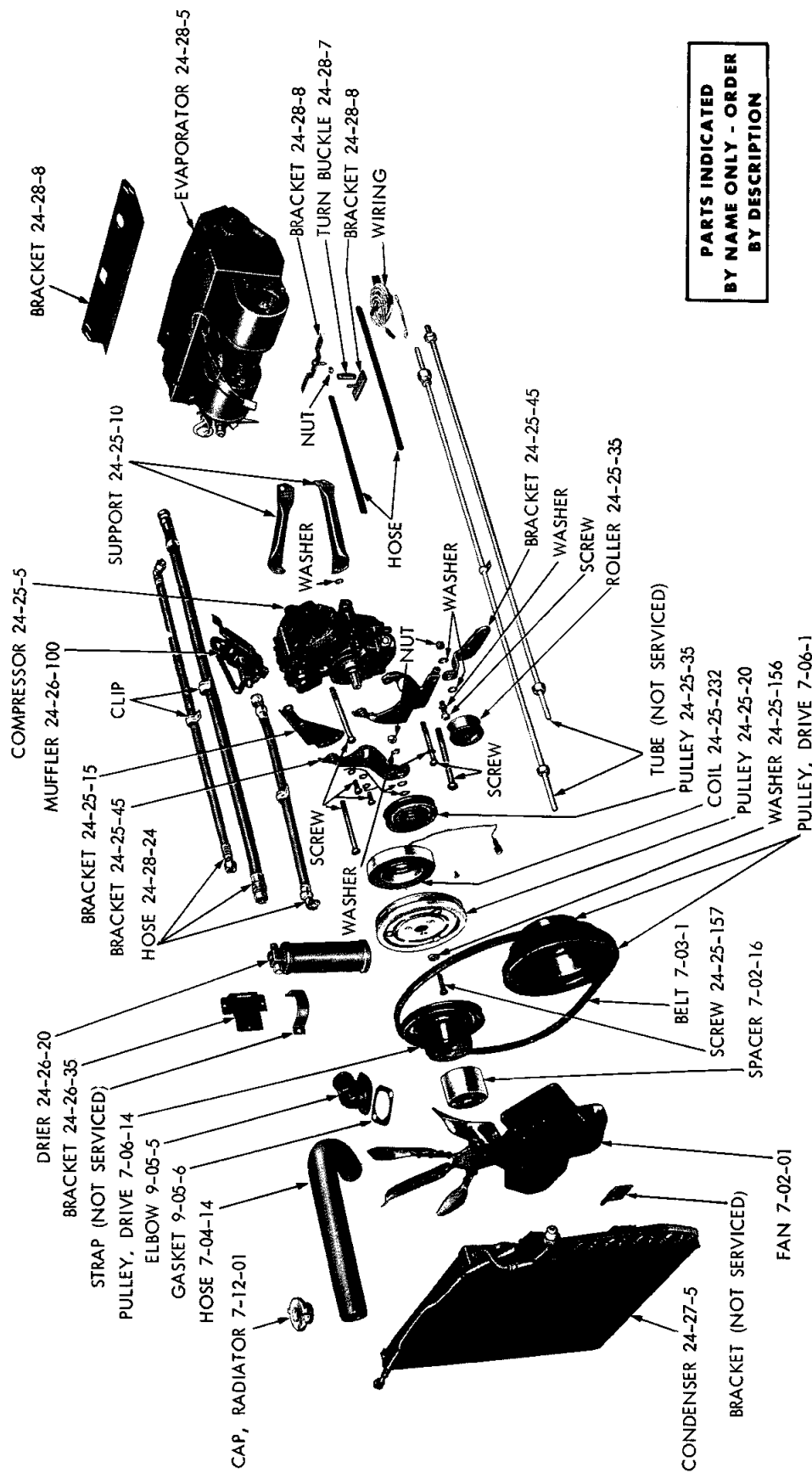
*** NOT SERVICED**

*** SERVICED IN 24-28-25**

**PARTS INDICATED
BY NAME ONLY - ORDER
BY DESCRIPTION**



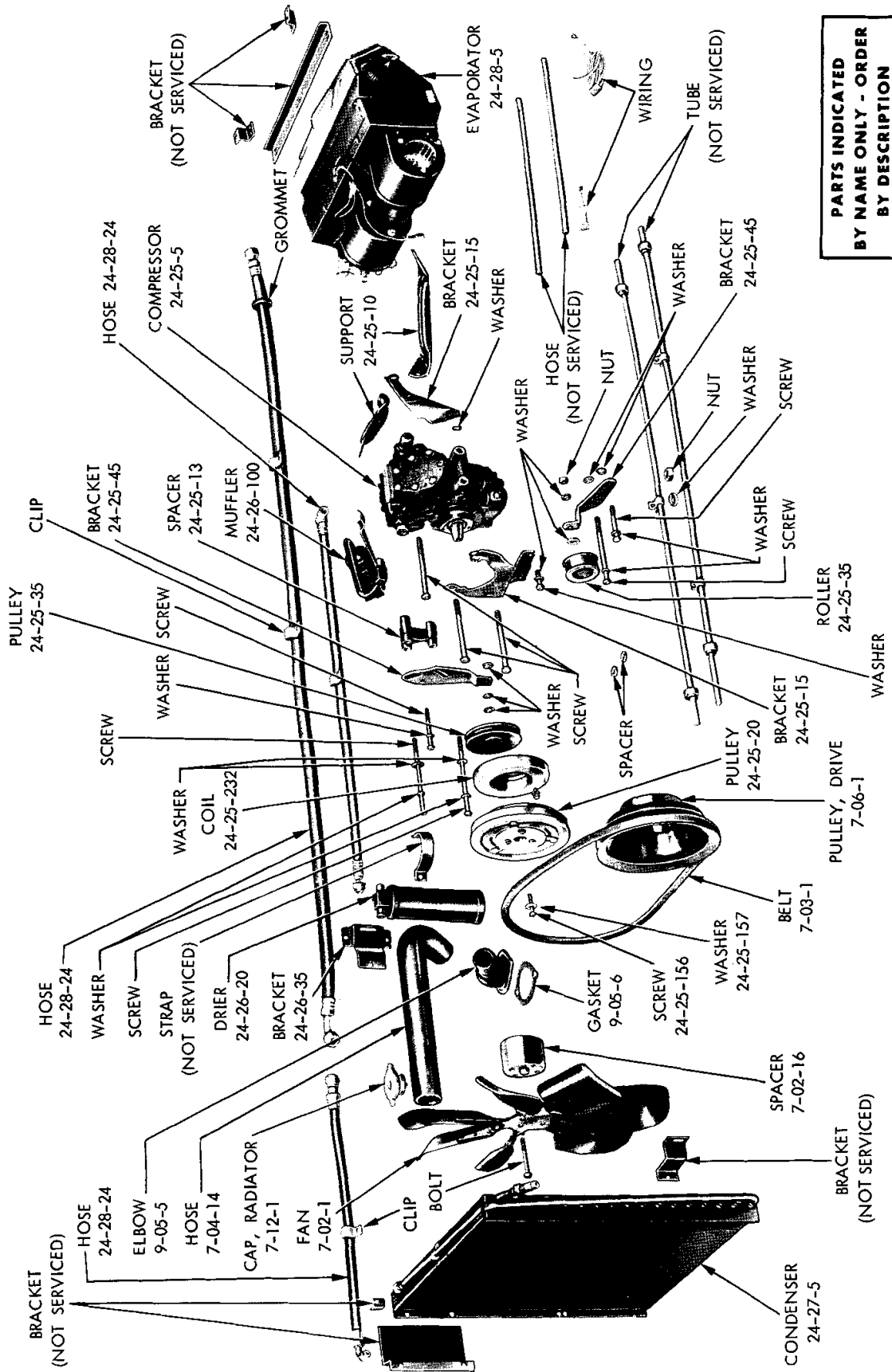
AIR CONDITIONING EVAPORATOR - MODEL L-912



PARTS INDICATED
BY NAME ONLY - ORDER
BY DESCRIPTION

19a0334


AIR CONDITIONING SYSTEM (MODEL K) - VALIANT AND DART (273 CU. IN. ENGINE)



**PARTS INDICATED
BY NAME ONLY - ORDER
BY DESCRIPTION**

19a0336

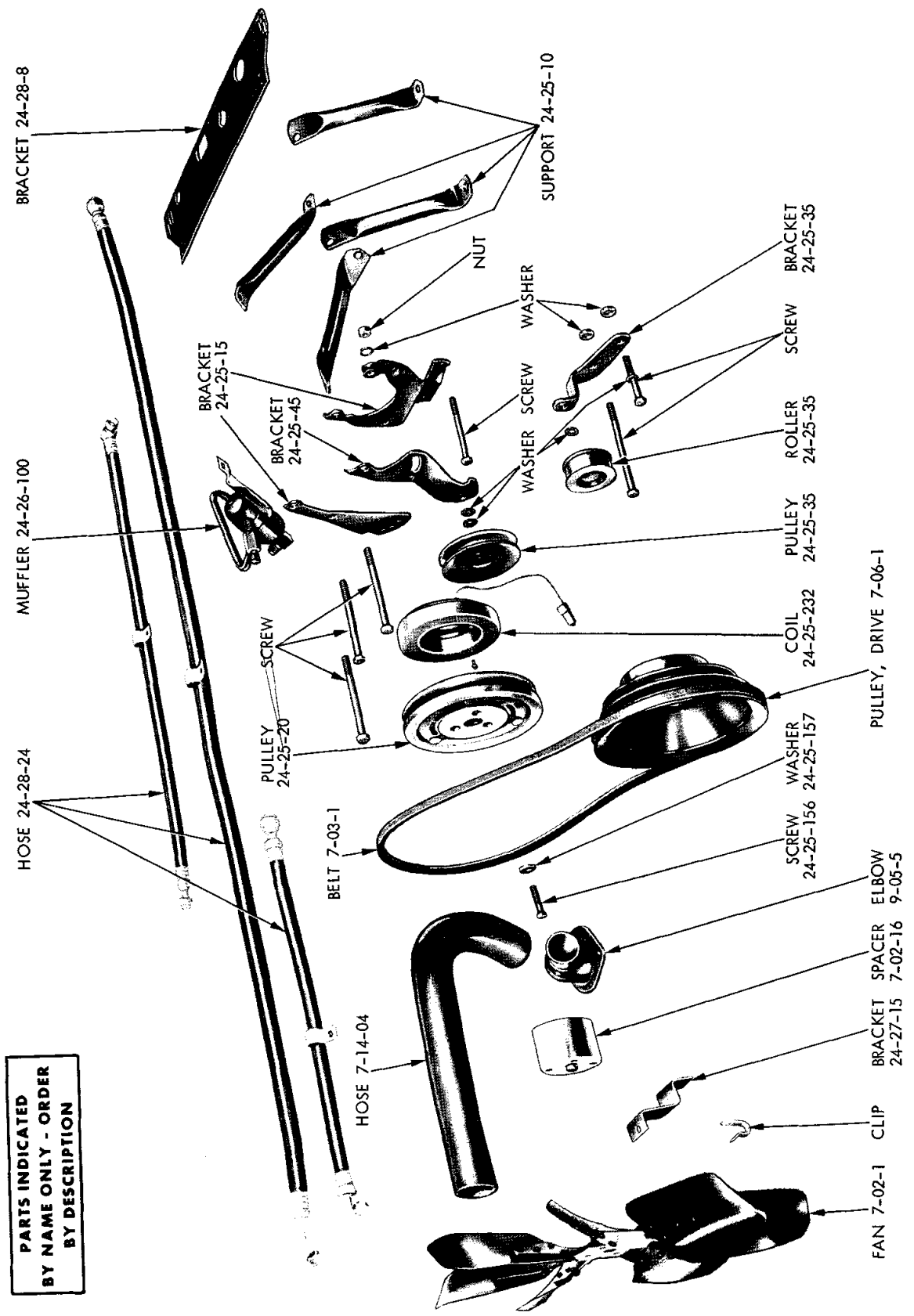
AIR CONDITIONING SYSTEM (MODEL K) - PLYMOUTH (318 CU. IN. ENGINE)



19a0337

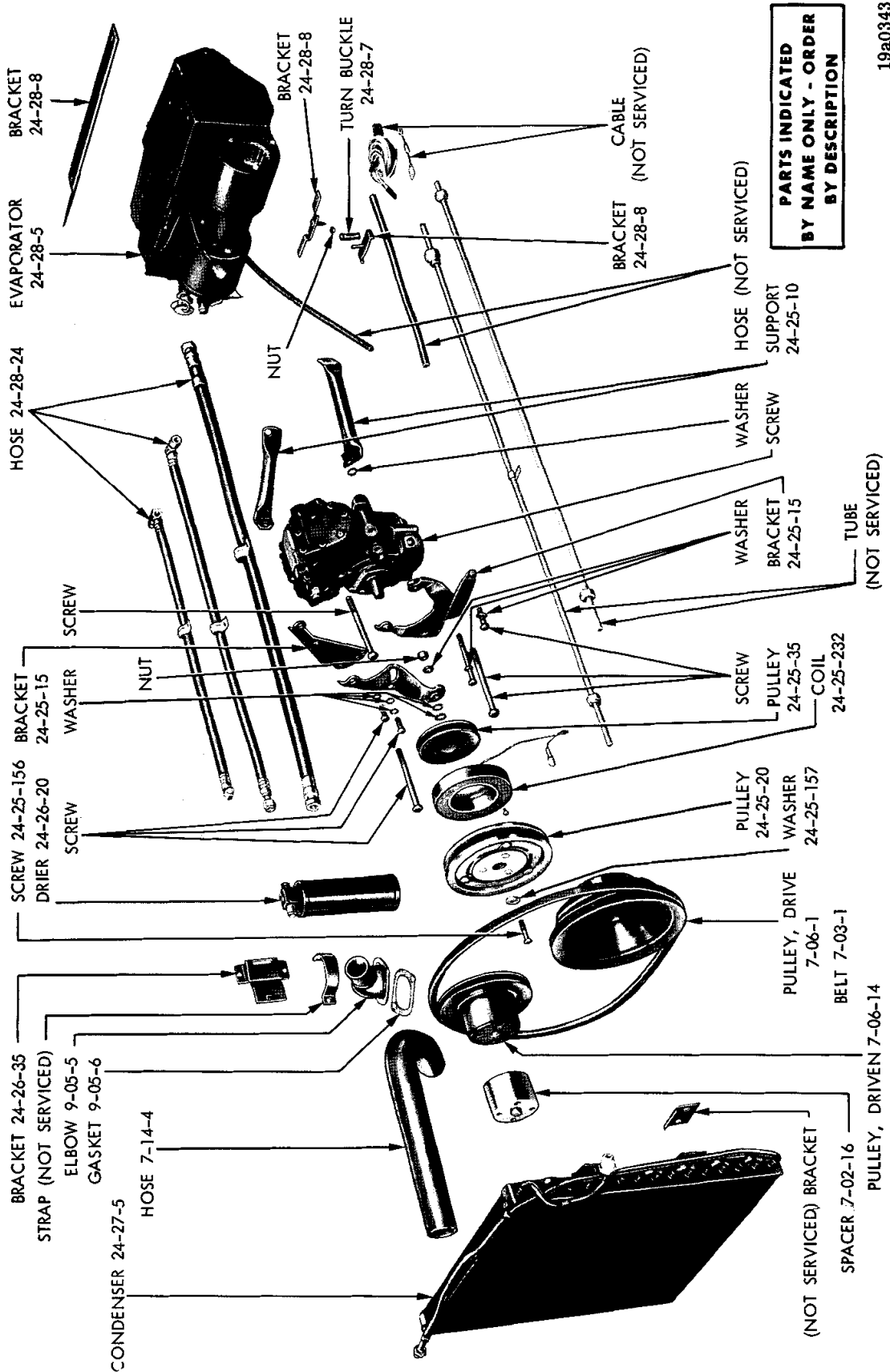
AIR CONDITIONING ADAPTER PACKAGE (MODEL K) - BELVEDERE AND CORONET (225 CU. IN. ENGINE)

19a0340

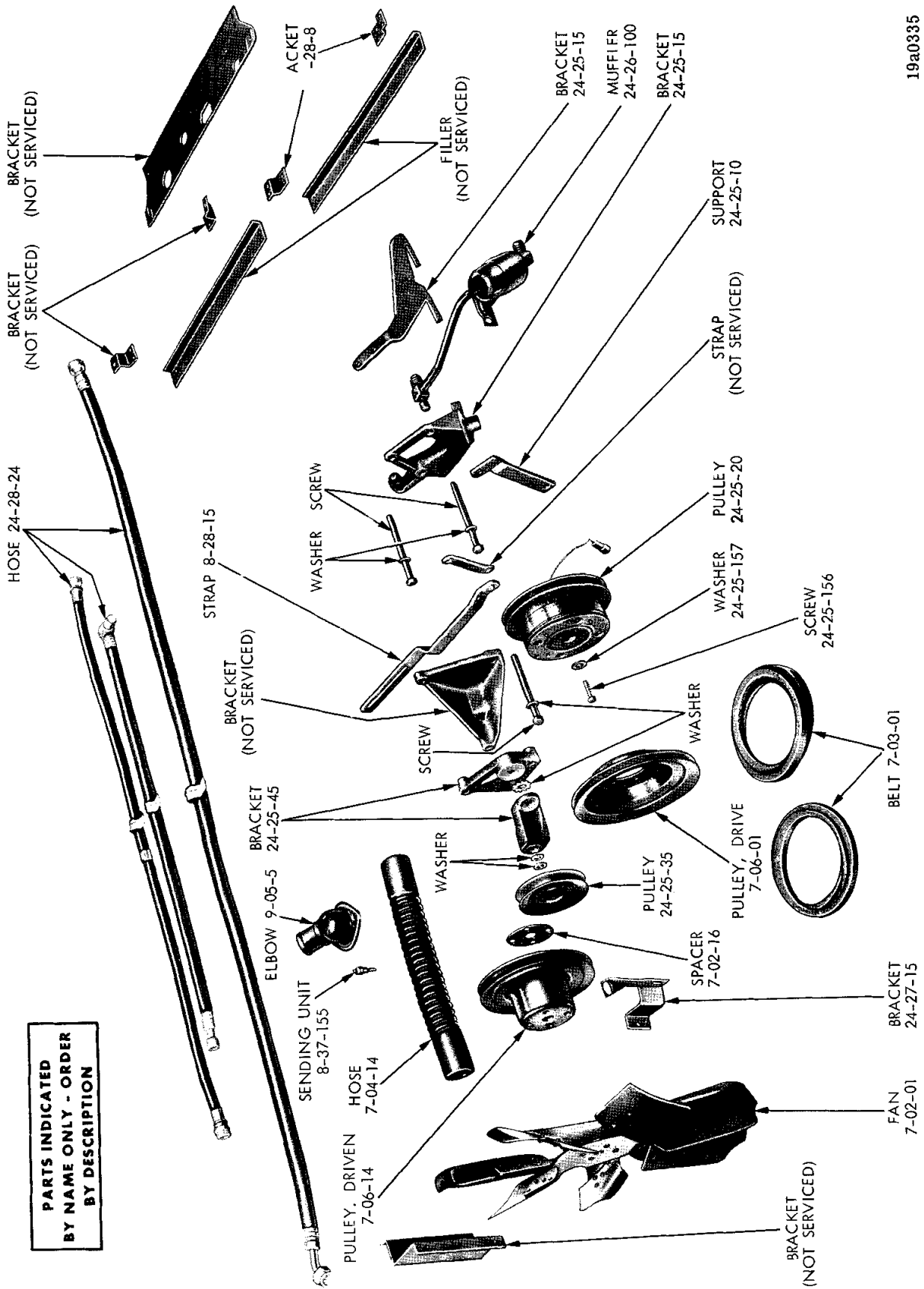


PARTS INDICATED
BY NAME ONLY - ORDER
BY DESCRIPTION

AIR CONDITIONING ADAPTER PACKAGE (MODEL K) - PLYMOUTH, BELVEDERE AND CORONET (273 AND 318 CU. IN. ENGINE)



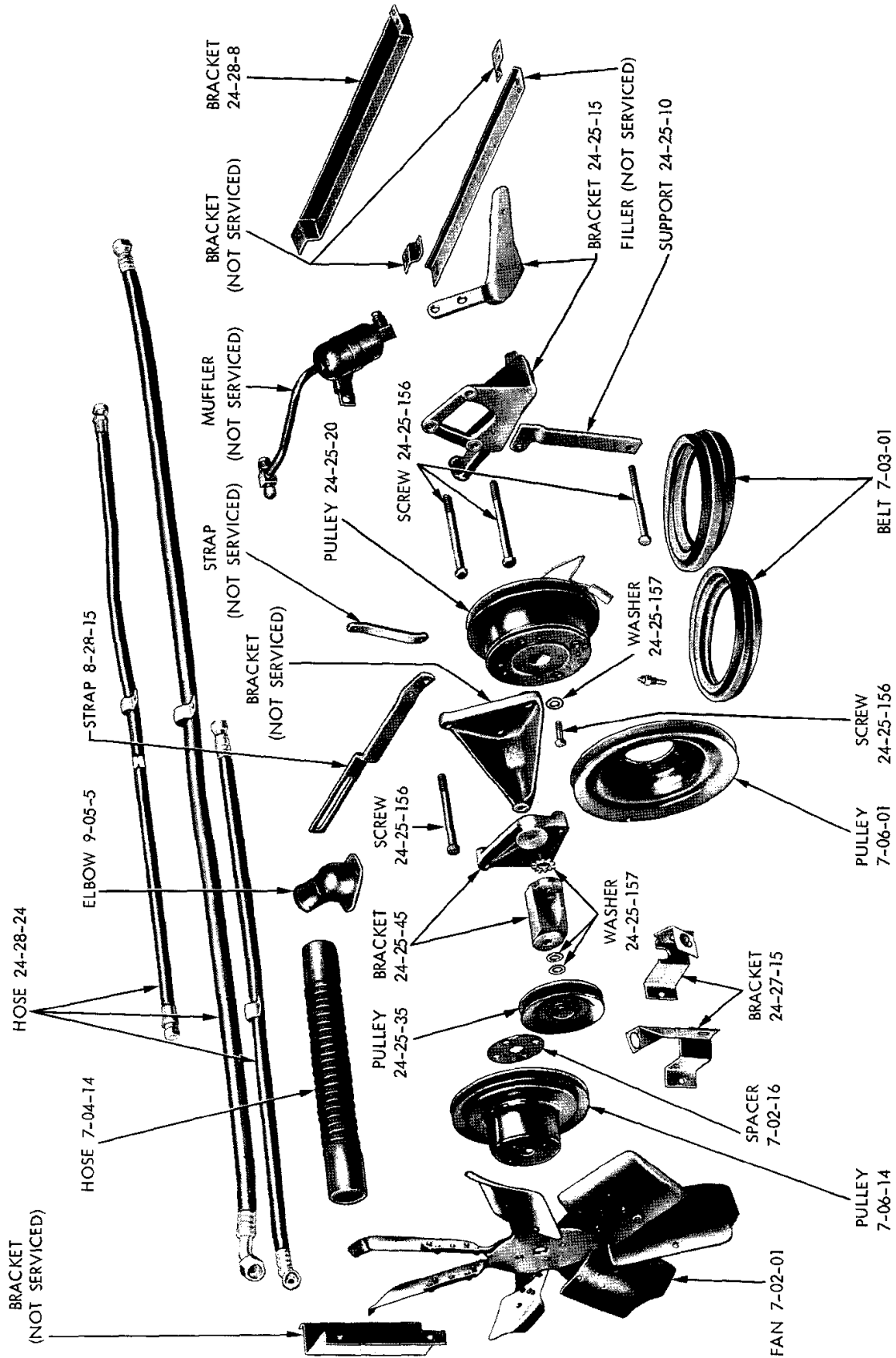
AIR CONDITIONING ADAPTER PACKAGE (MODEL K) - BELVEDERE, SATELLITE AND CORONET (361, 383 CU. IN. ENGINE);
PLYMOUTH, DODGE AND CHRYSLER (383 CU. IN. ENGINE)



AIR CONDITIONING ADAPTER PACKAGE (MODEL K) - BELVEDERE, SATELLITE, CORONET AND CHRYSLER (361 AND 383 CU. IN. ENGINE)

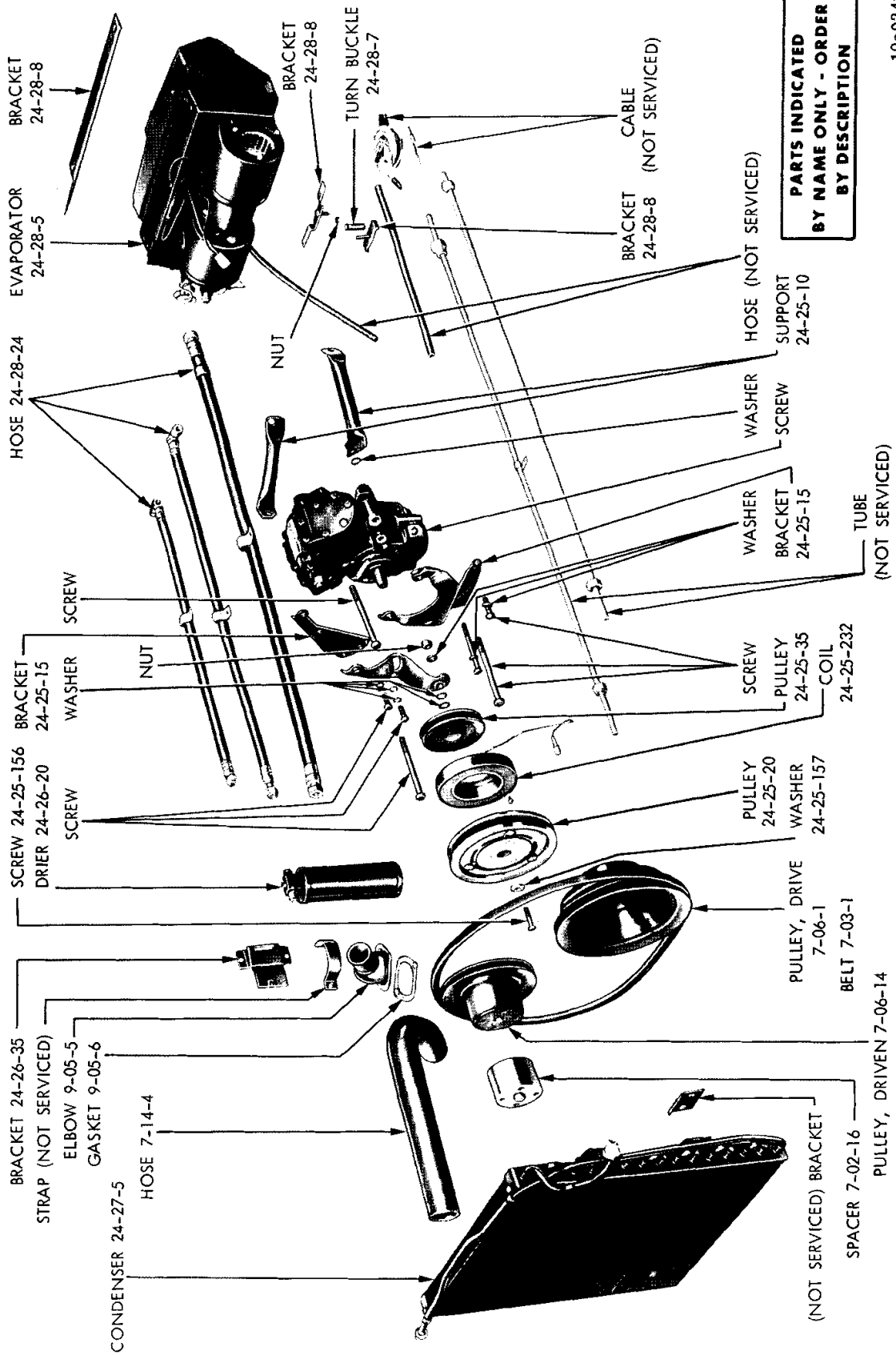
19a0385

PARTS INDICATED
BY NAME ONLY - ORDER
BY DESCRIPTION



19a0339

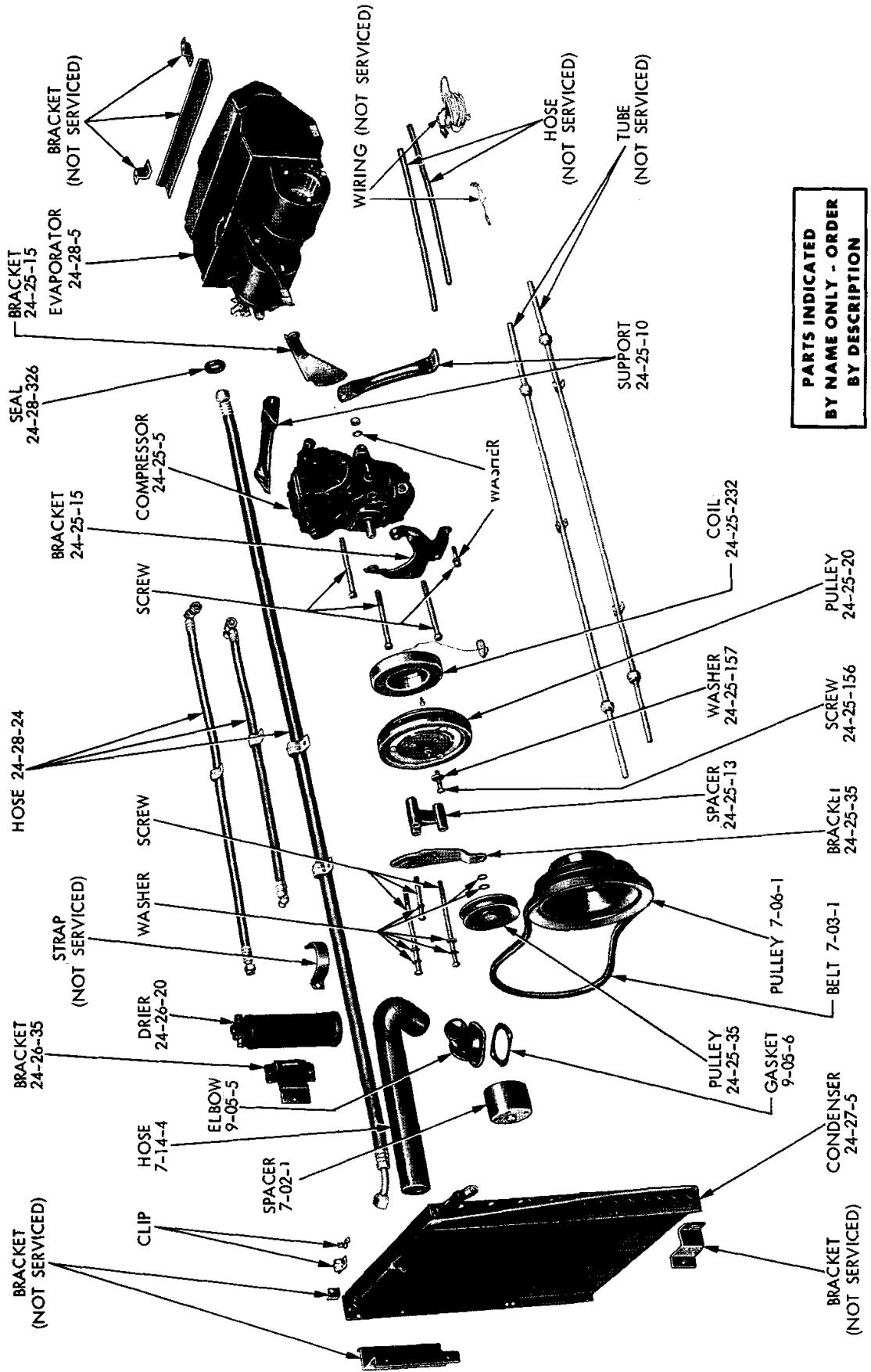
AIR CONDITIONING ADAPTER PACKAGE (MODEL K) - CHRYSLER AND IMPERIAL (413 CU. IN. ENGINE)



**PARTS INDICATED
BY NAME ONLY - ORDER
BY DESCRIPTION**

19a0343

AIR CONDITIONING SYSTEM (MODEL P) - VALIANT AND DART (273 CU. IN. ENGINE)

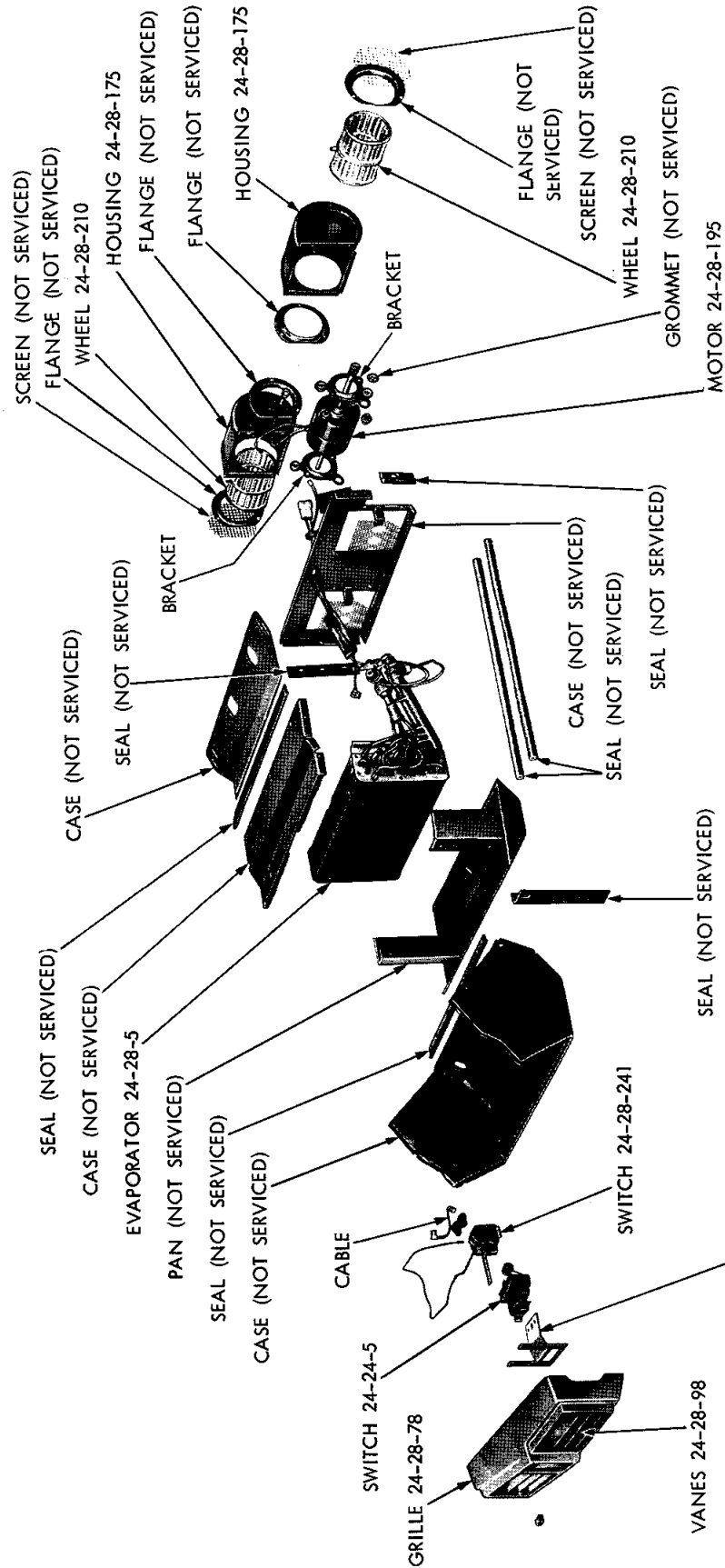


19a0346

AIR CONDITIONING SYSTEM (MODEL P) - PLYMOUTH (318 CU. IN. ENGINE)

1965 PASSENGER CAR PARTS CATALOG

AIR
CONDITIONING

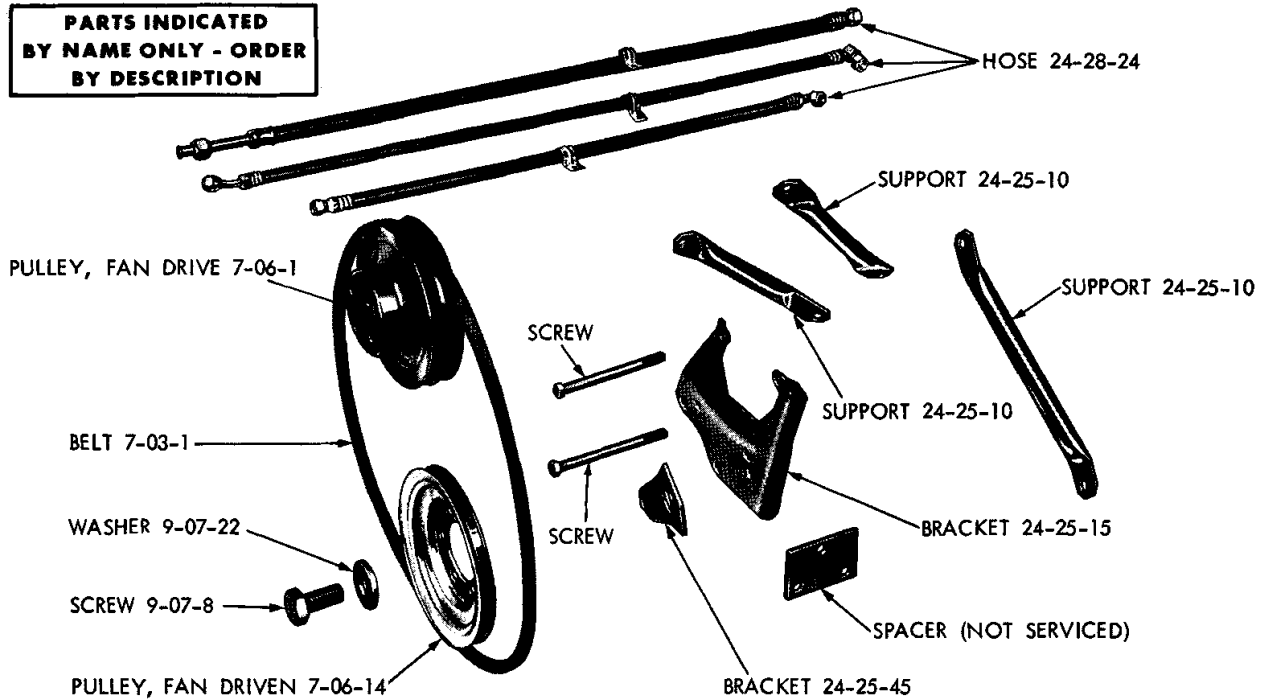


19a0345

**PARTS INDICATED
BY NAME ONLY - ORDER
BY DESCRIPTION**

AIR CONDITIONING EVAPORATOR (MODEL P) - COOL COMFORT

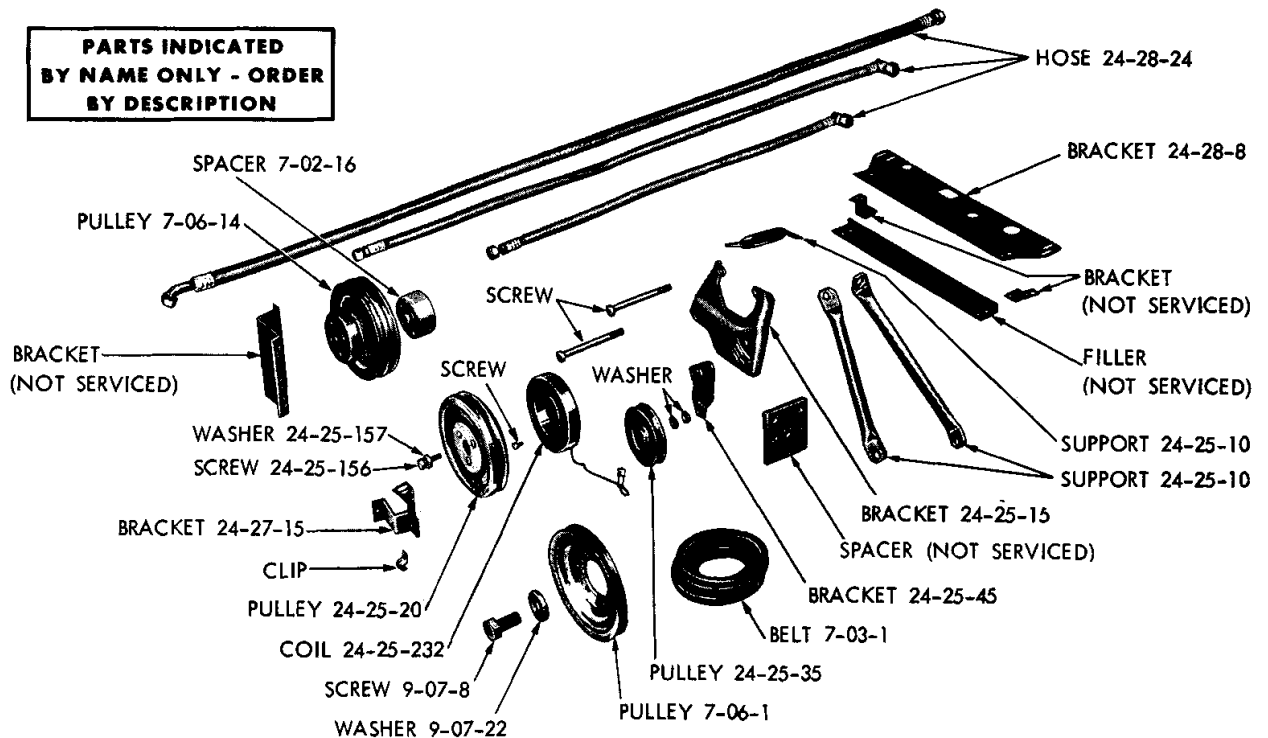
**PARTS INDICATED
BY NAME ONLY - ORDER
BY DESCRIPTION**



19a0344

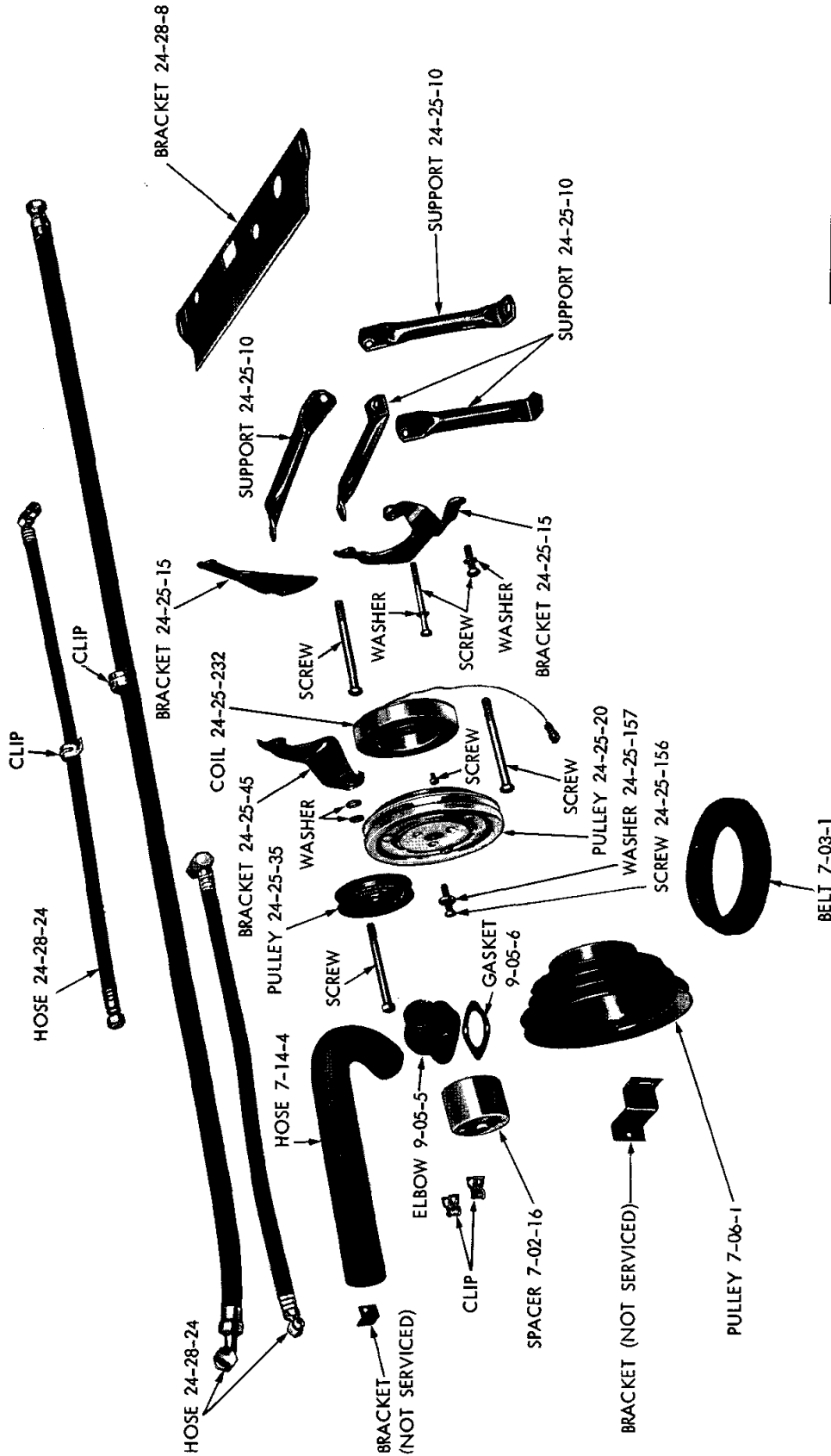
AIR CONDITIONING ADAPTER PACKAGE (MODEL P) - VALIANT AND DART (170 CU. IN. ENGINE)

**PARTS INDICATED
BY NAME ONLY - ORDER
BY DESCRIPTION**



19a0342

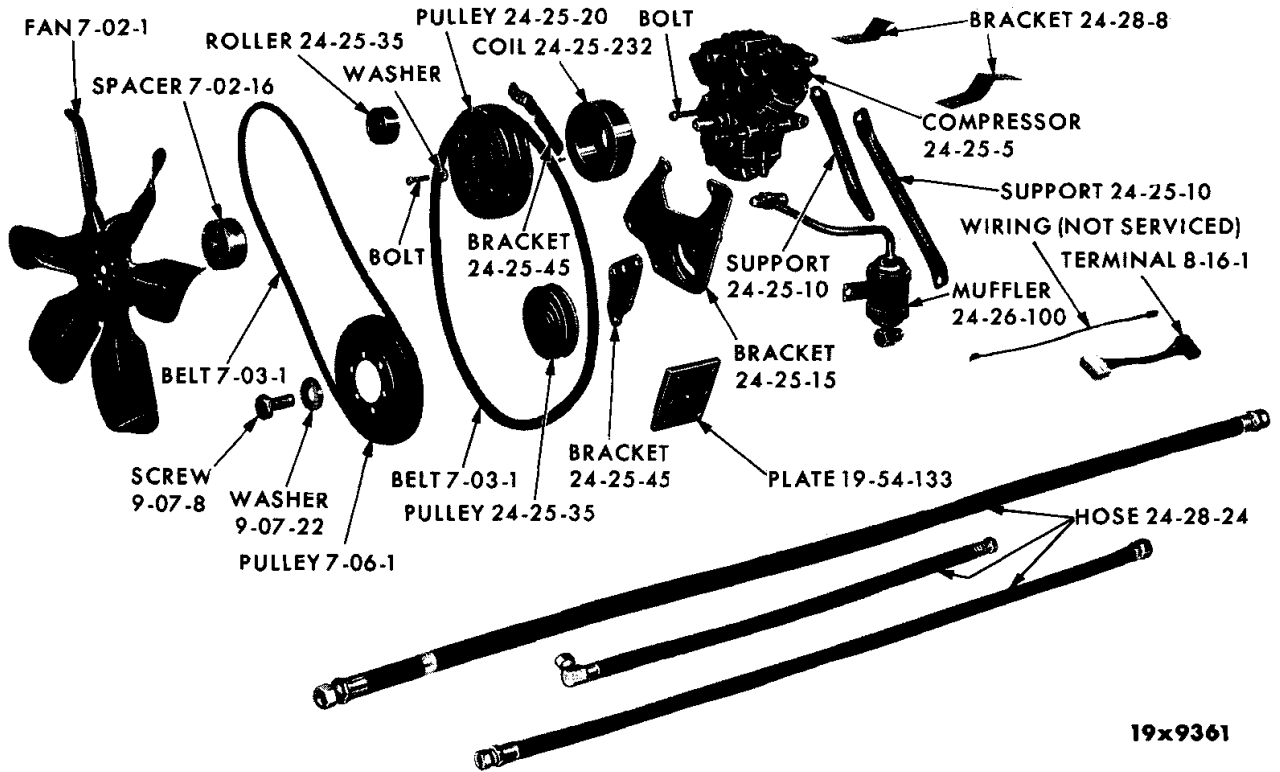
AIR CONDITIONING ADAPTER PACKAGE (MODEL P) - BELVEDERE AND CORONET (225 CU. IN. ENGINE)



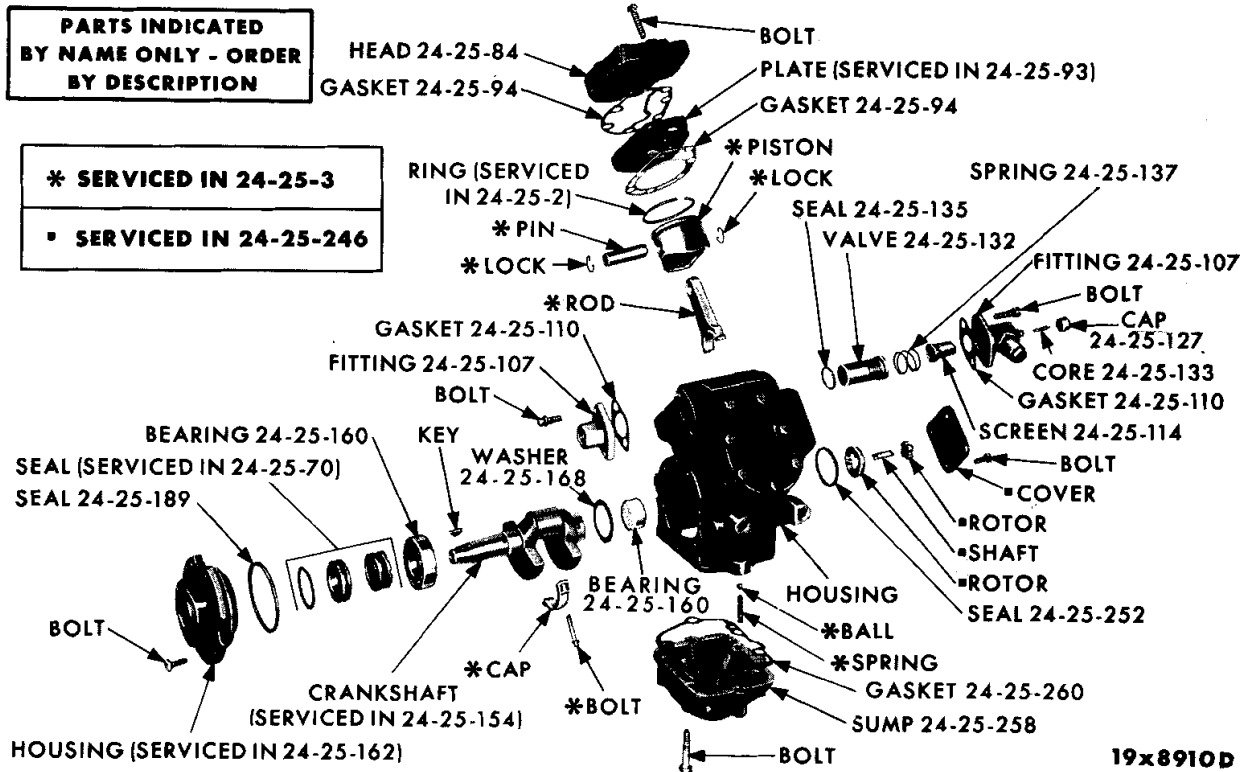
**PARTS INDICATED
BY NAME ONLY - ORDER
BY DESCRIPTION**

19a0347

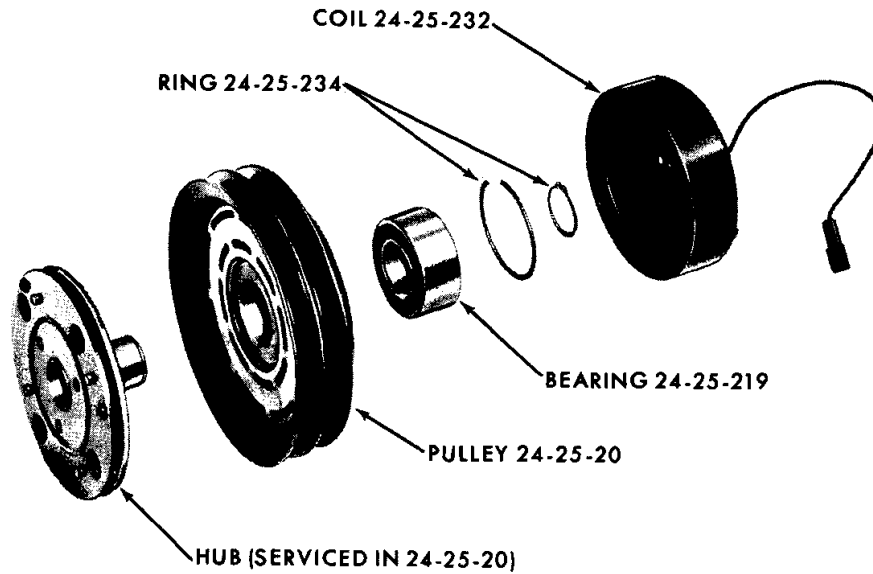
AIR CONDITIONING ADAPTER PACKAGE (MODEL P) - BELVEDERE, SATELLITE AND CORONET (273 AND 318 CU. IN. ENGINE)



AIR CONDITIONING ADAPTER PACKAGE

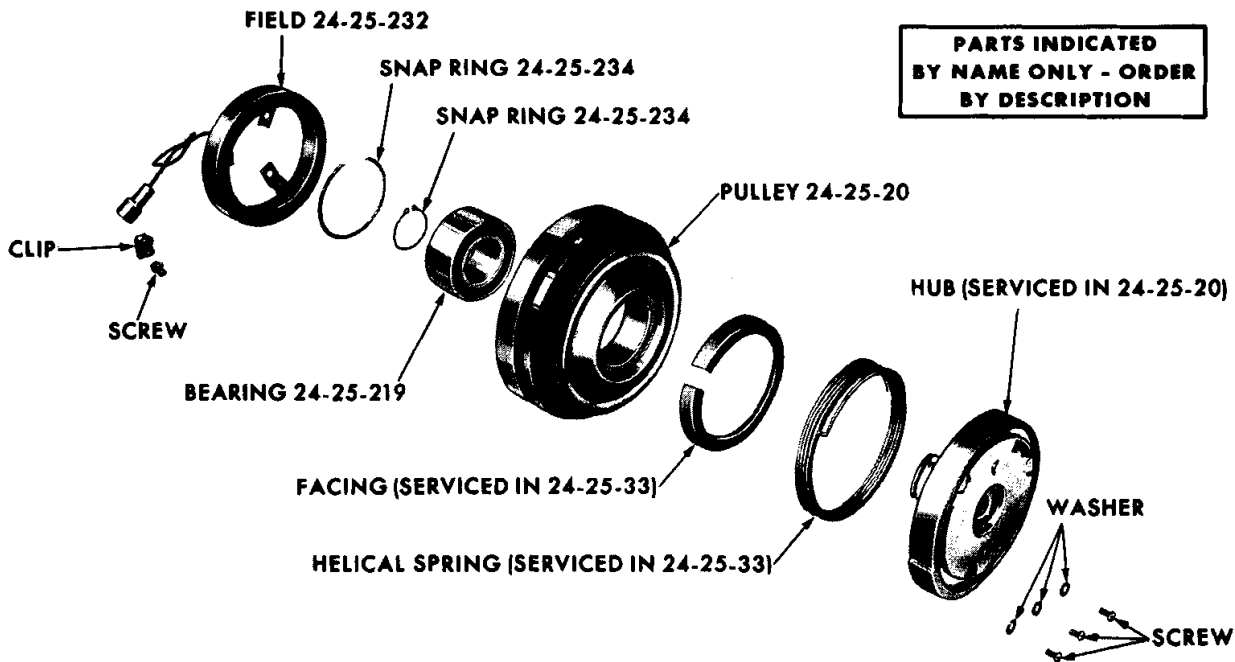


AIR CONDITIONING COMPRESSOR















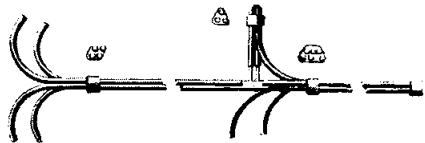







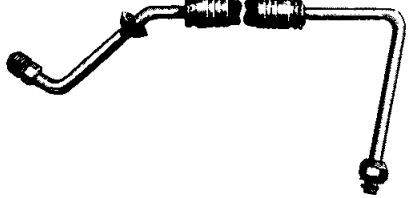





19x9359

COMPRESSOR CLUTCH



19x9942

AIR CONDITIONING HELI-GRIP CLUTCH

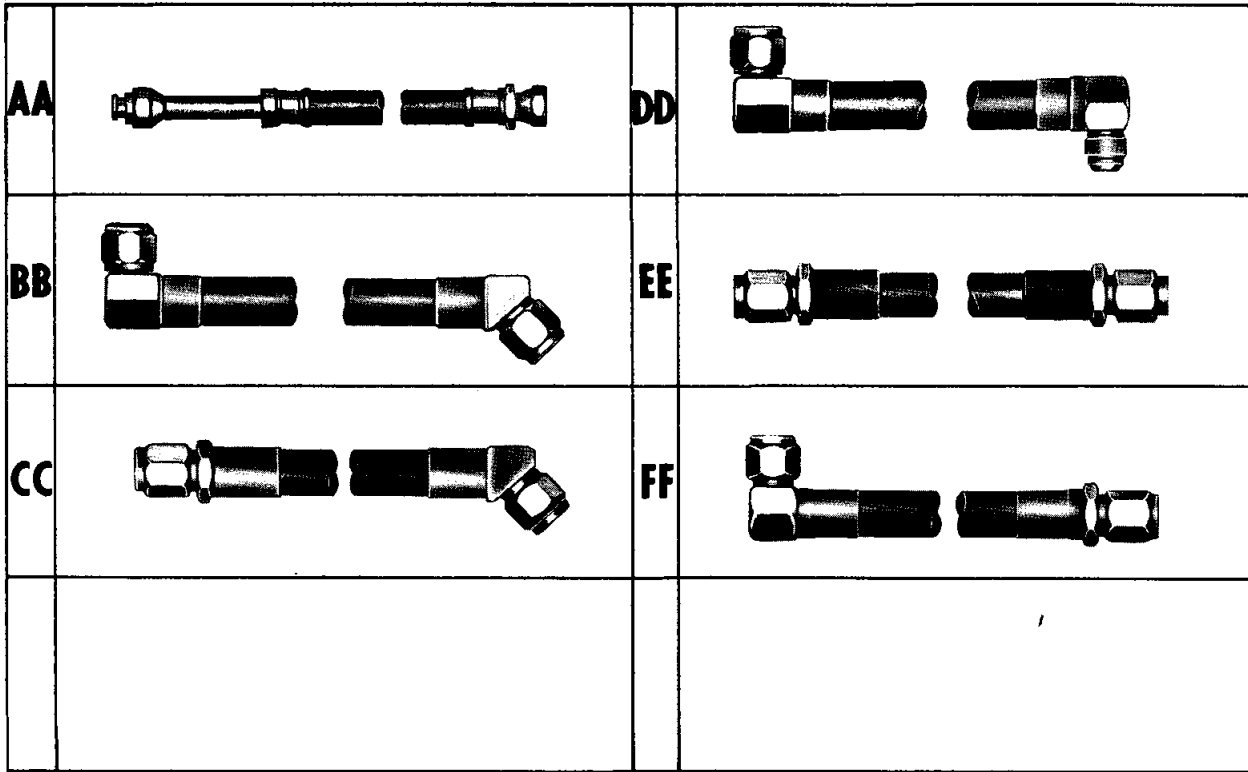
A		N	
B		O	
C		P	
D		Q	
E		R	
F		S	
G		T	
H		U	
I		V	
J		W	
K		X	
L		Y	
M		Z	

19aL0187 B

AIR CONDITIONING HOSE CHART

AIR CONDITIONING HOSE CHART

TYPE	PART NUMBER	LENGTH	HOSE OUTSIDE DIA.	THREAD DIAMETER	LOCATION
A	2277 646	19 in.	3/4 in.	5/8"-18	W1, W2, R1, R2, Liquid Hose to Expansion Valve
	2277 431	23 in.	7/8 in.	3/4"-16	W1, W2, R1, R2, Muffler to Discharge Tube
	2485 716	20 in.	3/4 in.	5/8"-18	P1, P2, C1, C2, C3, Liquid Tube to Expansion Valve
	2521 225	67 1/2 in.	1 1/8 in.	7/8"-14	Y1, Suction, Under Body to Muffler
	2521 847	30 in.	3/4 in.	5/8"-18	Y1, Liquid Tee to Under Body
	2521 858	64 in.	1 in.	7/8"-14	Y1, Suction Muffler to Underbody Tube
B	2521 775	22 in.	1 in.	1 1/16"-14	P1, Suction Muffler to Compressor
	2521 850	14 1/2 in.	1 in.	1 1/16"-14	P2, D2, Suction Muffler to Compressor
	2009 256	21 in.	3/8 in.	3/4"-18	Discharge, V2, L2, W2, P2, Model K
C	2521 415	29 in.	1 in.	7/8"-14	P2, D2, C1, C3, Underbody Tube to Suction Tee
	2277 957	35 in.	1 in.	3/4"-16	Discharge, V, L, Model K
D	2096 932	46 in.	1 in.	---	R2, W2, P2, D2, Heater Core to Pump
	2096 932	46 in.	1 in.	---	R2, W2, P2, Engine to Water Valve
	2096 932	46 in.	1 in.	---	V2, L2, W2, R2, P2, Engine to Water Valve
	1595 160	29 in.	1 in.	---	R2, W2, P2, Engine to Water Valve
	2277 425	50 in.	1 in.	---	R1, W1, Core to Pump
	1779 885	12 in.	1 in.	---	R, W, Water Valve to Heater Core
E	2521 766	32 1/4 in.	3/4 in.	1 1/16"-14	P1, P2, C1, C3, Liquid Tee to Underbody Tube
F	2485 715	15 in.	1 in.	3/4"-16	Y1, Discharge Muffler to Tube
G	2587 091	---	---	---	V1, V2, L1, L2, Vacuum Control, w/Connections
	2291 878	---	---	---	Y1, Vacuum Control, w/Connections
	2291 877	---	---	---	Y1, Fresh Air Door Control
	2277 228	---	---	---	W1, W2, R1, R2, Vacuum Selector Switch, w/4 Leads
	2496 011	---	---	---	W1, W2, R1, R2, Vacuum Control, w/Elbow and Tees, 7 Connections
	2496 012	---	---	---	W1, W2, R1, R2, Vacuum Control, Fresh Air Door, 3 Leads
	2580 687	---	---	---	P1, P2, D2, C1, C2, C3, Vacuum Control, w/Connectors
H	2485 280	29 in.	3 in.	---	R1, R2, W1, W2, Spot Cooler, Right
	1658 630	33 in.	3 in.	---	R1, R2, W1, W2, Spot Cooler, Left
	1689 313	52 in.	2 1/4 in.	---	Y1, Spot Cooler, Right and Left
	2485 551	12 1/4 in.	3 1/4 in.	---	Y1, Air Outlet, Right
	2197 020	18 in.	3 1/4 in.	---	Y1, Air Outlet, Left
	2485 615	8 1/2 in.	5 1/2 in.	---	Y1, Air Outlet, w/Clamp, Rear Unit
	2485 923	19 1/4 in.	5 1/2 in.	---	Y1, Air Inlet, w/Clamp, Rear Unit, Right
	2485 924	23 1/4 in.	5 1/2 in.	---	Y1, Air Inlet, w/Clamp, Rear Unit, Left
	2521 245	33 3/4 in.	3 in.	---	C1, C2, C3, Spot Cooler, Left
	2521 477	28 in.	2 1/2 in.	---	V1, V2, L1, L2, Defroster, Left
	2521 476	21 1/2 in.	2 1/2 in.	---	V1, V2, L1, L2, Defroster, Right
	2521 386	15 in.	2 1/2 in.	---	P1, D2, C1, C2, C3, Spot Cooler, Right
2521 385	27 1/2 in.	3 in.	---	D2, Spot Cooler, Left	
2521 699	15 in.	2 1/2 in.	---	P1, P2, D2, C1, C2, C3, Defroster	
2277 901	13 in.	3 9/16 in.	---	R1, R2, W1, W2, Air Outlet to Connector	
I	2485 719	29 in.	7/8 in.	5/8"-18	Y1, Liquid, Rear Evaporator to Under Body Tube
	2521 860	29 in.	3/4 in.	5/8"-18	Y1, Liquid, Rear Unit to Under Body Tube
J	2277 429	33 1/2 in.	1 in.	7/8"-14	R1, R2, W1, W2, Suction, Evaporator to Muffler
	2521 783	37 in.	1 in.	7/8"-14	P1, P2, Suction, Muffler to Underbody Tube
	2521 821	33 in.	1 in.	7/8"-14	R1, W1, R2, W2, Suction, Evaporator to Compressor
	2521 161	34 in.	1 in.	3/4"-16	P1, P2, D2, C1, C2, C3, Heater Discharge
K	2521 777	8 1/2 in.	3/4 in.	5/8"-18	P1, P2, Liquid, Rear Unit to Under Body Tube
	2521 776	48 1/4 in.	1 1/4 in.	7/8"-14	P, D, C, Suction, Rear Unit to Underbody
L	2521 820	31 in.	1 in.	7/8"-14	Y1, Suction, Rear Unit to Under Body Tube
M	2521 759	52 1/2 in.	1 in.	1 1/16"-14	P2, D2, C1, C3, Suction Evaporator to Tee
N					
O	2405 462	6 1/2 in.	1/2 in.	---	R1, R2, W1, W2, Vacuum Control to Thermostat
	2097 131	62 in.	5/8 in.	---	P1, P2, D2, C1, C3, Drain, Roof Unit
	2219 706	6 3/4 in.	5/16 in.	---	Y1, Evaporator Drain
	1315 466	---	---	---	Valve to Heater, Heater to Pump, 50 ft. Roll
	2521 817	28 in.	1 in.	7/8"-14	Y1, Suction, Evaporator to Muffler
P	2521 760	2 1/2 in.	3/4 in.	5/8"-18	Y1, Liquid Tube to Expansion Valve
Q	2521 792	29 1/2 in.	1 1/8 in.	1 1/16"-14	V1, V2, L1, L2, Suction Evaporator to Compressor
	2521 757	35 in.	3/4 in.	1 1/16"-14	P, D, Suction, Evaporator to Muffler
	2521 792	22 1/4 in.	1 in.	1 1/16"-14	V1, L1, Suction, Evaporator to Compressor
	2521 899	26 3/4 in.	1 in.	1 1/16"-14	V2, L2, Suction, Evaporator to Muffler
R	2277 903	44 in.	1 in.	7/8"-14	R2, W2, Suction, Evaporator to Muffler
S	2277 665	4 1/2 in.	---	3/4"-16	R1, W1, Evaporator Valve to Unit
T					
U	2521 763	20 in.	1 in.	3/4"-16	P2, D2, Muffler to Discharge Tube
	2485 968	20 1/4 in.	1 in.	7/8"-14	Y1, Suction, Muffler to Compressor
	2521 863	17 1/4 in.	1 in.	3/4"-16	R2, W2, Discharge, Muffler to Condenser
	2485 158	19 1/4 in.	1 in.	3/4"-16	R2, W2, Discharge, Muffler to Condenser
V	2485 969	13 1/2 in.	1 in.	---	Y1, Suction, Evaporator to Muffler
W	1971 913	6 3/4 in.	---	---	Y1, Evaporator Drain
X	2521 828	39 1/2 in.	1 in.	3/4"-16	V2, L2, Muffler to Condenser
Y	2521 791	9 1/2 in.	3/4 in.	5/8"-18	V1, V2, L1, L2, Expansion Valve to Receiver Drier
Z	2521 753	55 1/2 in.	1/2 in.	---	P1, P2, D2, C1, C3, Evaporator Drain, Left



AIR CONDITIONING HOSE CHART

TYPE	PART NUMBER	LENGTH	HOSE OUTSIDE DIA.	THREAD DIAMETER	LOCATION
AA	2485 009	46 1/2 in.	1 in.	7/8"-14	Suction, V1, L1, Model K, P
BB	2013 778	42 in.	3/8 in.	3/4"-16	Discharge, V, L, Model P
	2004 790	70 in.	5/8 in.	7/8"-14	P, D, C, Y, Discharge Muffler to Condenser
CC	2004 790	70 in.	5/8 in.	7/8"-14	Suction, R, W, P, C, Y, Model K, P
DD	2013 770	25 in.	3/8 in.	3/4"-16	Discharge, V2, L2, R2, W2, P2, Model P
	2013 092	32 in.	3/8 in.	5/8"-18	V, R, W, P, C, Y, Liquid
EE	2013 687	41 in.	5/8 in.	7/8"-14	Suction, V2, L2, Model K, P
	2009 251	43 in.	3/8 in.	5/8"-18	Discharge, R, W, P, C, Y, Model K
	2009 251	43 in.	3/8 in.	5/8"-18	P, D, C, Y, Discharge Muffler to Condenser
FF	2013 775	48 in.	3/8 in.	5/8"-18	Discharge, R, W, P, D, C, Model P

19a0321B

CODE	PART NAME AND DESCRIPTION	C Y L	PER CAR	VALIANT	PLYMOUTH BELVEDERE	PLYMOUTH FURY * DODGE POLARA	IMPERIAL
				DART	DODGE CORONET	CHRYSLER	

24-01-0 AIR CONDITIONING

NOTE: Model R Custom Trunk Unit Air Conditioning use with AR, AW Equipped with Straight Stick and Console.

24-01-1	AIR CONDITIONING BASIC PACKAGE, Model K		1	2584 912	2584 915	2584 915	2584 915
	Model P		1	2585 001	2584 983	2584 983	
	Model R	8	1	----	2584 988	2584 988	
	Taxi, P, D.		1	----	----	⊔2586 616	
	ADAPTER PACKAGE, w/170, 225 cu. in Eng., Model K	6	1	*2584 914			
	w/225 cu. in. Eng., Model K	6	1	----	2584 920	*2584 920	
	w/273 cu. in. Eng., Model K	8	1	2584 913	2584 918		
	w/318 cu. in. Eng., Model K, except D2	8	1	----	2584 918	2585 916	
	w/361, 383, cu. in. Eng., Model K	8	1	----	2584 917	2584 917	
	w/413 cu. in. Eng., Model K	8	1	----	----	2584 919	2584 919
	w/170, 225, cu. in. Eng., Model P	6	1	2585 003			
	w/273 cu. in. Eng., Model P	8	1	2585 002			
	w/225 cu. in. Eng., Model P	6	1	----	2584 987	2584 987	
	w/273, 318, cu. in. Eng., Model P	8	1	----	2584 986	2584 984	
	w/361, 383, cu. in. Eng., Model P	8	1	----	2584 985		
	w/383 cu. in. Eng., Model P, C1, C2	8	1	----	2584 985	2584 985	
	w/273, 318, cu. in. Eng., Model R	8	1	----	2584 989		
	w/361, 383, cu. in. Eng., Model R	8	1	----	2584 990		
	w/225 cu. in. Eng., Taxi, P, D.	6	1	----	----	⊔2586 713	
	w/273 cu. in. Eng., Taxi, P, D.	8	1	----	----	⊔2586 716	
	w/318 cu. in. Eng., Taxi, P, D.	8	1	----	----	⊔2586 715	
24-01-16	BRACKET, Water Valve, Model 952		1	----	2277 207		
24-01-18	HOUSING, Heater Control, Front Unit, Model 953, D		1	----	----	2497 863	
	COVER, Heater Core, Front Unit, Model 912		1	----	----	----	2485 735
24-01-22	NUT, Water Valve to Bracket		1	2277 216	2277 216		
24-01-24	CORE, Heater, Model 954		1	2277 535			
	Model 952		1	----	2277 193		
	Model 953		1	----	----	2521 117	
	Model 912		1	----	----	----	1879 904
24-01-26	SEAL, Heater Core Tube to Housing, Front Unit		1	----	----	----	1604 116
	Core to Heater		1	----	----	2277 648	
	RETAINER, Heater Core Tube Seal		1	2485 135			
24-01-31	SLEEVE, Engine to Water Valve Hose, P		1	----	----	2127 280	
24-01-33	RETAINER, Air Outlet Lever, Roof Unit		1	----	----	1689 670	
24-01-35	LEVER, Water Valve Link, Front Unit		1	----	----	2521 243	
24-01-36	VALVE, Water, Model 954		1	2521 879			
	Model 952		1	----	2277 123		
	Model 953		1	----	----	2521 240	
	VALVE, Temperature Control, includes BRACKET, Model 953		1	----	----	2521 672	
	Model 912		1	----	----	----	1972 781
	Model 952		1	----	2521 672		

TYPE LETTERS Indicate: V - Valiant R - Belvedere P - Plymouth C - Chrysler
L - Dart W - Coronet D - Dodge Y - Imperial

★Indicates use as required. Numerals in parentheses () refer to notes. Printed in U.S.A.
⊔Indicates parts not listed in any previous parts book. Prices and specifications subject to change without notice.
* Indicates change or addition. March 1966 Supersedes May 1965.

1965 PASSENGER CAR PARTS CATALOG

AIR CONDITIONING

CODE	PART NAME AND DESCRIPTION	CYL	PER CAR	VALIANT	PLYMOUTH BELVEDERE	PLYMOUTH FURY	IMPERIAL
				DART	DODGE CORONET	DODGE POLARA CHRYSLER	
24-01-0 AIR CONDITIONING - Cont'd							
24-01-38	ROD, Water Valve Control, Model 953		1	----	----	2521 246	
	CLIP, Lower		1	----	----	2465 560	
	Upper		1	----	----	6000 394	
24-01-44	COVER, Control Housing, Model 953, D	8	1	----	----	2497 869	
24-01-65	CABLE, Temperature Control, Front Unit,						
	24 1/4" lgh., Model 954		1	2497 643			
	Front Unit, 25" lgh., Model 954		1	2521 479			
	Front Unit, 44" lgh., Model 953		1	----	----	2580 861	
	Front Unit, 42 3/4" lgh., Model 912		1	----	----	----	2580 864
	Front Unit, 22" lgh., Model 952		1	----	2587 450		
	CLIP, Temperature Control Cable		1	----	----	6015 143	
24-01-87	NIPPLE, Heater Hose Inlet		1	1971 061	1971 061	1971 061	1971 061
	Heater Hose Return		1	1779 257	1779 257	1779 257	1779 257
24-24-0 CONTROL							
24-24-5	SWITCH, Blower, Front Unit, Model 954		1	*2497 006			
	Motor Speed Control, Model 954		1	2521 952			
	Blower, w/RESISTOR Model K		1	2013 218			
	Blower, Front Unit, Model 953		1	----	----	*2497 758	
	Resistor By-Pass, Front Unit, Model 954		1	2521 494			
	Blower, Front Unit, Model 912		1	----	----	----	*2497 255
	Blower, Front Unit, Model 952		1	----	2427 181		
	Blower, Trunk and Roof Unit		1	----	2291 095	2291 095	
	Resistor By-Pass, Front Unit, Model 953		1	----	----	2521 241	
	Trunk Unit, Model 902		1	----	2291 095	2291 095	2291 095
	Blower, Front Unit, Model 953, D2		1	----	----	2496 986	
	Blower, Front Unit, Model 953, C	8	1	----	----	2496 379	
	Blower, Model K, P		1	*2013 218	*2013 218	*2013 218	*2013 218
24-24-10	CAM, Auxiliary Switch, Model 952		1	----	2426 949		
24-24-20	KNOB, Blower Switch, Front Unit, Model						
	952, R		1	----	2497 274		
	Front Unit, Model 952, W		1	----	2497 444		
	Rear Unit, Model 902		1	----	----	2427 980	
	Rear Unit, Model 902		1	----	----	----	2426 651
	Blower Switch, Roof Unit, P		1	----	----	2580 253	
24-24-39	CONTROL, Fresh Air Door Right, Model 953,						
	P, D	8	1	----	----	2587 467	
	C, Model 953	8	1	----	----	2580 250	
			1	----	*2661 992		
24-24-67	RESISTOR, Blower Motor, Front Unit,						
	Model 952		1	----	2277 187		
	Model 953		1	----	----	2521 153	
	Model 912		1	----	----	----	1972 049
	Includes BRACKET, Model 912		1	----	----	----	2427 867
24-24-68	GASKET, Resistor, Front Unit, Model 952		1	----	2277 454		
24-24-124	WIRING, Front Unit, Model 954						
	Model 952		1	----	2427 719		
	Model 953, D2		1	----	----	2497 697	
	Model 953, P, C		1	----	----	2580 192	
	Model 912		1	----	----	----	2497 795
	Model 912, w/Auto. Pilot.		1	----	----	----	2587 162
	WIRE, Fuse Block to Clutch, Model K, P		1	2014 005	2014 005	2014 005	2014 005

TYPE LETTERS Indicate: V - Valiant R - Belvedere P - Plymouth C - Chrysler
 L - Dart W - Coronet D - Dodge Y - Imperial

*Indicates use as required. Numerals in parentheses () refer to notes. Printed in U.S.A.
 †Indicates parts not listed in any previous parts book. Prices and specifications subject to change without notice.
 March 1966 Supersedes May 1965. Page 24-32 * Indicates change or addition.

CODE	PART NAME AND DESCRIPTION	C Y L	PER CAR	VALIANT	PLYMOUTH BELVEDERE	PLYMOUTH FURY	IMPERIAL
				DART	DODGE CORONET	DODGE POLARA CHRYSLER	
24-24-0 CONTROL - Cont'd							
24-24-137	NUT, Blower Motor Switch Mtg., Model 952, R		1	----	1887 603		
24-24-140	BEZEL, Control, Front Unit, Model 952, R . . .		1	----	2497 086		
	Front Unit, Model 952, W		1	----	2497 452		
	Front Unit, w/o Radio, Model 952, W.		1	----	2497 733		
	Front Unit, Model 954		1	2497 819			
	Front Unit, Model 953, C		1	----		2497 675	
	Blower Switch, Roof Unit, P		1	----		2580 348	
24-24-148	COVER, Push Button Control Housing, Model 953, D	8	1	----		2497 869	
24-24-150	SWITCH, Auxiliary Vacuum Control, Front Unit, w/4 Leads, Model 952		1	----	2257 452		
	Auxiliary Vacuum Control, w/4 Leads, includes BRACKET, Front Unit, Model 952 .		1	----	2258 096		
	Vacuum Control, Front Unit, Models 912, 953, 954		1	2096 084		2587 564	2096 084
	Temperature Control, Front Unit, Model 954 .		1	2521 642			
	Temperature Selector, w/3 Leads, Front Unit, Model 952		1	----	2485 167		
	Push Button Vacuum Control, Front Unit, Model 952		1	----	2427 409		
	GROMMET, Temperature Control Switch Tube.		1	----	6025 934		
24-24-156	KNOB, Temperature Control, Front Unit, Model 954		1	2497 237			
	Front Unit, Model 952, R	6	1	----	2426 563		
	Front Unit, Model 952, W		1	----	*2497 710		
	Front Unit, Model 953, P1, P2		1	----		2497 746	
	Front Unit, Model 953, D2	8	1	----		2631 508	
	Front Unit, Model 953, C	8	1	----		2497 657	
	Front Unit, Model 912		1	----			2497 685
	Floor Air Control, Model 912		1	----			2426 651
24-24-159	PLATE, Control, includes ARM, Front Unit, Model 954		1	2580 085			
	Front Unit, Model 952		1	----	2497 080		
	Front Unit, Model 953, P		1	----		2497 755	
	Front Unit, Model 953, D2	8	1	----		2580 699	
	Front Unit, Model 912		1	----			2496 888
	Front Unit, Model 953, C	8	1	----		2496 821	
24-24-164	EXTENSION, Push Button, V, L, D						
	Heat		1	2587 476		2587 476	
W, R	Heat		1	----	2426 386		
C	Heat	8	1	----		2496 672	
P	Heat		1	----		2497 763	
	Heat		1	----			2496 917
W, R	Defroster		1	----	2426 387		
P	Defroster		1	----		2497 764	
C	Defroster	8	1	----		2496 675	
	Defroster		1	----			2496 916
V, L, D	Defroster		1	2587 477		2587 477	
V, L, D	A/C		1	2587 475		2587 475	
C	Fresh Cool	8	1	----		2496 673	
	Fresh Cool		1	----			2496 915
V, L, D	Max. A/C		1	2587 474		2587 474	
W, R	Cool		1	----	2426 388		
P	Max. Cool		1	----		2497 761	

TYPE LETTERS indicate: V - Valiant R - Belvedere P - Plymouth C - Chrysler
L - Dart W - Coronet D - Dodge Y - Imperial

* Indicates use as required. Numerals in parentheses () refer to notes. Printed in U.S.A.
 † Indicates parts not listed in any previous parts book. Prices and specifications subject to change without notice.
 * Indicates change or addition. March 1966 Supersedes May 1965.

CODE	PART NAME AND DESCRIPTION	CYL	PER CAR	VALIANT	PLYMOUTH BELVEDERE	PLYMOUTH FURY	IMPERIAL
				DART	DODGE CORONET	DODGE POLARA CHRYSLER	
24-24-0 CONTROL - Cont'd							
24-24-164	EXTENSION - Cont'd						
	C	8	1	-----	-----	2496 674	
			1	-----	-----	-----	2496 914
	V, L, D		1	2587 473	-----	2587 473	
	W, R		1	-----	2426 385	-----	
	P		1	-----	-----	2497 760	
	C	8	1	-----	-----	2496 671	
			1	-----	-----	-----	2496 913
24-24-167	LAMP, Control, W		1	-----	2426 562	-----	
	LAMP, Control, Model K		1	2013 183	2013 183	2013 183	2013 183
	SOCKET, Control Lamp, P, D.		1	-----	-----	2097 003	
24-24-170	PAD, Push Button Cover		1	2580 352	-----	-----	
24-24-174	MASK, Control, w/LENS		1	-----	-----	-----	2496 892
24-24-175	INDICATOR, Control, P, w/LENS		1	-----	-----	*2497 757	
24-25-0 COMPRESSOR							
24-25-2	PISTON RING PACKAGE		2	2275 207	2275 207	2275 207	2275 207
24-25-3	PISTON and CONNECTING ROD PACKAGE, V2 Compressor		2	2525 659	2525 659	-----	
	RV2 Compressor	8	2	-----	-----	2541 330	2541 330
24-25-5	COMPRESSOR, V2		1	2021 209	2021 209	2021 209	2021 209
	COMPRESSOR, RV2	8	1	-----	-----	2019 689	2019 689
24-25-10	SUPPORT, Compressor, Rear w/170, 225, cu. in. Eng.	6	1	2468 695	-----	-----	
	Right, w/170 cu. in. Eng.	6	1	2468 694	-----	-----	
	Right, w/225 cu. in. Eng.	6	1	2468 495	-----	-----	
	Right, Rear, w/273, 318, cu. in. Eng.	8	1	2463 403	2463 403	-----	
	Left, Rear, w/273, 318, cu. in. Eng.	8	1	2463 404	2463 404	-----	
	Left, Rear, w/273 cu. in. Eng.	8	1	2536 083	2536 083	-----	
	Left, Side, w/273 cu. in. Eng.	8	1	-----	2536 084	-----	
	Rear, w/225 cu. in. Eng.	6	1	-----	-----	2465 074	
	Rear, w/225 cu. in. Eng.	6	1	-----	2264 868	-----	
	Right, w/225 cu. in. Eng.	6	1	-----	2264 867	2264 867	
	Left, w/318 cu. in. Eng.	8	1	-----	2536 142	2536 142	
	Right, w/170 cu. in. Eng., Model K, P	6	1	2264 866	-----	-----	
	Right, w/225 cu. in. Eng., Model K, P	6	1	2264 867	2264 867	2264 867	
	Left, Model K	8	1	-----	-----	2264 218	
	Rear, Model K, P	6	1	2264 868	2264 868	2264 868	
	Left, Front, w/361, 383, cu. in. Eng., Model K, P	8	1	-----	1993 725	1993 725	
	Left, w/273, 318, cu. in. Eng., Model K, P . .	8	1	-----	2264 218	2264 218	
	Right, w/273, 318, cu. in. Eng.	8	1	-----	2264 219	2264 219	
	Left, Side, w/318 cu. in. Eng.	8	1	-----	2536 102	-----	
	Left, Rear, w/318 cu. in. Eng.	8	1	-----	-----	2536 141	
	Left, Front, w/413 cu. in. Eng., Model K . .	8	1	-----	-----	1993 725	1993 725
	Rear, Right, w/361, 383, cu. in. Eng., 6 5/8" lgh.	8	1	-----	2463 038	2463 038	
	Rear, Left, 361, 383, cu. in. Eng., 8 1/2" lgh.	8	1	-----	2402 239	2402 239	
	Rear, Left, w/413 cu. in. Eng.	8	1	-----	2402 352	2402 352	2402 352
	Rear, Right, w/413 cu. in. Eng.	8	1	-----	2468 808	2468 808	2468 808

TYPE LETTERS indicate: V - Valiant R - Belvedere P - Plymouth C - Chrysler
 L - Dart W - Coronet D - Dodge Y - Imperial

★Indicates use as required. Numerals in parentheses () refer to notes. Printed in U.S.A.
 †Indicates parts not listed in any previous parts book. Prices and specifications subject to change without notice.
 March 1966 Supersedes May 1965. Page 24-34 * Indicates change or addition.

CODE	PART NAME AND DESCRIPTION	CYL	PER CAR	VALIANT	PLYMOUTH BELVEDERE	PLYMOUTH FURY	IMPERIAL
				DART	DODGE CORONET	DODGE POLARA CHRYSLER	
24-25-0 COMPRESSOR - Cont'd							
24-25-13	SPACER, Rear Support, w/361, 383, 413, cu. in. Eng.	8	1	-----	1947 685	1947 685	1947 685
	SPACER, Idler Pulley, w/318 cu. in. Eng., Model P	8	1	-----	-----	2014 006	
24-25-14	STUD, Exhaust Manifold to Bracket.	8	1	-----	842 295	842 295	842 295
24-25-15	BRACKET, Compressor Mtg., Right, w/170, 225, cu. in. Eng.	6	1	2468 809			
	Rear, w/273 cu. in. Eng.	8	1	-----	2463 149		
	Front, w/273, 318, cu. in. Eng.	8	1	2264 215	2264 215	2264 215	
	Rear, w/318 cu. in. Eng.	8	1	-----	2463 579	2463 579	
	Front, w/225 cu. in. Eng.	6	1	-----	2264 865	2264 865	
	Rear, Right, w/273, 318, cu. in. Eng.	8	1	2465 717	2465 717	2014 008	
	w/361, 383, cu. in. Eng.	8	1	-----	1852 932	1852 932	
	w/413 cu. in. Eng.	8	1	-----	-----	1858 622	1858 622
	Front, Model K, P	6	1	2003 062			
	Mounting, w/361, 383, cu. in. Eng., Model K	8	1	-----	1999 185	1999 185	
	Mounting, w/413 cu. in. Eng., Model K	8	1	-----	-----	2003 103	2003 103
	Compressor, Steady-Side, w/361, 383, 413 cu. in. Eng.	8	1	-----	-----	2532 200	2532 200
	w/361, 383, cu. in. Eng., Model K, P	8	1	-----	2003 056	2003 056	
24-25-20	PULLEY, Compressor, Includes HUB, Double Groove, 6 1/2" O.D.		1	2521 654			
	Double Groove, 6 1/8" O.D.	8	1	-----	2097 106	2097 106	
	Double Groove, 6 1/8" O.D.		1	-----	2097 106		
	Single Groove, 7 1/4" O.D.	8	1	-----	2485 852		
	Single Groove, 7" O.D., w/273, 318 cu. in. Eng., Model K, P		1	2006 396	2006 396	2006 396	
	Single Groove, 6 3/4" O.D.	8	1	*2521 963			
	Single Groove, 6 3/4" O.D., w/361, 383, cu. in. Eng., Model K, P	8	1	-----	2003 058	2003 058	
	Single Groove, 7" O.D.	8	1	-----	2277 790		
	Double Groove, Heli-Grip, 5 7/16" O.D.	8	1	-----	-----	-----	2521 999
	Single Groove, 6 5/8" O.D.	6	1	2521 824	2521 824		
	Double Groove, 6 7/16" O.D.	8	1	-----	2521 923	2521 923	
24-25-31	SHIELD, Idler Pulley, P, D		1	B2658 758	B2658 758	B2658 758	
24-25-33	FACING PACKAGE, Compressor Heli-Grip Clutch	8	1	2485 805	-----	-----	2521 902
24-25-35	PULLEY, Compressor Idler, w/170, 225, 273, 318, cu. in. Eng.		1	2203 031	2203 031		
	w/361, 383, 413, cu. in. Eng.	8	1	-----	2004 766	2004 766	2004 766
	ROLLER, Compressor Idler		1	2206 022	2206 022	2206 022	
	w/273, 318 cu. in. Eng., Model K	8	1	2006 374	2006 374	2006 374	
24-25-41	SPRING, Clutch Drive	8	1	2485 609	-----	-----	*2485 609
24-25-45	BRACKET, Idler Pulley, w/170, 225, cu. in. Eng.	6	1	2203 035	2203 035	2203 035	
	Model K	6	1	2003 060			
	w/225, 273, 318, cu. in. Eng.	8	1	2264 221	2264 221		
	Model P, K	8	1	-----	*1999 182	*1999 182	*1999 182
	w/361, 383, 413, cu. in. Eng., Idler Pulley Adjusting, w/318 cu. in. Eng.	8	1	-----	-----	2013 996	
	w/361, 383, 413, cu. in. Eng.	8	1	-----	2004 767	2204 767	2004 767
	BRACKET, Idler Roller, w/225 cu. in. Eng.	6	1	-----	2406 052	2406 052	
	w/273, 318, cu. in. Eng.	8	1	2264 555	2264 555	2264 555	

TYPE LETTERS Indicate: V - Valiant R - Belvedere P - Plymouth C - Chrysler
 L - Dart W - Coronet D - Dodge Y - Imperial

*Indicates use as required. Numerals in parentheses () refer to notes. Printed in U.S.A.
 BIndicates parts not listed in any previous parts book. Prices and specifications subject to change without notice.
 • Indicates change or addition. March 1966 Supersedes May 1965.

1965 PASSENGER CAR PARTS CATALOG

AIR CONDITIONING

CODE	PART NAME AND DESCRIPTION	C Y L	PER CAR	VALIANT	PLYMOUTH BELVEDERE	PLYMOUTH FURY	IMPERIAL
				DART	DODGE CORONET	DODGE POLARA CHRYSLER	
24-25-0 COMPRESSOR - Cont'd							
24-25-45	SPACER, Idler Roller Bracket, w/273, 318, cu. in. Eng. w/318 cu. in. Eng., Model P	8	1	1945 384	1945 384	2014 006	
24-25-70	SEAL PACKAGE, Crankshaft Gas		1	1426 501	1426 501	1426 501	1426 501
24-25-84	HEAD, Compressor, Right Left		1 1	2000 083 1999 502	2000 083 1999 502	2000 083 1999 502	2000 083 1999 502
24-25-93	VALVE PLATE PACKAGE, Right Left		1 1	2275 204 2275 205	2275 204 2275 205	2275 204 2275 205	2275 204 2275 205
24-25-94	GASKET, Cylinder Head GASKET, Valve Plate		2 2	1990 584 1990 598	1990 584 1990 598	1990 584 1990 598	1990 584 1990 598
24-25-107	FITTING, Suction, for Compressor 2532 160 . . w/170, 273, cu. in. Eng., P1 Suction, for Compressor 2532 697 Suction, for Compressor 2532 696, P. Suction, for Compressor 2532 695 Discharge, for Compressor 2465 232, 2465 355, 2468 294, 2532 160, 2532 695, 2532 697 . . Discharge, for Compressor 2532 696		1 1 8 8 6 1 8	2545 730 ---- ---- ---- ---- 2008 386 ----	---- ---- ---- ---- ---- 2008 386 ----	2545 730 2545 732 2545 731 2545 731 2008 386 2007 168	
24-25-110	SEAL, Discharge Fitting		1	*1998 639	*1998 639	*1998 639	*1998 639
24-25-114	SCREEN, Suction		1	1996 845	1996 845	1996 845	1996 845
24-25-127	CAP, Compressor Gauge Fitting		1	1989 202	1989 202	1989 202	1989 202
24-25-132	VALVE, Pressure Regulator.		1	2275 202	2275 202	2275 202	2275 202
24-25-133	CORE, Gauge Fitting		1	1992 947	1992 947	1992 947	1992 947
24-25-135	SEAL, Regulator Valve Discharge Fitting . . . SEAL, Discharge Port		1 1	1994 410 *2008 388	1994 410 *2008 388	1994 410 *2008 388	1994 410 *2008 388
24-25-137	SPRING, Pressure Regulator Valve Spacer. . .		1	1994 408	1994 408	1994 408	1994 408
24-25-154	CRANKSHAFT PACKAGE, for V2 Compressor For V2 Compressor For RV2 Compressor.	6 8 8	1 1 1	2021 190 *2021 190 ----	2021 190 2021 190 ----	2021 190 2541 331	2541 331
24-25-156	SCREW, Compressor Pulley, 1/2" x 5/16-24 . . 1 1/4" x 5/16-24		1 1	1819 843 1658 638	1819 843 1658 638	1819 843 1658 638	1819 843 1658 638
24-25-157	WASHER, Compressor Pulley Screw w/170, 273, 318, cu. in. Eng., Model K . . . w/383, 413, cu. in. Eng.		6 8	1 1	2097 102 2006 397 ----	2097 102 2006 397 2097 102	2097 102 2097 102
24-25-160	BEARING, Crankshaft Front Ball, RV2 Compressor V2 Compressor Rear Main Bronze		8 1 1	---- *1854 829 1984 152	---- *1854 829 1984 152	---- *1854 829 1984 152	*2019 681 1984 152
24-25-162	HOUSING PACKAGE, Crankshaft Front Bearing, for V2 Compressor V2 Compressor RV2 Compressor		6 8 8	1 1 1	2196 315 ---- ----	2196 315 2196 315 ----	2196 315 2541 332
24-25-168	WASHER, Crankshaft Rear Bearing Thrust . .		1	1747 982	1747 982	1747 982	1747 982
24-25-189	SEAL, Crankshaft Bearing Housing		1	1377 831	1377 831	1377 831	1377 831
24-25-219	BEARING, Compressor Clutch		1	1769 318	1769 318	1769 318	1769 318

TYPE LETTERS indicate: V - Valiant R - Belvedere P - Plymouth C - Chrysler
L - Dart W - Coronet D - Dodge Y - Imperial

★Indicates use as required. Numerals in parentheses () refer to notes. Printed in U.S.A.
 †Indicates parts not listed in any previous parts book. Prices and specifications subject to change without notice.
 March 1966 Supersedes May 1965. ● Indicates change or addition.

CODE	PART NAME AND DESCRIPTION	C Y L	PER CAR	VALIANT	PLYMOUTH BELVEDERE	PLYMOUTH FURY	IMPERIAL
				DART	DODGE CORONET	DODGE POLARA CHRYSLER	
24-25-O COMPRESSOR - Cont'd							
24-25-232	COIL, Clutch Field, 4 13/16" O.D.		1	2097 105	2097 105	2097 105	
	4 1/8" O.D.	8	1	-----	-----	-----	2485 586
	5 1/4" O.D.	8	1	2485 847	2485 847		
	5 1/4" dia., Model K, P	6	1	-----	2006 395	2006 395	
	4 13/16" dia., Model K, P	8	1	-----	2097 105	2097 105	
24-25-234	RING, Clutch Internal		1	2097 103	2097 103	2097 103	2097 103
	External		1	2097 101	2097 101		
	External	6	1	-----	-----	2097 101	
	External	8	1	-----	2097 101	2097 101	2485 587
24-25-246	OIL PUMP PACKAGE, Compressor		1	2021 191	2021 191	2021 191	2091 191
24-25-252	SEAL, Compressor Oil Pump Cover		1	1747 988	1747 988	1747 988	1747 988
24-25-258	SUMP, Compressor Oil		1	1747 962	1747 962	1747 962	1747 962
24-25-260	GASKET, Oil Sump.		1	1377 825	1377 825	1377 825	1377 825
24-26-O RECEIVER DRIER							
24-26-20	DRIER, includes Sight GLASS		1	2521 374	2521 862	2521 862	2521 862
	w/413 cu. in. Eng.	8	1	-----	-----	2521 862	2521 862
	Model K, P		1	2013 691	2013 691	2013 691	2013 691
24-26-21	SCREW, Drier Mtg., Model K, P		2	1740 029	1740 029	1740 029	1740 029
24-26-26	PLUG, Drier Fusible.		1	1998 645			
24-26-35	BRACKET, Drier		1	2219 155	2219 155	2219 155	2219 155
24-26-100	MUFFLER, Compressor Discharge, w/170,						
	225, cu. in. Eng.	6	1	2521 818			
	w/273 cu. in. Eng.	8	1	2521 369			
	w/225 cu. in. Eng.	6	1	-----	-----	2521 755	
	w/383, 413, cu. in. Eng.	8	1	-----	-----	2521 755	
	w/170, 225, 361, 383, 426, cu. in. Eng.		1	-----	2521 856		
	w/273, 318, cu. in. Eng.	8	1	-----	2521 772	2521 772	
	Model K	8	1	2004 773	2004 773	2004 773	2485 776
	Model K	6	1	2004 756	2004 756	2004 756	
	w/361, 383, 413, cu. in. Eng., Model K	8	1	-----	2277 868	2277 868	2277 868
	MUFFLER, Compressor Suction, w/225 cu. in.						
	Eng., Dual Unit	6	1	-----	-----	2521 778	
	w/170, 225, cu. in. Eng., Single Unit	6	1	2521 884	*2521 884	2521 797	
	w/318 cu. in. Eng., Single Unit	8	1	-----	-----	2521 901	
	w/318 cu. in. Eng., Sta. Wgn.		1	-----	2521 900		
	w/170, 273, 318, 383, 426, cu. in. Eng.,						
	Single Unit		1	-----	2277 792		
	w/273 cu. in. Eng.	8	1	2521 896			
	w/Dual Unit		1	-----	-----	-----	2521 229
	MUFFLER, W/Suction Tube w/383, 413						
	cu. in. Eng.	8	1	-----	-----	*2521 976	
24-26-101	BRACKET, Suction Muffler, P2	8	1	-----	-----	2521 795	2485 997
24-27-O CONDENSER							
24-27-5	CONDENSER		1	2521 326			
			1	-----	2485 930		
			1	-----	-----	2521 165	
			1	-----	-----	-----	2485 767
	Model K, P		1	*2521 325	2010 211	2010 211	2010 211

TYPE LETTERS Indicate: V - Valiant R - Belvedere P - Plymouth C - Chrysler
 L - Dart W - Coronet D - Dodge Y - Imperial

* Indicates use as required. Numerals in parentheses () refer to notes. Printed in U.S.A.
 † Indicates parts not listed in any previous parts book. Prices and specifications subject to change without notice.
 * Indicates change or addition. March 1966 Supersedes May 1965.

1965 PASSENGER CAR PARTS CATALOG

AIR CONDITIONING

CODE	PART NAME AND DESCRIPTION	C Y L	PER CAR	VALIANT	PLYMOUTH BELVEDERE	PLYMOUTH FURY	IMPERIAL
				DART	DODGE CORONET	DODGE POLARA CHRYSLER	
24-27-O CONDENSER - Cont'd							
24-27-9	NUT, Brass Reducing Model, K, P	8	1	2013 788			
24-27-15	BRACKET, Condenser, w/Tube SUPPORT . . .		1	2521 743			
	BRACKET, w/Tube SUPPORT		1	-----	2013 035	2013 035	2013 035
	BRACKET, w/Tube SUPPORT, Rear		1	-----	-----	2013 033	2013 033
	BRACKET, Mtg.	8	4	2014 003			
	BRACKET, Mtg., Model K, P	8	1	-----	E2014 004	E2014 004	E2014 004
24-28-O EVAPORATOR							
24-28-3	COVER, Lock Pillar Hose, Upper, Right		1	-----	-----	4105 AT6	
	Upper, Left		1	-----	-----	4103 AT6	
	Upper, Right, at Roof Rail		1	-----	-----	4106 AW3	
	Upper, Left, at Roof Rail		1	-----	-----	4104 AW3	
	Lower, Right		1	-----	-----	4101 AT6	
24-28-5	EVAPORATOR, Front Unit, Model 952		1	-----	2485 290		
	Roof Unit		1	-----	2521 653		
	Model K		1	2013 732	2013 779	2013 779	2013 779
	Model P		1	2014 018	2014 022	2014 022	
24-28-6	SUB COOLER		1	-----	-----	-----	2521 864
24-28-7	TURN BUCKLE, Door Lever Shaft, Model 954 .		1	2521 621			
	Evaporator Unit Support, Model K, P	6	1	2485 783			
24-28-8	BRACKET, Heater Mtg., Left, Model 952 . . .		1	-----	2277 209		
	Evaporator Mtg., Roof Unit, Right		1	-----	-----	2521 650	
	To Blower Deck, Model K		1	2485 778	-----	-----	2011 449
	Mounting, Model K		1	-----	2014 012	2014 012	
	Model K, P, Right		1	-----	-----	E2013 737	
	SUPPORT, Bottom, Model K, P		1	2485 779	-----	-----	
	Tube Cover to Pillow		1	-----	-----	2581 236	
	BRACKET, Switch, w/Lamp COVER, Model K .		1	2013 205	2013 205	2013 205	2013 205
24-28-10	SCREEN, Evaporator Coil	8	1	*2521 953			
24-28-11	FILLER, Evaporator Mtg.		1	-----	-----	E2013 742	
	BRACKET, Model K		1	-----	-----	E2013 722	
	Model P, C	8	1	-----	-----	-----	
24-28-12	BASE, Evaporator Support, Model K		1	2485 781			
24-28-17	CLAMP, Discharge Tube to Yoke		1	-----	2277 430		
	CLAMP, Water Valve Hose		2	-----	-----	2521 726	2521 726
	CLAMP, Sub Cooler		1	-----	-----	-----	2521 864
24-28-18	ADAPTER, Tube and Nut, 1 5/8" lgh.,		★	2485 915	2485 915	2485 915	2485 915
	1/2" dia., 3/4-16 thd.		★	2485 916	2485 916	2485 916	2485 916
	1 7/8" lgh., 5/8" dia., 7/8-14 thd.		★	2485 914	2485 914	2485 914	2485 914
	1 1/2" lgh., 3/8" dia., 5/8-18 thd.		★	-----	-----	2521 920	
	2 1/4" lgh., 3/4" dia., 1 1/16-14 thd.	8	★	-----	-----	-----	
24-28-19	GROMMET, Vacuum Hose to Dash		1	-----	1886 101	1886 101	1886 101
	Blower Motor Mtg.		1	-----	-----	-----	1879 827
	Temperature Control Cable		1	1842 997			
	Core to Tube		★	-----	-----	2521 075	
	Discharge Hose		1	-----	2014 009	2014 009	
	Heater Tube		1	-----	2521 072	-----	
24-28-22	SCREW, Self Tapping, w/FLANGE, 10-16 x 1/2"		★	1740 029	1740 029	1740 029	1740 029
	lgh.						

TYPE LETTERS Indicate: V - Valiant R - Belvedere P - Plymouth C - Chrysler
L - Dart W - Coronet D - Dodge Y - Imperial

★Indicates use as required. Numerals in parentheses () refer to notes. Printed in U.S.A.
 EIndicates parts not listed in any previous parts book. Prices and specifications subject to change without notice.
 March 1966 Supersedes May 1965. * Indicates change or addition.
 Page 24-38

CODE	PART NAME AND DESCRIPTION	CYL	PER CAR	VALIANT	PLYMOUTH BELVEDERE	PLYMOUTH FURY	IMPERIAL
				DART	DODGE CORONET	DODGE POLARA CHRYSLER	

24-28-O EVAPORATOR - Cont'd

NOTE: For Refrigerant Hose see Chart in front of Group 24.

24-28-24	TUBE, Condenser to Receiver Drier	6	1	*2521 371	*2521 371		
	Suction, w/Muffler	8	1	-----	*2521 976		
	Elbow, Expansion Valve to Evaporator		1	*2521 790			
	Condenser to Evaporator	8	1	-----	E2607 728		
	Condenser to Evaporator	6	1	-----	E2607 727		
	Water Inlet and Outlet Dual		1	-----		2521 688	
	Discharge Hose to Condenser, 30 1/2" lgh.		1	-----			2485 784
	Discharge Hose to Condenser, 26 1/2" lgh.		1	-----			2521 233
24-28-25	HOUSING, Evaporator, Model 912		1	-----			2097 376
	HOUSING, Evaporator Coil, Model 912		1	-----			2096 259
	HOUSING, Evaporator, Model 952		1	-----	2277 217		
24-28-26	CONNECTOR, Vacuum Hose, Dual		1	-----	2277 713		
24-28-29	BRACKET, Suction Tube Mtg., on Eng., 6 1/4" lgh.	8	1	-----		2521 781	2521 781
	BRACKET, Suction Hose Mtg., on Eng., 4" lgh.	8	1	-----		2521 800	2521 800
	BRACKET, 6" lgh., D, C	8	1	-----		2521 782	2521 782
24-28-31	GASKET, Water Inlet and Outlet Tube		1	-----		2521 152	
	Evaporator to Dash		1	-----			1887 257
24-28-32	CLIP, Vacuum Control Switch Hose		1	-----	2257 848		
24-28-43	TRAY, Evaporator Coil Drain		1	-----		2521 111	
24-28-47	TROUGH, Evaporator Coil Drain		1	-----			2096 182
24-28-48	LEVER, w/SWIVEL, Defroster Door		1	-----			1972 789
24-28-49	NUT, Floor Air Damper Control		1	-----			2427 119
24-28-55	CONNECTOR, Air Outlet, w/Radio, Right		1	-----	2521 431		E2485 022
	CONNECTOR, w/Radio, Left		1	-----	2485 215		E2485 023
	CONNECTOR, w/o Radio		2	-----	2485 215		
24-28-59	SCREW, Recirculating Door Link		1	-----			1885 835
24-28-63	GASKET, Heater Core Cover		1	-----			1879 861
24-28-64	VACUUM TUBE REPAIR KIT		1	*2448 621	2448 621	*2448 621	*2448 621
24-28-70	GRILLE, w/CONTROLS, Model P		1	2013 760	2013 760	2013 760	2013 760
	w/o Controls, Model P		1	2585 105	2585 105	2585 105	2585 105
	w/o Controls, Model K		1	2013 108	2013 108	2013 108	2013 108
24-28-72	CLIP, Outlet Duct Retainer		1	-----		2521 729	
	CLIP, Defroster Tube		1	-----		2521 729	
	CLIP, Spot Cooler Connector		1	-----		2521 729	
	CLIP, Recirculating Door		1	-----			666 790
	CLIP, Rear Housing to Front Housing		11	2521 336			
24-28-73	DUCT, Fresh Air Inlet		1	-----	2277 342		
	Fresh Air, includes RETAINER, Flexible		1	-----		2521 155	
	Fresh Air, Plastic		1	-----		2485 454	
	Outlet, Center, P, D		1	-----		2521 691	
	Outlet, Center, C		1	-----		2521 696	
	CONNECTOR, Outlet, Spot Cooler		2	-----			2485 432
	CONNECTOR, Spot Cooler, Evaporator End		1	-----			*2485 493

TYPE LETTERS Indicate:

V - Valiant
L - Dart

R - Belvedere
W - Coronet

P - Plymouth
D - Dodge

C - Chrysler
Y - Imperial

★Indicates use as required.

E Indicates parts not listed in any previous parts book.

* Indicates change or addition.

Numerals in parentheses () refer to notes.

Prices and specifications subject to change without notice.

Printed in U.S.A.

1965 PASSENGER CAR PARTS CATALOG AIR CONDITIONING

CODE	PART NAME AND DESCRIPTION	C Y L	PER CAR	VALIANT	PLYMOUTH BELVEDERE	PLYMOUTH FURY	IMPERIAL
				DART	DODGE CORONET	DODGE POLARA CHRYSLER	
24-28-0 EVAPORATOR - Cont'd							
24-28-75	BEZEL, Air Outlet, includes LOUVER, Front Unit, Right		1	----	4222 VX9		
	Left		1	----	4223 VX9		
	Rear Unit		2	----			4442 AX9
24-28-78	LOUVER, Air Outlet, Right		1	2521 483			
	Left		1	2521 481			
	Center		1	2521 481			
	Center, P		1	----		2521 302	
	Center, D		1	----		2521 356	
	Center, C		1	----		2521 304	
	Roof Unit		4	----		2521 635	2521 635
	Right		1	----			2521 802
	Left		1	----			2521 803
	Rear Unit		2	----			4442 AX9
24-28-80	DEFLECTOR, Floor Air, Left.		1	----			1886 413
24-28-84	ADAPTOR, Air Outlet Louver, Roof Unit. . . .		4	----		1753 579	
	ADAPTOR, w/CONNECTOR, Rear Unit	8	1	----			*2485 539
24-28-86	WASHER, Floor Air Deflector.		1	----			2277 401
24-28-87	BUSHING, Air Deflector		4	----			E2521 968
24-28-92	SEAL, Fresh Air Door Housing.		1	----	2162 245		
24-28-93	CONNECTOR, Air Outlet, Rear Unit, Right . .		1	----			2485 603
	Air Outlet, Right, Model 912.	8	1	----			2485 022
24-28-98	VANE, Horizontal, Model K		4	E2013 097	E2013 097	E2013 097	E2013 097
	Horizontal, Control, Model K		2	E2013 098	E2013 098	E2013 098	E2013 098
	Vertical, Model K		8	E2013 081	E2013 081	E2013 081	E2013 081
	Vertical Control, Model K		4	E2013 082	E2013 082	E2013 082	E2013 082
24-28-99	LINKAGE, Evaporator Control		1	----	2277 124		
	Heater Door Control		1	----		2521 702	
24-28-100	SHAFT, Shut-Off Door Lever, to Adjusting Nut		1	2521 571			
	Shut-Off Door		1	2521 572			
	Recirculating Door to Crank.		1	2521 573			
	Fresh Air Door		1	----	2162 525		
24-28-101	RETAINER, Fresh Air Door Shaft		1	----	2216 735		
24-28-104	BALL STUD, Recirculating Door Linkage . . .		1	----	1858 936		
24-28-106	RETAINER, Recirculating Door Ball Joint . . .		1	----	1945 197		
24-28-107	PLATE, Air Outlet Trim		2	2521 466			
24-28-108	SPRING, Fresh Air Door Over Center		1	----	2277 262	2521 694	
	Fresh Air Door		1	----		2521 082	
	Floor Heat Door		1	----		2521 082	
24-28-113	HOUSING, Fresh Air Door		1	----	2162 239		
	HOUSING, Fresh Air, includes GRILLE and DOOR		1	----		E2521 017	
24-28-117	LEVER, Air Inlet.		1	2521 501			
	Heater Door		1	----		2521 712	
	Defroster Door		1	2521 629			

TYPE LETTERS Indicate: V - Valiant R - Belvedere P - Plymouth C - Chrysler
 L - Dart W - Coronet D - Dodge Y - Imperial

★Indicates use as required. Numerals in parentheses () refer to notes. Printed in U.S.A.
 ⓁIndicates parts not listed in any previous parts book. Prices and specifications subject to change without notice.
 May 1965. Page 24-40 * Indicates change or addition.

CODE	PART NAME AND DESCRIPTION	CYL	PER CAR	VALIANT	PLYMOUTH BELVEDERE	PLYMOUTH FURY	IMPERIAL
				DART	DODGE CORONET	DODGE POLARA CHRYSLER	
24-28-0 EVAPORATOR - Cont'd							
24-28-118	SPACER, Door Control Lever		1	----	----	2521 713	
24-28-124	CUP, Air Outlet Bezel		4	----	2485 300		
24-28-127	CAP, 1/4" Brass Flare		1	----	1989 202	1989 202	1989 202
24-28-142	LOCK, Vent Door.		1	2277 515			
24-28-143	PLATE, Lock Vent Door.		1	2277 516			
24-28-175	HOUSING, Blower, Roof Unit, Clock Wise . . .		1	----	----	1887 299	1887 299
	Counter Clock Wise		1	----	----	1887 300	1887 300
24-28-176	SEAL, Inlet Duct to Dash		1	-----	-----	-----	1887 757
	GASKET, Blower Motor Mtg., Rear Unit . . .		1	-----	-----	-----	2076 088
24-28-185	STATOR, Axial Blower.		1	-----	2219 102		
24-28-186	ROTOR, Axial Blower Motor.		1	-----	2521 764		
24-28-195	MOTOR, Axial Blower		1	-----	2277 418		
	MOTOR, Blower		1	2521 146	-----	2521 146	
	MOTOR, Blower, Front Unit		1	-----	-----	-----	1879 579
	MOTOR, Blower, Rear Unit		1	-----	-----	-----	2485 580
	MOTOR, Blower, Roof Unit		2	-----	-----	1886 266	
	MOTOR, Blower, Model K, P		1	2013 175	2013 175	2013 175	2013 175
24-28-199	BRACKET, Blower Motor		1	-----	-----	-----	1880 211
	RING, Axial, w/BRACKET, Lower Mtg.		3	-----	2277 585		
24-28-201	MOUNT, Blower Motor		3	2277 596	2277 596		
24-28-203	RESISTER, Blower Motor		1	2521 544	-----	-----	
	RESISTER, Blower Motor, Trunk Unit		1	-----	-----	-----	2485 593
24-28-205	CLIP, Axial Blower Motor Balancing,						
	.28 width		1	-----	2521 731		
	.28 width		1	-----	2521 732		
	.34 width		1	-----	2521 733		
	.25 width		1	-----	2521 734		
	.31 width		1	-----	2521 735		
	.38 width		1	-----	2521 736		
	3/4" lgh., 1/4" width		★	-----	2277 884		
	1 9/16" lgh., 1/4" width		★	-----	2277 887		
	1 1/8" lgh., 1/4" width		★	-----	2277 247		
	1 1/8" lgh., 17/64" width		★	-----	2277 670		
	1 1/8" lgh., 13/16" width		★	-----	2272 249		
	2" lgh., 1/4" width		★	-----	2277 888		
24-28-209	DEFLECTOR, Blower Sound.		1	-----	2485 038		
24-28-210	WHEEL, Blower		1	2521 497	-----	1886 265	
	Roof Unit, Clock Wise		1	-----	-----	1886 263	
	Roof Unit, Counter Clock Wise		1	-----	-----	*2521 147	1880 442
	Front Unit		1	-----	-----	-----	2485 591
	Rear Unit, Right		1	-----	-----	-----	2277 597
	Rear Unit, Left		1	-----	-----	-----	
	Right, C.W., Model K, P		1	2013 185	2013 185	2013 185	2013 185
	Left, C.C.W., Model K, P		1	2013 184	2013 184	2013 184	2013 184

TYPE LETTERS indicate: V - Valiant R - Belvedere P - Plymouth C - Chrysler
 L - Dart W - Coronet D - Dodge Y - Imperial

★Indicates use as required. Numerals in parentheses () refer to notes. Printed in U.S.A.
 ⓈIndicates parts not listed in any previous parts book. Prices and specifications subject to change without notice.
 * Indicates change or addition. March 1966 Supersedes May 1965.

1965 PASSENGER CAR PARTS CATALOG AIR CONDITIONING

CODE	PART NAME AND DESCRIPTION	CYL	PER CAR	VALIANT	PLYMOUTH BELVEDERE	PLYMOUTH FURY	IMPERIAL
				DART	DODGE CORONET	DODGE POLARA CHRYSLER	
24-28-0 EVAPORATOR - Cont'd							
24-28-211	SEAL, Blower Motor Retainer		1	2521 232	-----	2521 232	
24-28-220	COIL, Evaporator		1	2521 509			
	Front Unit		1	-----	2219 837		
	Front Unit		1	-----	-----	2521 059	2485 726
	Rear Unit		1	-----	-----	-----	2485 757
	Roof Unit		1	-----	-----	2485 773	
	Model K, P		1	2013 171	2013 171	2013 171	2013 171
24-28-230	SNAP RING, Defroster Damper		★	-----	1539 430		
24-28-232	THERMOSTAT, w/Mtg. PLATE		1	-----	2485 284		
24-28-235	NUT, Feed Suction Grommet		2	-----	-----	-----	1605 267
24-28-241	SWITCH, Thermostat, Model K, P		1	2013 192	2013 192	2013 192	2013 192
24-28-248	KNOB, Discharge Control, Model K, P		1	2013 085	2013 085	2013 085	2013 085
	Thermostat, Model K, P		1	1997 553	1997 553	1997 553	1997 553
24-28-300	VALVE, Expansion, Front Unit		1	2521 788	2584 896	2584 923	2584 896
	Rear Unit		1	-----	-----	-----	2521 854
	Roof Unit		1	-----	2485 756	2485 756	
	Model K, P		1	2013 062	2013 063	2013 063	2013 063
24-28-302	ELBOW, Expansion Valve to Dash		1	2521 790			
	ELBOW, Vacuum Control Hose		1	-----	⊠2496 097		
24-28-318	TEE, Control Vacuum Hose		★	1886 109	1886 109	1886 109	1886 109
	TEE, Dual Unit, Liquid		1	-----	-----	2485 709	2485 709
	TEE, Dual Unit, Suction		1	-----	-----	2521 748	2521 748
24-28-326	SEAL, Hose and Tube O-Ring, 3/8" O.D.		★	2219 383	2219 383	2219 383	2219 383
	5/8" O.D.		★	-----	2219 385	2219 385	2219 385
	1/2" O.D.		★	2219 384	2219 384	2219 384	2219 384
	1/4" O.D.		★	2277 190	2277 190	2277 190	2277 190
	3/4" O.D.		★	2521 172	2521 172	2521 172	
	1/2" O.D.		★	2219 384	2219 384	2219 384	2219 384
	3/8" O.D.		★	-----	-----	2219 383	
	SEAL, Housing to Plenum		1	2277 669			
24-28-334	HOUSING, Evaporator		1	-----	-----	⊠2521 432	
24-28-336	DOOR, Distribution Outlet, Right		1	-----	-----	2521 440	
	Left		1	-----	-----	2521 441	
24-28-338	SPRING, Distribution Door Housing Retainer		1	-----	-----	2521 439	
24-28-341	ROD, Unit to Plenum Mtg.		1	2277 591			
24-28-357	NUT, Floor Air Damper Control Mtg.		8	-----	-----	-----	1339 711
24-28-358	NAME PLATE, Blower Switch, Rear Unit		1	-----	-----	2580 360	2580 360
24-28-364	DUCT, Distribution, Front Unit		1	-----	-----	-----	2485 497
24-28-366	CONTROL, Floor Air Damper		1	-----	-----	-----	2427 817
24-28-368	WASHER, Defroster Door, Front Unit		1	-----	-----	-----	1971 463
24-28-370	NOZZLE, Deflector, Right		1	-----	2485 396	2485 396	
	Left		1	-----	2485 646	2485 646	

TYPE LETTERS Indicate: V - Valiant R - Belvedere P - Plymouth C - Chrysler
 L - Dart W - Coronet D - Dodge Y - Imperial

★Indicates use as required. Numerals in parentheses () refer to notes. Printed in U.S.A.
 ⊠Indicates parts not listed in any previous parts book. Prices and specifications subject to change without notice.
 March 1966 Supersedes May 1965. Page 24-42 * Indicates change or addition.

CODE	PART NAME AND DESCRIPTION	CYL	PER CAR	VALIANT	PLYMOUTH BELVEDERE	PLYMOUTH FURY	IMPERIAL
				DART	DODGE CORONET	DODGE POLARA	
24-28-O EVAPORATOR - Cont'd							
24-28-378	NUT, Defroster Door Shaft		1	-----	-----	-----	1829 825
24-28-379	DOOR PACKAGE, Defroster		1	-----	-----	-----	2084 295
24-28-384	COVER, Deflector Lever		1	-----	-----	-----	2097 152
24-28-387	SPOT COOLER, Right		1	-----	2277 412		
	Left		1	-----	2485 209		
	SPOT COOLER, P	8	1	-----		2521 274-5	
	SPOT COOLER, Right, D	8	1	-----		2521 352	
	Left, w/Auto. Pilot, D	8	1	-----		2521 351	
	Left, w/o Auto. Pilot, D	8	1	-----		2521 353	
	P		1	-----		2521 274-5	
	C	8	1	-----		2521 184-5	
	Y1	8	2	-----		-----	2485 209
24-28-389	SPACER, Spot Cooler, Left		1	-----	2485 218	-----	2485 225
24-28-392	RETAINER, Temperature Control Cable, P . .		★	2197 678	-----	2197 678	
	Recirculating Door Shaft		★	2197 678			
	Shut-Off Valve.		★	2197 678			
	Actuator Shaft		★	2197 678			
24-28-393	BUMPER, Damper Stop		4	-----	2080 201	2080 201	
24-28-396	CLAMP, Spot Cooler Tube		★	-----	2277 426		
24-28-397	BRACKET, Spot Cooler Tube, Left		1	-----	2521 827		
24-28-399	SHAFT, Floor Heat Door		1	-----		2521 108	
	Defroster Door		1	-----		2521 100	
	Air Conditioning Door		1	-----		⊠2521 099	
24-28-404	KNOB, Spot Cooler, P		2	-----		2521 284	
	KNOB, Spot Cooler, D		2	-----		*2521 367	
24-28-405	CONNECTOR, Spot Cooler Hose		1	-----		2521 384	
	CONNECTOR, Spot Cooler Right, D	8	1	-----		⊠2521 380	
	Left	8	1	-----		⊠2521 381	
	CONNECTOR, Spot Cooler, Evaporator, End Right	8	1	-----		*2521 384	
24-29-O ACTUATOR							
24-29-1	ACTUATOR, Evaporator Door		1	2521 502			
	Heater Shut-Off Door		1	2521 569			
	Defroster		1	2521 503	2219 916	-----	2277 051
	Water Valve		1	⊠2485 266			
	Recirculating Door		1	-----			2277 052
	By-Pass Door		1	-----			2277 054
	Deflector.		1	-----			2277 053
	Spot Cooler		1	-----	2219 915		
	Fresh Air Door		1	-----		2521 141	
	Heater Door		1	-----		2521 137	
	Air Conditioning Door		1	-----		2521 139	
24-29-15	RETAINER, Actuator Shaft		★	2197 678	2197 678	2197 678	2197 678
	CLIP, Water Valve Control		★	-----		6000 394	
	CLIP, Actuator Rod		★	-----		6008 145	
	CLIP, Deflector Shaft		★	-----		-----	2076 405

TYPE LETTERS Indicate: V - Valiant R - Belvedere P - Plymouth C - Chrysler
 L - Dart W - Coronet D - Dodge Y - Imperial

★Indicates use as required. Numerals in parentheses () refer to notes. Printed in U.S.A.
 ⊠Indicates parts not listed in any previous parts book. Prices and specifications subject to change without notice.
 • Indicates change or addition. March 1966 Supersedes May 1965.

