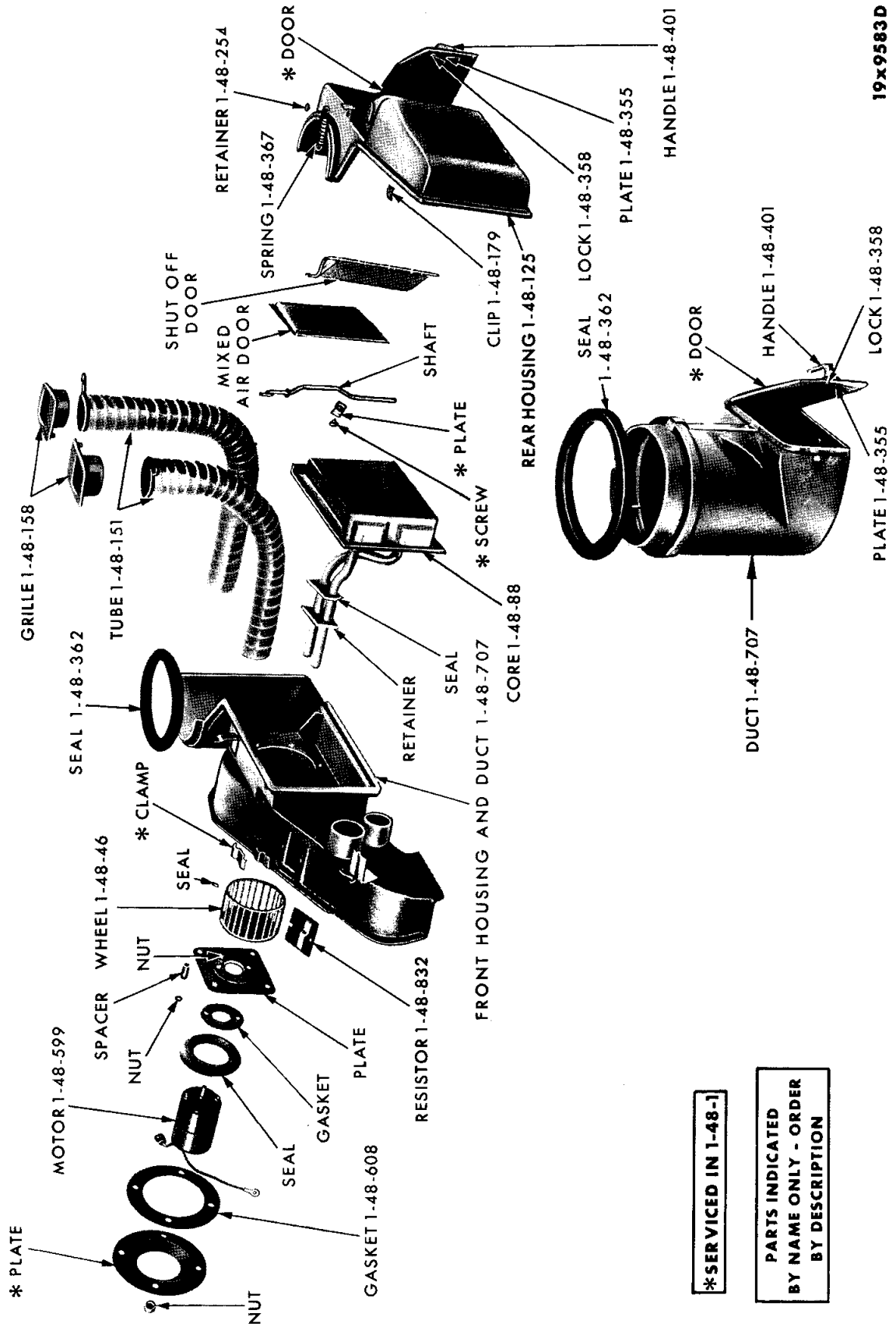


GROUP 1 - ACCESSORIES

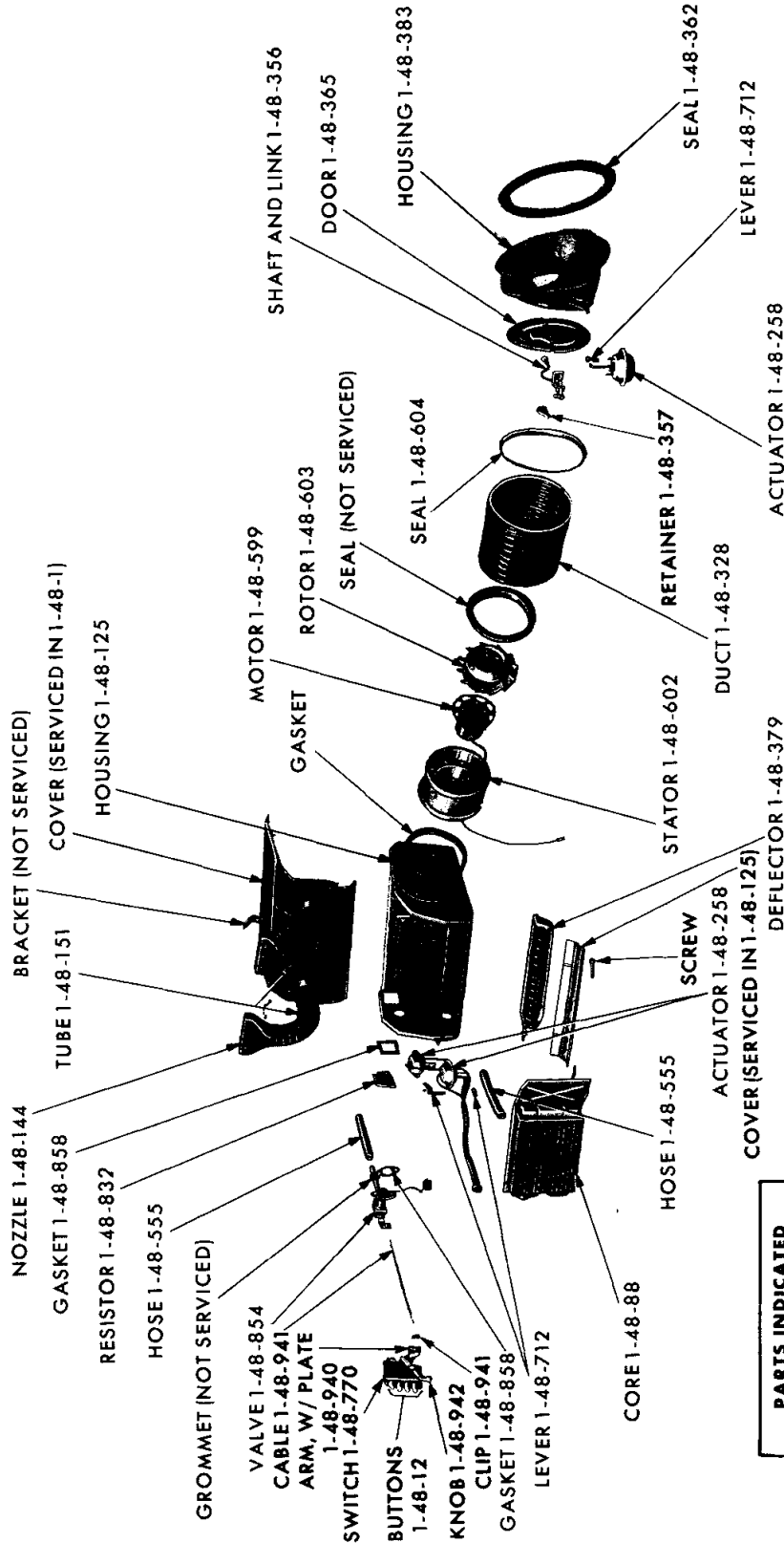


19x9583D

*SERVICED IN 1-48-1

PARTS INDICATED BY NAME ONLY - ORDER BY DESCRIPTION

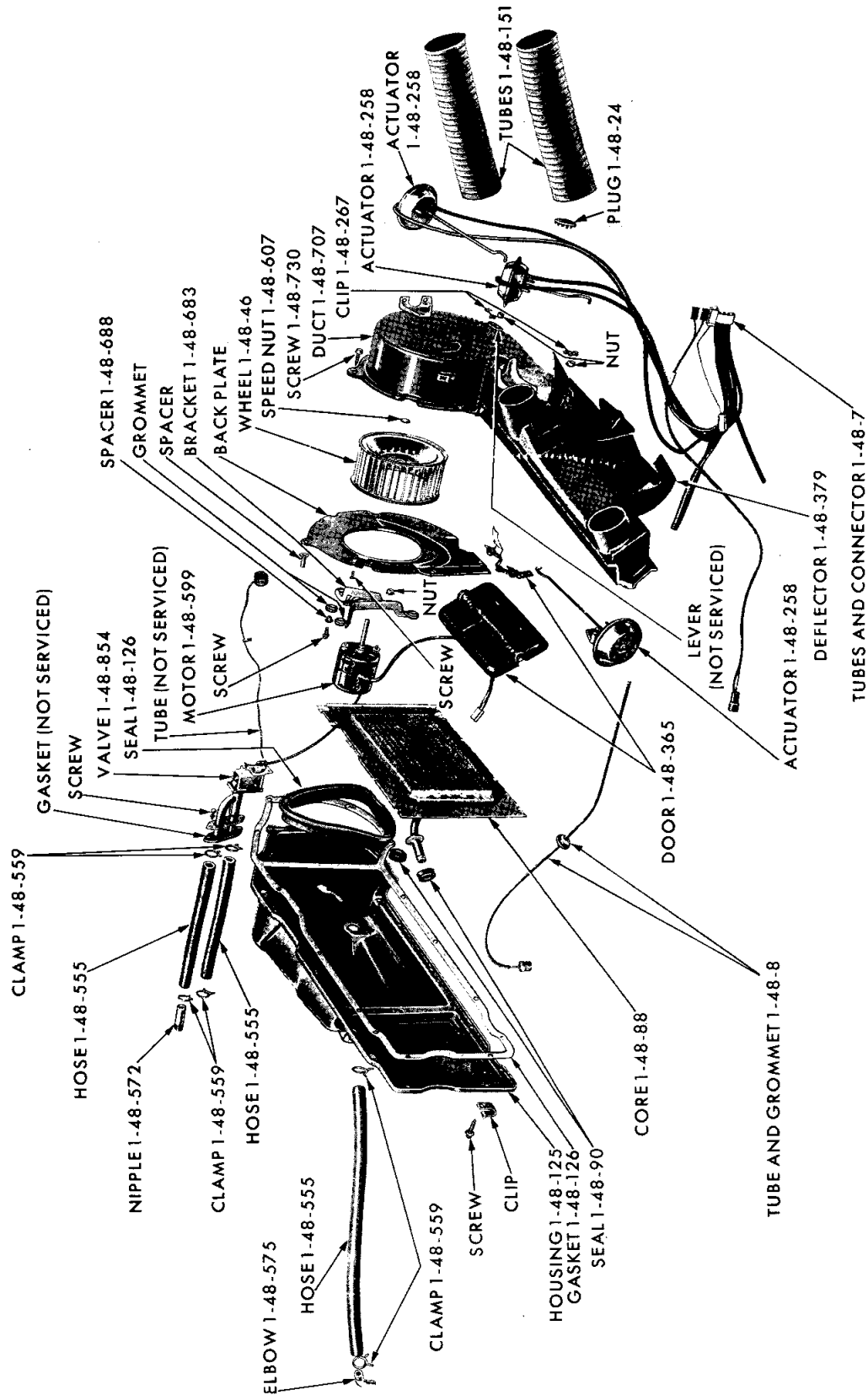
HEATER ASSEMBLY - VALIANT AND DART



**PARTS INDICATED
BY NAME ONLY - ORDER
BY DESCRIPTION**

19x9355B

HEATER ASSEMBLY - BELVEDERE AND CORONET



19x8554F

**PARTS INDICATED
BY NAME ONLY - ORDER
BY DESCRIPTION**

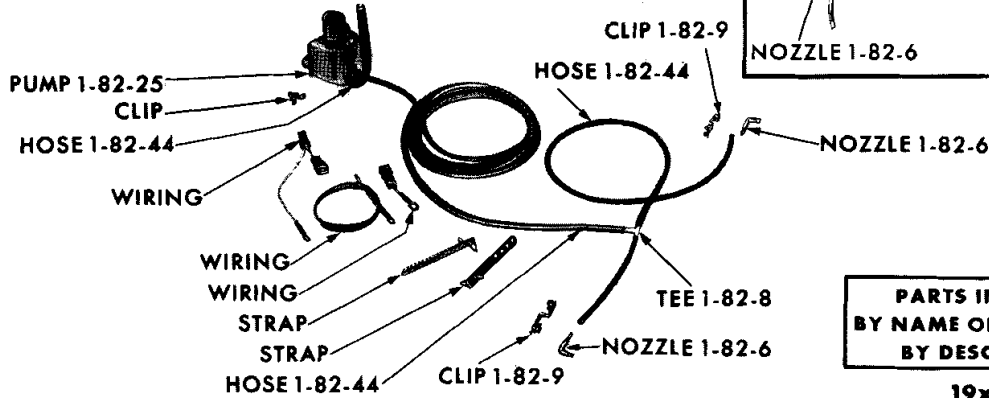
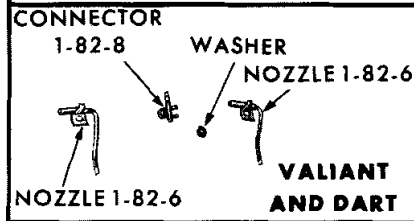
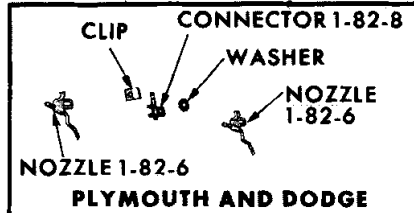
HEATER ASSEMBLY - IMPERIAL

PLYMOUTH,
DODGE AND
CHRYSLER

RESERVOIR 1-82-4
CAP 1-82-22

RESERVOIR 1-82-4

VALIANT, DART,
BELVEDERE AND
CORONET

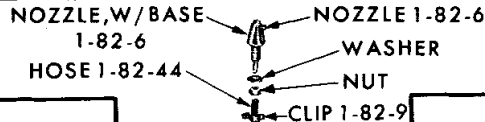


PARTS INDICATED
BY NAME ONLY - ORDER
BY DESCRIPTION

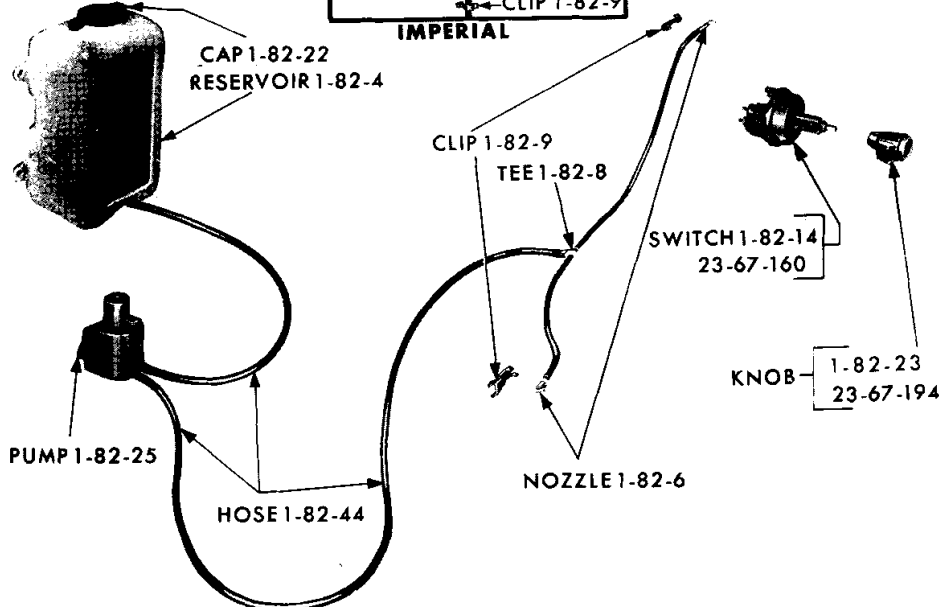
19x9906 B

WINDSHIELD WASHER SYSTEM

BRACKET 1-82-21

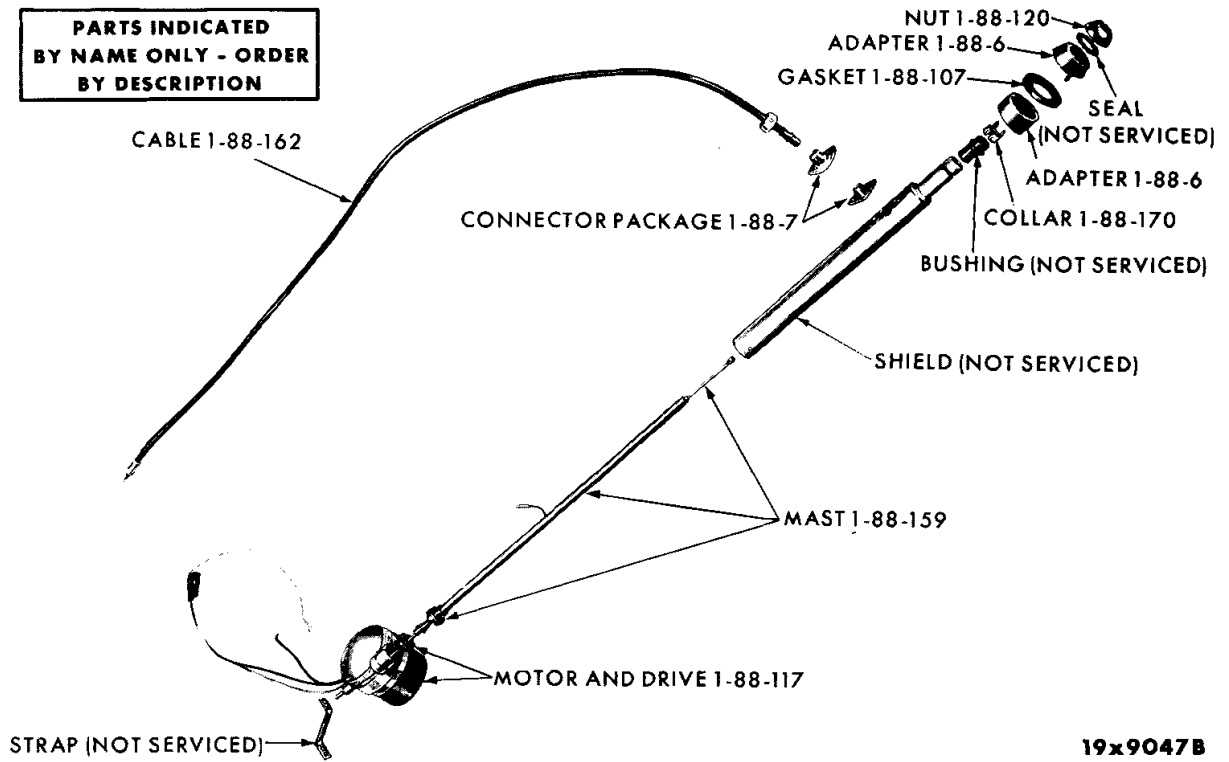


PARTS INDICATED
BY NAME ONLY - ORDER
BY DESCRIPTION

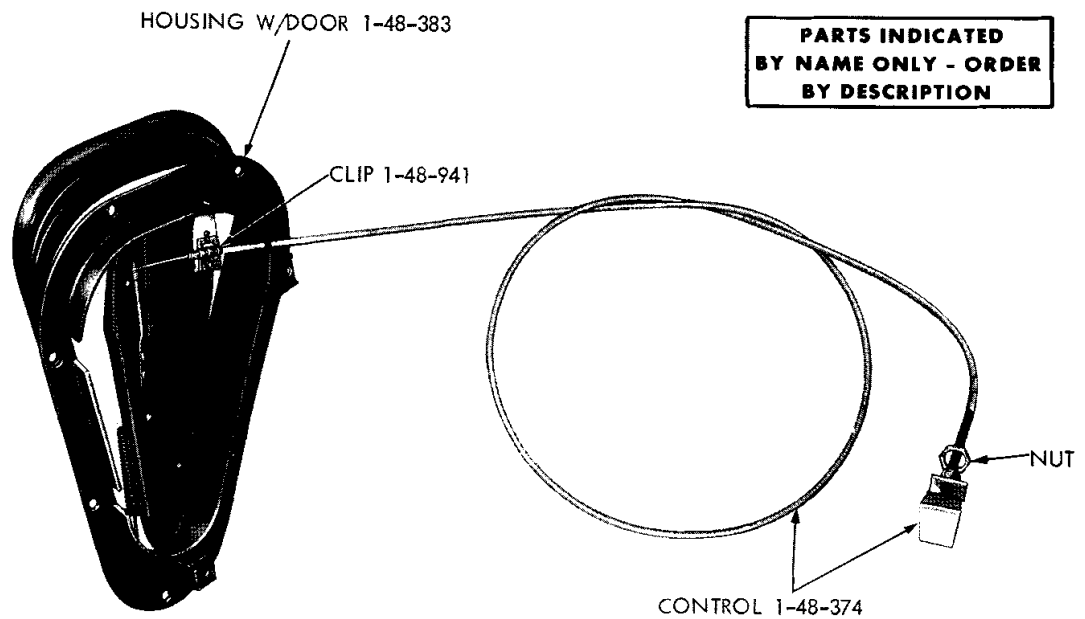


19x8883 D

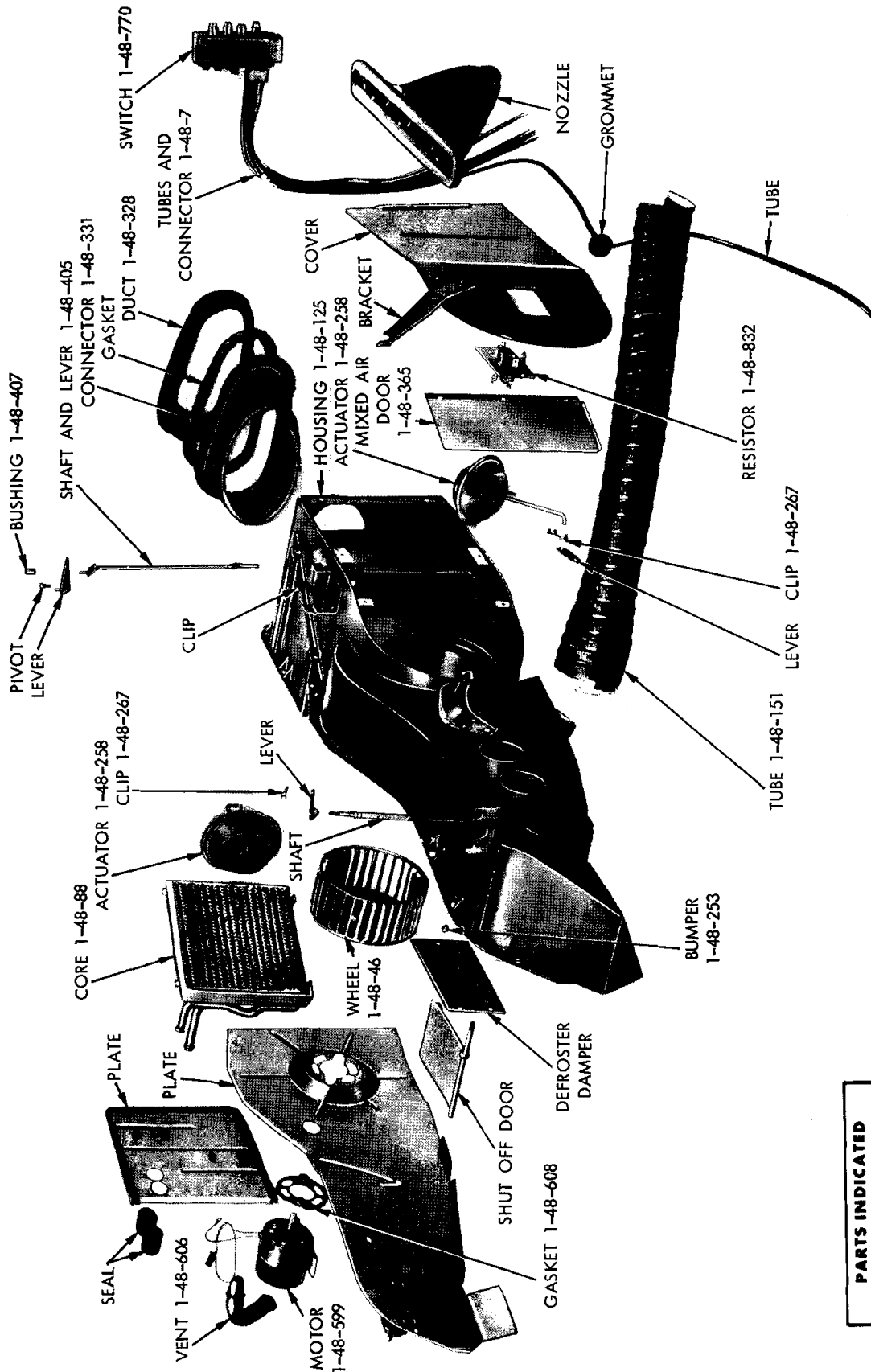
ELECTRIC WINDSHIELD WASHER SYSTEM (FACTORY INSTALLED) - IMPERIAL



POWER ANTENNA - CHRYSLER AND IMPERIAL



FRESH AIR DOOR AND CONTROLS - PLYMOUTH, DODGE AND CHRYSLER



**PARTS INDICATED
BY NAME ONLY - ORDER
BY DESCRIPTION**

19a0206A

HEATER ASSEMBLY - PLYMOUTH (MODEL 735), DODGE (MODEL 736) AND CHRYSLER (MODEL 737)

CODE	PART NAME AND DESCRIPTION	CYL	PER CAR	VALIANT	PLYMOUTH BELVEDERE	PLYMOUTH FURY	IMPERIAL
				DART	DODGE CORONET	DODGE POLARA CHRYSLER	
1-04-O AUTOMATIC HEADLAMP DIMMER							
1-04-4	SCANNER		1	-----	-----	-----	2257 169
1-04-6	BASE, Scanner		1	-----	-----	-----	2096 899
1-04-7	SPACER, Scanner Base Mounting		1	-----	-----	-----	2427 659
1-04-8	SCREW, Scanner Mounting		1	-----	-----	-----	892 569
1-04-12	AMPLIFIER		1	-----	-----	-----	2257 182
1-04-18	ADAPTER, Amplifier Terminal		3	-----	-----	-----	2096 872
1-06-O EMERGENCY FLASHER LIGHT							
1-06-2	FLASHER UNIT		1	2290 360	2290 360	2290 360	2290 360
	FLASHER, Tail Signal, Heavy Duty		1	2196 300	2196 300	2196 300	
1-06-3	SWITCH		1	2291 741	2291 741	2291 741	2291 741
1-06-4	KNOB, Switch		1	1972 137	1972 137	1972 137	1972 137
1-09-O PARKING BRAKE INDICATOR LAMP							
1-09-1	LAMP PACKAGE, Parking Brake Indicator, C1, C2	8	1	2291 664	2291 664	2580 902	
	D	8	1	-----	-----	2580 901	
	P		1	-----	-----	2580 900	
1-10-O BACK-UP LAMP							
1-10-1	LAMP PACKAGE, w/Manual Trans., 2 D. and 4 D., R		1	-----	*2587 608		
	w/Auto. Trans., 2 D. and 4 D., R		1	-----	2587 609		
	w/Manual Trans., 2 D. and 4 D., P		1	-----	-----	2587 606	
	w/Manual Trans., Sta. Wgn., P1, P2, D2, C1 w/Auto. Trans., Sta. Wgn., P1, P2, D2, C1		1	-----	-----	2587 605	
	w/Manual Trans., except Sta. Wgn., D2	8	1	-----	-----	2587 604	
	w/Manual Trans., except Sta. Wgn., C1, C2	8	1	-----	-----	2587 603	
	w/Auto. Trans., except Sta. Wgn., C1, C2	8	1	-----	-----	2587 601	
	w/Auto. Trans., except Sta. Wgn., C1, C2	8	1	-----	-----	2587 600	
1-12-O CIGAR LIGHTER							
1-12-1	CIGAR LIGHTER PACKAGE, Instrument Panel, V		1	2587 506			
1-13-O UNDERHOOD LIGHT							
1-13-10	SWITCH, L		1	2580 611	2580 611	2580 611	
1-14-O MAP AND COURTESY LAMP							
1-14-4	LAMP PACKAGE, P		1	2587 074	2587 074	2587 075	
	D	8	1	-----	-----	2587 076	
	C1, C2	8	1	-----	-----	2587 077	
1-14-6	WIRING PACKAGE, Dome Lamp, P, D		1	2290 097	2290 097	2290 097	
1-19-O GLOVE COMPARTMENT LAMP							
1-19-1	LAMP PACKAGE, C1, C2, w/o Hinge Spring		1	*2291 795	*2291 795	*2291 795	
	C1, C2, w/Hinge Spring		1	*2661 580	*2661 580	*2661 580	
1-19-5	LOCK CYLINDER, KEY and KNOB PACKAGE, V		1	E2585 844			

TYPE LETTERS Indicate:

V - Valiant
L - DartR - Belvedere
W - CoronetP - Plymouth
D - DodgeC - Chrysler
Y - Imperial

★ Indicates use as required.

⊠ Indicates parts not listed in any previous parts book.

* Indicates change or addition.

Prices and specifications subject to change without notice.

Printed in U.S.A.

March 1966 Supersedes May 1965.

1965 PASSENGER CAR PARTS CATALOG

CODE	PART NAME AND DESCRIPTION	C Y L	PER CAR	VALIANT	PLYMOUTH BELVEDERE	PLYMOUTH FURY	IMPERIAL
				DART	DODGE CORONET	DODGE POLARA CHRYSLER	
1-21-0 CLOCK							
1-21-1	CLOCK PACKAGE, D-L, D-M, D-H	8	1	-----	-----	*2580 151	
	C	8	1	-----	-----	2580 327	
1-21-24	KNOB, Clock Reset, D	8	1	-----	-----	2290 649	2426 383
1-21-27	NUT, Reset Knob Mounting		1	-----	2257 804	2257 804	2257 804
1-36-0 TACHOMETER							
1-36-1	TACHOMETER PACKAGE, w/Console, R, W, P2, D	8	1	-----	2525 663	2525 663	
1-40-0 INSTRUMENT PANEL CENTER MOULDING AND FINISH PLATE							
1-40-2	PLATE, Instrument Panel Finish Center, w/Search Tuner Radio, Grained, C1	8	1	-----	-----	2571 794	
	Center, w/AM, FM Radio, Grained, C1	8	1	-----	-----	2571 793	
	Center, w/FM Radio, w/o Heater, Grained, C1	8	1	-----	-----	2587 266	
	Center, w/Search Tuner Radio, w/o Heater, C1	8	1	-----	-----	2587 267	
	Center, w/FM Radio, w/o Heater, Engine Turned, C2	8	1	-----	-----	2587 269	
	Center, w/AM, FM Radio, Engine Turned, C2	8	1	-----	-----	2571 784	
	Center, w/Search Tuner Radio, Engine Turned, C2	8	1	-----	-----	2571 786	
	Center, w/Search Tuner Radio, w/o Heater, Engine Turned, C2	8	1	-----	-----	2587 270	
	Center, w/FM Radio, w/o Heater, Veneer, C3	8	1	-----	-----	2587 272	
	Center, w/Search Tuner Radio, Veneer, C3	8	1	-----	-----	2571 787	
	Center, w/AM, FM Radio, Veneer, C3	8	1	-----	-----	2571 785	
	Center, w/Search Tuner Radio, w/o Heater, Veneer, C3	8	1	-----	-----	2587 273	
1-40-3	MOULDING and PLATE, w/Heater, w/AM- FM Radio, C1	8	1	-----	-----	2571 988	
	C2	8	1	-----	-----	2571 986	
	C3	8	1	-----	-----	2571 987	
	w/Search Tuner Radio, C1	8	1	-----	-----	2571 991	
	C2	8	1	-----	-----	2571 989	
	C3	8	1	-----	-----	2571 990	
1-40-8	MOULDING, Console to Air Conditioner Evaporator Unit Trim All, used with Cool Air and Cool Comfort Air Conditioning Units on Vehicles with Console		1	-----	-----	2635 220	
1-47-0 REAR WINDOW DEFOGGER							
1-47-1	DEFOGGER PACKAGE, Barracuda		1	2521 637			
			1	2521 448	2521 447	2521 669	2485 433
1-47-3	DUCT and SEAL		1	2277 735			
			1	-----	-----	2485 987	
			1	-----	-----	-----	2485 738
1-47-4	LOUVER, Inlet		1	-----	2277 860		
	GRILLE, Inlet, P, D		1	2291 876	-----	2291 876	
	LOUVER, Outlet		1	-----	2277 861		
	GRILLE, Outlet		1	1971 043	-----	2521 668	1971 043

TYPE LETTERS indicate: V - Valiant R - Belvedere P - Plymouth C - Chrysler
L - Dart W - Coronet D - Dodge Y - Imperial

★Indicates use as required. Numerals in parentheses () refer to notes. Printed in U.S.A.
 BIndicates parts not listed in any previous parts book. Prices and specifications subject to change without notice.
 March 1966 Supersedes May 1965. * Indicates change or addition.

CODE	PART NAME AND DESCRIPTION	CYL	PER CAR	VALIANT	PLYMOUTH BELVEDERE	PLYMOUTH FURY	IMPERIAL
				DART	DODGE CORONET	DODGE POLARA CHRYSLER	
1-47-0 REAR WINDOW DEFOGGER - Cont'd							
1-47-6	BEZEL, Inlet Grille, Barracuda		1	2521 499			
	BEZEL, Inlet Grille, P, D.		1	1819 014	----	1819 014	
1-47-7	SWITCH		1	2291 095	2291 095	2291 095	2291 095
1-47-8	KNOB, Switch, V, L, R		1	2497 269	2497 269		
	W, P		1	----	2496 788	2580 253	2426 651
	D, C	8	1	----	----	2427 980	
1-47-9	BEZEL, Switch, W, P		1	----	2497 250	2580 099	
	D.		1	----	----	2580 348	
1-47-10	WIRING		1	2076 423	2076 423	2076 423	2076 423
1-47-11	NUT, Switch Mounting, V, R, C.	8	1	1887 603	1887 603	6008 060	
1-47-12	TUBE		1	2096 989	2277 849	----	2096 989
1-47-13	MOTOR and BRACKET		1	2096 772	2096 772	2096 772	2096 772
1-47-14	PLATE, Blower Mounting		1	1887 582	----	1887 582	1887 582
1-47-15	NAME PLATE, Switch, C		1	----	----	2580 360	
1-47-16	WHEEL, Blower		1	1239 241	1239 241	1239 241	1239 241
1-47-17	HOUSING, Blower.		1	1819 470	2277 845	1819 470	1819 470
1-47-19	CLIP, Retaining		3	----	2277 840		
	Louvre, Retaining		6	----	1842 965		
1-47-20	NOZZLE, w/BRACKET, Barracuda		1	2521 575			
1-48-0 HEATER AND COMPONENTS							
1-48-1	HEATER PACKAGE, Model 734, V		1	2521 889			
	Model 734, L		1	2521 924			
	Model 735, P		1	----	----	2521 893	
	Model 736, D	8	1	----	----	2521 894	
	Model 737, C	8	1	----	----	2521 895	
	HEATER, Assy. V, L		1	Ⓜ2485 964			
1-48-4	HEATER CONTROLS, Complete, P		1	----	----	2497 470	
	D		1	----	----	2497 862	
	C		1	----	----	2496 816	
	Y		1	----	----	----	2496 918
1-48-5	ADAPTOR PACKAGE, Heater, R		1	----	2521 890		
	W		1	----	2521 891		
1-48-7	TUBES and CONNECTOR, Heater Control, P, D		1	----	2496 010	2580 488	
	C	8	1	----	----	2497 056	2291 879
	Fresh Air Door, w/o Heater		1	----	2496 012	----	2291 877
1-48-10	LAMP, Heater Control, W		1	----	2426 562		
	SOCKET, C	8	1	----	----	2097 003	2097 003

TYPE LETTERS Indicate: V - Valiant R - Belvedere P - Plymouth C - Chrysler
 L - Dart W - Coronet D - Dodge Y - Imperial

★ Indicates use as required. Numerals in parentheses () refer to notes. Printed in U.S.A.
 Ⓜ Indicates parts not listed in any previous parts book. Prices and specifications subject to change without notice.
 * Indicates change or addition. March 1966 Supersedes May 1965.

1965 PASSENGER CAR PARTS CATALOG

ACCESSORIES

CODE	PART NAME AND DESCRIPTION	C Y L	PER CAR	VALIANT	PLYMOUTH BELVEDERE	PLYMOUTH FURY	IMPERIAL
				DART	DODGE CORONET	DODGE POLARA	
						CHRYSLER	
1-48-O HEATER AND COMPONENTS - Cont'd							
1-48-12	BUTTON, Heater Control Push						
	Off		1	-----	2426 385		
	Heat		1	-----	2426 386		
	Def.		1	-----	2426 387		
	Cool		1	-----	2426 388		
P, D	Off		1	-----		2587 470	
P, D	Heat		1	-----		2587 471	
P, D	Def.		1	-----		2587 472	
C	Off	8	1	-----	-----	2496 666	
C	Heat	8	1	-----	-----	2496 667	
C	Rear Heat	8	1	-----	-----	2496 668	
C	Def.	8	1	-----	-----	2580 353	
Y	Off		1	-----	-----	-----	2496 913
Y	Lo Fan		1	-----	-----	-----	2496 914
Y	Hi Fan		1	-----	-----	-----	2496 915
Y	Def.		1	-----	-----	-----	2496 916
Y	Air		1	-----	-----	-----	2496 917
	NUT, P1, P2, D		3	-----	-----	6023 201	
1-48-15	REPAIR KIT, Heater Control Vacuum Tube, D, C		1	*2275 215	2275 215	2275 215	2275 215
1-48-23	HOUSING, Heater Control, D	8	1	-----	-----	2497 863	
1-48-24	PLUG, Temperature Control Valve Tube Hole		1	-----	-----	-----	1622 064
1-48-31	INDICATOR, P		1	-----	-----	2497 466	
1-48-40	MASK and LENS		1	-----	-----	-----	2496 880
1-48-46	WHEEL, Blower		1	2277 597	-----	2521 269	1689 692
1-48-70	BEZEL, Heater Control, V1-L, V2-L.		1	2497 810			
	L1-L, L2-L		1	2497 815			
	L1-H, L1-P, L2-H, L2-P, R1, R2		1	2497 818	2497 086		
	w/LENS and HOUSING, C	8	1	-----	-----	2497 676	
	Heater Blower Switch, R1, R2, P, D		1	-----	2497 702	2497 702	
	W1, W2		1	-----	2497 401		
	Fresh Air Door, W1, W2		1	-----	2497 453		
1-48-88	CORE, Heater.		1	2277 535	2277 023	2521 268	1885 826
1-48-90	SEAL, Heater Core Tube		2	-----	1604 116	-----	1604 116
	Mixed Air Door Shaft		1	2277 648			
1-48-94	RETAINER, Heater Core Tube Seal		1	2485 135			
1-48-122	HOUSING and TUBE PACKAGE, P		1	-----	-----	E2808 899	
	C, D	8	1	-----	-----	E2808 904	
1-48-125	HOUSING, Heater		1	-----	*2485 262	-----	*2097 746
	HOUSING, Heater, Rear		1	*2485 965			
1-48-126	GASKET, Heater Housing Scroll Cover Mounting		1	-----	-----	2485 478	
1-48-127	COVER, Heater Control Housing, D		1	-----	-----	2497 869	
1-48-144	NOZZLE, Defroster, Right		1	-----	2485 298	2485 396	
	Left		1	-----	2485 299	2485 646	

TYPE LETTERS Indicate:

V - Valiant
L - DartR - Belvedere
W - CoronetP - Plymouth
D - DodgeC - Chrysler
Y - Imperial

★Indicates use as required.

⊠Indicates parts not listed in any previous parts book.

March 1966 Supersedes May 1965.

Numerals in parentheses () refer to notes.

Prices and specifications subject to change without notice.

* Indicates change or addition.

CODE	PART NAME AND DESCRIPTION	CYL	PER CAR	VALIANT	PLYMOUTH BELVEDERE	PLYMOUTH FURY	IMPERIAL
				DART	DODGE CORONET	DODGE POLARA CHRYSLER	
1-48-O HEATER AND COMPONENTS - Cont'd							
1-48-145	GROMMET, Blower Mounting Bracket		1	----	2277 424		
1-48-151	TUBE, Defroster Outlet, Right		1	2277 992	----	2485 946	
	Left		1	2277 993	----	2485 947	
			2	----	2096 989	----	2096 989
1-48-158	GRILLE, Heater Defroster Outlet, Blue		2	4233 AB8			
	Turquoise		2	4233 AQ8			
	Gold		2	4233 AY8			
	Red		2	4233 VR8			
	Tan.		2	4233 VT8			
	Black		2	4233 VX9			
1-48-179	CLIP, Front to Rear Housing		11	2521 336			
1-48-253	BUMPER, Heater Defroster Damper		1	----	----	2080 201	
1-48-254	RETAINER, Heater Control Cable, P.		3	2197 678	----	2197 678	
	Vacuum Actuator Shaft		2	----	2197 678		
1-48-258	ACTUATOR, Fresh Air Door		1	----	*2485 266	----	2277 091
	Defroster Door, D, C		1	----	2485 266	2219 982	*2219 982
	Air Deflector, D, C		1	----	2485 266	2219 981	2219 981
	Shut-Off Door, D, C		1	----	----	2485 948	
1-48-267	CLIP, Vacuum Actuator Shut-Off Door		1	----	----	6008 144	
	Defroster Damper.		1	----	----	6008 145	
1-48-328	DUCT, Fresh Air Inlet		1	----	2277 342	2485 454	
1-48-331	CONNECTOR, Fresh Air Inlet Duct		1	----	----	2485 955	
1-48-355	PLATE, Vent Door Lock.		1	2277 516			
1-48-356	SHAFT, w/LINK, Fresh Air Door.		1	----	2162 525		
1-48-357	RETAINER, Fresh Air Door Shaft		1	----	2216 735		
1-48-358	LOCK, Heater Vent Door		1	2277 515			
1-48-362	SEAL, Fresh Air Door Housing to Dash.		1	----	2162 245		
	Heater to Plenum.		1	2277 669			
	Fresh Air Duct to Plenum.		1	2277 669			
1-48-365	DOOR, Fresh Air		1	----	2162 418	----	1830 633
	DOOR, Mixed Air		1	E2485 970	----	2485 423	
	DOOR, Shut-Off		1	----	----	E2485 419	
1-48-374	CONTROL, Fresh Air Door, Right, P, D		1	----	----	2587 467	
	Left		1	----	----	2580 251	
	Right, w/Air Conditioning, C	8	1	----	----	2587 467	
	Right, w/o Air Conditioning, C	8	1	----	----	2580 250	
1-48-375	ROD, Heater to Plenum		1	2277 591			
1-48-379	DEFLECTOR, Air		1	----	2485 259	----	2197 768
1-48-383	HOUSING, Fresh Air Vent Door.		1	----	2162 239		
	Right, w/Door.		1	----	----	2485 354	
	Left, w/Door.		1	----	----	2485 355	
1-48-389	BOLT, Fresh Air Door Linkage Mounting		1	----	----	----	1830 345

TYPE LETTERS Indicate: V - Valiant R - Belvedere P - Plymouth C - Chrysler
 L - Dart W - Coronet D - Dodge Y - Imperial

★Indicates use as required. Numerals in parentheses () refer to notes. Printed in U.S.A.
 EIndicates parts not listed in any previous parts book. Prices and specifications subject to change without notice.
 * Indicates change or addition. Page 1-11 March 1966 Supersedes May 1965.

CODE	PART NAME AND DESCRIPTION	CYL	PER CAR	VALIANT	PLYMOUTH BELVEDERE	PLYMOUTH FURY	IMPERIAL
				DART	DODGE CORONET	DODGE POLARA CHRYSLER	
1-48-O HEATER AND COMPONENTS - Cont'd							
1-48-688	SPACER, Blower Motor Mounting Bracket . . .		1 3	----	2277 873 -----	-----	1605 271
1-48-707	DUCT, Fresh Air Vent, Left		1	2277 565			
	Front Housing and Distribution		1	2485 962			
	Fresh Air Vent, for Cars without Heaters . .		1	2277 770	2277 675		
	Heater Distribution		1	-----	-----	-----	2277 754
1-48-709	CLIP, Duct to Backboard		7	2485 241			
	Duct to Back Plate		1	*2485 241			
1-48-712	LEVER, Defroster Damper		1	-----	1819 697	-----	1819 689
	Shut-Off Damper		1	-----	-----	-----	1819 689
1-48-770	SWITCH, Heater Blower, P		1	2497 006	2291 095	2496 910	
	D	8	1	-----	-----	2497 843	
	C	8	1	-----	-----	2497 996	
	Push Button Vacuum, D, 4 Button	8	1	-----	*2256 681	*2496 873	
	C, Y	8	1	-----	-----	2497 387	2290 089
1-48-777	WIRING, Vacuum and Blower Switch, C		8	1	-----	2497 636	
1-48-779	NUT, Blower Switch Mounting, R		1	-----	1887 603		
1-48-783	INSULATOR, Blower Switch Terminal		1	-----	-----	2497 481	
1-48-801	KNOB, Blower Switch, R		1	2290 909	2497 274		
	W		1	-----	2497 444		
1-48-832	RESISTOR, Blower Motor, P, D.		1	2521 409	2277 016	2485 416	
	C	8	1	-----	-----	2485 451	
1-48-854	VALVE, Temperature Control.		1	-----	2448 674	-----	2084 460
1-48-855	SEAL, Temperature Control Valve		1	-----	2277 026		
1-48-858	GASKET, Control Valve Mounting		1	-----	2277 025		
1-48-867	PLATE, Temperature Control, D		1	-----	*2426 555	2580 697	
1-48-937	NUT, Temperature Control Cable Retaining . .		1	-----	6022 958	-----	6022 958
1-48-940	ARM, Temperature Control, w/PLATE, P . . .		1	2497 239	2497 080	2497 461	
	C, Y	8	1	-----	-----	2496 821	2497 681
1-48-941	CABLE, Temperature Control, P		1	2497 643	2587 450	2587 439	
	D, C	8	1	-----	-----	2580 863	2580 864
	Defroster Control, P		1	2497 644	-----	2587 441	
	Air Shut-Off Door, P		1	2497 642	-----	2497 643	
	CLIP		★	6015 143	6015 143	6015 143	6015 143
1-48-942	KNOB, Temperature Control, R, P		1	2497 237	2426 563	2497 746	
	W, D		1	-----	2497 710	2497 841	
	C	8	1	-----	-----	2497 657	2497 685
	Defroster and Air Control, P		1	2497 237	-----	2497 746	
1-48-950	RETAINER, Cable, P		★	2197 678	2197 678	2197 678	
	CLAMP, Cable, P		1	-----	-----	2497 457	

TYPE LETTERS indicate: V - Valiant R - Belvedere P - Plymouth C - Chrysler
 L - Dart W - Coronet D - Dodge Y - Imperial

★ Indicates use as required. Numerals in parentheses () refer to notes. Printed in U.S.A.
 † Indicates parts not listed in any previous parts book. Prices and specifications subject to change without notice.
 * Indicates change or addition. March 1966 Supersedes May 1965.

CODE	PART NAME AND DESCRIPTION	C Y L	PER CAR	VALIANT	PLYMOUTH BELVEDERE	PLYMOUTH FURY	IMPERIAL
				DART	DODGE CORONET	DODGE POLARA CHRYSLER	
1-67-O SAFETY SEAT BELT - Cont'd							
1-67-18	COVER PACKAGE - Cont'd						
	Black		1	2585 807	2585 807	E2584 518	E2807 155
	Yellow Gold		1	2585 808	2585 808	-----	E2807 156
	Dark Blue		1	-----	-----	2585 819	
	All 4 Doors, All 2 Doors w/ Bucket Seats						
	Medium Turquoise . . .		1	2585 811	2585 811		
	COVER, 2nd Seat Safety Belt, Sta. Wgn.,						
	P2, C1, C3		2	-----	-----	E2807 188	
	P, D, C1, C3		2	-----	-----	E2807 189	
	P2	8	2	-----	-----	E2807 190	
	P, D, C1, C3		2	-----	-----	E2807 191	
	C1, C3		2	-----	-----	E2807 192	
	P1, D	8	2	-----	-----	E2807 193	
	P1, P2, D		2	-----	-----	E2807 194	
	D2	8	2	-----	-----	E2807 195	
	Medium Tan		2	-----	-----	-----	E2807 168
	Black		2	-----	-----	-----	E2807 167
	COVER PACKAGE, Rear Seat Belt and						
	Retractor, Barracuda, and Sta. Wgn.,						
	V, L		1	E2807 176			
	Sta. Wgn.		1	E2807 177			
	Barracuda and Sta. Wgn.,						
	Medium Blue		1	E2807 178			
	Barracuda		1	E2807 179			
	Sta. Wgn., V, L		1	E2807 180			
	Barracuda		1	E2807 181			
	Sta. Wgn., L		1	E2807 182			
1-67-19	RETAINER, Seat Safety Belt Cover, P, D,		2	-----	-----	*2583 641	
	C1, C3						
1-67-20	HARNES PACKAGE, Seat Belt Shoulder . . .		1	E2586 049	E2586 049	E2586 049	E2586 049
1-76-O MIRROR							
1-76-1	MIRROR PACKAGE, Outside Rear View, Manual		1	2299 574	2299 574	2299 574	
	MIRROR PACKAGE, Left, w/Remote Control . .		1	2495 878	2495 878	2495 878	
	Right, Manual		1	-----	-----	-----	2275 015
	Passenger Side, Door Mounted		1	2525 938	2525 938	2525 938	
	MIRROR PACKAGE, Drivers Side, Door						
	Mounted		1	*2525 939	*2525 939	*2525 939	
1-76-2	MIRROR, Vanity		1	1839 845	1839 845	1839 845	
	MIRROR, Visor, Vanity, Right Side		1	-----	-----	-----	2490 772
1-76-3	MIRROR, Inside Rear View, Prismatic		1	2299 846	2299 846	2299 846	2421 208
1-76-18	CONTROL, Remote Control Rear						
	View Mirror		1	2486 371	2486 371	2486 371	
	NUT, Rear View Mirror Control, Attaching		1	6025 708	6025 708	6025 708	
1-76-27	ADAPTER PACKAGE, Rear View Mirror,		1	-----	-----	-----	2495 887
	Remote Control, Right or Left Side						
1-82-O WINDSHIELD WASHER							
1-82-2	WASHER PACKAGE, Windshield Model 37 . . .		1	2580 408	2580 408	2580 409	
	SWITCH ASSY, Windshield Wiper and Washer .		1	2497 282	2497 282	2497 282	
1-82-4	RESERVOIR, Factory Installed		1	2497 502	2497 502	2497 580	2497 501

TYPE LETTERS Indicate: V - Valiant R - Belvedere P - Plymouth C - Chrysler
 L - Dart W - Coronet D - Dodge Y - Imperial

* Indicates use as required. Numerals in parentheses () refer to notes. Printed in U.S.A.
 † Indicates parts not listed in any previous parts book. Prices and specifications subject to change without notice.
 * Indicates change or addition. March 1966 Supersedes May 1965.

CODE	PART NAME AND DESCRIPTION	C Y L	PÉR CAR	VALIANT	PLYMOUTH BELVEDERE	PLYMOUTH FURY	IMPERIAL
				DART	DODGE CORONET	DODGE POLARA CHRYSLER	
1-82-0 WINDSHIELD WASHER - Cont'd							
1-82-6	NOZZLE		2	2290 840	-----	2496 193	
			1	-----	2497 506-7		
	w/BASE		2	-----	-----	-----	1887 321
			2	-----	-----	-----	1887 319
1-82-8	CONNECTOR, Hose		1	2258 912	2258 912	2258 912	1523 160
1-82-15	SCREW, Pump Mounting		3	2497 548	2497 548	2497 548	
1-82-16	GROMMET, Pump Mounting		3	2496 154	2496 154	2496 154	2496 154
1-82-22	CAP, Reservoir		1	2497 500	2497 500	2497 500	2497 500
1-82-25	PUMP, Electric		1	2495 540	2495 540	2495 540	2495 540
1-82-29	CIRCUIT BREAKER and TERMINAL, W/Shield Washer		1	*2290 102	*2290 102	*2290 102	*2290 102
1-82-44	HOSE, Tee to Nozzle, 3/16" O.D. x 127" long.		1	2096 623	2096 623	2096 623	2096 623
	Tee to Pump, 9/32" O.D. x 90" long		1	2197 650	2197 650	2197 650	2197 650
	Reservoir to Pump, 13/32" O.D. x 96" long .		1	2097 055	-----	2097 055	2097 055
1-87-0 RADIO							
1-87-1	RADIO PACKAGE, Model 222, V		1	2580 868			
	Model 372, FM, AM, V		1	2661 687			
	Model 373, FM, AM, L		1	2661 689			
	Model 224, AM, R		1	-----	2580 870		
	Model 226, W		1	-----	2580 872		
	Model 225, P		1	-----	-----	2580 874	
	Model 363, D	8	1	-----	-----	2580 876	
	Model 235, AM, D	8	1	-----	-----	2661 564	
	Model 364, AM, FM, D	8	1	-----	-----	2580 877	
	Model 365, Deluxe Model, C	8	1	-----	-----	2580 878	
	Model 366, AM, FM, C	8	1	-----	-----	2580 879	
	Model 416, C, Search Tune	8	1	-----	-----	2580 880	
1-87-2	SPEAKER, Instrument Panel Radio		1	2427 632	2427 589		
	AM-FM		1	-----	2427 592		
	P		1	-----	-----	2497 394	
	D	8	1	-----	-----	2496 874	
	C	8	1	-----	-----	2427 604	2427 592
	Rear Compartment, Speaker Only		1	2427 603	2427 603	2427 603	2427 603
	SPEAKER PACKAGE, Rear Compartment, P, D, C, Cv.Cp. Only		1	-----	-----	2580 779	
	Except Cv.Cp., P 2 D. H.T., D, C		1	-----	-----	2580 366	
	Except Cv.Cp., P 2 D. Sed., 4 D. Sed., 4 D. H.T.		1	2580 367	2580 367	2580 367	
	w/Reverberator, P, D, C, Cv.Cp. Only		1	-----	-----	2820 538	
	Except Cv.Cp., V, L, R, W, P, D, C, w/Reverberator		1	2580 364	2580 364	2580 364	
	w/Reverberator		1	-----	-----	-----	2580 368
1-87-5	SWITCH and CABLE, Radio Foot Control . . .		1	-----	-----	1819 409	1819 409
1-87-6	PLUG, Foot Control Switch		1	-----	-----	-----	*2086 634

TYPE LETTERS Indicate: V - Valiant R - Belvedere P - Plymouth C - Chrysler
L - Dart W - Coronet D - Dodge Y - Imperial

★ Indicates use as required. Numerals in parentheses () refer to notes. Printed in U.S.A.
 † Indicates parts not listed in any previous parts book. Prices and specifications subject to change without notice.
 March 1966 Supersedes May 1965. Page 1-16 * Indicates change or addition.

CODE	PART NAME AND DESCRIPTION	CYL	PER CAR	VALIANT	PLYMOUTH BELVEDERE	PLYMOUTH FURY	IMPERIAL
				DART	DODGE CORONET	DODGE POLARA CHRYSLER	
1-87-0 RADIO - Cont'd							
1-87-7	GROMMET, Front Floor Carpet Selector Switch, C		1	-----	-----	2292 474	2292 474
1-87-12	BRACKET, Instrument Panel Speaker Mounting, C		2	-----	-----	2497 788	
1-87-21	GRILLE, Rear Compartment Speaker, P except Cv.Cp.		1	2291 876	2291 876	2291 876	4411 VX8
	P, D, C1, C2, Cv. Cp.		1	-----	-----	2577 286	
	GRILLE, Rear Compartment Speaker, Black.		1	-----	-----	-----	
1-87-22	BEZEL, Radio, V, L1		1	2497 311			
	L, R		1	2497 366	2497 704		
	W, Coronet 440, 500		1	-----	2497 649		
	W, Coronet		1	-----	2580 119		
	P		1	-----	-----	2497 426	
	C, w/AM and FM-Radio		1	-----	-----	2497 805	
	BEZEL, Rear Compartment Speaker, P		1	1819 014	1819 014	1819 014	
	Reverberator Control, P		1	-----	-----	2580 102	
	D		1	-----	-----	2580 347	
Fader Control, C1, C2, C3		1	-----	-----	2580 702		
1-87-23	MEDALLION, Rear Compartment Speaker, 2 D. H. T., Cv. Cp.		1	-----	-----	2609 006	2490 468
	D, Cv.Cp.		1	-----	-----	2577 280	
	C300, Cv.Cp.		1	-----	-----	2577 161	
1-87-25	BRACKET, Rear Speaker Grille Mounting, P, D, C1, C2, Cv.Cp.		1	-----	-----	2419 038	2490 870 2490 803
	To Shelf Panel, 2 D. H.T.		1	-----	-----	-----	
	Grille to Shroud, 2 D. H.T., Cv.Cp.		1	-----	-----	-----	
1-87-30	PLATE, Instrument Panel Speaker Mounting, D P, D, C1, C2, Cv.Cp.		1	2217 363	2427 480	2497 602	
			1	-----	-----	2577 306	
1-87-32	BRACE, Rear Seat Back Radio Speaker Grille Screen, Cv.Cp., P, D, C1, C2.		1	-----	-----	2440 971	
1-87-36	CLIP, Radio Face Plate Mounting		2	-----	-----	-----	1298 045
1-87-58	CONTROL, Rear Compartment Speaker Reverberator		1	2580 357	2580 357	2580 357	2580 356
	Fader		1	2497 884	2497 884	2497 884	2580 358
1-87-61	BRACKET, Rear Speaker Reverberator Mounting		1	2427 342			
	BRACKET PACKAGE, Reverberator Mounting		1	2525 655	2525 657	2584 895	
1-87-180	KNOB, Reverberator Control, Field Installed . P2, Factory Installed.		1	2427 980	2427 980	2427 980	2427 980
			1	-----	-----	2580 253	
	KNOB and SPRING, Fader Control C		1	-----	-----	2580 703	
1-87-292	NAME PLATE, Rear Speaker Fader Control, Marked Speaker		1	2580 361	2580 361	2580 361	2580 361
1-87-334	GASKET, Rear Speaker Grille Screen, Cv.Cp.		1	-----	-----	2440 969	
1-87-335	STUD, Rear Compartment Speaker Reverberator Mounting Bracket Mounting		4	2257 730			

TYPE LETTERS indicate: V - Valiant R - Belvedere P - Plymouth C - Chrysler
 L - Dart W - Coronet D - Dodge Y - Imperial

★ Indicates use as required. Numerals in parentheses () refer to notes. Printed in U.S.A.
 Ⓢ Indicates parts not listed in any previous parts book. Prices and specifications subject to change without notice.
 * Indicates change or addition. Page 1-17 March 1966 Supersedes May 1965.

1965 PASSENGER CAR PARTS CATALOG

ACCESSORIES

CODE	PART NAME AND DESCRIPTION	CYL	PER CAR	VALIANT	PLYMOUTH BELVEDERE	PLYMOUTH FURY	IMPERIAL
				DART	DODGE CORONET	DODGE POLARA CHRYSLER	
1-87-O RADIO - Cont'd							
1-87-404	WIRING, Rear Speaker to Control		1	2427 611	2427 611	2427 611	2427 611
	w/Reverberator		1	2427 445	2427 445	2427 445	2427 445
	WIRING, Rear Speaker Reverberator.		1	-----	-----	-----	2587 500
1-88-O RADIO ANTENNA							
1-88-1	ANTENNA PACKAGE, Manual		1	2291 336	2291 336	2580 607	
	Power		1	-----	-----	2497 541	
1-88-6	ADAPTER, Mounting Upper, D		1	-----	-----	2580 402	
	Upper, C		1	-----	-----	2580 403	
	Upper, P		1	-----	-----	2580 401	
	Power, w/GASKET, Upper, C		1	-----	-----	2497 538	
	Power, w/GASKET, Lower, C		1	-----	-----	2497 517	
	Manual, w/GASKET, Upper.		1	-----	2291 671		
	Manual, w/GASKET		1	2258 745			
1-88-7	PIN and CONNECTOR PACKAGE, for Power Antenna, C		1	-----	-----	*2258 899	*2258 899
1-88-20	DOME NUT, Power Antenna		1	-----	-----	-----	2291 832
1-88-30	SPACER, Antenna Mounting, w/Die Cast Collar		1	-----	-----	*2580 405	
	w/Spring Steel Collar		1	-----	-----	*2631 772	
1-88-51	COVER, Front Fender Shield Antenna Hole, Right		1	-----	-----	-----	2461 810
	Left		1	-----	-----	-----	2409 347
1-88-52	SEAL, Front Fender Shield Antenna Hole Cover, Right		1	-----	-----	-----	2461 801
1-88-107	GASKET, Antenna Mounting, w/Die Cast Collar		1	-----	-----	*2580 406	
	w/Spring Steel Collar		1	-----	-----	*2631 773	
	Mast Mounting Adapter, Upper.		1	-----	-----	-----	2197 448
1-88-117	MOTOR, w/DRIVE	8	1	-----	-----	*1922 068	*1972 068
1-88-120	CAP NUT, Antenna Mounting, Manual		1	*2258 831	*2258 831	-----	
	w/Spring Steel Collar		1	-----	-----	*2631 774	
	w/Die Cast Collar		1	-----	-----	*2580 407	
	Dome, Power, C		1	-----	-----	2291 832	
1-88-124	ESCUTCHEON and INSERT, Power Antenna . .		1	-----	-----	2525 252	*2525 252
1-88-126	BRACKET, Power Antenna Mounting		1	-----	-----	-----	2496 175
1-88-159	MAST, w/LEAD, Antenna Manual		1	2580 640	2580 640	2580 622	
	MAST, Power Antenna, C		1	-----	-----	E1972 065	*2497 509
1-88-160	INSULATOR and SPACER PACKAGE, Power Antenna Mast		1	-----	-----	*2525 253	*2525 253
1-88-162	CABLE, Power Antenna Lead-In		1	-----	-----	2580 631	2580 632
1-88-170	COLLAR, Antenna Mounting Manual, w/Spring Steel Collar		1	-----	-----	*2587 690	
	w/Die Cast Collar		1	-----	-----	*2580 404	
	Grounding, Power		1	-----	-----	2497 569	
1-88-205	SWITCH, Antenna Power		1	-----	-----	-----	2497 677

TYPE LETTERS indicate: V - Valiant R - Belvedere P - Plymouth C - Chrysler
L - Dart W - Coronet D - Dodge Y - Imperial

*Indicates use as required. Numerals in parentheses () refer to notes. Printed in U.S.A.
 †Indicates parts not listed in any previous parts book. Prices and specifications subject to change without notice.
 March 1966 Supersedes May 1965. Page 1-18 * Indicates change or addition.