

1964

**CHRYSLER
PARTS**

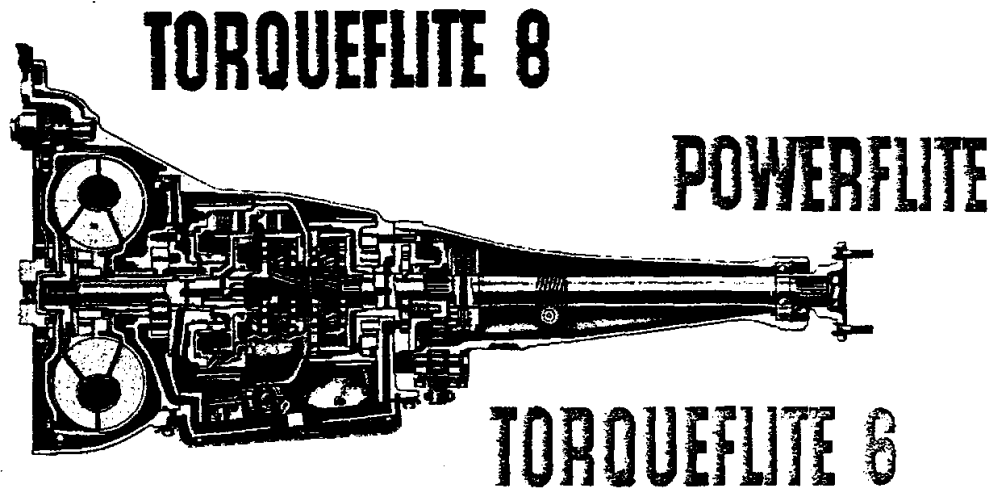
**TORQUEFLITE
POWERFLITE**

**TRANSMISSION
PARTS PACKAGES**

EXPLODED VIEWS • SPECIFICATIONS • APPLICATION

**VALIANT • DART • PLYMOUTH • DODGE
CHRYSLER • IMPERIAL • LANCER • DE SOTO**

PRICE: ONE DOLLAR



49 CHRYSLER PARTS

AUTOMATIC TRANSMISSION PARTS PACKAGES SAVE YOU

TIME • MONEY • STORAGE SPACE • ASSURES CUSTOMER SATISFACTION

AND GIVE YOU MORE PROFITS!

CHRYSLER PARTS Transmission Parts Packages contain the latest developments in material and design. Always on the alert for the newest methods and materials, Chrysler engineers constantly apply new advances to parts design for both current production and past models.

In many instances a worn out transmission part subjects adjacent parts to undue stress and strain and these parts may be well on the way to wearing out. With this in mind, Chrysler engineers designed automatic transmission parts packages to include such related parts which should be replaced in combination with one another.

Here are the BIG BENEFITS you'll get by buying, stocking, and selling CHRYSLER PARTS Transmission Packages:

- *Customer Satisfaction*
- *Savings in Service Labor*
- *Ease of Installation*
- *Reduction of Valuable stocking space*
- *Savings in time needed to specify and pick parts*
- *Reduced obsolescence*

PUSH STARTING				TOWING		
Start in Neutral				Tow in Neutral		
Turn on Ignition at	Shift at	Shift to		Hold Speed At or Below	Maximum Distance	Special Instructions
TorqueFlite 1962-64	0 mph	0 mph	# 1 button	35 mph	100 miles	
TorqueFlite	0 mph	15-20 mph	LOW (push #1 button)	Moderate	100 miles	
PowerFlite	0 mph	25 mph	LOW	Moderate	100 miles	

WARNING: When moving a car with an inoperative transmission or linkage, or when towing for distances longer than those specified, either the drive shaft must be disconnected or the rear wheels raised. Should the axle be faulty, the rear wheels must be raised and the front ones locked in a straight-ahead position. Pushing alternator-equipped vehicles will not start the engine if the battery is completely discharged.

INDEX

TO

CHRYSLER PARTS

AUTOMATIC TRANSMISSION PARTS PACKAGES

FOR

VALIANT, PLYMOUTH,
CHRYSLER, IMPERIAL,
DODGE, DART,
LANCER, DESOTO

TORQUEFLITE "8" TRANSMISSION - 1962 - 1963 - 1964

Complete Transmission and Part Type Code	4-5
Complete Transmission and Part Type Codes ('64 Val. & Dart 8 cyl.) ..	6-7
Complete Overhaul Gasket, Seal and Ring Package ('64 Val. & Dart 8 cyl.)	8
Complete Overhaul Gasket, Seal and Ring Package	9
Neutral Starter Switch Package	10
Governor Repair Package	10
Cam and Retainer Package	10
Front Pump Rotor Package	11
Rear Pump Rotor Package	11
Valve Package Reverse Blocker	11

TORQUEFLITE "8" TRANSMISSION - 1957 THRU 1961

Complete Transmission and Part Type Codes	12-13
Complete Overhaul Gasket, Seal and Ring Package	14
Partial Gasket Package	15
Front and Rear Clutch and Input Shaft Package	15
Front Pump Gasket Package	16
Rear Pump and Extension Gasket Package	16
Neutral Starter Switch Package	16
Oil Pump Rotor and Drive Sleeve Package	17
Governor Repair Package	17
Plate and Piston Front Clutch Package	18
Front Clutch Piston Retainer Package	18
Oil Pump Housing and Support Package	18

POWERFLITE TRANSMISSION - 1954 THRU 1961

Complete Transmission and Part Type Codes	20-21
Complete Overhaul Gasket, Plate and Disc Package	22
Complete Overhaul Gasket Package	23
Partial Gasket and Seal Package	23
Plate and Disc Package	24
Governor Repair Package	24
Regulator Valve Body Package	25
Shuttle Valve Package	25
Front Oil Pump Sleeve Package	26
Neutral Starter Switch Package	26
Reverse Band Package	27
Throttle Valve and Spring Package	27

TORQUEFLITE "6" PARTS PACKAGES

Complete Transmission and Part Type Code 1962 - 63 - 64	28-29
Complete Transmission and Part Type Codes 1960 - 61	30-31
Complete Seal and Gasket Package	32
Neutral Starter Switch Package	33
Rear Oil Pump Rotor Package	33
Front Oil Pump Rotor Package	33
Governor Repair Package	34
Valve Package Reverse Blocker	34
Cam and Retainer Package	34

RETAIL PRICE LIST

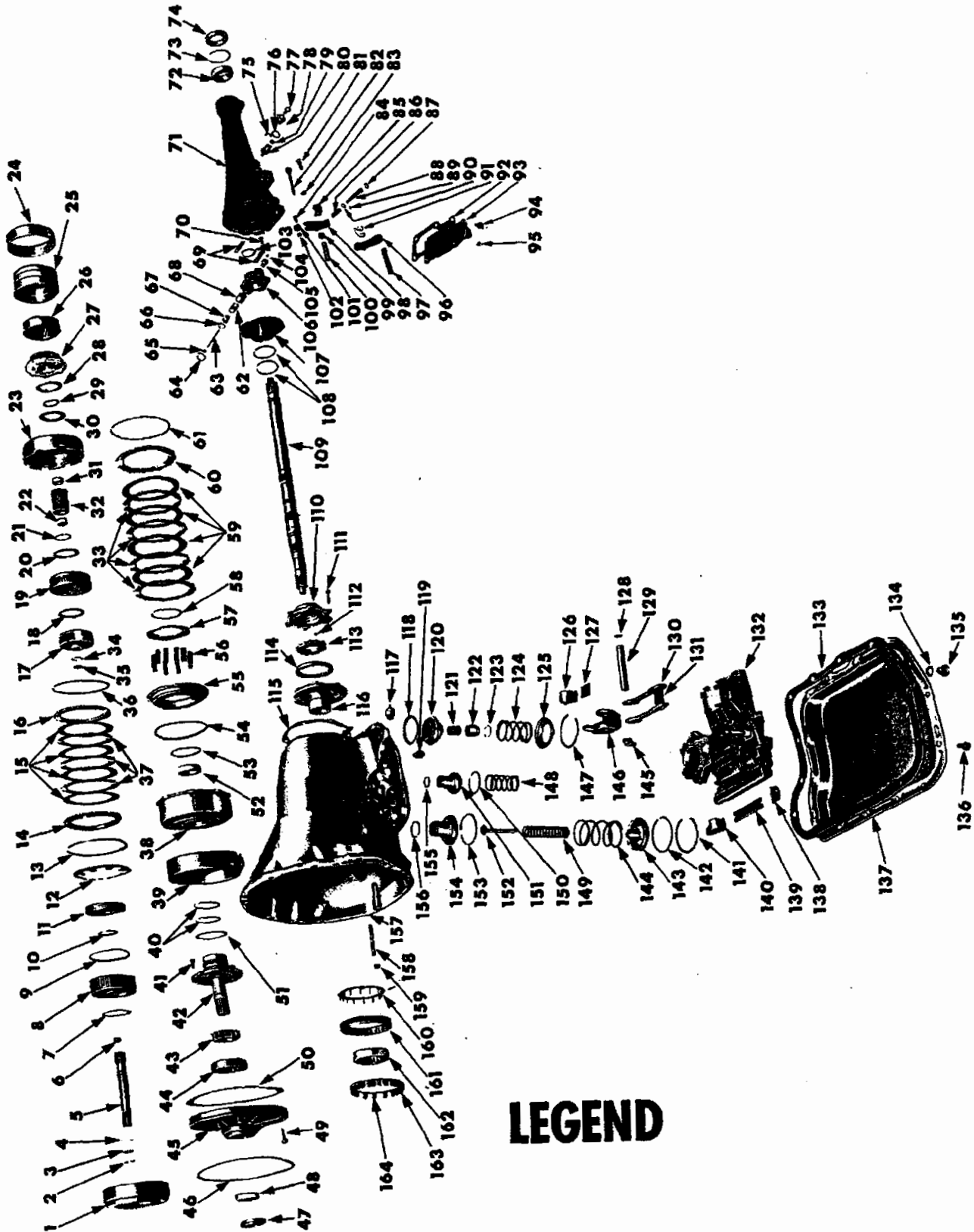
AUTOMATIC TRANSMISSION FLUID TYPE "A" SUFFIX "A"

AUTOMATIC TRANSMISSION SEALER

TORQUEFLITE TRANSMISSION OIL FILTER

TORQUEFLITE 8 TRANSMISSION

1962-64 MODELS (Except VALIANT & DART)



LEGEND

Ref. No.	Name	PAGE NO.				Part Type Code
		CONTAINED IN PACKAGE NO.				
		9	10	11		
1	Retainer				21-133-7	
2	Ring	•	•		21-129-7	
3	Ring	•	•		21-129-7	
4	Ring				21-133-25	
5	Shaft				21-129-5	
6	Bushing				21-129-6	
7	Washer				21-133-65	
8	Retainer				21-133-7	
9	Seal	•	•		21-133-17	
10	Seal	•	•		21-133-17	
11	Piston				21-133-15	
12	Spring				21-133-20	
13	Ring				21-133-25	
14	Plate				21-133-39	
15	Disc				21-133-36	
16	Plate				21-133-39	
17	Carrier				21-134-5	
18	Washer				21-134-30	
19	Gear				21-134-38	
20	Washer				21-133-48	
21	Ring				21-133-46	
22	Bushing				* 21-133-40	
23	Shell				21-133-42	
24	Band				21-136-30	
25	Drum				21-136-65	
26	Gear				21-134-38	
27	Carrier				21-134-5	
28	Washer				21-134-30	
29	Ring				21-133-46	
30	Plate				21-133-47	
31	Bushing				* 21-133-40	
32	Gear				21-133-40	
33	Plate				21-133-38	
34	Ring	•	•		21-05-19	
35	Washer	•	•		21-05-35	
36	Ring	•	•		21-133-43	
37	Plate				21-133-38	
38	Retainer				21-133-7	
39	Band				21-136-5	
40	Ring	•	•		21-129-13	
41	Bolt					
42	Shaft				21-129-10	
43	Rotor			•	21-118-6	
44	Rotor			•	21-118-6	
45	Housing				21-118-40	
46	Seal	•	•		21-118-45	
47	Seal	•	•		21-118-42	
48	Bushing				21-118-47	
49	Bolt				21-118-49	
50	Gasket	•	•		21-118-54	
51	Washer				21-133-65	
52	Bushing				21-133-10	
53	Seal	•	•		21-133-17	
54	Seal	•	•		21-133-17	
55	Piston				21-133-15	
56	Spring				21-133-20	
57	Retainer				21-133-22	
58	Ring				21-133-43	
59	Disc				21-133-36	
60	Plate				21-133-39	
61	Ring				21-133-43	
62	Spring		•	•	21-138-15	
63	Shaft		•	•	21-138-26	
64	Ring		•	•	21-138-19	
65	Ring		•	•	21-138-29	
66	Ring		•	•	21-138-19	
67	Weight		•	•	21-138-13	
68	Weight		•	•	21-138-13	
69	Lock		•	•	21-138-21	
70	Bolt		•	•		
71	Extension				21-04-1	
72	Bearing				21-04-11	
73	Ring				21-04-12	
74	Seal	•	•		21-05-12	
75	Clip				21-85-61	
76	Seal				21-84-28	
77	Bolt					
78	Clamp				21-84-7	
79	Seal				21-85-56	
80	Pinion				21-85-5	
81	Screw					
82	Screw					

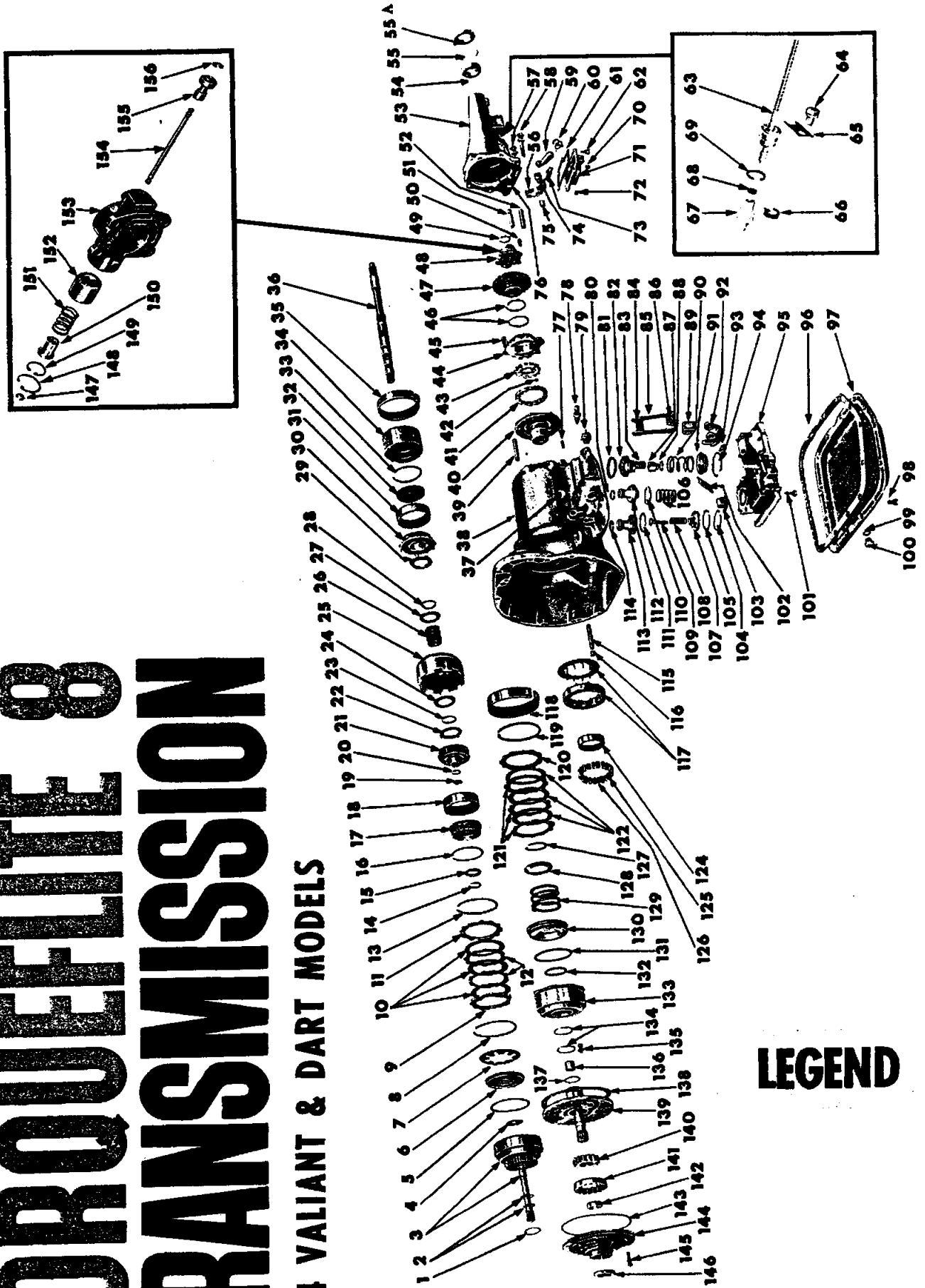
Ref. No.	Name	PAGE NO.				Part Type Code
		CONTAINED IN PACKAGE NO.				
		9	10	11		
83	Plug					
84	Shaft				* 4-10-7	
85	Spacer				4-10-9	
86	Spring				4-10-3	
87	Spring				4-10-3	
88	Adapter				4-10-2	
89	Pin					
90	Washer				4-10-4	
91	Spring				4-10-11	
92	Gasket	•	•		4-10-16	
93	Cover				4-10-15	
94	Screw					
95	Plug					
96	Sprag				4-10-10	
97	Bushing				4-10-12	
98	Lever				4-10-7	
99	Bearing				* 4-10-7	
100	Shaft				4-10-8	
101	Roller				4-10-17	
102	Bearing				4-10-19	
103	Ring		•	•	21-138-7	
104	Ring			•	21-138-29	
105	Valve		•	•	21-138-23	
106	Housing			•	21-138-2	
107	Support				21-138-10	
108	Ring	•	•	•	21-138-38	
109	Shaft				21-05-1	
110	Cover				21-118-53	
111	Screw					
112	Ball					
113	Rotor			•	21-118-6	
114	Rotor			•	21-118-7	
115	Gasket	•	•		21-04-2	
116	Housing				21-118-40	
117	Switch			•	21-113-24	
118	Seal	•	•		21-137-50	
119	Screw				21-136-17	
120	Piston				21-137-35	
121	Spring				21-137-41	
122	Plug				21-137-47	
123	Ring	•	•		21-137-44	
124	Spring				21-137-53	
125	Retainer				21-137-56	
126	Lever				21-136-47	
127	Strut				21-136-41	
128	Ring				21-136-55	
129	Shaft				21-136-49	
130	Link				21-136-44	
131	Anchor				21-136-41	
132	Body				21-139-4	
133	Gasket	•	•		21-119-5	
134	Gasket	•	•		21-119-12	
135	Plug				21-119-11	
136	Bolt					
137	Pan				21-119-3	
138	Anchor				21-136-15	
139	Strut				21-136-15	
140	Lever				21-136-20	
141	Ring	•	•		21-137-19	
142	Ring	•	•		21-137-8	
143	Guide				21-137-13	
144	Spring				21-137-22	
145	Screw				21-136-52	
146	Lever				21-136-47	
147	Ring				21-137-59	
148	Spring				21-137-205	
149	Spring				21-137-22	
150	Ring	•	•		21-137-202	
151	Piston				21-137-200	
152	Rod				21-137-11	
153	Ring	•	•		21-137-8	
154	Piston				21-137-5	
155	Ring	•	•		21-137-202	
156	Ring	•	•		21-137-8	
157	Case				21-03-1	
158	Shaft				21-136-23	
159	Plug					
160	Retainer				21-136-233	
161	Cam				21-136-231	
162	Race				21-136-232	
163	Spring				21-136-236	
164	Roller				21-136-235	

PARTS INDICATED BY NAME ONLY - ORDER BY DESCRIPTION

1962-64 MODELS (Except VALIANT & DART) TORQUEFLITE 8

TORQUEFLITE 8 TRANSMISSION

1964 VALIANT & DART MODELS



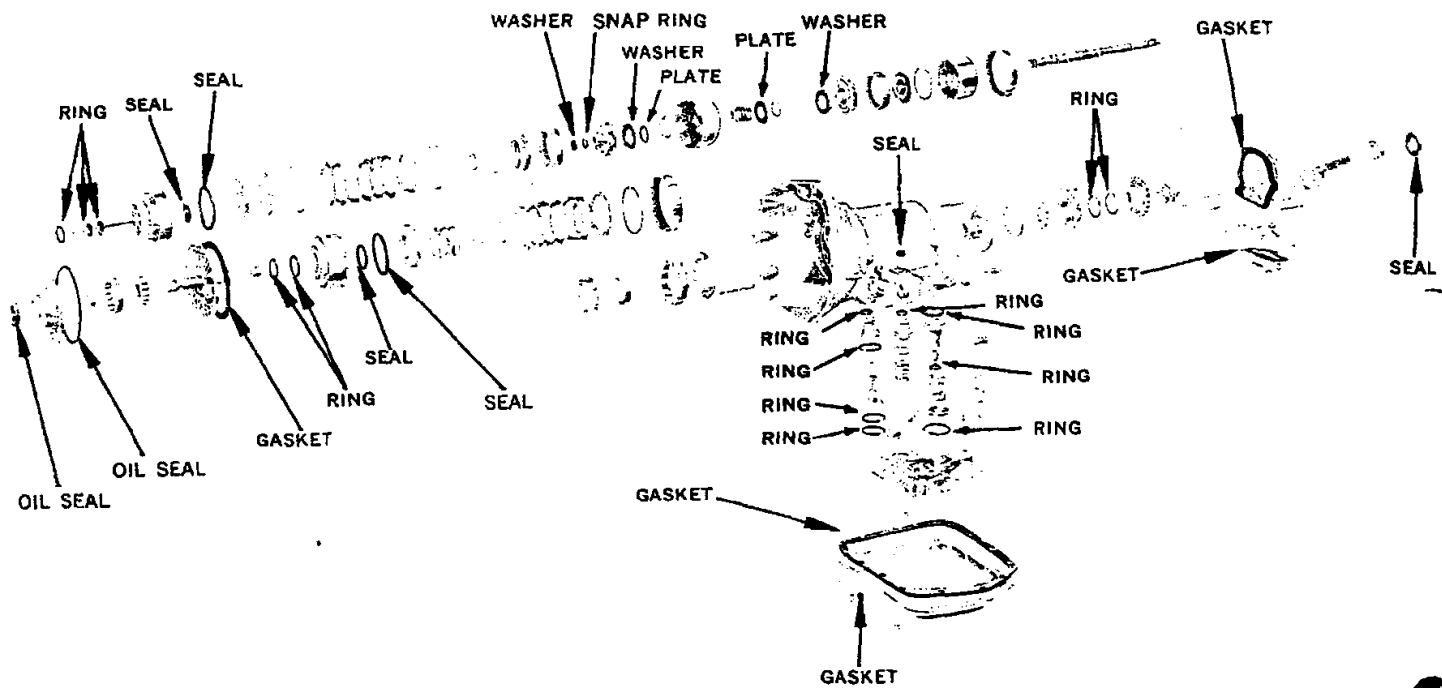
LEGEND

Ref. No.	Name	PAGE NO.				Part Type Code
		8	10	11		
CONTAINED IN PACKAGE NO.						
1	Washer	•			21-133-65	
2	Ring	•			21-129-7	
3	Shaft	•			21-129-5	
4	Seal	•			21-133-17	
5	Seal	•			21-133-17	
6	Piston	•			21-133-15	
7	Spring	•			21-133-20	
8	Snap Ring	•			21-133-25	
9	Plate	•			21-133-39	
10	Disc	•			21-133-36	
11	Plate	•			21-133-38	
12	Plate	•			21-133-39	
13	Snap Ring	•			21-133-43	
14	Snap Ring	•			21-134-40	
15	Washer	•			21-134-45	
16	Snap Ring	•			21-134-40	
17	Support	•			21-134-36	
18	Gear	•			21-134-38	
19	Washer	•			21-05-35	
20	Snap Ring	•			21-05-19	
21	Carrier	•			21-134-5	
22	Washer	•			21-133-48	
23	Ring	•			21-133-46	
24	Plate	•			21-133-47	
25	Shell	•			21-133-42	
26	Gear, Sun	•			21-133-40	
27	Plate	•			21-133-47	
28	Ring	•			21-133-46	
29	Washer	•			21-133-48	
30	Carrier	•			21-134-5	
31	Gear	•			21-134-38	
32	Support	•			21-134-36	
33	Snap	•			21-134-40	
34	Drum	•			21-136-65	
35	Band	•			21-136-30	
36	Shaft	•			21-05-1	
37	Seal	•			21-139-47	
38	Case	•			21-03-1	
39	Shaft	•			21-136-49	
40	Housing	•			21-118-40	
41	Rotor	•			21-118-7	
42	Ball	•				
43	Rotor	•			21-118-6	
44	Cover	•			21-118-53	
45	Screw	•				
46	Ring	•	•		21-138-38	
47	Support	•			21-138-10	
48	Housing	•			21-138-2	
49	Snap Ring	•			21-138-7	
50	Screw	•				
51	Shaft	•			4-10-8	
52	Bushing	•			4-10-12	
53	Extension	•			21-04-1	
54	Bearing	•			21-04-11	
55	Oil Ring	•			21-05-12	
55 A	Seal	•			21-05-12	
56	Lever	•			4-10-7	
57	Screw	•				
58	Screw	•				
59	Sprag	•			4-10-10	
60	Spring	•			4-10-11	
61	Gasket	•			4-10-16	
62	Screw	•				
63	Cable	•			21-84-1	
64	Screw	•				
65	Retainer	•			21-84-7	
66	Clip	•			21-85-61	
67	Pinion	•			21-85-5	
68	Seal	•			21-85-56	
69	Seal	•			21-84-28	
70	Plug	•				
71	Cover	•			4-10-15	
72	Plug	•				
73	Adapter	•			4-10-2	
74	Spacer	•			4-10-9	
75	Bearing	•			4-10-19	
76	Gasket	•			21-04-2	
77	Pin	•				
78	Screw	•			21-136-17	
79	Switch	•			21-113-24	

Ref. No.	Name	PAGE NO.				Part Type Code
		8	10	11		
CONTAINED IN PACKAGE NO.						
80	Ring	•			21-137-202	
81	Seal	•			21-137-50	
82	Piston	•			21-137-35	
83	Spring	•			21-137-41	
84	Anchor	•			21-136-41	
85	Link	•			21-136-44	
86	Strut	•			21-136-41	
87	Plug	•			21-137-47	
88	Snap Ring	•			21-137-44	
89	Lever, Short	•			21-136-47	
90	Spring	•			21-137-53	
91	Retainer	•			21-137-56	
92	Lever	•			21-136-47	
93	Screw	•			21-136-52	
94	Snap Ring	•			21-137-59	
95	Body	•			21-139-4	
96	Gasket	•			21-119-5	
97	Pan	•			21-119-3	
98	Screw	•			21-119-3	
99	Gasket	•			21-119-12	
100	Plug	•			21-119-11	
101	Screw	•				
102	Strut	•			21-136-15	
103	Lever	•			21-136-20	
104	Snap Ring	•			21-137-19	
105	Ring	•			21-137-8	
106	Spring	•			21-137-205	
107	Guide	•			21-137-13	
108	Spring	•			21-137-22	
109	Rod	•			21-137-11	
110	Ring	•			21-137-202	
111	Ring	•			21-137-8	
112	Piston, Acc	•			21-137-200	
113	Piston, Kdn	•			21-137-5	
114	Ring	•			21-137-8	
115	Shaft	•			21-136-23	
116	Plug	•				
117	Retainer	•			21-136-228	
118	Band	•			21-136-5	
119	Snap Ring	•			21-133-43	
120	Plate	•			21-133-39	
121	Plate	•			21-133-38	
122	Disc	•			21-133-36	
124	Race	•			21-136-232	
125	Spring	•			21-136-236	
126	Roller	•			21-136-235	
127	Snap Ring	•			21-133-43	
128	Retainer	•			21-133-22	
129	Spring	•			21-133-20	
130	Piston	•			21-133-15	
131	Seal	•			21-133-17	
132	Seal	•			21-133-17	
133	Retainer	•			21-133-7	
134	Ring	•			21-129-13	
135	Screw	•				
136	Bushing	•			21-129-23	
137	Washer	•			21-133-65	
138	Gasket	•			21-129-24	
139	Shaft w/Sup	•			21-129-10	
140	Rotor	•			21-118-6	
141	Rotor	•			21-118-6	
142	Bushing	•			21-118-47	
143	Oil Seal	•			21-118-45	
144	Housing	•			21-118-40	
145	Screw	•			21-118-55	
146	Oil Seal	•			21-118-42	
147	Snap Ring	•			21-138-29	
148	Snap Ring	•			21-138-19	
149	Snap Ring	•			21-138-19	
150	Weight	•			21-138-13	
151	Spring	•			21-138-15	
152	Weight	•			21-138-13	
153	Body	•			21-138-2	
154	Shaft	•			21-138-26	
155	Valve	•			21-138-23	
156	Snap Ring	•			21-138-29	

TORQUEFLITE 8

1964 VALIANT & DART MODELS



COMPLETE OVERHAUL GASKET, SEAL & RING PACKAGE

APPLICATION

CODE

PART NO.

1964 VALIANT & DART 8 CYL.

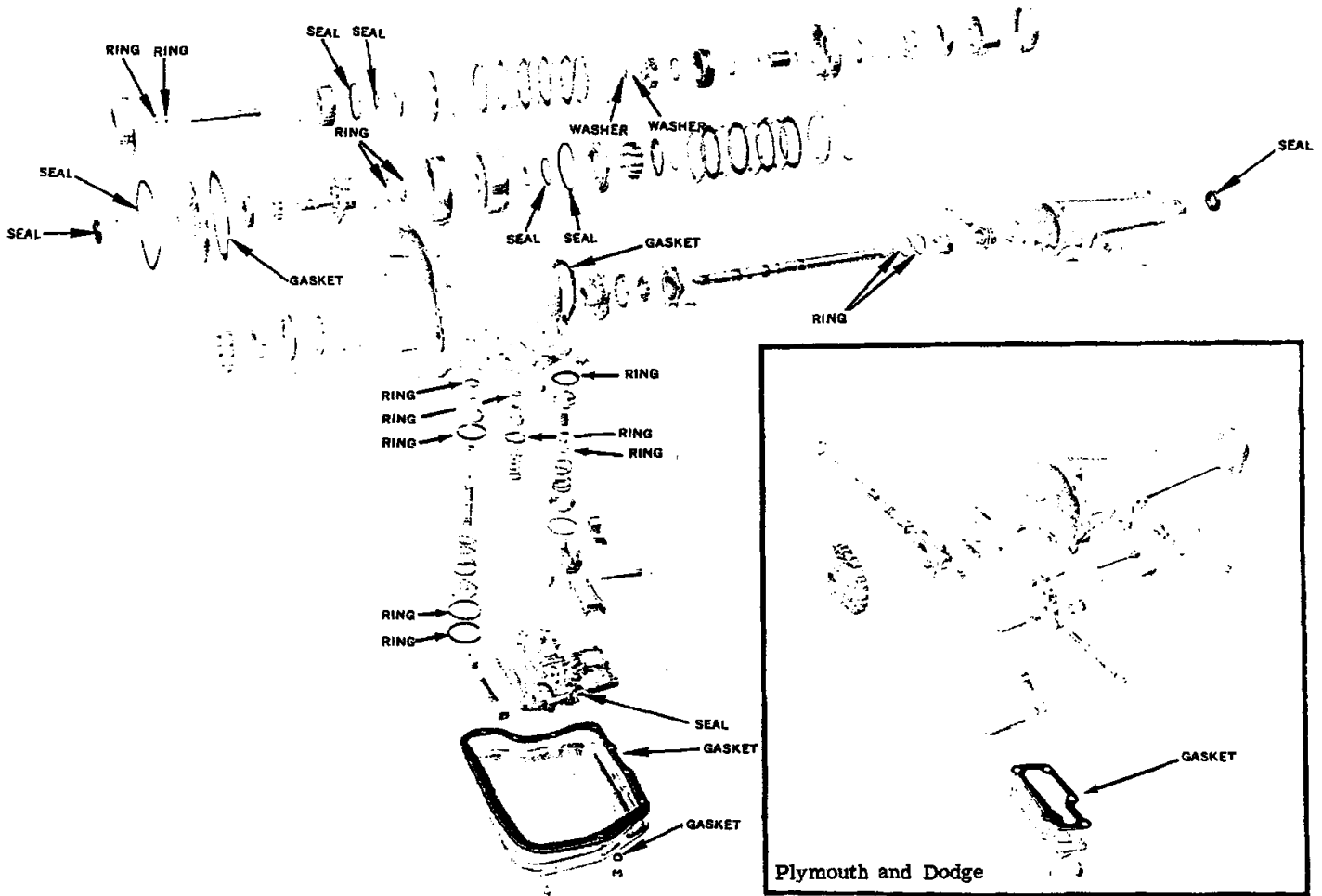
V

2495 091

Package consists of all gaskets, seals and rings necessary for complete overhaul of the transmission.

TORQUEFLITE 8

1962-64 MODELS (Except 1964 VALIANT & DART)



COMPLETE OVERHAUL GASKET, SEAL & RING PACKAGE

APPLICATION	CODE	PART NO.
62-63 (Up to Trans. No. 117651)	V	2421 734
(After Trans. No. 117651)	V	2495 037
1964 ALL (EXCEPT VALIANT & DART 8 CYL.)	V	2495 037
1964 MAX. PERFORMANCE ENGINE		2525 441

Package consists of all gaskets, seals and rings necessary for complete overhaul of the transmission.



NEUTRAL STARTER SWITCH PACKAGE

APPLICATION

CODE

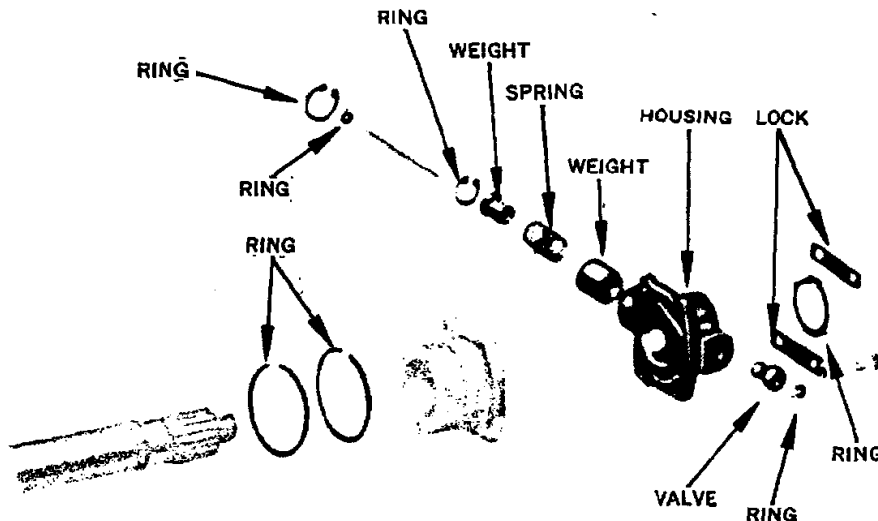
PART NO.

1962-64 ALL

V

1704 283

Package consists of parts required to replace neutral starter switch.



GOVERNOR REPAIR PACKAGE

APPLICATION

CODE

PART NO.

1962-63

1964 W/2 BBL. CARB. (EXC. VAL. & DART)

1964 W/4 BBL. CARB.

1964 MAX. PERFORMANCE ENGINE

1964 VALIANT & DART 8 CYL.

V
V
P
D
M

2275 498

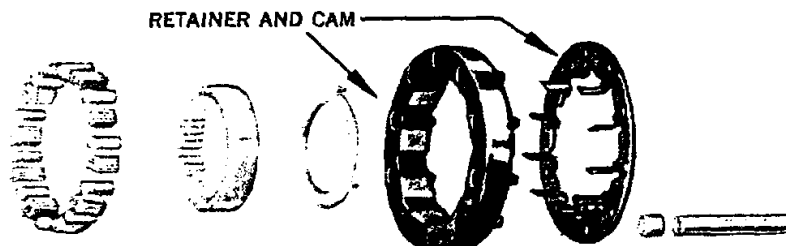
2275 498

2298 514

2421 377

2196 998

Package consists of parts to repair torqueflite governor.



CAM AND RETAINER PACKAGE

APPLICATION

CODE

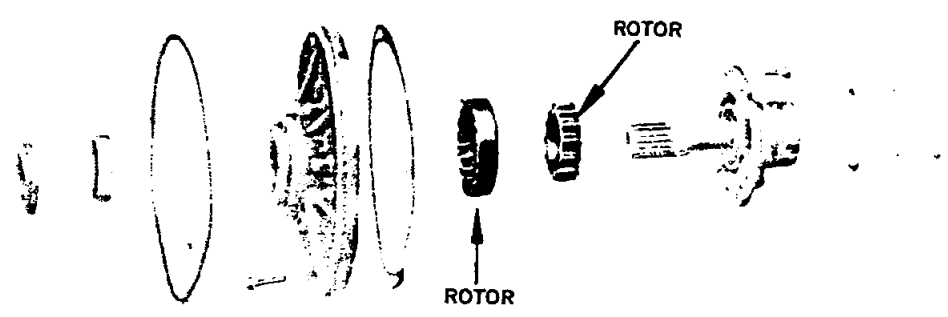
PART NO.

1964 VALIANT & DART 8 CYL.

M

2279 960


Package consists of cam and retainer.



FRONT OIL PUMP ROTOR PACKAGE

APPLICATION	CODE	PART NO.
1962-64 ALL (EXCEPT '64 VALIANT & DART 8 CYL.)	M	2275 497
1964 VALIANT & DART 8 CYL.	F	2240 302

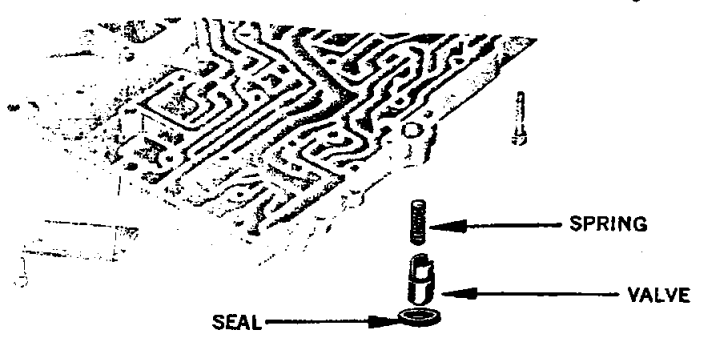
Package consists of inner and outer rotor.



REAR OIL PUMP ROTOR PACKAGE

APPLICATION	CODE	PART NO.
1962-64 ALL (EXCEPT -64 VALIANT & DART 8 CYL.)	P	2275 496
1964 VALIANT & DART 8 CYL.	M	2196 795

Package consists of inner and outer rotor.



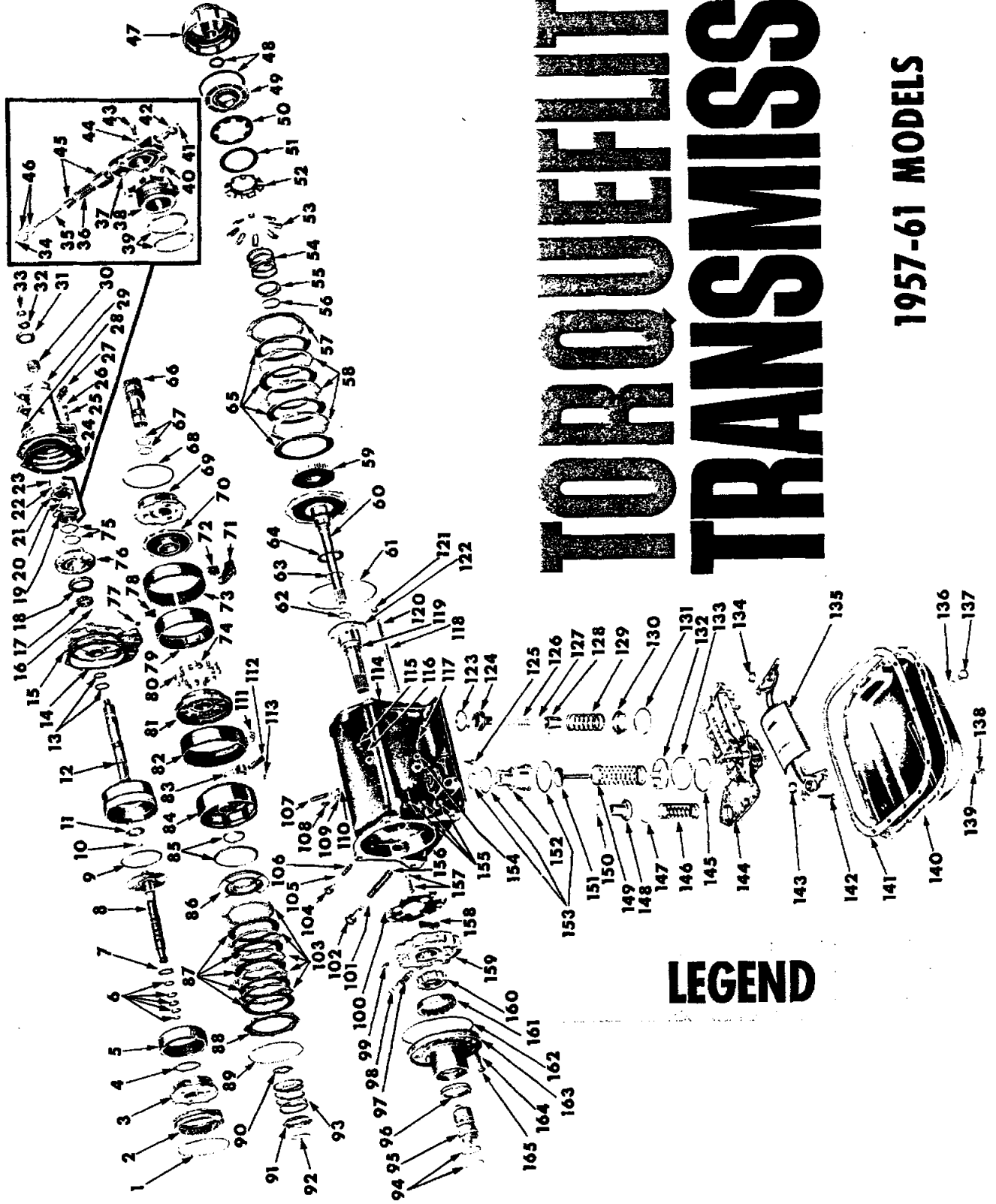
VALVE PACKAGE REVERSE BLOCKER

APPLICATION	CODE	PART NO.
1962-64 ALL	F	2275 523

Package consists of seal valve and spring.

TORQUEFLITE 8 TRANSMISSION

1957-61 MODELS



LEGEND

1957-61 MODELS TORQUEFLITE 8

Ref. No.	Name	PAGE NO.						Part Type Code
		14	15	16	17	18		
		CONTAINED IN PACKAGE NO.						
1	Snap Ring	2421730-1					21-135-9	
2	Gear	2421732-3					21-135-25	
3	Carrier	184328					21-134-5	
4	Washer	2298926					21-134-30	
5	Gear	1843281					21-134-38	
6	Ring	2240932					21-129-33	
7	Washer	1704283					21-134-51	
8	Shaft	2084882					21-129-30	
9	Snap Ring	2084601-2					21-134-40	
10	Ring	2084603-4					21-129-33	
11	Washer	184343E					21-05-35	
12	Shaft, Ring	187748					21-05-1	
13	Ring	1879489					21-05-18	
14	Gasket						21-05-26	
15	Support						21-05-25	
16	Ball							
17	Pinion						21-118-8	
18	Gear						21-118-7	
19	Support						* 21-138-2	
20	Screw						21-138-9	
21	Body						* 21-138-2	
22	Washer							
23	Screw						21-138-6	
24	Gasket						21-04-2	
25	Washer							
26	Bolt							
27	Pinion						21-85-5	
28	Breather						21-02-6	
29	Extension						21-04-1	
30	Bushing						21-04-11	
31	Oil Seal						21-05-12	
32	Washer						16-02-2	
33	Nut						16-02-3	
34	Snap Ring						21-138-29	
35	Shaft						21-138-26	
36	Spring						21-138-15	
37	Body						21-138-2	
38	Support						* 21-138-2	
39	Rings						21-138-38	
40	Screw						21-138-9	
41	Snap Ring						21-138-29	
42	Valve						21-138-23	
43	Screw						21-138-6	
44	Washer							
45	Weight						21-138-13	
46	Snap Ring						21-138-19	
47	Retainer						21-133-7	
48	Ring						21-133-17	
49	Piston						21-133-15	
50	Spring						21-133-70	
51	Washer						21-133-71	
52	Retainer						21-133-34	
53	Levers						21-133-32	
54	Spring						21-133-20	
55	Retainer						21-133-22	
56	Snap Ring						21-133-25	
57	Plate						21-133-39	
58	Plate						21-133-38	
59	Hub						21-133-35	
60	Shaft, Input						21-129-5	
61	Snap Ring						21-133-43	
62	Ring, Small						21-129-7	
63	Ring, Large						21-129-7	
64	Washer						21-129-8	
65	Disc						21-133-36	
66	Gear						21-134-50	
67	Ring						21-133-45	
68	Snap Ring						21-136-68	
69	Carrier						21-135-50	
70	Hub,						21-136-230	
71	Lever						21-136-200	
72	Strut						21-136-41	
73	Band						21-136-80	
74	Spring						21-136-236	
75	Rings						21-138-38	
76	Housing						21-118-40	
77	Plug							
78	Anchor						21-136-41	
	Drum						21-136-210	
	Roller						21-136-235	
	Support						21-136-214	
81	Band						21-136-5	
83	Lever						21-136-20	

PARTS INDICATED BY NAME ONLY - ORDER BY DESCRIPTION

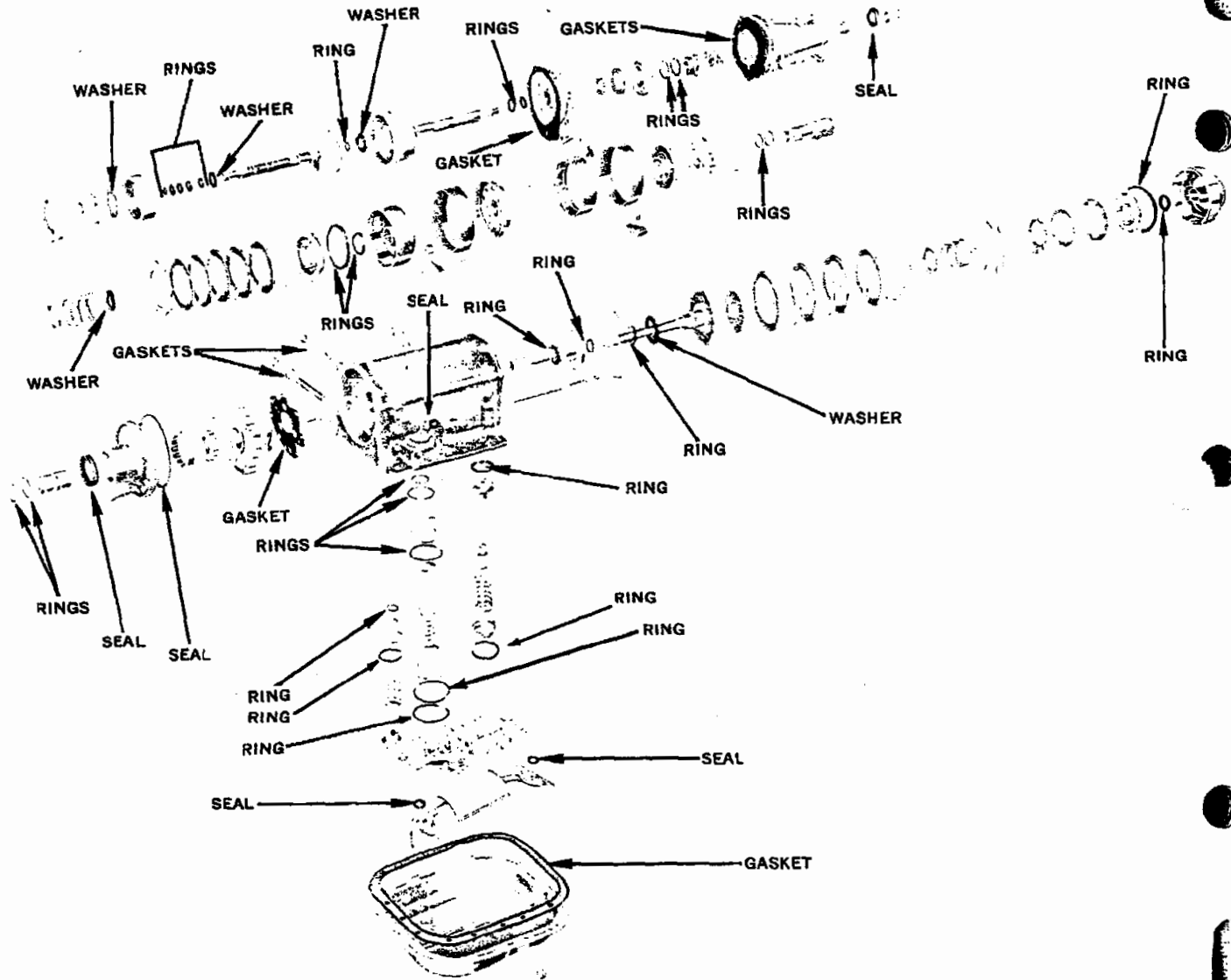
* Serviced in Assy.

Ref. No.	Name	PAGE NO.						Part Type Code
		14	15	16	17	18		
		CONTAINED IN PACKAGE NO.						
84	Retainer	2421730-1					21-133-7	
85	Ring	2421732-3					21-133-17	
86	Piston	184328					21-133-15	
87	Disc	2298926					21-133-36	
88	Plate	1843281					21-133-39	
89	Snap Ring	2240932					21-133-43	
90	Washer	1704283					21-133-30	
91	Retainer	2084882					21-133-22	
92	Snap Ring	2084601-2					21-133-25	
93	Spring	2084603-4					21-133-20	
94	Ring	184343E					21-118-38	
95	Sleeve	187748					21-118-9	
96	Seal	1879489					21-118-42	
97	Valve						21-131-10	
98	Seat						21-131-20	
99	Valve						21-131-35	
100	Gasket						21-131-6	
101	Gasket						21-131-27	
102	Retainer						21-131-25	
103	Plate						21-133-38	
104	Retainer						21-131-45	
105	Gasket						21-131-50	
106	Spring						21-131-40	
107	Screw						21-136-17	
108	Screw						21-136-225	
109	Washer							
110	Nut							
111	Anchor						21-136-15	
112	Strut						21-136-15	
113	Seal						21-139-47	
114	Case						21-03-1	
115	Screw						21-136-225	
116	Washer							
117	Screw						21-136-52	
118	Shaft						21-137-32	
119	Ring						21-129-13	
120	Spacer						21-137-33	
121	Plug							
122	Shaft						21-129-10	
123	Ring						21-137-50	
124	Piston						21-137-35	
125	Screw							
126	Spring						21-137-41	
127	Snap Ring						21-137-44	
128	Plug						21-137-47	
129	Spring						21-137-53	
130	Retainer						21-137-56	
131	Snap Ring						21-137-59	
132	Guide						21-137-13	
133	Ring						21-137-8	
134	Seal						21-117-10	
135	Strainer						21-117-1	
136	Gasket							
137	Plug							
138	Washer							
139	Bolt						21-119-3	
140	Pan						21-119-3	
141	Gasket						21-119-5	
142	Screw							
143	Seal						21-117-10	
144	Body						21-139-4	
145	Snap Ring						21-137-19	
146	Spring						21-137-205	
147	Ring, Large						21-137-202	
148	Piston						21-137-200	
149	Spring						21-137-22	
150	Ring, Small						21-137-202	
151	Rod,						21-137-11	
152	Piston						21-137-5	
153	Rings						21-137-8	
154	Nut							
155	Plugs							
156	Spring						21-131-15	
157	Bolt Washer							
158	Valve						21-131-12	
159	Body						21-131-5	
160	Rotor,						21-118-9	
161	Rotor						21-118-7	
162	Seal						21-118-45	
163	Housing,						21-118-5	
164	Washer							
165	Bolt							

TORQUEFLITE 8 1957-61 MODELS

PARTS PACKAGES

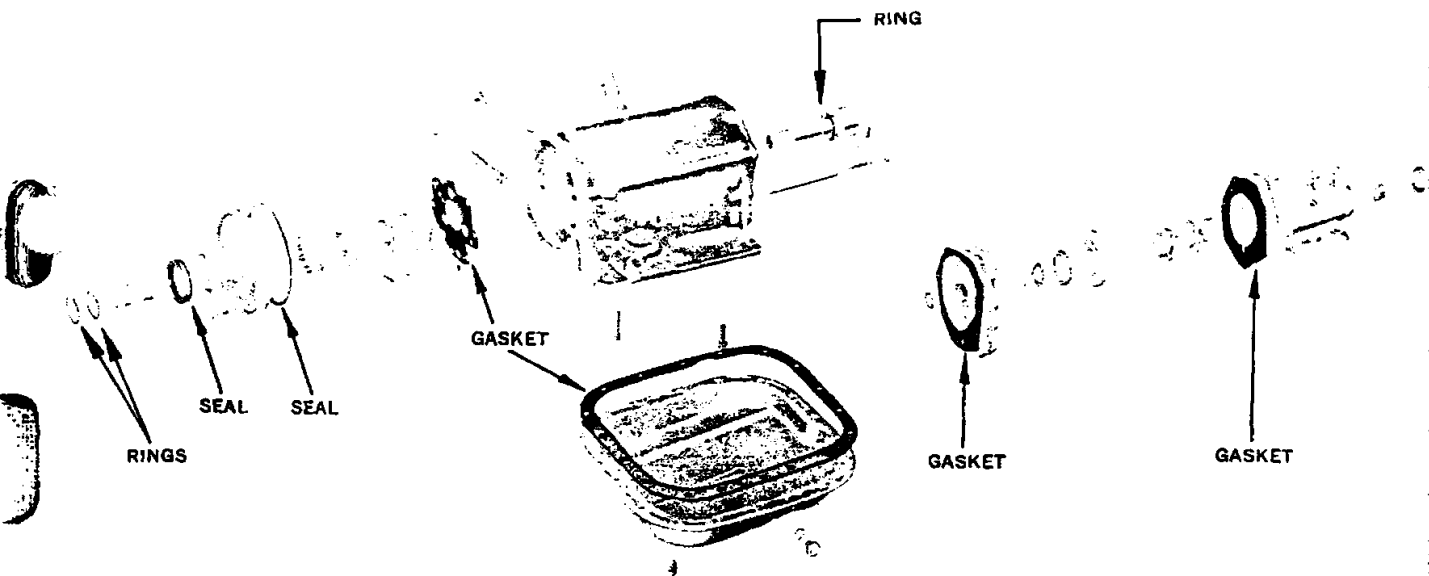
Torqueflite transmissions are normally repaired by sections. However, MOPAR CHRYSLER PARTS makes available complete overhaul gasket seal and ring packages, as well as four types of gasket sets: one "Partial" for initial inspection, and one for each phase of work to be done.



COMPLETE OVERHAUL GASKET, SEAL & RING PACKAGE

APPLICATION	CODE	PART NO.
1957-58 All Models	V	2421 730
1959-61 All Models	V	2421 731

Package consists of all gaskets, seals and rings necessary for complete overhaul of the transmission.



PARTIAL GASKET PACKAGE

APPLICATION

CODE

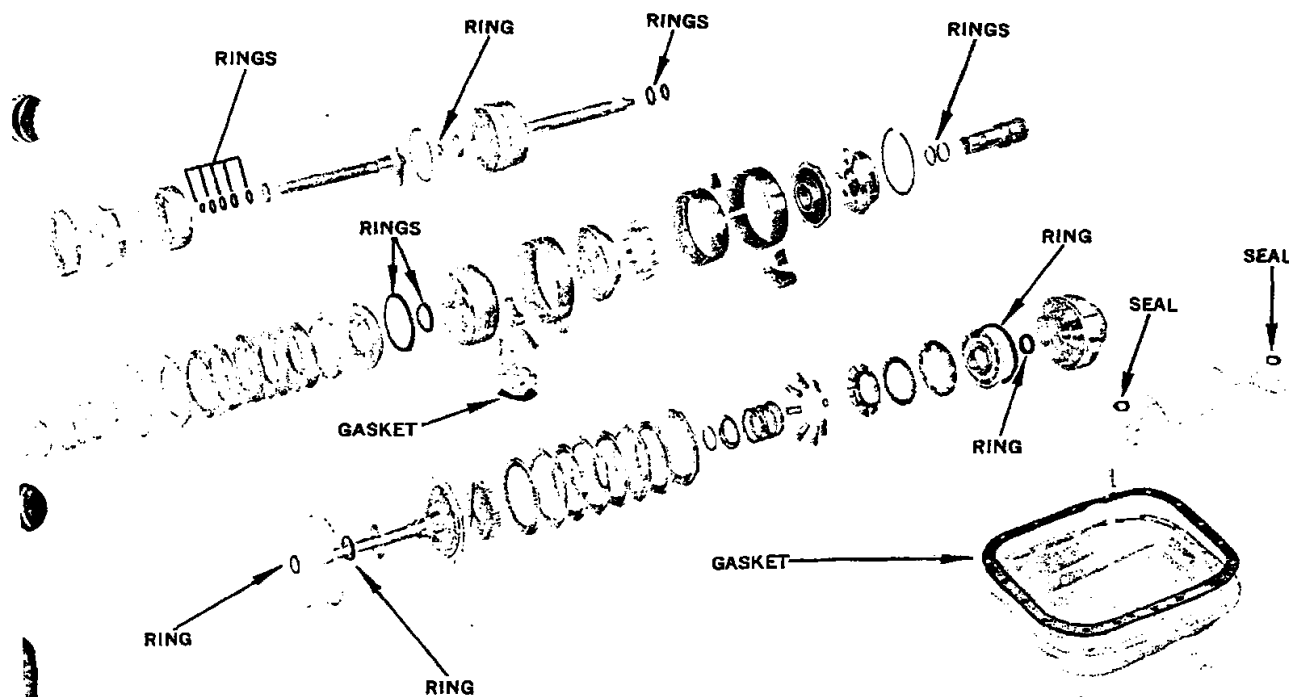
PART. NO.

1957-58 All-Models
1959-61 All Models

F
F

2421 733
2421 732

Package consists of only those front and rear pump gaskets and seals necessary for dismantling the transmission for purposes of inspection.



FRONT AND REAR CLUTCH & INPUT SHAFT GASKET PACKAGE

APPLICATION

CODE

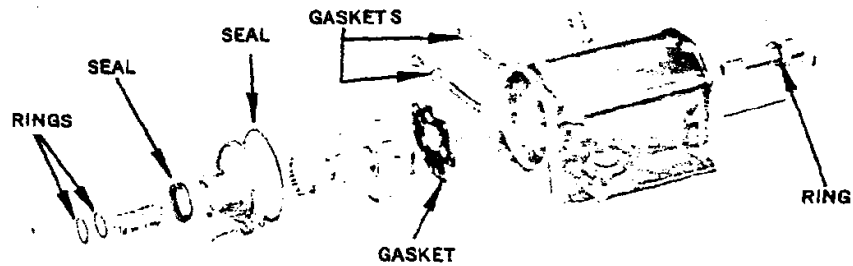
PART NO.

1957-61 All Models

V

1843 229

Package consists of all gaskets and seals required to overhaul front and rear clutch and input shaft.



FRONT PUMP GASKET PACKAGE

APPLICATION

CODE

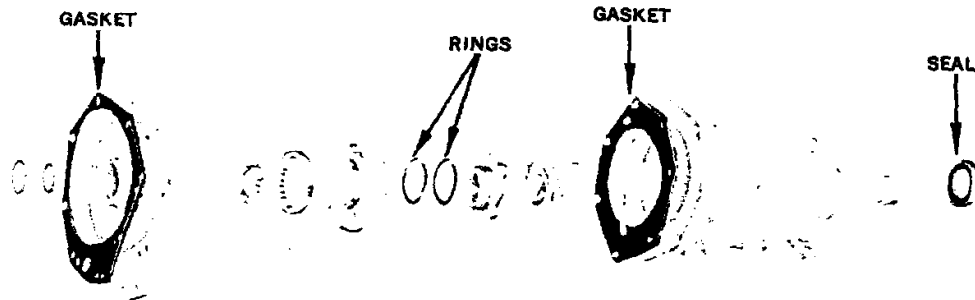
PART NO.

1957-61 All Models

V

2298 926

Package consists of gaskets and seals necessary to overhaul front pump.



REAR PUMP AND EXTENSION GASKET PACKAGE

APPLICATION

CODE

PART NO.

1957-58 All Models

M

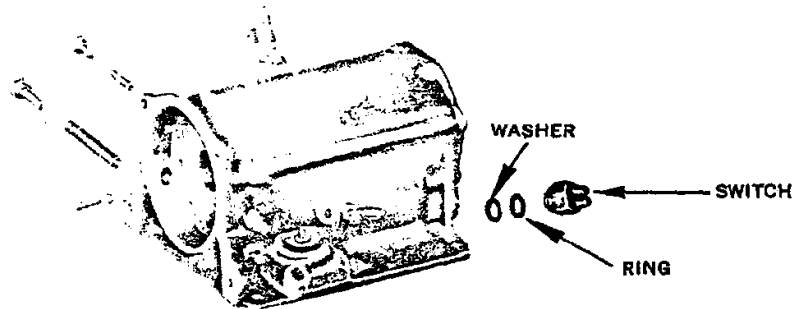
1843 231

1959-61 All Models

P

2240 332

Package consists of gaskets and seals required to overhaul rear pump.



NEUTRAL STARTER SWITCH PACKAGE

APPLICATION

CODE


PART NO.

1957-61 All Models

V

1704 283

Package consists of parts required to replace neutral starter switch.

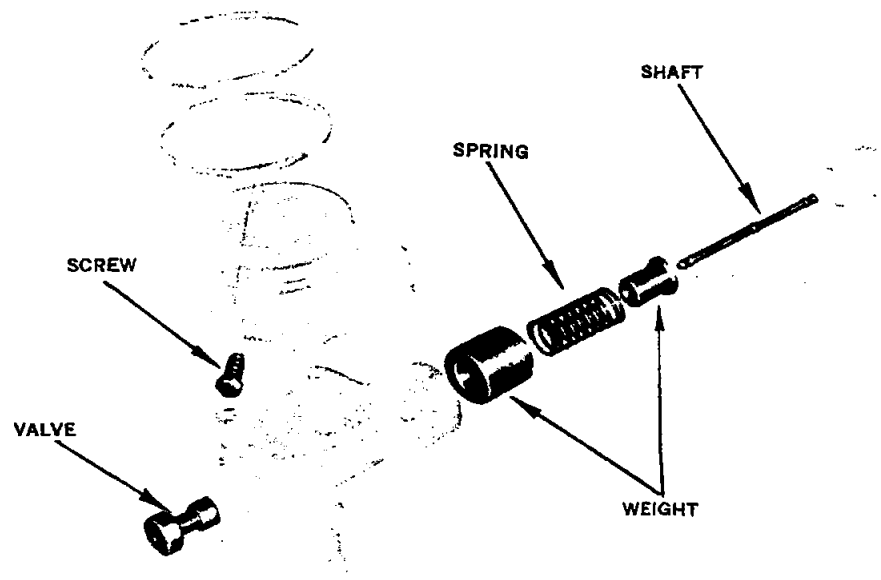


OIL PUMP ROTOR & DRIVE SLEEVE PACKAGE

APPLICATION	CODE	PART NO.
-------------	------	----------

1958-60 All Models	V	2084 582
--------------------	---	----------

Package consists of front pump inner rotor, drive sleeve and rings, to reduce front pump rattle.



GOVERNOR REPAIR PACKAGE

APPLICATION	CODE	PART NO.
-------------	------	----------

1957 All Models up to trans. 27703	P	2084 601
1957-61 All Models after trans. 27703	F	2084 602
1959 All High Perf. Models	P	2084 604
1960-61 All High Perf. Models	D	2084 603

Package consists of parts to repair torqueflite governor.

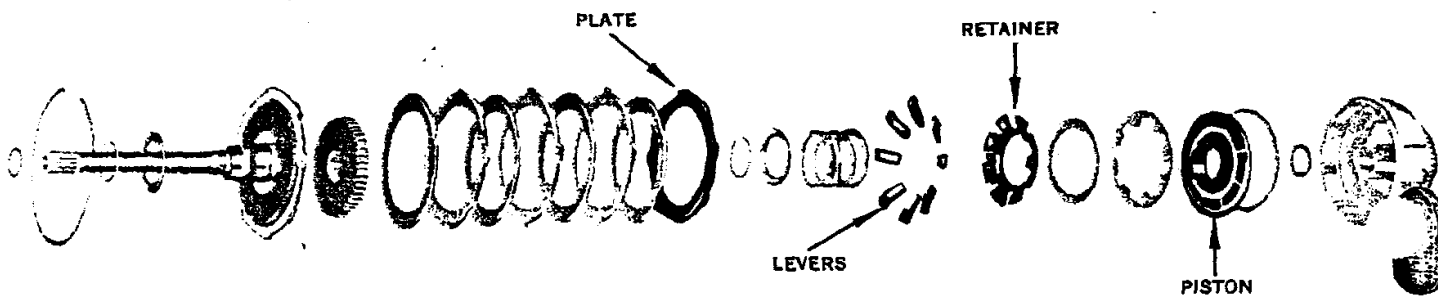


PLATE & PISTON FRONT CLUTCH PACKAGE

APPLICATION

CODE

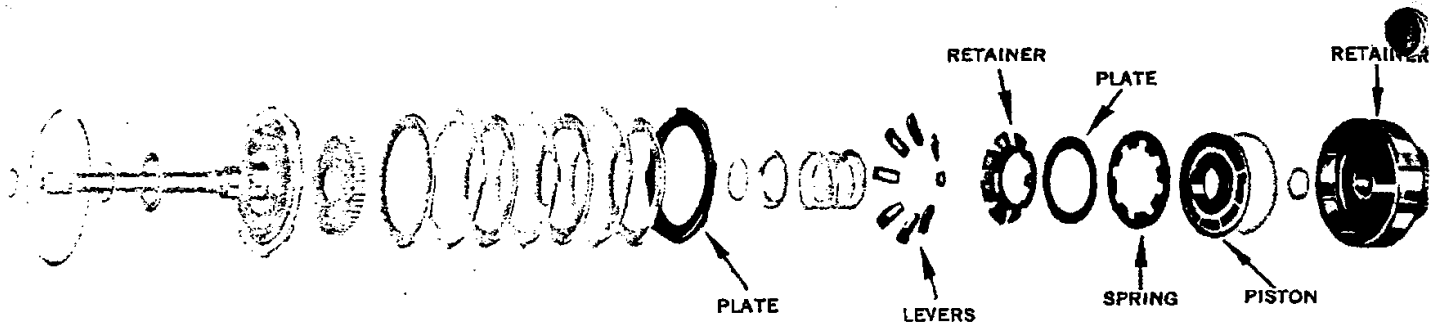
PART NO.

1957 All DeSoto, 1956-57 Chrysler
and Imperial

P

1843 435

Package consists of parts to repair front clutch.



FRONT CLUTCH PISTON RETAINER PACKAGE

APPLICATION

CODE


PART NO.

1957 All DeSoto, Chrysler and
Imperial

P

1879 746

*Package consists of parts to overhaul front clutch piston
retainer.*



OIL PUMP HOUSING & SUPPORT PACKAGE

APPLICATION

CODE

PART NO.

1957 All Models

M

1879 489

*Package consists of rear oil pump housing and over-
haul shaft support.*



PART NO.
2298 923



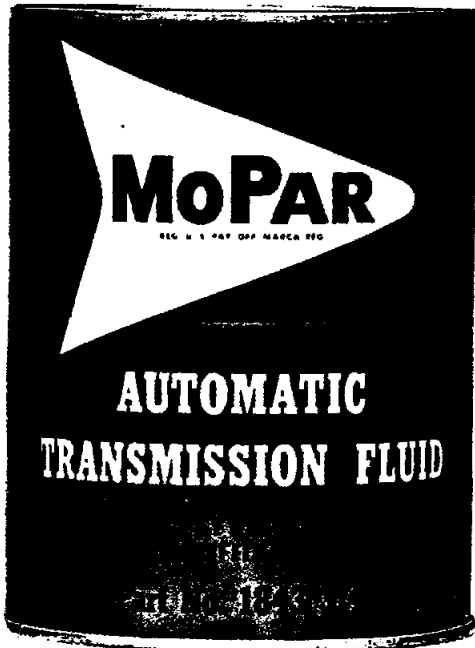
PART NO.
2400 124

MOPAR TRANSMISSION SEALER

Is specially formulated to keep the seals pliable and revitalize hard, shrunken seals. It is recommended for minor seal leaks and solves many leakage problems that would otherwise require cost and time consuming transmission removals and disassemblies.

TRANSMISSION OIL FILTER

Forestalls foreign material and impurities from entering and causing premature wear of Automatic Transmission components. It also helps keep the transmission oil temperature down and prevents transmission overheating so that top efficiency is maintained.



TRANSMISSION OIL FILTER CLAMP & BRACKET PACKAGE

Now available for field installation on the 1960-63 Chrysler cars with water-cooled Automatic Transmissions not equipped with filters between the radiator oil cooler and transmission.

PART NO.
2298 944 FOR 6 CYLINDER
2298 945 FOR 8 CYLINDER

TRANSMISSION OIL FILTER - DACRON

**# 2205327 ALL 1964 MODELS
WITH AUTOMATIC TRANSMISSION**

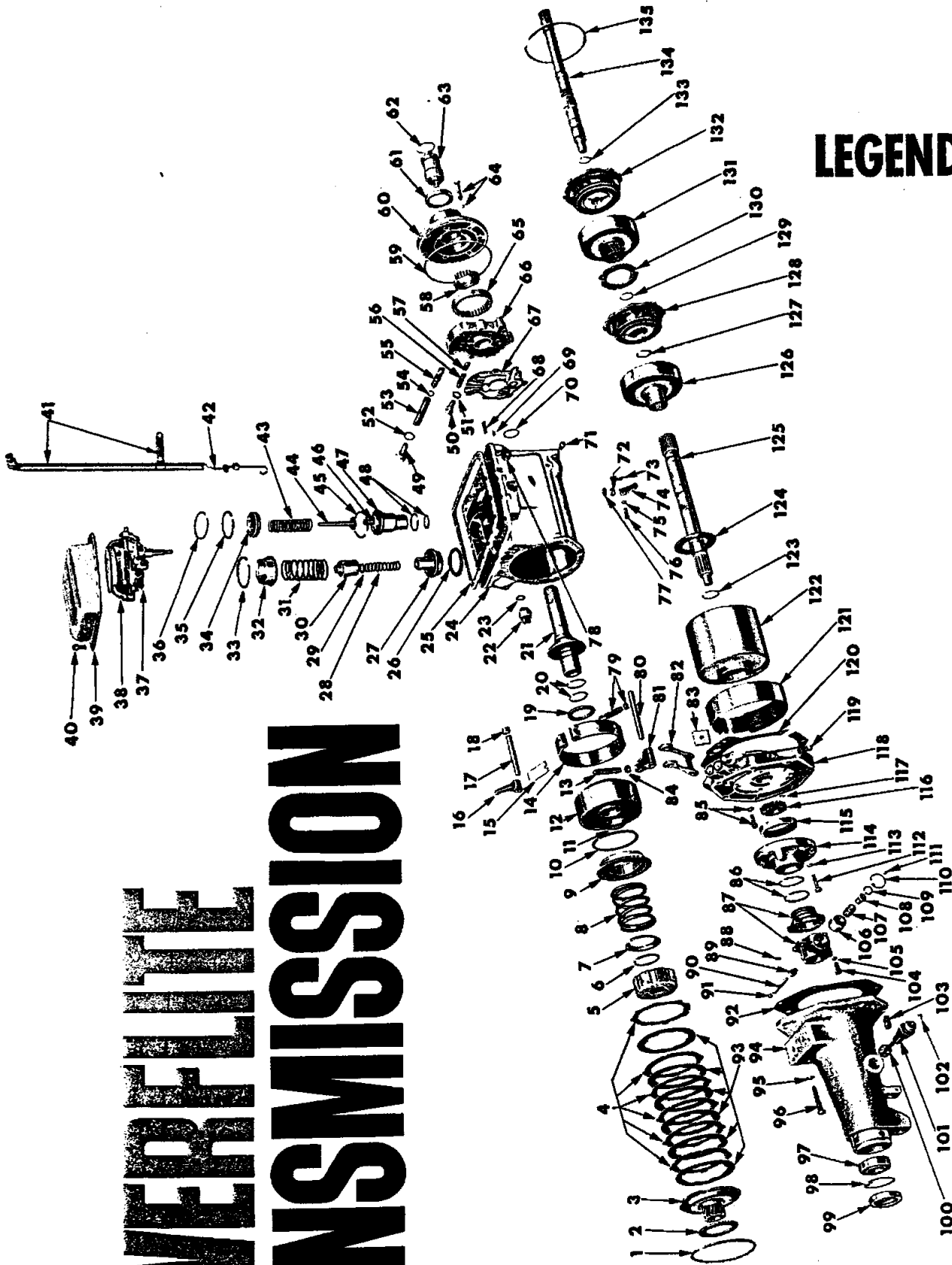
AUTOMATIC TRANSMISSION FLUID TYPE "A" SUFFIX "A"

The new, improved MOPAR Automatic Transmission Fluid Type "A" Suffix "A" transmits maximum power with minimum friction. It has a low pour point and is heat resistant. Type "A" Suffix "A" lubricates gears, pumps and seals against undue wear and will not form impurities or deposits. It also contains a red dye which is very helpful in locating leaks.

This material is used in manual transmission factory fill and is recommended for manual transmission service.

PART NO.	SIZE
1843 314	(1 qt. can)
1843 315	(5 qt. can)
1879 514	(16 gal.)
1879 515	(30 gal.)
1879 516	(55 gal.)

POWERFLITE TRANSMISSION



LEGEND

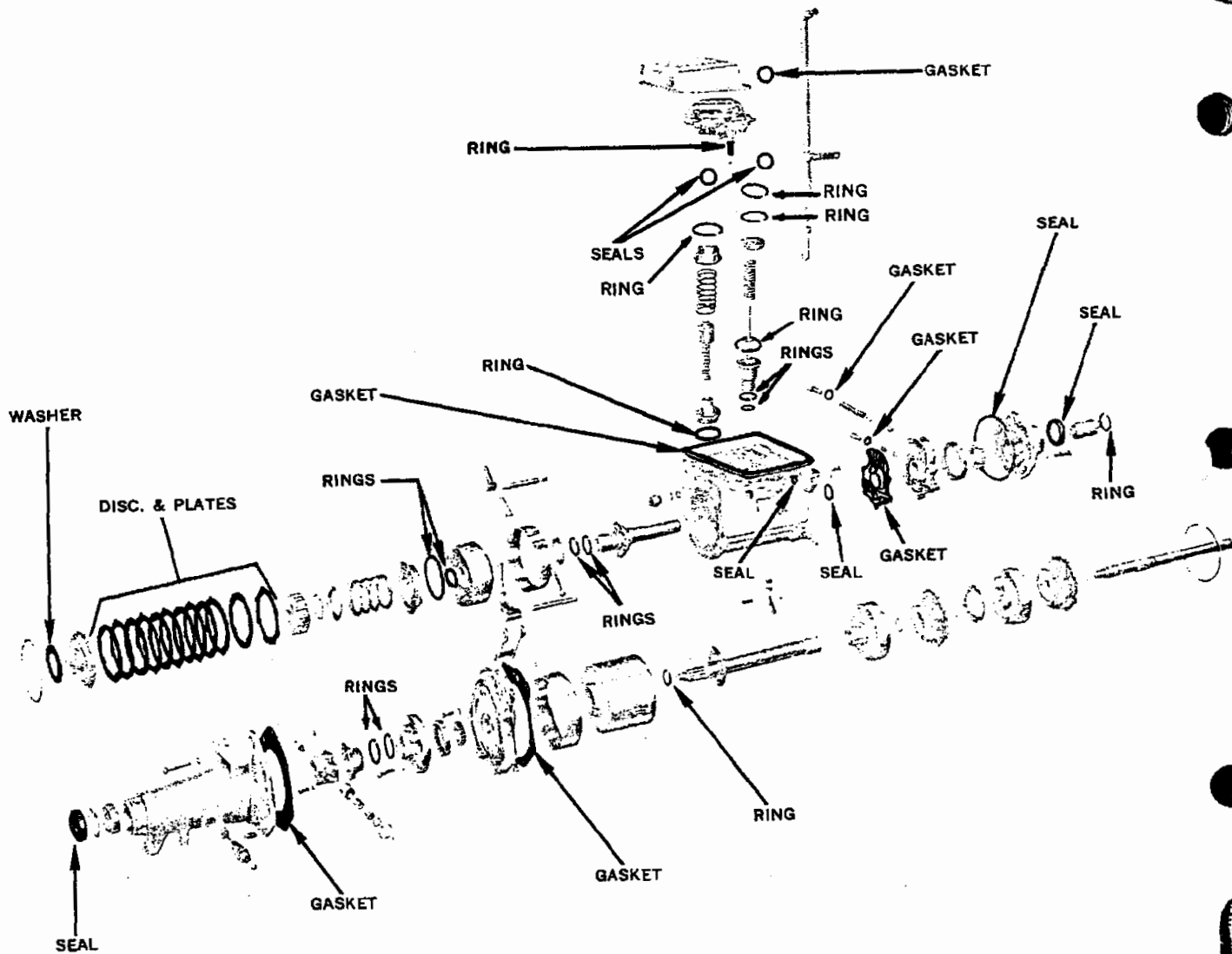
Ref. No.	Name	PAGE NO.							Part Type Code
		22	23	24	25	26	27		
		CONTAINED IN PACKAGE NO.							
1	Snap Ring							21-133-43	
2	Washer	•						21-134-30	
3	Sun Gear							21-133-40	
4	Plate	•	•					21-133-38	
5	Hub							21-133-35	
6	Snap Ring							21-133-25	
7	Retainer							21-133-22	
8	Spring							21-133-20	
9	Piston							21-133-15	
10	Ring	•	•					21-133-17	
11	Ring	•	•					21-133-12	
12	Retainer							21-133-7	
13	Screw							21-136-52	
14	Band							21-136-5	
15	Strut							21-136-15	
16	Lever							21-136-20	
17	Shaft							21-136-23	
18	Plug							21-136-23	
19	Washer							21-133-30	
20	Ring	•	•					21-129-13	
21	Shaft							21-129-10	
22	Switch Package						•	21-113-24	
23	Washer						•	21-113-29	
24	Case							21-03-1	
25	Pan Gasket	•	•	•				21-119-5	
26	Ring	•						21-137-50	
27	Piston							21-137-35	
28	Spring							21-137-41	
29	Snap Ring							21-137-44	
30	Plug							21-137-47	
31	Spring							21-137-53	
32	Retainer							21-137-56	
33	Snap Ring	•						21-137-59	
34	Guide							21-137-13	
35	Ring	•	•					21-137-16	
36	Snap Ring	•						21-137-19	
37	Body/Plate							21-139-4	
38	Strainer							21-117-1	
39	Pan							21-119-3	
40	Screw/Washer							21-119-3	
41	Tube							21-119-15	
42	Indicator							21-119-19	
43	Spring							21-137-22	
44	Rod							21-137-11	
45	Ring	•	•					21-137-8	
46	Spring							21-137-20	
47	Piston							21-137-5	
48	Ring	•	•					21-137-8	
49	Retainer							21-131-25	
50	Retainer							21-131-45	
51	Gasket	•	•					21-131-50	
52	Gasket	•	•					21-131-27	
53	Spring							21-131-15	
54	Seat	•						21-131-20	
55	Valve							21-131-10	
56	Spring						•	21-131-40	
57	Valve						•	21-131-35	
58	Pinion							21-118-6	
59	Oil Seal	•	•	•				21-118-45	
60	Housing							21-118-40	
61	Oil Seal	•	•	•				21-118-42	
62	Ring	•	•	•				21-118-38	
63	Sleeve						•	21-118-37	
64	Screw/Washer								
65	Gear							21-118-6	
66	Body Package						•	21-131-1	
67	Gasket	•	•					21-131-6	
68	Screw								

Ref. No.	Name	PAGE NO.							Part Type Code
		22	23	24	25	26	27		
		CONTAINED IN PACKAGE NO.							
69	Dowel							21-129-16	
70	Seal	•	•					21-129-12	
71	Plug								
72	Retainer							21-139-45	
73	Nut								
74	Lever							21-142-12	
75	Washer								
76	Screw								
77	Felt							21-139-42	
78	Plug								
79	Screw Nut							21-136-17	
80	Shaft							21-136-49	
81	Lever							21-136-47	
82	Link						•	21-136-44	
83	Strut						•	21-136-41	
84	Nut								
85	Screw Washer								
86	Rings	•						21-138-38	
87	Support						•	21-138-2	
88	Screw						•	21-138-9	
89	Valve						•	21-138-23	
90	Shaft						•	21-138-26	
91	Snap Ring						•	21-138-29	
92	Gasket	•	•	•				21-04-2	
93	Disc	•	•	•				21-133-36	
94	Extension							21-04-1	
95	Washers								
96	Screw								
97	Bearing							21-05-2	
98	Snap Ring							21-05-8	
99	Oil Seal	•	•					21-05-12	
100	Pinion							21-85-5	
101	Sleeve							21-85-59	
102	Retainer							21-85-76	
103	Breather							21-02-6	
104	Screw							21-138-6	
105	Washer								
106	Weight						•	21-138-13	
107	Spring						•	21-138-15	
108	Weight						•	21-138-13	
109	Snap Ring						•	21-138-19	
110	Snap Ring						•	21-138-19	
111	Snap Ring						•	21-138-29	
112	Screw								
113	Washer								
114	Housing							21-118-40	
115	Gear							21-118-7	
116	Pinion							21-118-8	
117	Ball							21-118-8	
118	Support							21-05-25	
119	Plugs								
120	Gasket	•	•	•				21-05-26	
121	Band						•	21-136-30	
122	Housing							21-135-33	
123	Ring	•	•					21-05-18	
124	Washer							21-135-35	
125	Shaft							21-05-1	
126	Reverse Gear							21-135-25	
127	Snap Ring							21-135-28	
128	Carrier							21-135-5	
129	Snap Ring							21-134-40	
130	Washer							21-134-30	
131	Gear							21-134-38	
132	Carrier							21-134-5	
133	Ring							21-134-40	
134	Input Shaft							21-129-5	
135	Snap Ring							21-134-33	

PARTS INDICATED BY NAME ONLY ARE STANDARD PARTS - ORDER BY DESCRIPTION

POWERFLITE

PARTS PACKAGES

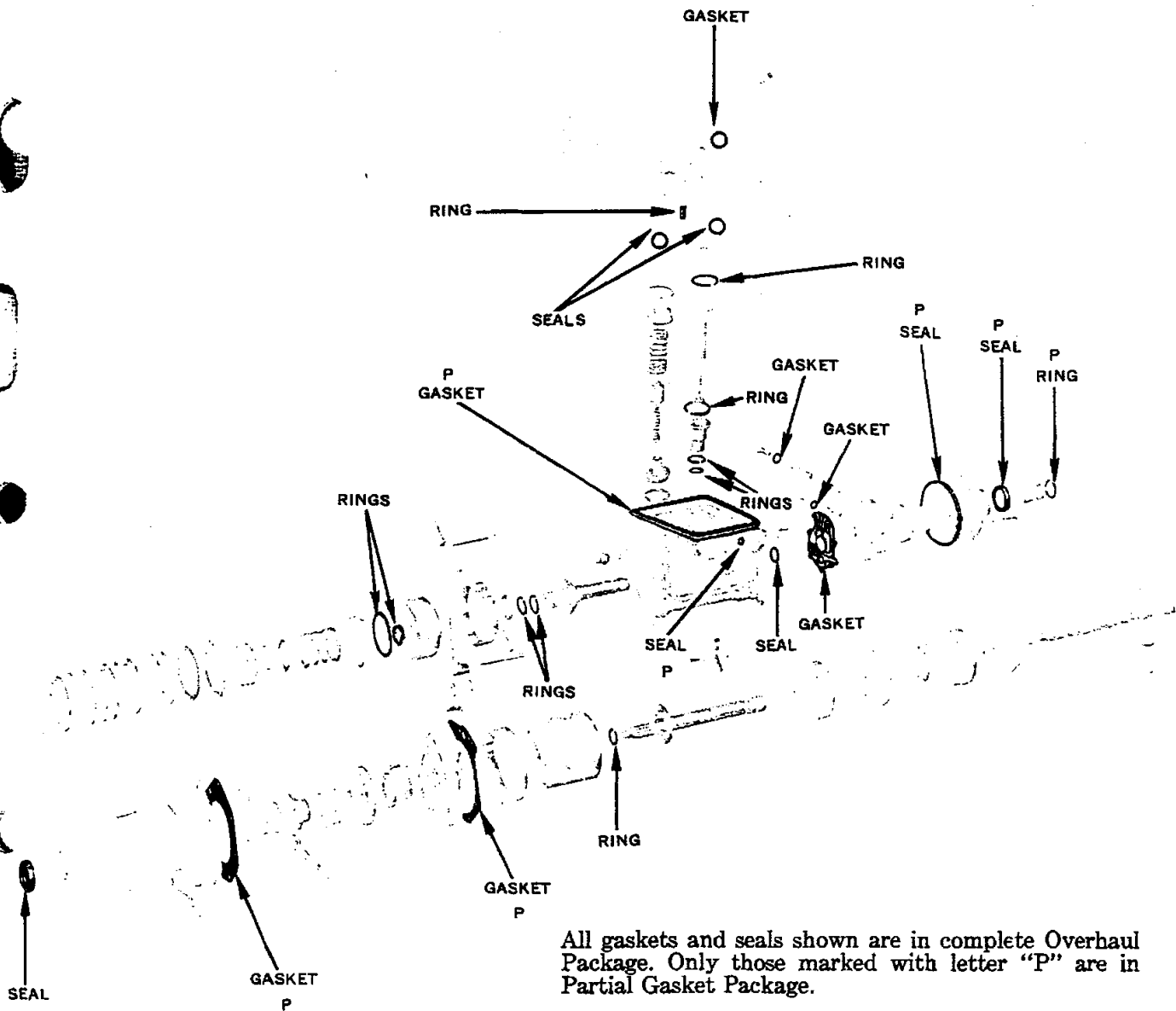


COMPLETE OVERHAUL GASKET, PLATE AND DISC PACKAGE

APPLICATION	CODE	PART NO.
1954-55 All Models, 1956 Plymouth & Dodge (Up to Note*)	V	2421 727
1957-61 All Models, 1956 DeSoto, Chrysler, 1956 Plymouth & Dodge (After Note*)	V	2421 728

*Note - *Transmissions stamped 1673 162, 1673 155, 1673 171.*

Package consists of all gaskets, plates and discs for complete overhaul of the transmission.



All gaskets and seals shown are in complete Overhaul Package. Only those marked with letter "P" are in Partial Gasket Package.

COMPLETE OVERHAUL GASKET PACKAGE

APPLICATION	CODE	PART NO.
-------------	------	----------

1955-61 All Models	V	2421 729
--------------------	----------	----------

Package consists of all gaskets and seals required for complete overhaul of transmission.

PARTIAL GASKET AND SEAL PACKAGE

APPLICATION	CODE	PART NO.
-------------	------	----------

1954-61 All Models	M	2298 924
--------------------	----------	----------

Package consists of all gaskets and seals required for dismantling the transmission for purposes of inspection.

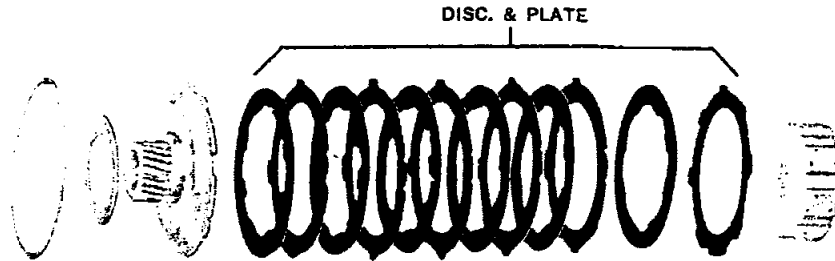
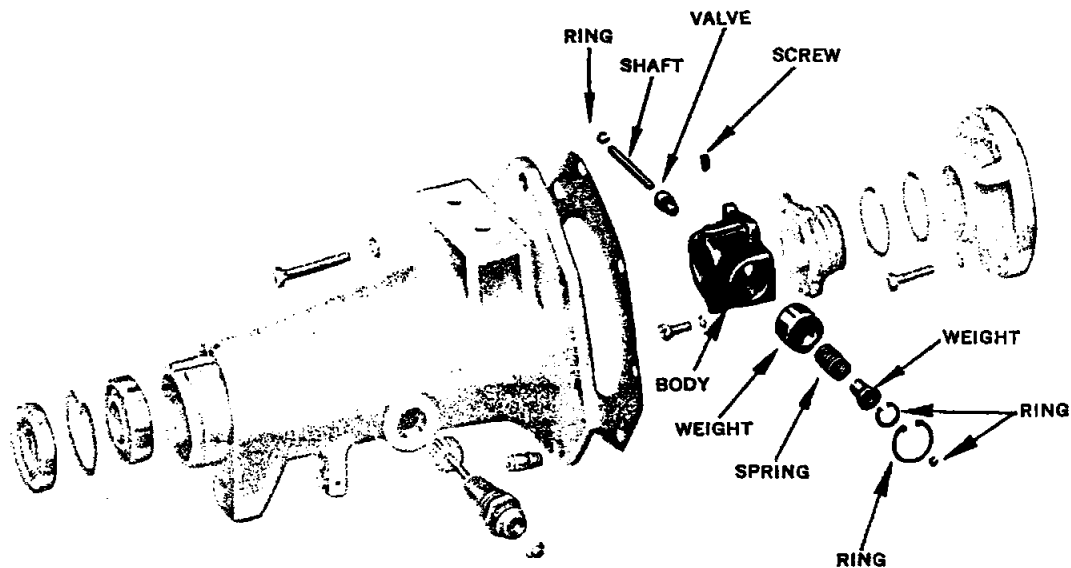


PLATE AND DISC PACKAGE

APPLICATION	CODE	PART NO.
1954-56 All Models	V	1450 209
1957-61 All Models	V	1643 259

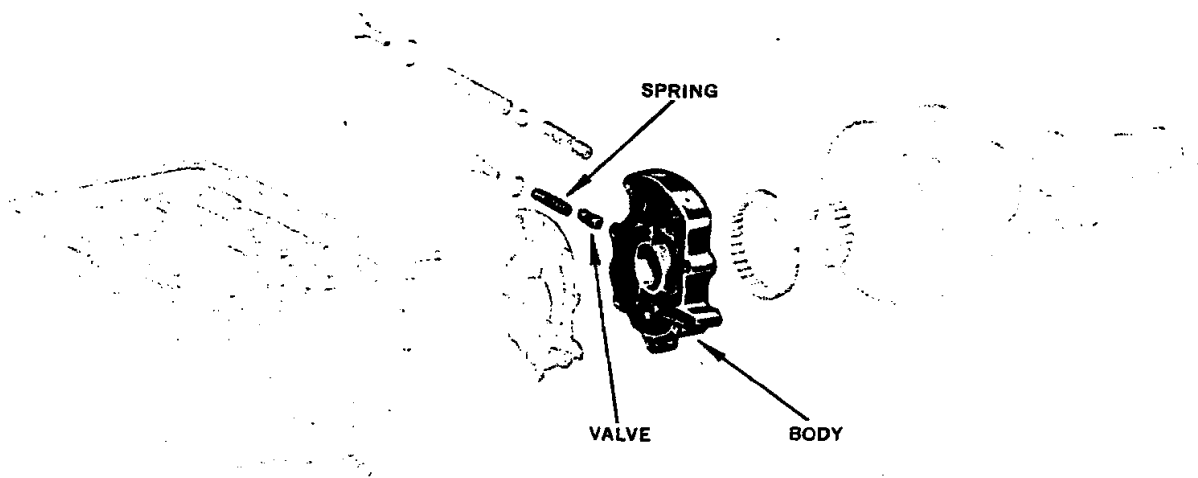
Package consists of discs and plates to repair the direct clutch.



GOVERNOR REPAIR PACKAGE

APPLICATION	CODE	PART NO.
1954-59 All 6 cyl. Models	P	1653 464
1954-61 All 8 cyl. Models	F	1653 463

Package consists of parts necessary to repair the governor.



REGULATOR VALVE BODY PACKAGE

APPLICATION

CODE

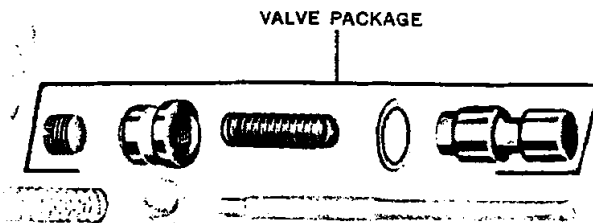
PART NO.

1954- 61 All Models

V

1643 243

Package consists of parts necessary to repair regulator valve body.



SHUTTLE VALVE PACKAGE

APPLICATION

CODE


PART NO.

1954-61 All Models

P

1643 118

Package consists of parts required to repair the shuttle valve.



FRONT OIL PUMP SLEEVE PACKAGE

APPLICATION

CODE

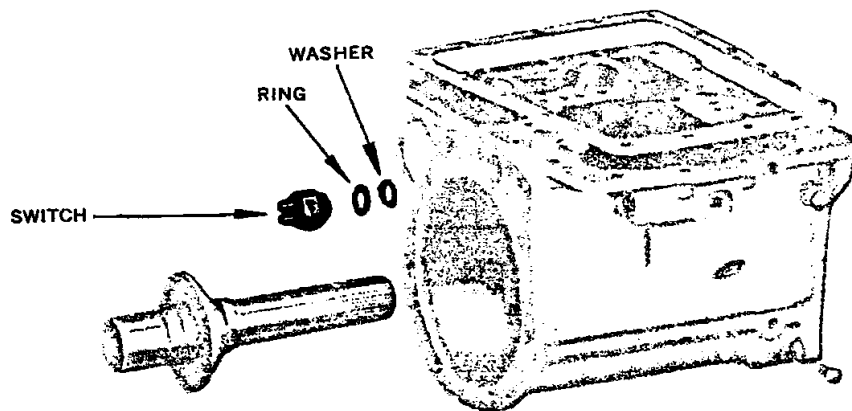
PART NO.

1955-61 All Models

V

1752 606

Package consists of seal and sleeve to repair front oil pump drive sleeve.



NEUTRAL STARTER SWITCH PACKAGE

APPLICATION

CODE

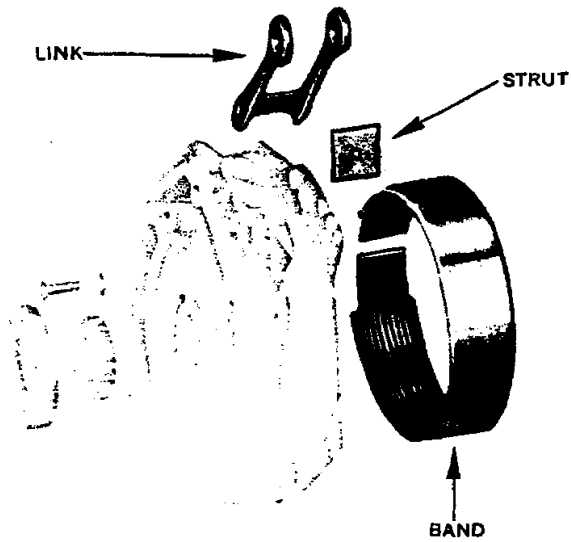
PART NO.

1955-61 All Models

V

1704 283

Package consists of parts required to replace neutral starter switch.



REVERSE BAND PACKAGE

APPLICATION

CODE

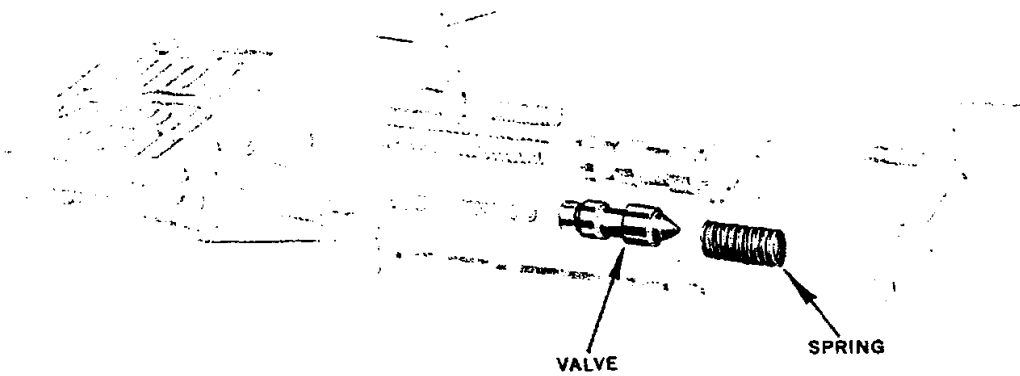
PART NO.

1955-60 All Models

V

1881 799

Package consists of link, strut and band to repair transmission reverse band.



THROTTLE VALVE & SPRING PACKAGE

APPLICATION

CODE

PART NO.

1954-61 All Models

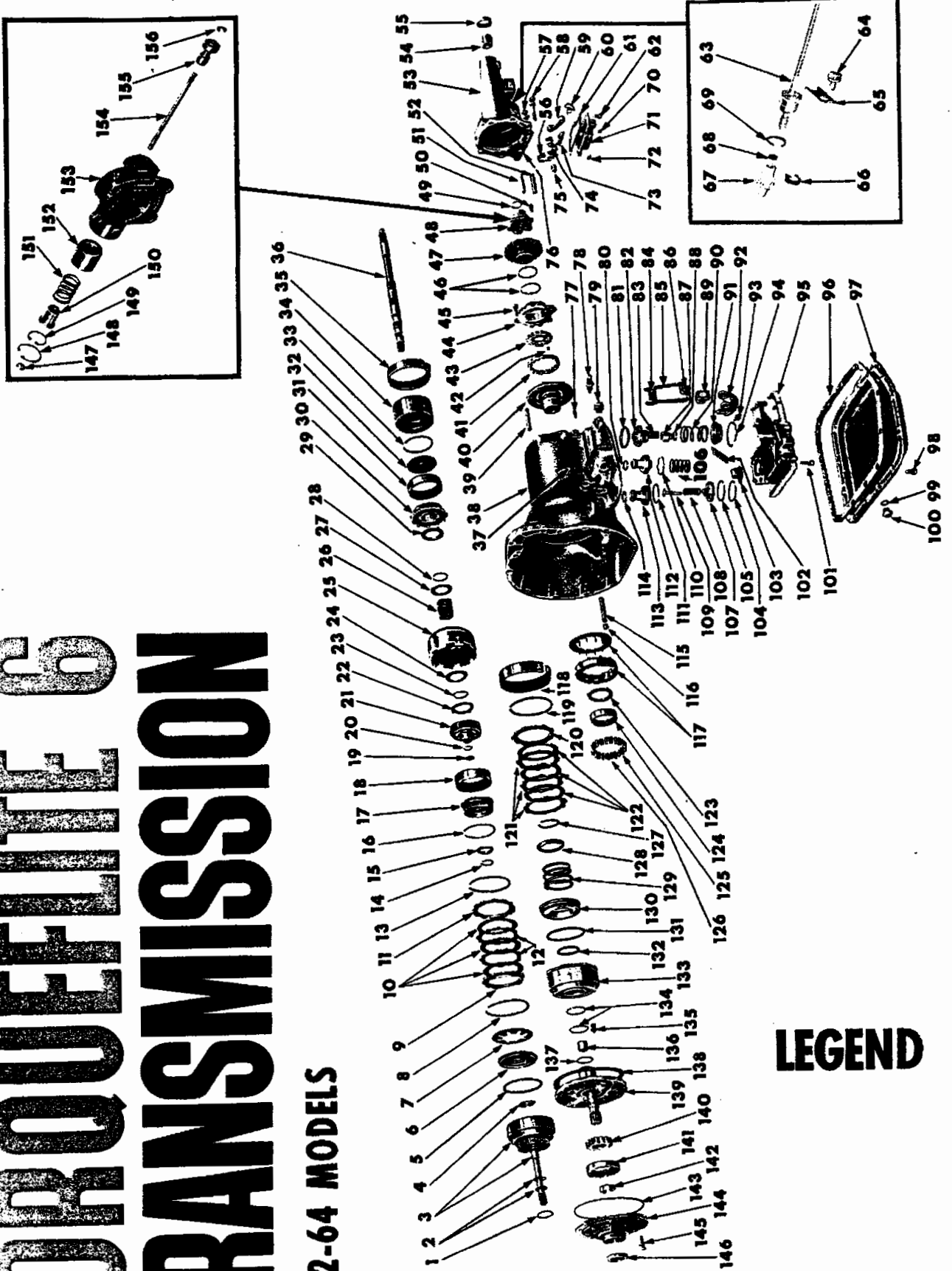
M

1879 506

Package consists of valve spring and throttle valve to repair the throttle valve.

TORQUEFLITE 6 TRANSMISSION

1962-64 MODELS



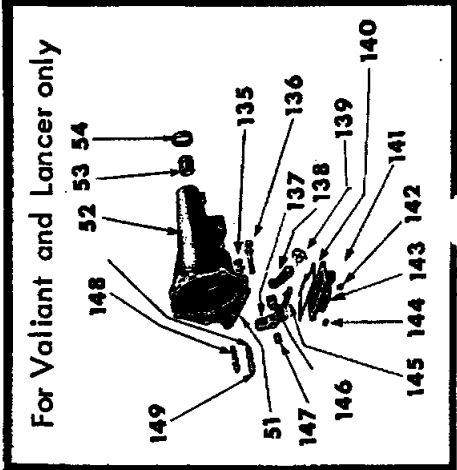
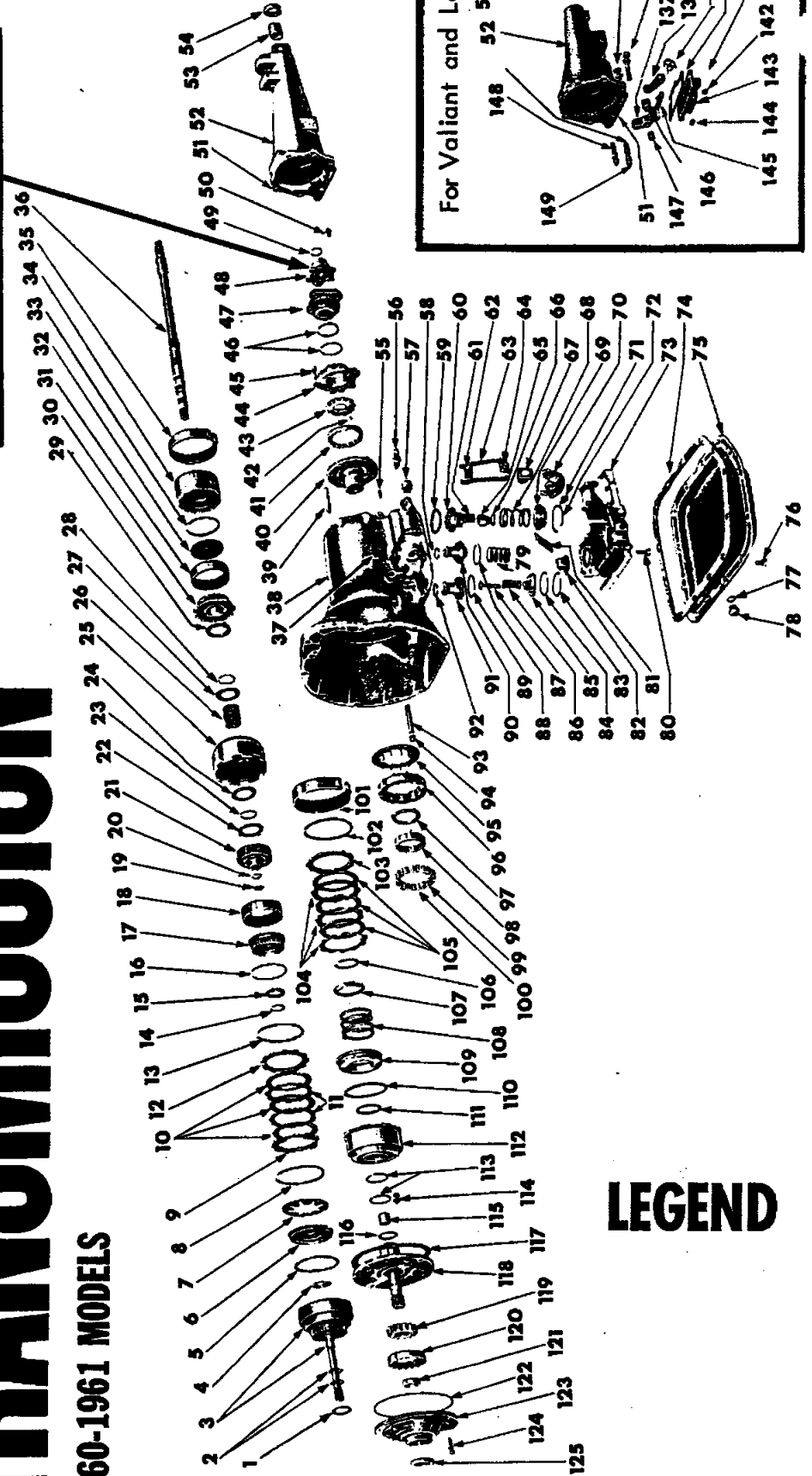
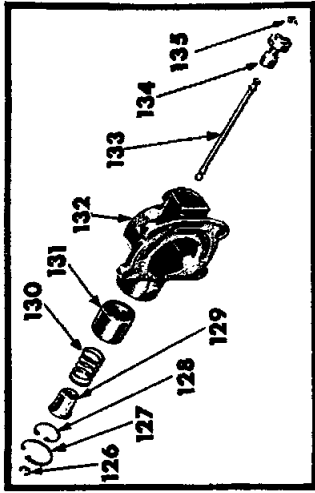
LEGEND

Ref. No.	Name	PAGE NO.			Part Type Code
		32	33	34	
		CONTAINED IN PACKAGE NO.			
1	Washer	2421736-7			21-133-65
2	Ring	1704283			21-129-7
3	Shaft	2196795-8			21-129-5
4	Seal	2240302			21-133-17
5	Seal	2196996			21-133-17
6	Piston	2278523			21-133-15
7	Spring	2279960			21-133-20
8	Snap Ring				21-133-25
9	Plate				21-133-39
10	Disc				21-133-36
11	Plate				21-133-38
12	Plate				21-133-39
13	Snap Ring				21-133-43
14	Snap Ring				21-134-40
15	Washer				21-134-45
16	Snap Ring				21-134-40
17	Support				21-134-36
18	Gear				21-134-38
19	Washer				21-05-35
20	Snap Ring				21-05-19
21	Carrier				21-134-5
22	Washer				21-133-48
23	Ring				21-133-46
24	Plate				21-133-47
25	Shell				21-133-42
26	Gear, Sun				21-133-40
27	Plate				21-133-47
28	Ring				21-133-46
29	Washer				21-133-48
30	Carrier				21-134-5
31	Gear				21-134-38
32	Support				21-134-36
33	Snap				21-134-40
34	Drum				21-136-65
35	Band				21-136-30
36	Shaft				21-05-1
37	Seal				21-139-47
38	Case				21-03-1
39	Shaft				21-136-49
40	Housing				21-118-40
41	Rotor				21-118-7
42	Ball				
43	Rotor				21-118-6
44	Cover				21-118-53
45	Screw				
46	Ring				21-138-38
47	Support				21-138-10
48	Housing				21-138-2
49	Snap Ring				21-138-7
50	Screw				
51	Shaft				4-10-8
52	Bushing				4-10-12
53	Extension				21-04-1
54	Bushing				21-04-11
55	Oil Seal				21-05-12
56	Lever				4-10-7
57	Screw				
58	Screw				
59	Sprag				4-10-10
60	Spring				4-10-11
61	Gasket				4-10-16
62	Screw				
63	Cable				21-84-1
64	Screw				
65	Retainer				21-84-7
66	Clip				21-85-61
67	Pinion				21-85-5
68	Seal				21-85-56
69	Seal				21-84-28
70	Plug				
71	Cover				4-10-15
72	Plug				
73	Adapter				4-10-2
74	Spacer				4-10-9
75	Bearing				4-10-19
76	Gasket				21-04-2
77	Pin				
78	Screw				21-136-17
79	Switch				21-113-24

Ref. No.	Name	PAGE NO.			Part Type Code
		32	33	34	
		CONTAINED IN PACKAGE NO.			
80	Ring	2421736-7			21-137-202
81	Seal	1704283			21-137-50
82	Piston	2196795-8			21-137-35
83	Spring	2240302			21-137-41
84	Anchor	2196996			21-136-41
85	Link	2278523			21-136-44
86	Strut	2279960			21-136-41
87	Plug				21-137-47
88	Snap Ring				21-137-44
89	Lever, Short				21-136-47
90	Spring				21-137-53
91	Retainer				21-137-56
92	Lever				21-136-47
93	Screw				21-136-52
94	Snap Ring				21-137-59
95	Body				21-139-4
96	Gasket				21-119-5
97	Pan				21-119-3
98	Screw				21-119-3
99	Gasket				21-119-12
100	Plug				21-119-11
101	Screw				
102	Strut				21-136-15
103	Lever				21-136-20
104	Snap Ring				21-137-19
105	Ring				21-137-8
106	Spring				21-137-205
107	Guide				21-137-13
108	Spring				21-137-22
109	Rod				21-137-11
110	Ring				21-137-202
111	Ring				21-137-8
112	Piston, Acc				21-137-200
113	Piston, Kdn				21-137-5
114	Ring				21-137-8
115	Shaft				21-136-23
116	Plug				
117	Retainer				21-136-228
118	Band				21-136-5
119	Snap Ring				21-133-43
120	Plate				21-133-39
121	Plate				21-133-38
122	Disc				21-133-36
123	Washer				21-136-237
124	Race				21-136-232
125	Spring				21-136-236
126	Roller				21-136-235
127	Snap Ring				21-133-43
128	Retainer				21-133-22
129	Spring				21-133-20
130	Piston				21-133-15
131	Seal				21-133-17
132	Seal				21-133-17
133	Retainer				21-133-7
134	Ring				21-129-13
135	Screw				
136	Bushing				21-129-23
137	Washer				21-133-65
138	Gasket				21-129-24
139	Shaft w/Sup				21-129-10
140	Rotor				21-118-8
141	Rotor				21-118-6
142	Bushing				21-118-47
143	Oil Seal				21-118-45
144	Housing				21-118-40
145	Screw				21-118-55
146	Oil Seal				21-118-42
147	Snap Ring				21-138-29
148	Snap Ring				21-138-19
149	Snap Ring				21-138-19
150	Weight				21-138-13
151	Spring				21-138-15
152	Weight				21-138-13
153	Body				21-138-2
154	Shaft				21-138-26
155	Valve				21-138-23
156	Snap Ring				21-138-29

TORQUEFLITE 6 TRANSMISSION

1960-1961 MODELS



LEGEND

Ref. No.	Name	PAGE NO.				Part Type Code
		CONTAINED IN				
		PACKAGE NO.				
1	Washer	2421987	32		21-133-65	
2	Seal	1702899			21-129-7	
3	Shaft, Input	2196795	6	33	21-129-5	
4	Seal	2240102			21-133-17	
5	Seal	2196795	6	33	21-133-17	
6	Piston	2196795	6	33	21-133-15	
7	Spring	2196795	6	33	21-133-20	
8	Ring	2196795	6	33	21-133-25	
9	Plate	2196795	6	33	21-133-39	
10	Disc	2196795	6	33	21-133-36	
11	Plate	2196795	6	33	21-133-38	
12	Plate	2196795	6	33	21-133-39	
13	Ring	2196795	6	33	21-133-43	
14	Ring	2196795	6	33	21-134-40	
15	Washer	2196795	6	33	21-134-45	
16	Ring	2196795	6	33	21-134-40	
17	Support	2196795	6	33	21-134-36	
18	Gear	2196795	6	33	21-134-38	
19	Washer	2196795	6	33	21-05-35	
20	Ring	2196795	6	33	21-05-19	
21	Carrier	2196795	6	33	21-134-5	
22	Washer	2196795	6	33	21-133-48	
23	Ring	2196795	6	33	21-133-46	
24	Plate	2196795	6	33	21-133-47	
25	Shell	2196795	6	33	21-133-42	
26	Gear	2196795	6	33	21-133-40	
27	Plate	2196795	6	33	21-133-47	
28	Ring	2196795	6	33	21-133-46	
29	Washer	2196795	6	33	21-133-48	
30	Carrier	2196795	6	33	21-134-5	
31	Gear	2196795	6	33	21-134-38	
32	Support	2196795	6	33	21-134-36	
33	Ring	2196795	6	33	21-134-40	
34	Drum	2196795	6	33	21-136-65	
35	Band	2196795	6	33	21-136-30	
36	Shaft	2196795	6	33	21-05-1	
37	Seal	2196795	6	33	21-139-47	
38	Case	2196795	6	33	21-03-1	
39	Shaft	2196795	6	33	21-136-49	
40	Housing	2196795	6	33	21-118-40	
41	Rotor	2196795	6	33	21-118-7	
42	Ball	2196795	6	33		
43	Rotor	2196795	6	33	21-118-6	
44	Cover	2196795	6	33	21-118-53	
45	Screw	2196795	6	33		
46	Ring	2196795	6	33	21-138-38	
47	Support	2196795	6	33	21-138-10	
48	Housing	2196795	6	33	21-138-2	
49	Ring	2196795	6	33	21-138-7	
50	Screw	2196795	6	33		
51	Gasket	2196795	6	33	21-04-2	
52	Extension	2196795	6	33	21-04-1	
53	Bushing	2196795	6	33	21-04-11	
54	Seal	2196795	6	33	21-05-12	
55	Pin	2196795	6	33		
56	Screw	2196795	6	33	21-136-17	
57	Switch	2196795	6	33	21-113-24	
58	Ring	2196795	6	33	21-137-202	
59	Ring	2196795	6	33	21-137-50	
60	Piston	2196795	6	33	21-137-35	
61	Spring	2196795	6	33	21-137-41	
62	Anchor	2196795	6	33	21-136-41	
63	Link	2196795	6	33	21-136-44	
64	Strut	2196795	6	33	21-136-41	
65	Plug	2196795	6	33	21-137-47	
66	Ring	2196795	6	33	21-137-44	
67	Lever	2196795	6	33	21-136-47	
68	Spring	2196795	6	33	21-137-53	
69	Retainer	2196795	6	33	21-137-56	
70	Lever	2196795	6	33	21-136-47	
71	Screw	2196795	6	33	21-136-52	
72	Ring	2196795	6	33	21-137-59	
73	Body	2196795	6	33	21-139-4	
74	Gasket	2196795	6	33	21-119-5	
75	Pan	2196795	6	33	21-119-3	

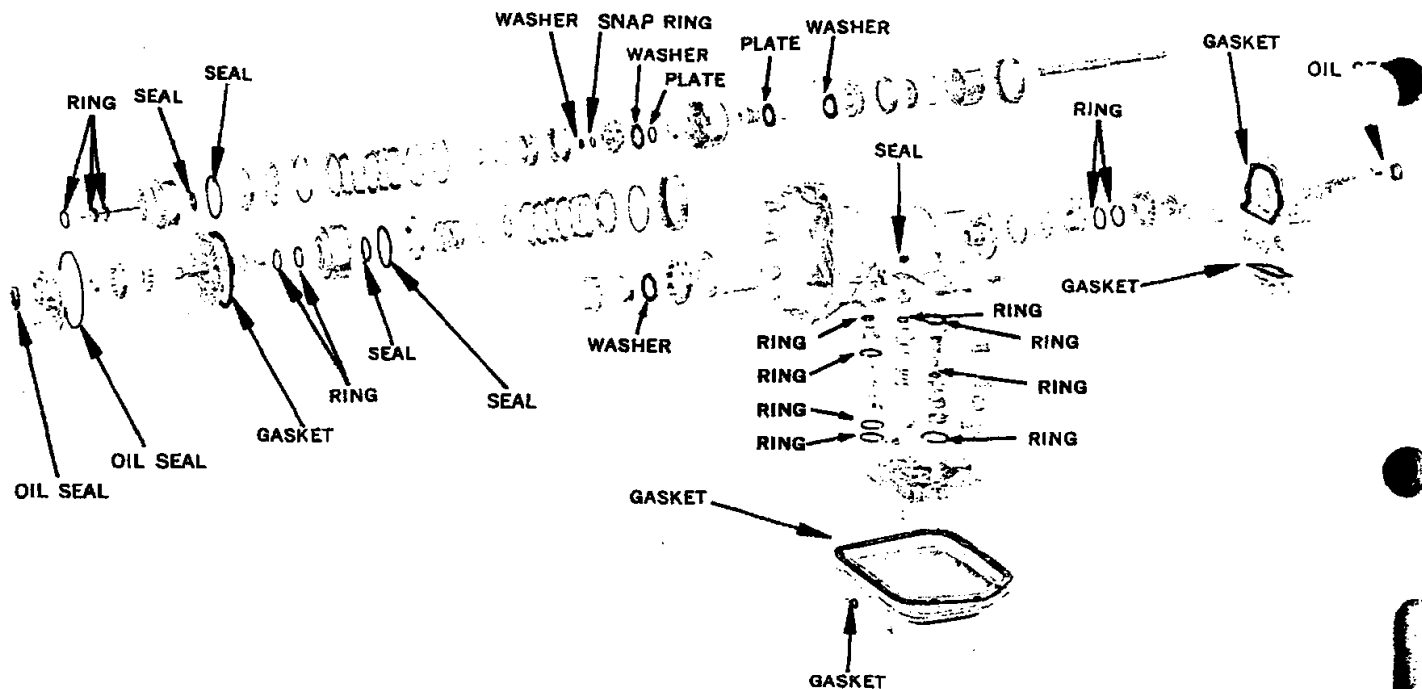
Ref. No.	Name	PAGE NO.				Part Type Code
		CONTAINED IN				
		PACKAGE NO.				
76	Screw	2421987	32		21-119-3	
77	Gasket	1702899			21-119-12	
78	Plug	2196795	6	33	21-119-11	
79	Spring	2196795	6	33	21-137-205	
80	Screw	2196795	6	33		
81	Strut	2196795	6	33	21-136-15	
82	Lever	2196795	6	33	21-136-20	
83	Ring	2196795	6	33	21-137-19	
84	Ring	2196795	6	33	21-137-8	
85	Guide	2196795	6	33	21-137-13	
86	Spring	2196795	6	33	21-137-22	
87	Rod	2196795	6	33	21-137-11	
88	Ring	2196795	6	33	21-137-202	
89	Ring	2196795	6	33	21-137-8	
90	Piston	2196795	6	33	21-137-200	
91	Piston	2196795	6	33	21-137-5	
92	Ring	2196795	6	33	21-137-8	
93	Shaft	2196795	6	33	21-136-23	
94	Plug	2196795	6	33		
95	Retainer	2196795	6	33	21-03-1	
96	Cam	2196795	6	33	21-03-1	
97	Washer	2196795	6	33	21-136-237	
98	Race	2196795	6	33	21-136-232	
99	Spring	2196795	6	33	21-136-236	
100	Roller	2196795	6	33	21-136-235	
101	Band	2196795	6	33	21-136-5	
102	Ring	2196795	6	33	21-133-43	
103	Plate	2196795	6	33	21-133-39	
104	Plate	2196795	6	33	21-133-38	
105	Disc	2196795	6	33	21-33-36	
106	Ring	2196795	6	33	21-133-43	
107	Retainer	2196795	6	33	21-133-22	
108	Spring	2196795	6	33	21-133-20	
109	Piston	2196795	6	33	21-133-15	
110	Seal	2196795	6	33	21-133-17	
111	Seal	2196795	6	33	21-133-17	
112	Retainer	2196795	6	33	21-133-7	
113	Ring	2196795	6	33	21-129-13	
114	Screw	2196795	6	33		
115	Bushing	2196795	6	33	21-129-23	
116	Washer	2196795	6	33	21-133-65	
117	Gasket	2196795	6	33	21-129-24	
118	Shaft, /Support	2196795	6	33	21-129-10	
119	Rotor	2196795	6	33	21-118-6	
120	Rotor	2196795	6	33	21-118-6	
121	Bushing	2196795	6	33	21-118-47	
122	Seal	2196795	6	33	21-118-45	
123	Housing	2196795	6	33	21-118-40	
124	Screw	2196795	6	33	21-118-55	
125	Seal	2196795	6	33	21-118-42	
126	Ring	2196795	6	33	21-138-29	
127	Ring	2196795	6	33	21-138-19	
128	Ring	2196795	6	33	21-138-19	
129	Weight	2196795	6	33	21-138-13	
130	Spring	2196795	6	33	21-138-15	
131	Weight	2196795	6	33	21-138-13	
132	Body	2196795	6	33	21-138-2	
133	Shaft	2196795	6	33	21-138-26	
134	Valve	2196795	6	33	21-138-23	
135	Ring	2196795	6	33	21-138-29	
136	Screw	2196795	6	33		
137	Screw	2196795	6	33		
138	Lever	2196795	6	33	4-10-7	
139	Sprag	2196795	6	33	4-10-10	
140	Spring	2196795	6	33	4-10-11	
141	Gasket	2196795	6	33	4-10-16	
142	Screw	2196795	6	33		
143	Plug	2196795	6	33		
144	Cover	2196795	6	33	4-10-15	
145	Plug	2196795	6	33		
146	Adapter	2196795	6	33	4-10-2	
147	Spacer	2196795	6	33	4-10-9	
148	Bearing	2196795	6	33	4-10-19	
149	Shaft	2196795	6	33	4-10-8	
150	Bushing	2196795	6	33	4-10-12	

PARTS INDICATED BY NAME ONLY - ORDER BY DESCRIPTION

1960-61 MODELS TORQUEFLITE 6

TORQUEFLITE 6

PARTS PACKAGES



COMPLETE SEAL AND GASKET PACKAGE

APPLICATION	CODE	PART NO.
1960-64 All 6 Cylinder Models (Up to Transmission No. 523930)	V	2421 736
(After Transmission No. 523930)	V	2421 737

Package consists of all gaskets and seals required for complete overhaul of transmission.

SWITCH



NEUTRAL STARTER SWITCH PACKAGE

APPLICATION

CODE

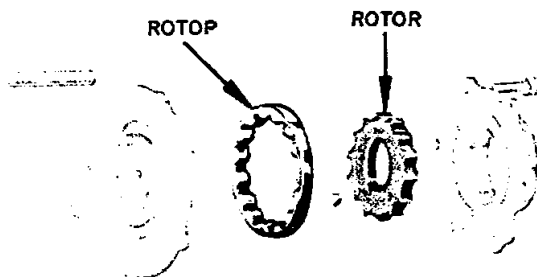
PART NO.

1960-64 All 6 Cyl. Models

V

1704 283

Package consists of parts required to replace neutral starter switch.



REAR OIL PUMP ROTOR PACKAGE

APPLICATION

CODE

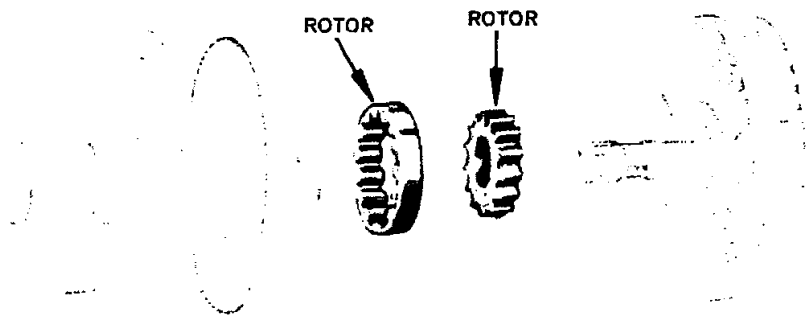
PART NO.

1960-64 All 6 Cyl. Models

F

2196 795

Package consists of 2 rotors to repair rear rotor pump.



FRONT OIL PUMP ROTOR PACKAGE

APPLICATION

CODE


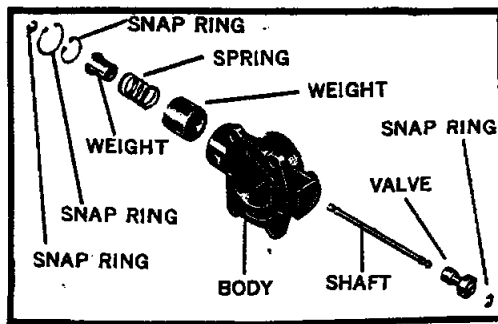
PART NO.

1960 Plymouth 6, Dodge Dart 6, Valiant
to engine number P-17-1-18, P-22-1-18.
After engine number P-17-1-18, P-22-1-18.

M
F
F

2196 796
2240 302
2240 302

Package consists of 2 rotors to repair front rotor pump.



GOVERNOR REPAIR PACKAGE

APPLICATION

CODE

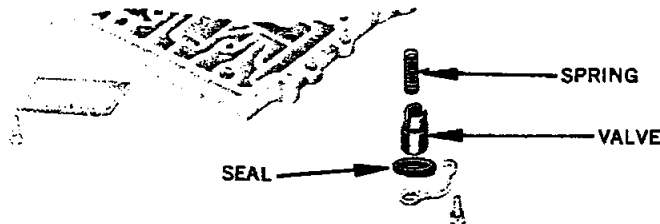
PART NO.

1960-64 6 Cylinder Models

M

2196 998

Package consists of parts to repair torqueflite governor



VALVE PACKAGE REVERSE BLOCKER

APPLICATION

CODE

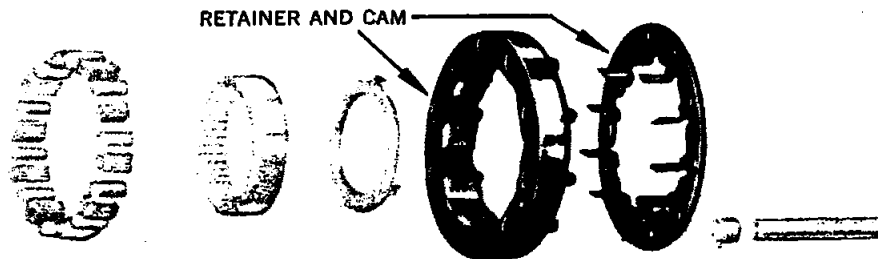
PART NO.

1961-64 6 Cylinder Models

F

2275 523

Package consists of seal valve and spring.



CAM AND RETAINER PACKAGE

APPLICATION

CODE

PART NO.

1961-64 6 Cylinder Models

M

2279 960

Package consists of cam and retainer.

TRANSMISSION PARTS PACKAGES


PRICE SYMBOL	STOCK CODE	PART NO.	FACTORY RETAIL PRICE AT FACTORY	PRICE SYMBOL	STOCK CODE	PART NO.	FACTORY RETAIL PRICE AT FACTORY
1A	V	1450 209	\$ 14.80	1A	F	2240 302	7.65
1A	P	1643 118	3.55	1A	P	2240 332	3.45
1A	V	1643 243	11.50	1A	P	2275 496	6.25
1A	V	1643 259	16.20	1A	M	2275 497	7.65
1A	F	1653 463	15.50	1A	V	2275 498	9.60
1A	P	1653 464	15.50	1A	F	2275 523	.75
1A	V	1704 283	1.50	1A	M	2279 960	10.50
0A	V	1752 606	5.35	1A	P	2298 514	9.60
1A	V	1843 229	7.90	H		2298 923	.80
1A	M	1843 231	3.45	1A	M	2298 924	3.40
H		1843 314	.60	1A	V	2298 926	2.95
H		1843 315	3.00	1A	P	2298 944	4.85
0A	P	1843 435	7.85	1A	P	2298 945	4.65
0A	M	1879 489	21.25	1A	V	2400 124	3.65
1A	M	1879 506	1.95	X	D	2421 377	9.60
H		1879 514	38.40	1A	V	2421 727	26.00
H		1879 515	72.00	1A	V	2421 728	28.50
H		1879 516	132.00	1A	V	2421 729	10.25
B	P	1879 746	32.95	1A	V	2421 730	24.50
1A	V	1881 799	13.25	1A	V	2421 731	24.50
0A	V	2084 582	9.35	1A	F	2421 732	4.95
1A	P	2084 601	14.75	1A	F	2421 733	4.95
1A	F	2084 602	14.75	1A	V	2421 734	13.50
X	D	2084 603	14.75	1A	V	2421 736	15.65
1A	P	2084 604	14.75	1A	V	2421 737	15.65
1A	F	2196 795	6.25	1A	V	2495 037	13.50
1A	M	2196 796	7.65	1A	P	2495 091	14.50
1A	M	2196 998	9.60	X	D	2525 441	13.50
1A	V	2205 327	2.90				

NO FEDERAL MANUFACTURERS' EXCISE TAX IS TO BE ADDED TO ANY OF THE FOREGOING PRICES.

ALL PRICES AND SPECIFICATIONS ARE SUBJECT TO CHANGE WITHOUT NOTICE.

The Factory Retail prices listed herein are supplied merely as trade information. Distributors, Wholesalers, Dealers or other persons handling the products listed herein are not required to follow all or any such prices, it being expressly understood that they are absolutely unrestricted in such respects.

PARTS DIVISION



CHRYSLER
MOTORS CORPORATION