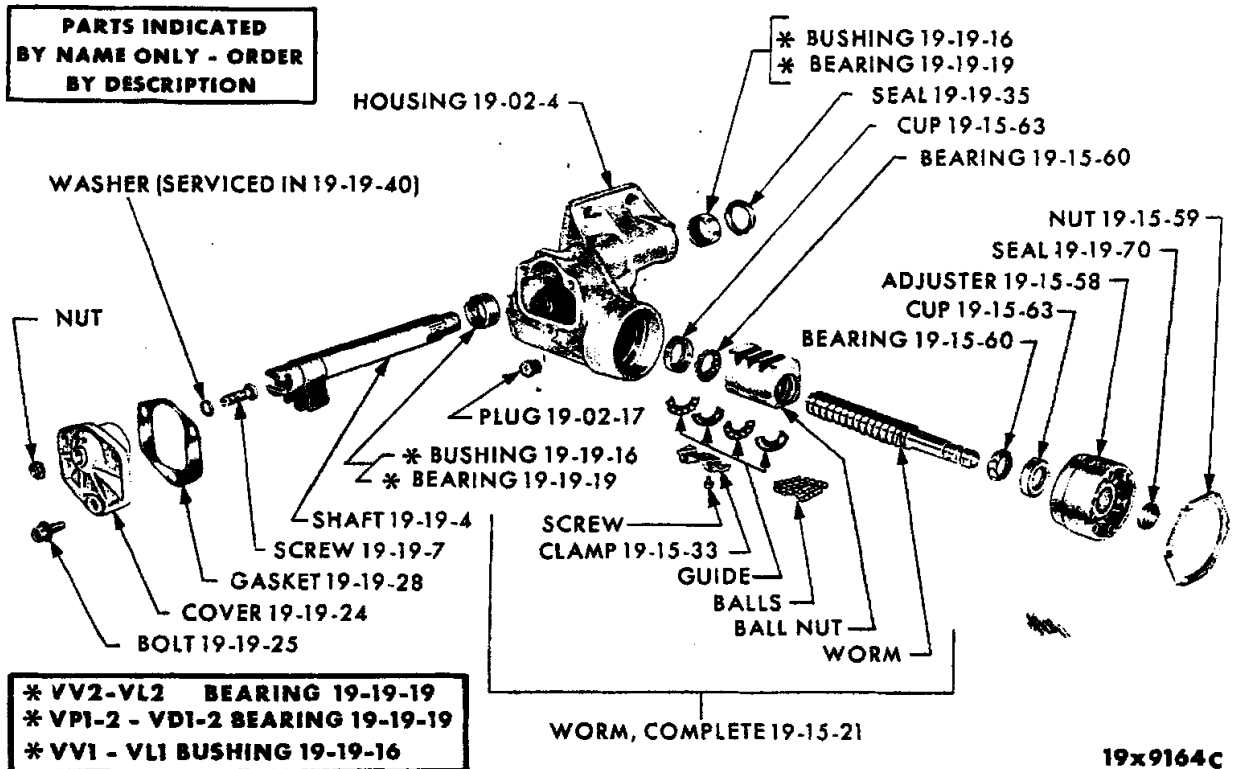
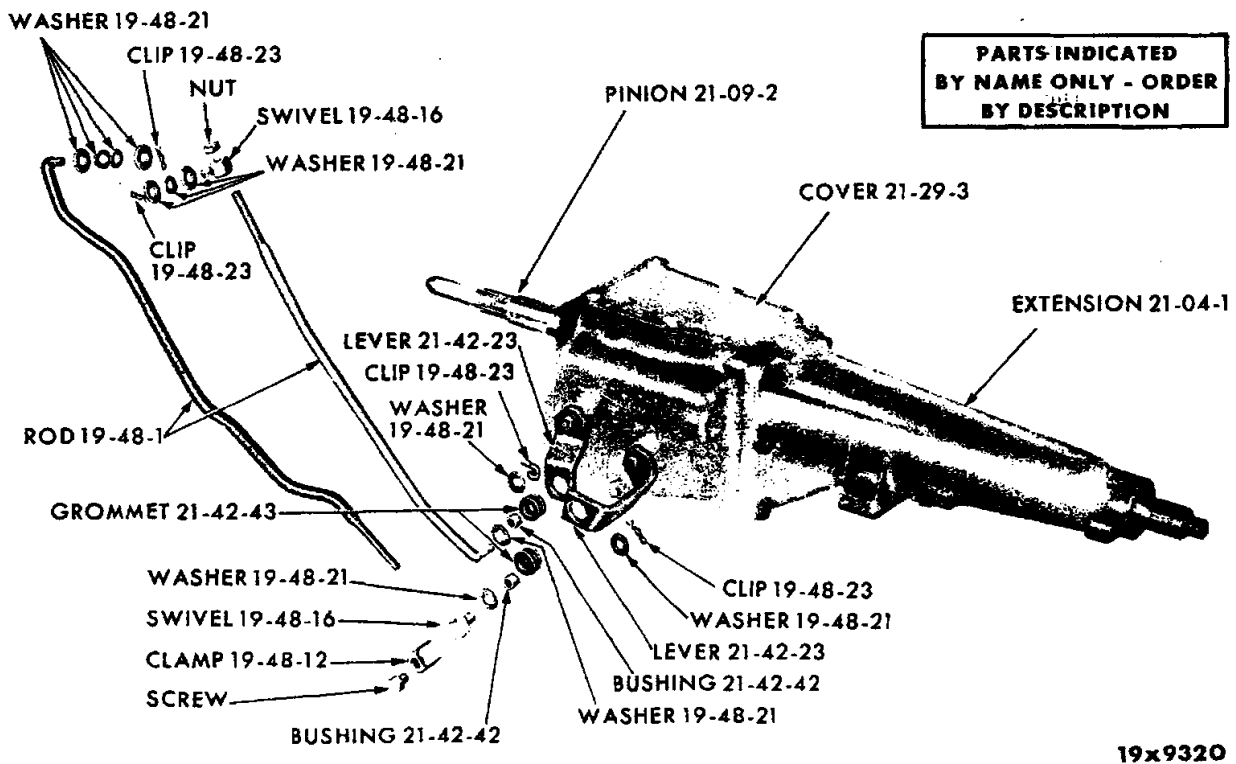


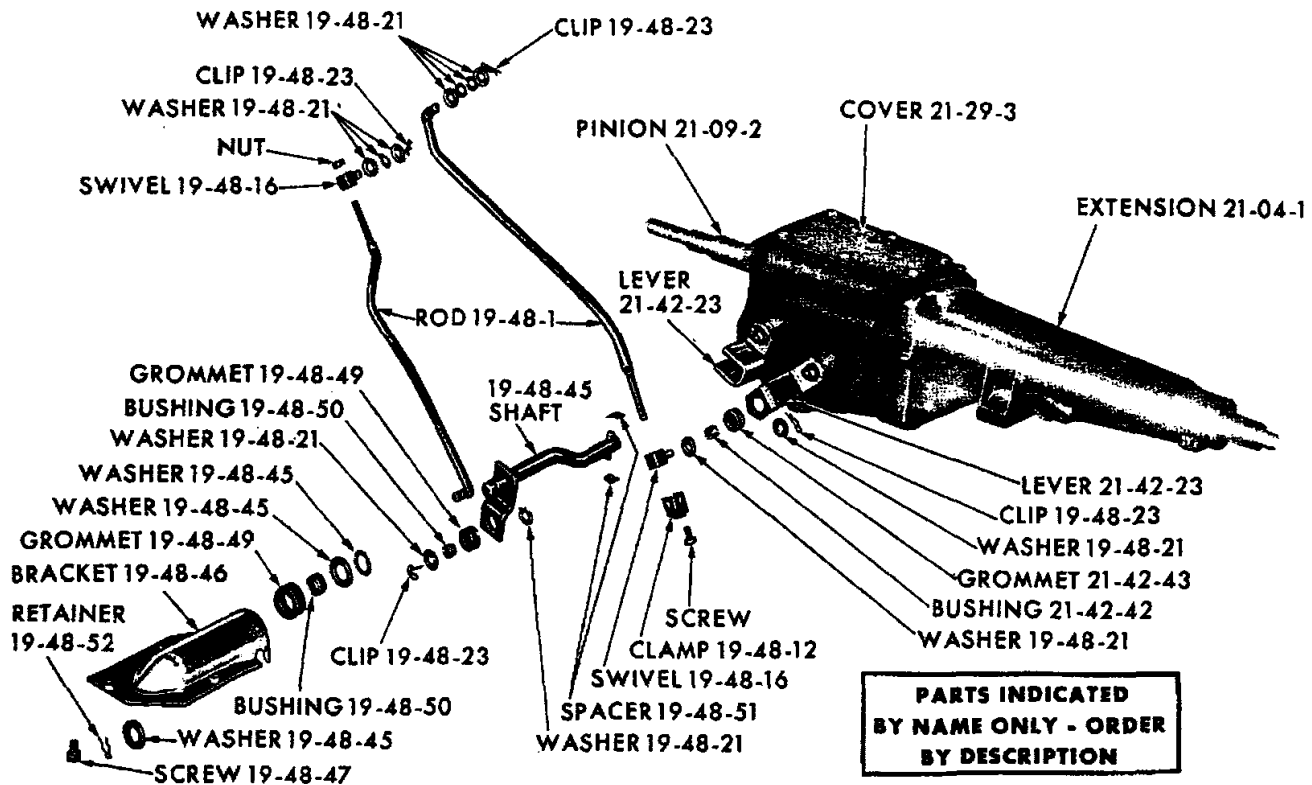
GROUP 19 - STEERING



MANUAL STEERING GEAR - VALIANT VV1-2, DART VL1-2, PLYMOUTH VP1-2 AND DODGE VD1-2

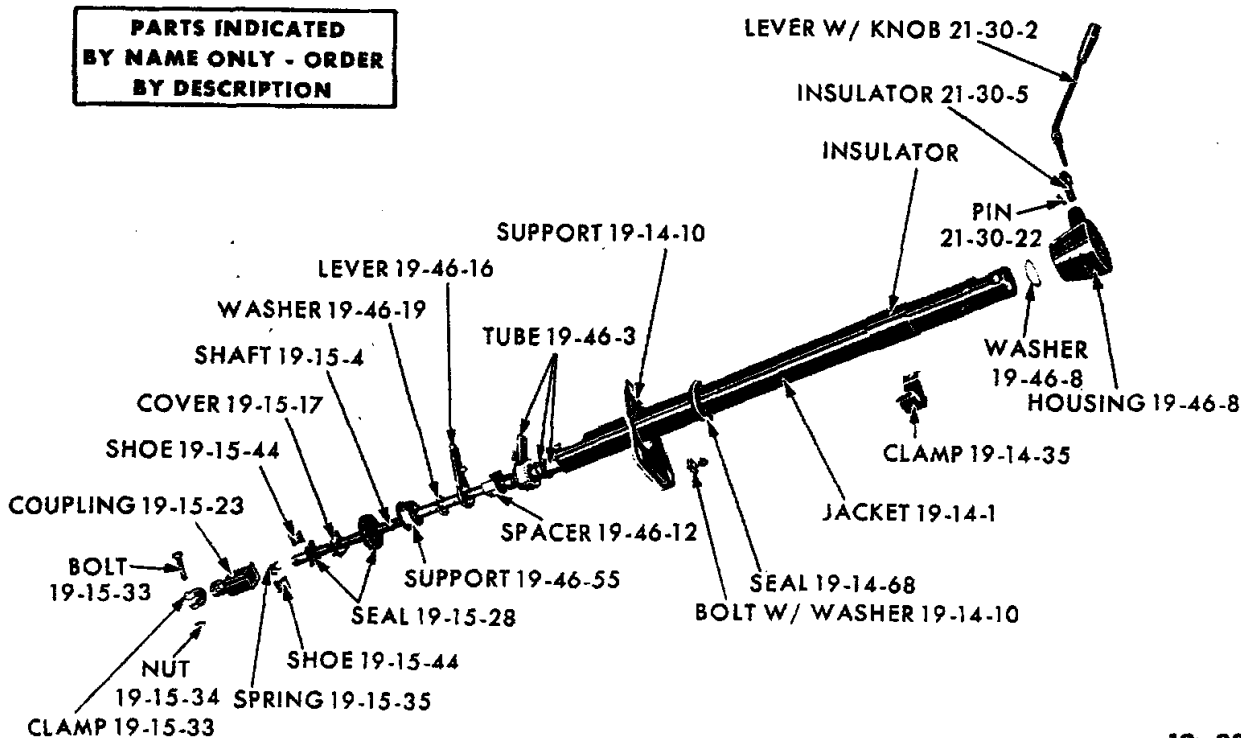


GEARSHIFT CONTROLS (MANUAL 3 SPEED TRANSMISSION) - VALIANT VV1-2 AND DART VL1-2



19x9319

GEARSHIFT CONTROLS (MANUAL 3 SPEED TRANSMISSION) - PLYMOUTH VP1-2 AND DODGE VD1-2



19x9318B

STEERING COLUMN TRANSMISSION SHIFT LINKAGE - VALIANT VV1-2,
DART VL1-2, PLYMOUTH VP1-2 AND DODGE VD1-2

CODE	PART NAME AND DESCRIPTION	CYL	PER CAR	VALIANT DART	PLYMOUTH DODGE	CHRYSLER IMPERIAL
------	---------------------------	-----	---------	--------------	----------------	-------------------

STANDARD STEERING

19-01-0 STEERING GEAR ASSEMBLY

19-01-3	REPAIR PACKAGE	6	1	2279 955		
	Except VA3	8	1	2279 954	2279 954	
	VA3, VC1	8	1	----	2196 995	2196 995
19-01-8	CHUCK, except VA3		1	2267 566	2267 566	
	VA3, VC1	8	1	----	2201 622	2201 622
	BOLT, w/WASHER		3	6025 063	6025 063	
19-01-12	BOLT, Housing to Frame, 4 1/2" x 7/16", VA3, VC1	8	2	----	2201 621	2201 621
	4 5/8" x 7/16", VA3, VC1	8	1	----	2201 620	2201 620
19-01-24	SPACER, Frame Bolt, VA3, VC1	8	1	----	1733 218	1733 218
	VA3, VC1	8	1	----	1734 511	1734 511

19-02-0 STEERING GEAR HOUSING

19-02-4	HOUSING, except VA3		1	2127 099	2127 099	
	VA3, VC1	8	1	----	2200 719	2200 719
	SCREW, w/WASHER		3	E6025 677	E6025 677	
19-02-17	PLUG, Oil Filler, VC1		1	1673 974	1673 974	1673 974
19-02-18	WASHER, Housing Bracket Bolt Coned, except VA3		3	1531 725	1531 725	
	Housing to Frame Bolt, 1 7/8" dia., VA3, VC1	8	1	----	562 704	562 704
	1 1/4" dia., VA3, VC1	8	5	----	566 170	566 170

19-04-0 STEERING GEAR HOUSING COVER

19-04-1	COVER, VA3, VC1	8	1	----	2201 237	2201 237
19-04-5	SCREW, Cover, VA3, VC1	8	4	----	1134 479	1134 479
19-04-13	SHIM, .003" thk., VA3, VC1	8	★	----	1123 313	1123 313
	.006" thk., VA3, VC1	8	★	----	620 180	620 180
	.011" thk., VA3, VC1	8	★	----	620 181	620 181
	.0275" thk., VA3, VC1	8	★	----	1856 992	1856 992

19-14-0 STEERING GEAR COLUMN JACKET

19-14-1	JACKET, w/Auto. and Floor Shift Trans., except VA3		1	2265 621	2265 621	
	w/Manual Trans., approx. 31 13/16" lgh.	8	1	2265 670		
	w/Manual Trans., approx. 30" lgh.	6	1	2405 612		
	w/Manual Trans.	8	1	2405 612		
	w/Manual Trans., except VA3		1	----	2265 670	
	VA3	8	1	----	2405 230	
	VC1	8	1	----	----	2266 752
19-14-4	BEARING, VC1		1	2265 656	2265 656	2265 656
19-14-10	SUPPORT, Column Jacket		1	2405 596		
	Except VA3		1	----	2265 693	
	Instrument Panel Steering Column to Pedal Bracket, except VA3		1	----	2217 706	
	Extension, Instrument Panel Steering Column to Pedal Bracket Support, except VA3		1	----	2491 867	
	BOLT, w/WASHER, Plate, except VA3		3	----	6024 486	
	"O" RING, Column Jacket		1	6024 272		

★ Indicates use as required.

Numerals in parentheses () refer to notes.

Printed in U.S.A.

☐ Indicates parts not listed in any previous parts book.

Prices and specifications subject to change without notice.

* Indicates change or addition.

1964 PASSENGER CAR PARTS CATALOG

STEERING

CODE	PART NAME AND DESCRIPTION	CYL	PER CAR	VALIANT DART	PLYMOUTH DODGE	CHRYSLER IMPERIAL
------	---------------------------	-----	---------	--------------	----------------	-------------------

STANDARD STEERING

19-14-0 STEERING GEAR COLUMN JACKET - Cont'd

19-14-16	SNAP RING, Bearing, Upper, VC1		1	6023 044	6023 044	6023 044
	Bearing, Lower, VC1		1	6023 045	6023 045	6023 045
19-14-21	HOUSING, Shaft Bearing, VC1		1	2265 653	2265 653	2265 653
	BOLT		2	6023 036	6023 036	6023 036
19-14-23	PLATE, Shaft Bearing Retainer, VC1		1	2265 654	2265 654	2265 654
	PLATE, Jacket Support, Upper		1	2405 598		
	SCREW		3	6023 088	6023 088	6023 088
19-14-24	COVER, Shaft Bearing Housing, w/Auto. and Floor Shift Trans., VC1		1	2265 622	2265 622	2265 622
	SCREW		2	9414 711	9414 711	
19-14-35	CLAMP, Column	6	1	2162 522		
	Column to Pedal Bracket Support Extension, except VA3.		1	----	2570 129	
	Instrument Panel Steering Column, Upper, except VA3.		1	----	2571 409	
	Instrument Panel Steering Column, Lower, except VA3.		1	----	2571 411	
	Column, VA3	8	1	----	2218 264	
	Instrument Panel Steering Column, VC1	8	1	----	----	2292 027
	Column Jacket, VA3, VC1	8	1	----	2200 738	2200 738
	STUD, Instrument Panel Steering Column Clamp to Lower Reinforcement, VP1, VP2, VD1, VD2 .		2	----	6024 574	
19-14-38	INSULATOR, Column Shaft Bearing, VC1		1	2265 658	2265 658	2265 658
	Column Jacket, VC1		1	2162 480	2162 480	2162 480
19-14-42	BUSHING, Column Jacket Seal, VA3, VC1	8	1	----	2201 624	2201 624
19-14-68	SEAL, Column Jacket, except VA3		1	----	2265 697	
	VA3, VC1	8	1	----	2201 234	2201 234

19-15-0 STEERING GEAR TUBE AND COUPLING

19-15-4	SHAFT, w/PIN		1	2266 683		
	Except VA3		1	----	2266 681	
	w/HUB, VA3, VC1	8	1	----	2405 227	2401 226
	w/Police Cars, VP1, VP2, VD1, VD2		1	----	2405 610	
	WASHER		1	E6025 671	E6025 671	E6025 671
19-15-17	COVER, Column Shaft Coupling, except VA3		1	2266 708	2266 708	
19-15-19	FLANGE, Column Shaft, Lower, w/Police Cars, VP1, VP2, VD1, VD2		1	----	2405 582	
19-15-20	HORN GROUND, Column Coupling, VA3, VC1	8	1	----	2207 843	2207 843
	Column Shaft Coupling, w/Police Cars, VP1, VP2, VD1, VD2		1	----	2497 251	
19-15-21	WORM, w/Ball NUT, except VA3		1	E2267 454	E2267 454	*2127 017

★ Indicates use as required.

Numerals in parentheses () refer to notes.

Printed in U.S.A.

E Indicates parts not listed in any previous parts book.

Prices and specifications subject to change without notice.

March 15, 1965 Supersedes March 16, 1964.

Page 19-4

* Indicates change or addition.

CODE	PART NAME AND DESCRIPTION	CYL	PER CAR	VALIANT DART	PLYMOUTH DODGE	CHRYSLER IMPERIAL
------	---------------------------	-----	---------	--------------	----------------	-------------------

STANDARD STEERING

19-15-0 STEERING GEAR TUBE AND COUPLING - Cont'd

19-15-23	COUPLING, w/PLUG, Column Shaft, w/High Point of Teeth dia. .710/.714	6	1	2266 685		
	w/High Point of Teeth dia. .695/.698.	6	1	2405 622		
	Except VA3, w/High Point of Teeth dia. .710/.714	8	1	2467 844		
	Except VA3, w/High Point of Teeth dia. .695/.698		1	----	2266 685	
	w/Police Cars, VP1, VP2, VD1, VD2		1	----	2405 622	
	BOLT.	6	1	6023 246	2405 584	
	BOLT.	8	1	6025 257		
	BOLT		1		6023 246	
	NUT		1	6023 022	6023 022	
	SCREW, w/WASHER, w/Police Cars, VP1, VP2, VD1, VD2		4	----	6022 245	
19-15-28	SEAL, Column Shaft, except VA3		1	2266 738	2266 738	
	Column Shaft Coupling, except VA3		1	2266 707	2266 707	
19-15-30	NUT, Shaft Coupling Bolt, except VA3		1	6023 022	6023 022	
19-15-33	CLAMP, Column Shaft Coupling	6	1	2265 613		
	Except VA3		1	----	2265 613	
19-15-35	SPRING, Column Shaft Coupling, except VA3		1	2266 737	2266 737	
19-15-44	SHOE, Column Shaft Coupling, except VA3		2	2266 736	2266 736	
19-15-47	OIL SEAL, Worm Shaft, VA3, VC1	8	1	----	2200 730	2200 730
19-15-48	HUB, Column Worm Shaft, VA3, VC1	8	1	----	2260 484	2260 484
19-15-58	ADJUSTER, Worm Thrust Bearing, except VA3		1	2127 146	2127 146	
19-15-59	NUT, Worm Adjuster Lock, except VA3		1	2267 192	2267 192	
19-15-60	BEARING, Worm Thrust, except VA3		2	2072 060	2072 060	
	Cage and Roller, VA3, VC1	8	2	----	640 086	640 086
19-15-63	CUP, Worm Thrust Bearing, except VA3		2	2127 097	2127 097	
	Worm Thrust Bearing Upper, VA3, VC1	8	1	----	376 751	376 751
	Worm Thrust Bearing Lower, VA3, VC1	8	1	----	2225 805	2225 805
19-15-109	DISC, Column Flex Joint, VA3, VC1	8	1	----	2207 958	2207 958
19-15-110	BOLT, Column Coupling, VA3, VC1	8	2	----	1857 003	1857 003
	Column Coupling Drive, VA3, VC1	8	2	----	1857 001	1857 001
19-15-111	PLATE, Column Coupling Flex Joint, VA3, VC1	8	4	----	1857 004	1857 004

19-19-0 STEERING GEAR SHAFT AND ROLLER TOOTH ASSEMBLY

19-19-4	SHAFT, except VA3		1	2127 104	2127 104	
	w/Roller TOOTH, VA3, VC1	8	1	----	2201 612	2201 612
19-19-5	SNAP RING, Shaft, VA3, VC1	8	1	----	2126 978	2126 978
19-19-7	SCREW, Shaft Adjusting, except VA3		1	2267 178	2267 178	
	VA3, VC1	8	1	----	682 905	682 905

★ Indicates use as required.

Numerals in parentheses () refer to notes.

Printed in U.S.A.

⊠ Indicates parts not listed in any previous parts book.

Prices and specifications subject to change without notice.

* Indicates change or addition.

CODE	PART NAME AND DESCRIPTION	CYL	PER CAR	VALIANT DART	PLYMOUTH DODGE	CHRYSLER IMPERIAL
------	---------------------------	-----	---------	--------------	----------------	-------------------

STANDARD STEERING

19-19-0 STEERING GEAR SHAFT AND ROLLER TOOTH ASSEMBLY - Cont'd

19-19-16	BUSHING, Shaft	6	2	2267 128		
	SNAP RING, Upper	6	1	6024 333		
	SNAP RING, Lower	6	1	6023 045		
19-19-19	BEARING, Shaft	8	3	2126 890		
	BEARING, Shaft, except VA3		3	----	2126 890	
	Housing Shaft, Upper, VA3, VC1	8	1	----	2123 169	2123 169
	Housing Shaft, Lower, VA3, VC1	8	1	----	2123 170	2123 170
	SNAP RING, Upper, VC1		1	----	6024 333	6024 333
	SNAP RING, Lower, VC1		1	----	6023 045	6023 045
	BOLT		2	----	6023 036	6023 036
19-19-24	COVER, Shaft, except VA3		1	2267 152	2267 152	
	VA3, VC1	8	1	----	1829 128	1829 128
19-19-25	BOLT, w/WASHER, Shaft Cover, except VA3		3	6025 063	6025 063	
	SCREW, Shaft Cover, VA3, VC1	8	4	----	1188 668	1188 668
	SCREW, Housing Cover, VA3, VC1	8	4	----	1134 479	1134 479
19-19-28	GASKET, Shaft Cover, except VA3		1	2127 108	2127 108	
	VA3, VC1	8	1	----	1738 206	1738 206
19-19-35	OIL SEAL, Shaft, except VA3		1	2127 154	2127 154	
	VA3, VC1		1	----	1730 985	1730 985
19-19-40	WASHER PACKAGE, Shaft Adjusting Screw, except VA3		1	2279 961	2279 961	
	WASHER, Shaft Thrust, VA3, VC1	8	1	----	1329 092	1329 092
19-19-70	SEAL, Worm Shaft, except VA3		1	2267 156	2267 156	
19-27-0 STEERING GEAR ARM AND IDLER ARM						
19-27-2	ARM, Link Gear		1	2072 573		
	Except VA3		1	----	1858 017	
	VA3, VC1	8	1	----	1824 941	1824 941
19-27-8	NUT, Link Gear Arm End Cross Shaft, VC1		1	1392 770	1392 770	1392 770
19-27-31	ARM, Link Idler		1	2072 577		
	Except VA3		1	----	1858 067	
	VA3, VC1	8	1	----	2208 080	2208 080
	BOLT, VA3, VC1	8	1	----	6023 630	6023 630
19-27-33	BRACKET, Front Suspension Crossmember Steering Linkage Idler Arm		1	2401 053		
	Except VA3		1	----	2401 051	
	BRACKET, Frame Steering Linkage Idler Arm VA3, VC1	8	1	----	2401 074	2401 074
19-27-40	SEAL, Idler Arm End		1	1857 748		
	Except VA3		1	----	1670 299	
	Idler Arm Bracket Stud		1	1857 748		
	Except VA3		1	----	1670 299	
19-27-45	BOLT, Linkage Idler Arm, VA3, VC1	8	1	----	6023 630	6023 630
19-27-50	LINK, Center		6	2072 571		
	Except VA3		8	2269 359		
	VA3, VC1	8	1	----	1858 015	
		8	1	----	2208 086	2208 086

★ Indicates use as required.

⊠ Indicates parts not listed in any previous parts book.

March 15, 1965 Supersedes March 16, 1964.

Numerals in parentheses () refer to notes.

Prices and specifications subject to change without notice.

* Indicates change or addition.

Printed in U.S.A.

CODE	PART NAME AND DESCRIPTION	CYL	PER CAR	VALIANT DART	PLYMOUTH DODGE	CHRYSLER IMPERIAL
------	---------------------------	-----	---------	--------------	----------------	-------------------

STANDARD STEERING

19-27-O STEERING GEAR ARM AND IDLER ARM - Cont'd

19-27-55	SEAL, Steering Link Idler Arm Bracket Stud.		1	----	1670 299	
	SEAL, Linkage Center Link, VA3, VC1	8	1	----	1670 299	1670 299

19-30-O STEERING WHEEL

19-30-4	WHEEL, Blue, w/Trim Codes, H1B, H4B, L1B, L4B, L5B, P4B		1	4006 VB6		
	Red, w/Trim Codes, H1R, H4R, L1R, L4R, L5R, P4R, P5R		1	4006 TR6		
	Tan, w/Trim Codes, H1T, H4T, L1T, L4T, L5T, P4T		1	4006 VT6		
	Turquoise, w/Trim Codes, H1Q, H4Q, L1Q, L5Q		1	4006 VQ6		
	Black, w/Trim Code P4X		1	4006 VX9		
	Yellow Tan, w/Trim Codes P5B, P5R, P5X, P5Y, w/Model VV1, VV2 Barracuda		1	4016 VTT		
	Yellow Gold, w/Trim Code P4Y, w/Model L1-P, L2-P		1	4006 VY5		
	Blue, w/Horn Button, w/Trim Codes, F1B, L1B, L4B, L5B, w/Model VP1-L, VP2-L		1	----	4001 VB5	
	Red, w/Horn Button, w/Trim Codes, F1R, L1R, L4R, L5R, w/Model VP1-L, VP2-L		1	----	4001 VR6	
	Yellow Tan, w/Horn Button, w/Trim Codes, F1T, L1T, L4T, L5T, w/Model VP1-L, VP2-L		1	----	4001 VT5	
	Black, w/Horn Button, w/Trim Codes F2A, F8A, L2A, L8A, T8A, w/Model VP1-L, VP2-L		1	----	4001 VX9	
	White, w/Horn Button, w/Trim Codes All, w/Models VP1-L, VP2-L		1	----	4001 VW4	
	Red, w/Partial Horn Ring, w/Trim Codes H1R, H4R, M1R, M4R, M5R, w/Models VP1-M-H, VP2-M-H		1	----	4003 VR6	
	Yellow Tan, w/Partial Horn Ring, w/Trim Codes H1T, H4T, M1T, M4T, M5T, w/Models VP1-M-H, VP2-M-H		1	----	4003 VT5	
	Turquoise, w/Partial Horn Ring, w/Trim Codes H1Q, H4Q, M1Q, M4Q, w/Models VP1-M-H, VP2-M-H		1	----	4003 VQ7	
	Red Tan, w/Partial Horn Ring, w/Trim Codes H1U, H4U, w/Model VP1-H, VP2-H		1	----	4003 VU5	
	Black, w/Partial Horn Ring, w/Trim Codes H4X, K1B, K1R, K1T, K4B, K4R, K4T, K2A, K8A, M8A, w/Models VP1-M-H, VP2-M-H		1	----	4003 VX9	
	Blue, w/Partial Horn Ring, w/Trim Codes H1B, H4B, M1B, M4B, M5B, w/Models VP1-M-H, VP2-M-H		1	----	4003 VB5	
	White, w/Partial Horn Ring, w/Trim Codes, All w/Models VP1-M-H, VP2-M-H		1	----	4003 VW4	
	Yellow Tan, w/Full Horn Ring, w/Trim Codes F1T, H1T, H4T, L1T, L4T, L5T, M1T, M4T, M5T, w/Models VP1, VP2		1	----	4004 VT5	
	Red, w/Full Horn Ring, w/Trim Codes F1R, H1R, H4R, L1R, L4R, L5R, M1R, M4R, M5R, P4R, w/Models VP1, VP2		1	----	4004 VR6	
	Turquoise, w/Full Horn Ring, w/Trim Codes H1Q, H4Q, M1Q, M4Q, P4Q, w/Models VP1, VP2		1	----	4004 VQ7	

★ Indicates use as required.

□ Indicates parts not listed in any previous parts book.

• Indicates change or addition.

Numerals in parentheses () refer to notes.

Printed in U.S.A.
Prices and specifications subject to change without notice.

CODE	PART NAME AND DESCRIPTION	CYL	PER CAR	VALIANT DART	PLYMOUTH DODGE	CHRYSLER IMPERIAL
------	---------------------------	-----	---------	--------------	----------------	-------------------

STANDARD STEERING

19-30-0 STEERING WHEEL - Cont'd						
19-30-4	WHEEL - Cont'd					
	Blue, w/Full Horn Ring, w/Trim Codes F1B, H1B, H4B, L1B, L4B, L5B, M1B, M4B, M5B, P4B, w/Models VP1, VP2	1	----		4004 VB5	
	Black, w/Full Horn Ring, w/Trim Codes F2A, F8A, H4X, K2A, K8A, K1B, K4B, K1R, K4R, K1T, K4T, L2A, L8A, M8A, T8A, P4X w/Models VP1, VP2	1	----		4004 VX9	
	Red Tan, w/Full Horn Ring, w/Trim Codes H1U, H4U, P4U w/Models VP1, VP2	1	----		4004 VU5	
	White, w/Full Horn Ring, w/Trim Codes All, w/Models VP1, VP2	1	----		4004 VW4	
	Blue, w/Trim Codes F1B, H1B, H4B, L1B, L4B, L5B, M1B, M4B, M5B, P4B, w/Models VD1, VD2	1	----		4003 VB5	
	Red, w/Trim Codes F1R, H1R, H4R, L1R, L4R, L5R, M1R, M4R, M5R, P4R, w/Models VD1, VD2	1	----		4003 VR6	
	Yellow Tan, w/Trim Codes F1T, H1T, H4T, L1T, L4T, L5T, M1T, M4T, M5T, P4T, w/Models VD1, VD2	1	----		4003 VT5	
	Turquoise, w/Trim Codes F1Q, H1Q, H4Q, L1Q, L4Q, M1Q, M4Q, P4Q, w/Models VD1, VD2	1	----		4003 VQ7	
	Yellow Gold, w/Trim Codes F2A, H1Y, H4Y, L2A, M1Y, M4Y, P4Y, w/Models VD1-M-H, VD2-M-H	1	----		4003 VY6	
	Black, w/Trim Codes F2A, F8A, H4X, K1B, K1Q, K1R, K1T, K4B, K4Q, K4R, K4T, K4X, K2A, K8A, L2A, L8A, M8A, P4X, T8A, w/Models VD1, VD2	1	----		4003 VX9	
	White, w/Trim Codes, All w/Models VD1, VD2, VA3	1	----		4003 VW4	
	Red, w/Trim Codes L1R, L4R, w/Model VA3 Custom	8	1	----	4003 VR7	
	Black, w/Trim Codes K2A, K4A, K1B, K1Q, K1T, K1Y, L4X, w/Model VA3	8	1	----	*4003 VX9	
	Yellow Gold, w/Trim Codes E1Y, K1Y, L1Y, L4Y, w/Model VA3	8	1	----	4003 VY9	
	Yellow Tan, w/Trim Codes E1T, K1T, L1T, L4T, w/Model VA3	8	1	----	4003 VT9	
	Turquoise, w/Trim Codes E1Q, K1Q, L1Q, L4Q, w/Model VA3	8	1	----	4003 VQ9	
	Blue, w/Trim Codes E1B, K1B, L1B, L4B, w/Model VA3	8	1	----	4003 VB9	
	Blue, w/Oval Rim and Partial Horn Ring, w/Trim Codes K1B, K4B, L1B, L2B, L4B, w/Model VC1	8	1	----		4008 VB5
	Orange Yellow Gold, w/Oval Rim and Partial Horn Ring, w/Trim Codes K1T, K4T, L1T, L2T, L4T, w/Model VC1	8	1	----		4008 VL4
	Red, w/Oval Rim and Partial Horn Ring, w/Trim Codes K4R, L4R w/Model VC1	8	1	----		4008 VR7
	Turquoise, w/Oval Rim and Partial Horn Ring, w/Trim Codes K1Q, L1Q, L2Q, L4Q, w/Model VC1	8	1	----		4008 VQ5
	Yellow Green, w/Oval Rim and Partial Horn Ring, w/Trim Codes K1F, L1F, L2F, w/Model VC1	8	1	----		4008 VF4

★ Indicates use as required.

Numerals in parentheses () refer to notes.

Printed in U.S.A.

⊠ Indicates parts not listed in any previous parts book.

Prices and specifications subject to change without notice.

March 15, 1965 Supersedes March 16, 1964.

* Indicates change or addition.

CODE	PART NAME AND DESCRIPTION	CYL	PER CAR	VALIANT DART	PLYMOUTH DODGE	CHRYSLER IMPERIAL
------	---------------------------	-----	---------	--------------	----------------	-------------------

STANDARD STEERING

19-30-0 STEERING WHEEL - Cont'd						
19-30-4	WHEEL - Cont'd					
	Maroon, w/Oval Rim and Partial Horn Ring, w/Trim Codes K1M, L1M, L2M, w/Model VC1	8	1	-----	-----	4008 VM6
	Black, w/Oval Rim and Partial Horn Ring, w/Trim Codes K1N, K4N, L1N, L4N, w/Model VC1	8	1	-----	-----	4008 TX9
	Turquoise, w/Flat Rim and Full Horn Ring, w/Trim Codes K1Q, L1Q, L2Q, L4Q, w/Model VC1	8	1	-----	-----	4009 VQ5
	Maroon, w/Flat Rim and Full Horn Ring, w/Trim Codes K1M, L1M, L2M, w/Model VC1	8	1	-----	-----	4009 VM6
	Blue, w/Flat Rim and Full Horn Ring, w/Trim Codes K1B, K4B, L1B, L2B, L4B, w/Model VC1	8	1	-----	-----	4009 VB5
	Yellow Green, w/Flat Rim and Full Horn Ring, w/Trim Codes K1F, L1F, L2F, w/Model VC1	8	1	-----	-----	4009 VF4
	Orange Yellow Gold, w/Flat Rim and Full Horn Ring, w/Trim Codes K1T, K4T, L1T, L2T, L4T, w/Model VC1	8	1	-----	-----	4009 VL4
	Black, w/Flat Rim and Full Horn Ring, w/Trim Codes K1N, K4N, L1N, L4N, w/Model VC1	8	1	-----	-----	4009 TX9
	Red, w/Flat Rim and Full Horn Ring, w/Trim Codes K4R, L4R, w/Model VC1	8	1	-----	-----	4009 VR7
19-30-18	NUT, Wheel, except VA3		1	145 032	145 032	
	VA3, VC1	8	1	-----	145 011	145 011
19-31-0 STEERING COLUMN BRACKET						
19-31-1	BRACKET, Jacket, VA3, VC1	8	1	-----	2260 992	2260 992
	Column, VA3	8	1	-----	1839 984	
19-31-2	SUPPORT, w/Clamp, Column Bracket, VA3, VC1	8	★	-----	2200 738	2200 738
19-31-7	BRACE, Instrument Panel Steering Column Support to Windshield Lower Frame, except VA3, w/Two 1/2" dia. Holes		1	-----	2217 705	
	Except VA3, w/One 1/2" dia. Hole, Right		1	-----	2571 118	
	Except VA3, w/One 1/2" dia. Hole, Left		1	-----	2570 185	
19-31-14	SPACER, Instrument Panel Steering Column Support Bracket to Lower Reinforcement VA3	8	★	-----	2218 212	
19-31-15	NUT, w/WASHER, Column Bracket, VA3, VC1	8	2	-----	2076 232	2076 232
19-46-0 GEARSHIFT ROD OR TUBE						
19-46-3	TUBE, w/Manual Trans., approx. 31" lgh.	6	1	2409 756		
	w/Manual Trans., approx. 29" lgh.	6	1	2405 614		
	w/Manual Trans., VV2, VL2	8	1	2405 614		
	w/Manual Trans. except VA3		1	-----	2409 756	
	SCREW, Bearing		2	9417 749	9417 749	
19-46-8	HOUSING, Column Gearshift w/Manual Trans., except VA3		1	2265 651	2265 651	
	WASHER		1	*6023 046		
19-46-12	SPACER, Column Gearshift Tube Lever, w/Manual Trans., except VA3		1	2265 688	2265 688	

★ Indicates use as required.

Numerals in parentheses () refer to notes.

Printed in U.S.A.

ⓔ Indicates parts not listed in any previous parts book.

Prices and specifications subject to change without notice.

* Indicates change or addition.

CODE	PART NAME AND DESCRIPTION	CYL	PER CAR	VALIANT DART	PLYMOUTH DODGE	CHRYSLER IMPERIAL
------	---------------------------	-----	---------	--------------	----------------	-------------------

STANDARD STEERING

19-46-0 GEARSHIFT ROD OR TUBE - Cont'd						
19-46-16	LEVER, Column Gearshift Tube, First and Reverse, w/Manual Trans., approx. 4 1/4" lgh.	6	1	2265 682		
	First and Reverse, w/Manual Trans., approx. 4" lgh.	6	1	2405 618		
	First and Reverse, w/Manual Trans.,	8	1	2405 618		
	First and Reverse, w/Manual Trans., except VA3		1	----	2265 682	
19-46-19	WASHER, Column Gearshift Tube Lever, w/Manual Trans., except VA3		1	2265 687	2265 687	
19-46-55	SUPPORT, Column Gearshift Tube Lever, w/Manual Trans., except VA3		1	2265 689	2265 689	
	SCREW		3	9417 749	9417 749	
19-48-0 GEARSHIFT CONTROL RODS						
19-48-1	ROD, First and Reverse, w/Manual Trans., w/Round Ends	6	1	2461 051		
	First and Reverse, w/Manual Trans., w/One Flat and One Round End	6	1	2405 570		
	ROD, Second and High, w/Manual Trans., approx. 15 1/4" lgh.	6	1	2461 050		
	Second and High, w/Manual Trans., approx. 12" lgh.	6	1	2405 569		
	First and Reverse, w/Manual Trans.	8	1	2467 914		
	Second and High, w/Manual Trans.	8	1	2467 913		
	First and Reverse, w/Manual Trans.	6	1	----	2409 420	
	First and Reverse, w/Manual Trans., Heavy Duty	6	1	----	2409 421	
	First and Reverse, w/Manual Trans., Police and Taxi	6	1	----	2409 421	
	First and Reverse, w/Manual Trans., except VA3	8	1	----	2409 421	
	Second and High, w/Manual Trans., except VA3		1	----	2409 419	
19-48-2	END, Gearshift Control Rod, Second and High		1	2461 938		
19-48-7	SMALL PARTS PACKAGE, Gearshift Control, w/Manual Trans.		1	2421 772		
	w/Manual Trans.	6	1	----	2421 770	
	w/Manual Trans., Heavy Duty	6	1	----	2421 771	
	w/Manual Trans., Police and Taxi	6	1	----	2421 771	
	Use w/o Grommets in Trans. Levers, except VA3	8	1	----	2421 771	
	Use w/Grommets in Trans. Levers, except VA3	8	1	----	2421 770	
19-48-12	CLAMP, Control Rod, First and Reverse, except VA3		1	2204 274	2204 274	
19-48-16	SWIVEL, Control Rod, First and Reverse, except VA3		1	2208 155	2208 155	
	Second and High, except VA3		1	----	2074 521	
19-48-21	WASHER, Control Rod Plain, Thin, VA3, VC1		★	631 217	631 217	631 217
	Plain, Thick, except VA3		★	----	1533 190	
19-48-23	CLIP, Control Rod, Cotter VC1		★	1137 669	1137 669	1137 669
	CLIP, Control Rod, Anti-Rattle, except VA3		1	2405 205	2405 205	
	CLIP, Control Rod, Spring, except VA3		★	6025 071	6025 071	

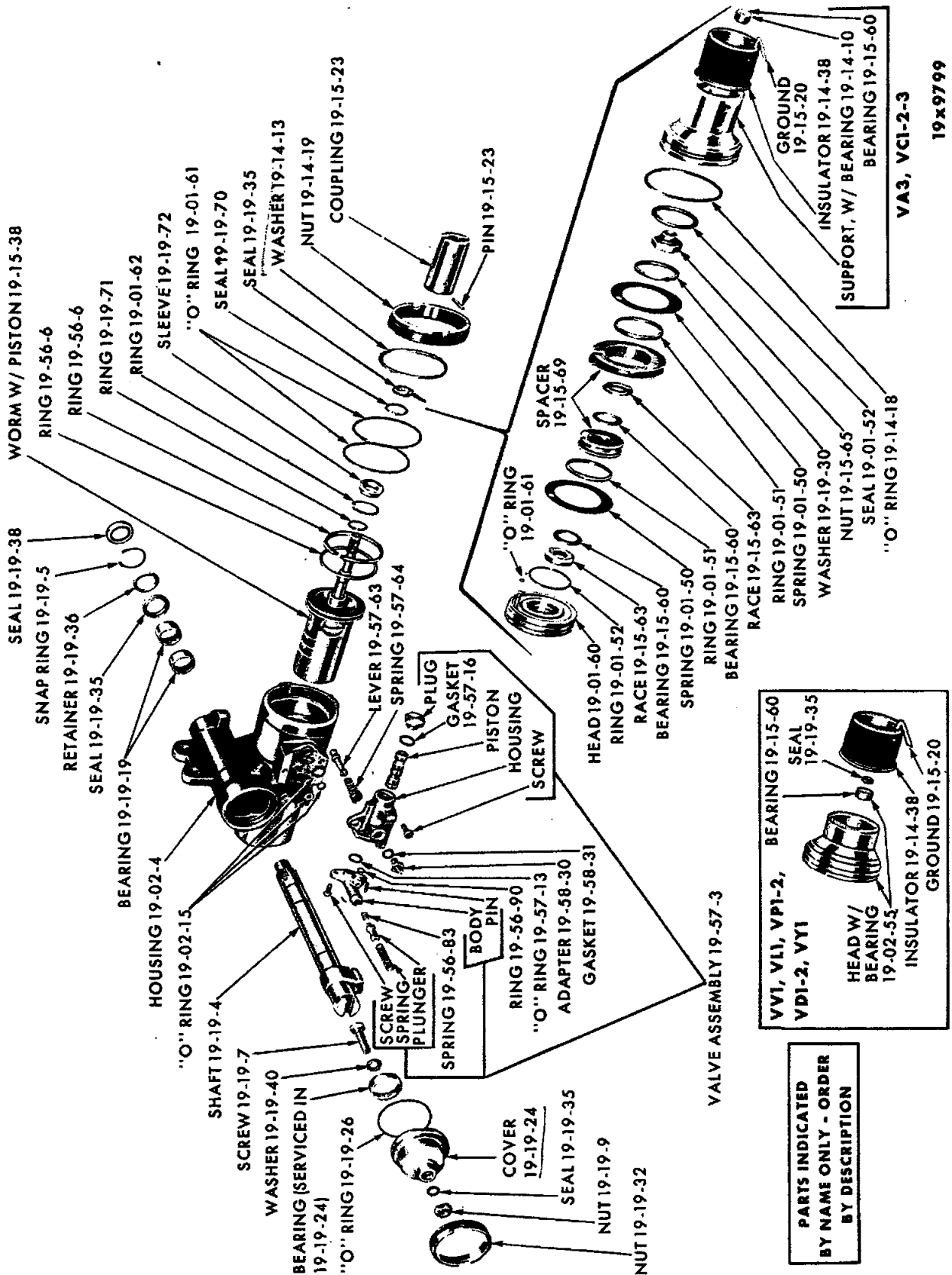
★ Indicates use as required. Numerals in parentheses () refer to notes. Printed in U.S.A.
 □ Indicates parts not listed in any previous parts book. Prices and specifications subject to change without notice.
 March 15, 1965 Supersedes March 16, 1964. Page 19-10 * Indicates change or addition.

CODE	PART NAME AND DESCRIPTION	C Y L	PER CAR	VALIANT DART	PLYMOUTH DODGE	CHRYSLER IMPERIAL
------	---------------------------	-------------	------------	-----------------	-------------------	----------------------

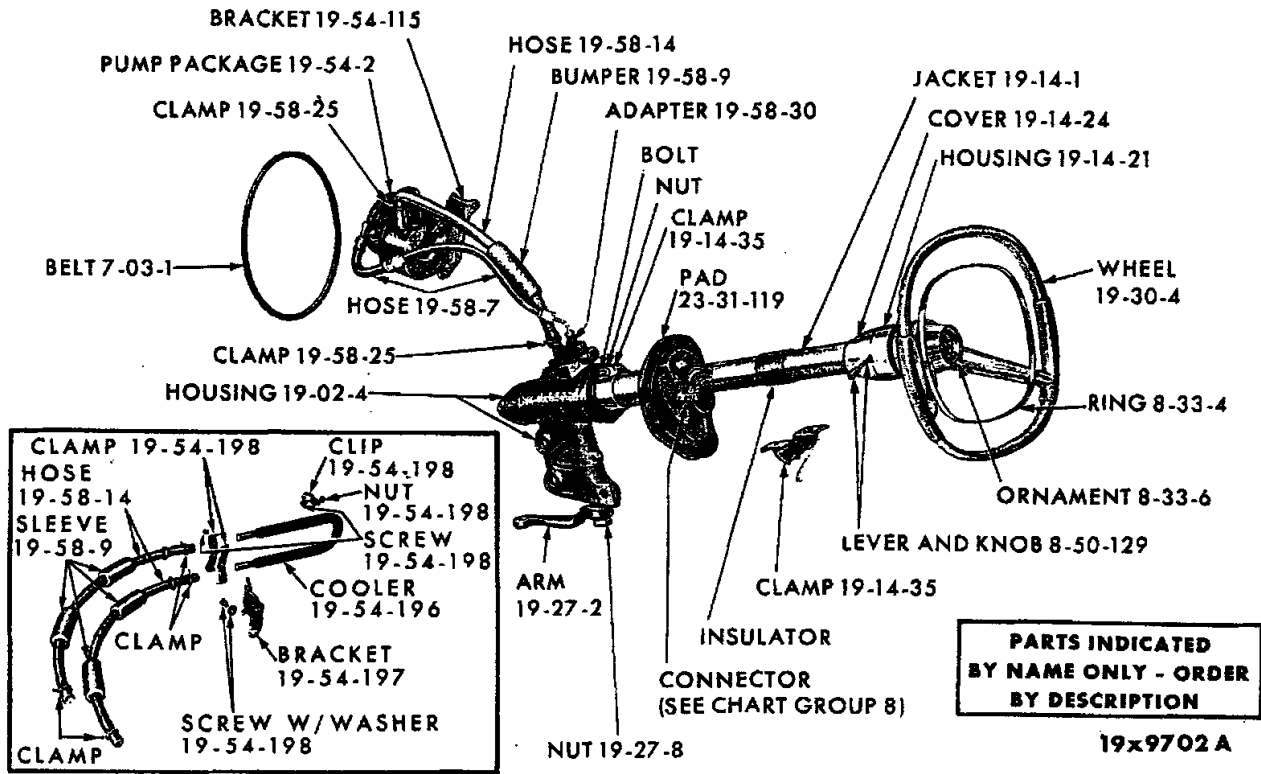
STANDARD STEERING

19-48-0 GEARSHIFT CONTROL RODS - Cont'd						
19-48-45	SHAFT, Control Torque, Std. Heavy Duty Police and Taxi Except VA3 WASHER, Spring, except VA3 WASHER, Plain, except VA3	6 6 6 8 1 2	1 1 1 1 1 2	---- ---- ---- ---- ---- ----	2409 422 2409 423 2409 423 2409 423 6023 086 6023 085	
19-48-46	BRACKET, Control Torque Shaft Frame, except VA3	1	1	----	2208 156	
19-48-49	GROMMET, Control Torque Shaft Frame Bracket, except VA3 Grommet, Control Torque Shaft, except VA3 . .	1 1	1 1	---- ----	2208 158 1941 699	
19-48-50	BUSHING, Control Torque Shaft Frame Bracket Grommet, except VA3	1	1	----	2208 159	
19-48-51	SPACER, Control Torque Shaft, except VA3 . . .	2	2	----	2208 172	
19-48-52	RETAINER, Control Torque Shaft, except VA3 . .	1	1	----	1671 569	

NOTES

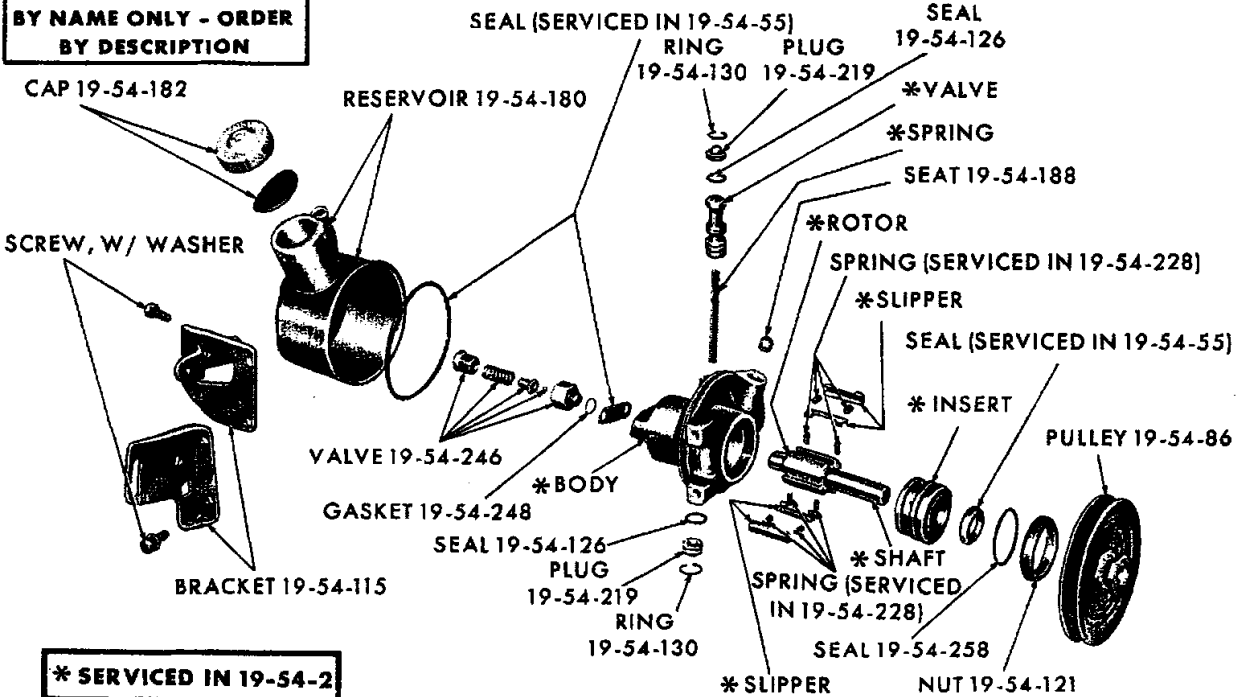


POWER STEERING GEAR ASSEMBLY

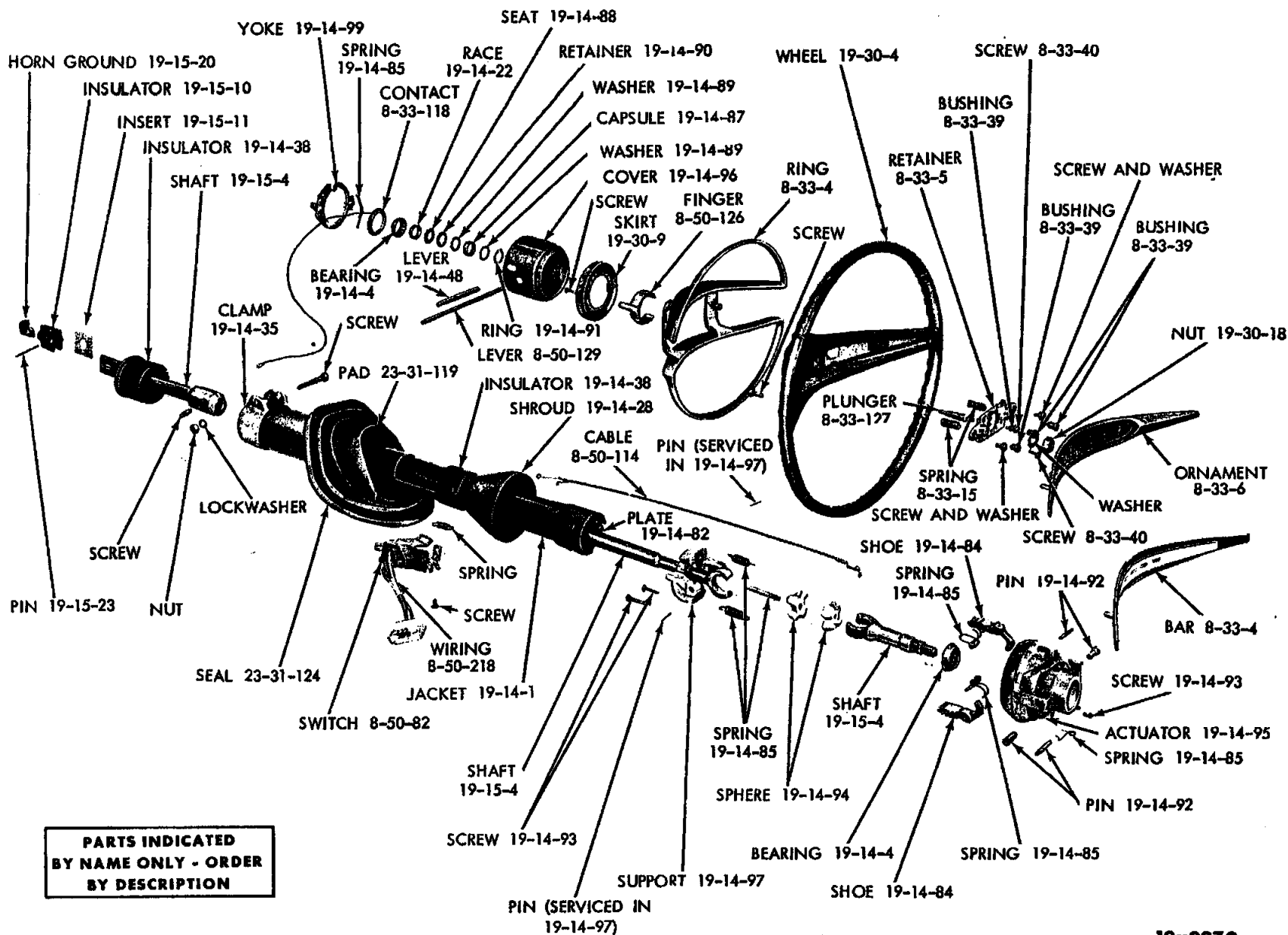


POWER STEERING GEAR SYSTEM - WITH OIL COOLER

PARTS INDICATED BY NAME ONLY - ORDER BY DESCRIPTION



POWER STEERING PUMP



**PARTS INDICATED
BY NAME ONLY - ORDER
BY DESCRIPTION**

ADJUSTABLE TILT STEERING WHEEL - DODGE VA3 AND CHRYSLER VC1-2-3

19x9970

CODE	PART NAME AND DESCRIPTION	CYL	PER CAR	VALIANT DART	PLYMOUTH DODGE	CHRYSLER IMPERIAL
------	---------------------------	-----	---------	--------------	----------------	-------------------

POWER STEERING

19-01-0 STEERING GEAR ASSEMBLY						
19-01-4	"O" RING and SEAL PACKAGE, except VA3 . . .		1	2448 311	2448 311	
	VA3, VC1, VC2, VC3	8	1	----	2448 309	2448 309
	VY1	8	1	----	----	2448 310
19-01-8	CHUCK, Assembly	6	1	2127 010		
	Except VA3	8	1	2267 540		
	VA3, VC1, VC2, VC3		1	----	2127 010	
	VY1	8	1	----	1733 763	1733 763
		8	1	----	----	*2267 702
19-01-12	BOLT, Housing to Frame, VA3	8	2	----	2201 620	2201 620
	Housing to Frame Wedge, VA3, VC1, VC2, VC3.	8	1	----	2200 554	2200 554
19-01-24	SPACER, Frame Bolt, VA3, VC1, VC2, VC3 . . .	8	1	----	1733 218	1733 218
	VA3, VC1, VC2	8	1	----	1734 511	1734 511
19-01-50	SPRING, Reaction, VC1, VC2, VC3		2	1822 134	1822 134	1822 134
19-01-51	RING, Reaction, VC1, VC2, VC3		2	1822 150	1822 150	1822 150
	VY1	8	2	----	----	1733 791
19-01-52	SEAL, Reaction, Upper, VC1, VC2, VC3		1	1822 151	1822 151	1822 151
	"O" RING, Reaction, Lower, VC1, VC2, VC3 . . .		1	1822 149	1822 149	1822 149
	SEAL, Reaction, Upper, VY1	8	1	----	----	1733 593
	"O" RING, Reaction, Lower, VY1	8	1	----	----	1823 091
19-01-60	HEAD, Cylinder, VC1, VC2, VC3		1	1823 157	1823 157	1823 157
	VY1	8	1	----	----	1823 161
19-01-61	"O" RING, Cylinder Head Ferrule		1	1486 205	1486 205	1486 205
	"O" RING, Cylinder Head		2	*1733 562	*1733 562	*1733 562
19-01-62	SNAP RING, Cylinder Head		1	1822 321	1822 321	1822 321
19-02-0 STEERING GEAR HOUSING						
19-02-4	HOUSING, except VA3		1	2127 012	2127 012	
	SCREW w/WASHER		3	*6025 877	*6025 877	
	HOUSING PACKAGE, VA3	8	1	----	2240 602	2240 602
19-02-15	"O" RING, Housing		1	1823 150	1823 150	1823 150
	Gear Housing Port		2	1556 385	1556 385	1556 385
19-02-18	WASHER, Housing to Frame Bolt 1 7/8" dia.,		1	----	562 704	562 704
	VA3, VC1, VC2, VC3	8	1	----	----	566 170
	1 1/4" dia.	8	★	----	----	566 170
19-02-20	SPACER, Housing to Frame, VA3	8	5	----	1671 586	1671 586
19-02-21	WEDGE, Housing to Frame, VA3	8	1	----	1671 587	1671 587
19-02-55	HEAD, Housing, except VA3		1	2126 946	2126 946	
	VY1	8	1	----	----	2267 491

★ Indicates use as required. Numerals in parentheses () refer to notes. Printed in U.S.A.
 ☐ Indicates parts not listed in any previous parts book. Prices and specifications subject to change without notice.
 * Indicates change or addition. Page 19-17 March 15, 1965 Supersedes March 16, 1964.

CODE	PART NAME AND DESCRIPTION	CYL	PER CAR	VALIANT DART	PLYMOUTH DODGE	CHRYSLER IMPERIAL
------	---------------------------	-----	---------	--------------	----------------	-------------------

POWER STEERING

19-14-0 STEERING GEAR COLUMN JACKET						
19-14-1	JACKET, w/Auto. and Floor Shift Trans. except VA3		1	2265 621	2265 621	
	w/Manual Trans., approx. 31 13/16" lgh.	6	1	2265 670		
	w/Manual Trans., approx. 30" lgh.	6	1	2405 612		
	w/Manual Trans.	8	1	2405 612		
	w/Manual Trans., except VA3		1	----	2265 670	
	VA3, w/o Adjustable Tilt Steering Wheel	8	1	----	2405 229	
	VC1, VC2, VC3, w/o Adjustable Steering Wheel	8	1	----	----	2266 753
	VY1, w/o Adjustable Tilt Steering Wheel.	8	1	----	----	2409 747
	VA3, VC1, VC2, VC3, w/Adjustable Tilt Steering Wheel.	8	1	----	2467 795	2467 795
	VY1, w/Adjustable Tilt Steering Wheel	8	1	----	----	2467 815
19-14-4	BEARING, w/o Adjustable Tilt Steering Wheel		1	2265 656	2265 656	2265 656
	BEARING, Lower, w/o Adjustable Tilt Steering Wheel, VY1	8	1	----	----	2409 741
	BEARING, w/Adjustable Tilt Steering Wheel, VA3	8	2	----	2467 780	2467 780
	BEARING, Lower, w/Adjustable Tilt Steering Wheel, VY1	8	1	----	----	2467 813
19-14-10	SUPPORT, Column Jacket		1	2405 596		
	Column Jacket, except VA3		1	----	2265 693	
	Column Jacket, VY1	8	1	----	----	2409 568
	SUPPORT, Gear Column Jacket, VA3, VC1, VC2, VC3	8	1	----	1823 155	1823 155
	SUPPORT, Instrument Panel Steering Column to Pedal BRACKET, except VA3		1	----	2217 706	
	EXTENSION, Instrument Panel Steering Column to Pedal Bracket Support, except VA3		1	----	2491 867	
	BOLT, w/WASHER, Support Plate, except VA3		3	----	6024 486	
	"O" RING, Column Jacket, VY1		1	6024 272	----	6024 272
19-14-13	WASHER, Support Nut		1	1733 588	1733 588	1733 588
19-14-16	SNAP RING, Bearing, Upper		1	6023 044	6023 044	6023 044
	Bearing, Lower		1	6023 045	6023 045	6023 045
19-14-18	"O" RING, Support		1	1733 602	1733 602	1733 602
19-14-19	NUT, Support		1	1733 625	1733 625	1733 625
19-14-21	HOUSING, Shaft Bearing, VC1, VC2, VC3		1	2265 653	2265 653	2265 653
	VY1	8	1	----	----	2405 273
19-14-22	RACE, Inner, w/Adjustable Tilt Steering Wheel, VA3	8	1	----	E2467 787	E2467 787
19-14-23	PLATE, Shaft Bearing Retainer		1	2265 654	2265 654	2265 654
	PLATE, Jacket Support, Upper		1	2405 598		
	PLATE, Support "O" RING, VY1	8	1	----	----	2409 572
	SCREW		3	6023 088	6023 088	6023 088
19-14-24	COVER, Shaft Bearing Housing, w/Auto. and Floor Shift Trans., VC1, VC2, VC3		1	2265 622	2265 622	2265 622
	SCREW		2	9414 711	9414 711	

* Indicates use as required.

Numerals in parentheses () refer to notes.

Printed in U.S.A.

E Indicates parts not listed in any previous parts book.

Prices and specifications subject to change without notice.

CODE	PART NAME AND DESCRIPTION	CYL	PER CAR	VALIANT DART	PLYMOUTH DODGE	CHRYSLER IMPERIAL
------	---------------------------	-----	---------	--------------	----------------	-------------------

POWER STEERING

19-14-0 STEERING GEAR COLUMN JACKET - Cont'd

19-14-25	HOUSING, Instrument Panel Steering Column, Upper, w/o Adjustable Tilt Steering Wheel, VY1	8	1	----	----	2491 799
	Lower, w/o Adjustable Tilt Steering Wheel, VY1	8	1	----	----	2491 801
	Upper, w/Adjustable Tilt Steering Wheel, VY1	8	1	----	----	2492 757
	Lower, w/Adjustable Tilt Steering Wheel, VY1	8	1	----	----	2492 759
19-14-27	ADAPTER, Lower Bearing, w/Adjustable Tilt Steering Wheel, VY1	8	1	----	----	2467 814
	ADAPTER, w/Lower Bearing, Assembly, w/Adjustable Tilt Steering Wheel, VY1	8	1	----	----	2467 812
19-14-28	SHROUD, Jacket, w/Adjustable Tilt Steering Wheel, VA3, VC1, VC2, VC3	8	1	----	2467 801	2467 801
	VY1	8	1	----	----	2467 816
19-14-32	SCREW, w/WASHER, Shroud Mounting, w/Adjustable Tilt Steering Wheel, VA3	8	2	----	2467 798	2467 798
19-14-35	CLAMP, Column	6	1	2162 522		
	Column to Pedal Bracket Support, Extension, except VA3		1	----	2570 129	
	Instrument Panel Steering Column, Upper, except VA3		1	----	2571 409	
	Instrument Panel Steering Column, Lower, except VA3		1	----	2571 411	
	Column, VA3	8	1	----	2218 264	
	Instrument Panel Steering Column, VC1, VC2, VC3		1	----	----	2292 027
	Column Jacket, VA3, VC1, VC2, VC3	8	1	----	1820 385	1820 385
	Instrument Panel Steering Column, VY1	8	1	----	----	2162 191
	SHIM, Column Clamp to Instrument Panel	6	*	6010 031		
	STUD, Column Clamp, VA3	8	2	----	6024 157	
19-14-38	INSULATOR, Column Shaft Bearing		1	2265 658	2265 658	2265 658
	Column Jacket, w/o Adjustable Tilt Steering Wheel		1	2162 480	2162 480	2162 480
	w/Adjustable Tilt Steering Wheel, Upper, VA3	8	1	----	2461 993	2461 993
	w/Adjustable Tilt Steering Wheel, Lower, VA3, VC1, VC2, VC3	8	1	----	1850 547	1850 547
	w/Adjustable Tilt Steering Wheel, Lower, VY1	8	1	----	----	2461 994
19-14-48	LEVER, Steering Column Release, w/Adjustable Tilt Steering Wheel, VA3	8	1	----	2461 989	2461-989
19-14-68	SEAL, Column Jacket except VA3		1	----	2265 697	
19-14-82	PLATE, Lock, w/Adjustable Tilt Steering Wheel, VA3	8	1	----	2467 796	2467 796
19-14-84	SHOE, Lock, w/Adjustable Tilt Steering Wheel, VA3	8	1	----	2467 776	2467 776
	SHOE, Lock, Lower, w/Adjustable Tilt Steering Wheel, VA3	8	1	----	2467 778	2467 778
19-14-85	SPRING, Lock Shoe, w/Adjustable Tilt Steering Wheel, VA3	8	2	----	2467 779	2467 779
	SPRING, Joint Preload, w/Adjustable Tilt Steering Wheel, VA3, VC1, VC2, VC3	8	1	----	2467 784	2467 784
	VY1	8	1	----	----	2467 811
	SPRING, Trigger, w/Adjustable Tilt Steering Wheel, VA3	8	2	----	2467 808	2467 808
	SPRING, Detent, w/Adjustable Tilt Steering Wheel, VA3	8	1	----	2467 807	2467 807

* Indicates use as required.

☐ Indicates parts not listed in any previous parts book.

* Indicates change or addition.

Numerals in parentheses () refer to notes.

Prices and specifications subject to change without notice.

March 15, 1965 Supersedes March 16, 1964.

CODE	PART NAME AND DESCRIPTION	CYL	PER CAR	VALIANT DART	PLYMOUTH DODGE	CHRYSLER IMPERIAL
------	---------------------------	-----	---------	--------------	----------------	-------------------

POWER STEERING

19-14-0 STEERING GEAR COLUMN JACKET - Cont'd

19-14-85	SPRING, Wheel Tilt, w/Adjustable Tilt Steering Wheel, VA3	8	2	----	2467 802	2467 802
	SPRING, Steering Shaft Bearing, w/Adjustable Tilt Steering Wheel, VY1	8	1	----	----	2467 817
19-14-87	CAPSULE, Bearing Preload, w/Adjustable Tilt Steering Wheel, VA3	8	1	----	2467 786	2467 786
19-14-88	SEAT, Capsule, w/Adjustable Tilt Steering Wheel, VA3	8	1	----	2467 790	2467 790
19-14-89	WASHER, Retainer, w/Adjustable Tilt Steering Wheel, VA3	8	1	----	2467 792	2467 792
	WASHER, Capsule, w/Adjustable Tilt Steering Wheel, VA3	8	1	----	2467 791	2467 791
19-14-90	RETAINER, Capsule Washer, w/Adjustable Tilt Steering Wheel, VA3	8	1	----	2467 788	2467 788
19-14-91	RING, Capsule Retainer, w/Adjustable Tilt Steering Wheel, VA3	8	1	----	2467 789	2467 789
	RING, Post Retainer, w/Adjustable Tilt Steering Wheel, VA3	8	1	----	2467 805	2467 805
19-14-92	PIN, Dowel, w/Adjustable Tilt Steering Wheel, VA3	8	2	----	2467 777	2467 777
	PIN, Pivot, w/Adjustable Tilt Steering Wheel, VA3	8	2	----	2467 797	2467 797
19-14-93	SCREW, Wire Attaching, w/Adjustable Tilt Steering Wheel, VA3	8	1	----	2467 806	2467 806
	SCREW, Support, w/Adjustable Tilt Steering Wheel, VA3	8	2	----	2467 799	2467 799
	SCREW, Support, w/Adjustable Tilt Steering Wheel, VA3	8	2	----	2467 800	2467 800
19-14-94	SPHERE, Centering, w/Adjustable Tilt Steering Wheel, VA3	8	2	----	2467 785	2467 785
19-14-95	ACTUATOR, w/HOUSING, Turn Signal, Assembly, w/Adjustable Tilt Steering Wheel, VA3	8	1	----	2467 803	2467 803
19-14-96	COVER, Switch Actuator, w/Adjustable Tilt Steering Wheel, VA3	8	1	----	2467 794	2467 794
19-14-97	SUPPORT, w/Adjustable Tilt Steering Wheel, VA3	8	1	----	2467 793	2467 793
19-14-99	YOKE, w/Adjustable Tilt Steering Wheel, VA3	8	1	----	2467 804	2467 804

19-15-0 STEERING GEAR TUBE AND COUPLING

19-15-4	SHAFT, w/PIN		1	2266 684		
	Except VA3		1	----	2266 682	
	SHAFT, w/o Adjustable Tilt Steering Wheel, VA3, VC1, VC2, VC3	8	1	----	2405 225	2266 751
	SHAFT, w/Upper Flange, w/o Adjustable Tilt Steering Wheel, VY1	8	1	----	----	2409 750
	SHAFT, Upper Steering, w/Adjustable Tilt Steering Wheel, VA3	8	1	----	2467 783	2467 783
	SHAFT, Lower, w/Adjustable Tilt Steering Wheel, VA3, VC1, VC2, VC3	8	1	----	2467 782	2467 782

* Indicates use as required.

Numerals in parentheses () refer to notes.

Printed in U.S.A.

□ Indicates parts not listed in any previous parts book.

Prices and specifications subject to change without notice.

March 15, 1965 Supersedes March 16, 1964.

* Indicates change or addition.

CODE	PART NAME AND DESCRIPTION	CYL	PER CAR	VALIANT DART	PLYMOUTH DODGE	CHRYSLER IMPERIAL
------	---------------------------	-----	---------	--------------	----------------	-------------------

POWER STEERING

19-15-0 STEERING GEAR TUBE AND COUPLING - Cont'd

19-15-4	SHAFT, Lower, w/Adjustable Tilt Steering Wheel, VY1	8	1	-----	-----	2467 810
	SHAFT, Steering Column, Lower, w/Adjustable Tilt Steering Wheel, VA3, VC1, VC2, VC3 . . .	8	1	-----	2461 990	2461 990
	WASHER		1	*6025 671	*6025 671	*6025 671
19-15-10	INSULATOR, Shaft, VA3, VC1, VC2, VC3	8	1	-----	1822 668	1822 668
19-15-11	INSERT, Shaft Insulator, VA3, VC1, VC2, VC3 . .	8	2	-----	1822 667	1822 667
19-15-17	COVER, Column Shaft Coupling, except VA3 . . .		1	2266 708	2266 708	
19-15-20	HORN GROUND, Column Shaft, VA3, VC1, VC2, VC3	8	1	-----	2405 594	2405 594
	VY1	8	1	-----	-----	2207 843
19-15-23	COUPLING, w/PLUG, Column Shaft	6	1	2266 686		
	Except VA3	8	1	2467 848		
	COUPLING, Gear Worm, VA3, VC1, VC2, VC3 . .	8	1	-----	2266 686	
	COUPLING, Column Shaft, w/Lower FLANGE, w/o Adjustable Tilt Steering Wheel, VY1	8	1	-----	1943 770	1943 770
	COUPLING, Column Shaft, w/Adjustable Tilt Steering Wheel, VY1	8	1	-----	-----	2405 591
	BOLT	6	1	6023 246		2461 995
	BOLT	8	1	6025 257		
	BOLT, except VA3		1	-----	6023 246	
	PIN, Upper, VA3, VC1, VC2, VC3	8	1	-----	274 744	274 744
	PIN, Lower, VA3	8	1	-----	152 229	152 229
	NUT, except VA3		1	6023 022	6023 022	
	PIN, VY1	8	1	-----	-----	9414 521
19-15-28	SEAL, Column Shaft, except VA3		1	2266 738	2266 738	
	Column Shaft Coupling, except VA3		1	2266 707	2266 707	
	Column Shaft, VY1	8	1	-----	-----	2266 738
19-15-30	NUT, Shaft Coupling Bolt, except VA3		1	6023 022	6023 022	
	VY1	8	2	-----	-----	6024 455
19-15-33	CLAMP, Column Shaft Coupling	6	1	2266 687		
	Except VA3		1	-----	2266 687	
19-15-35	SPRING, Column Shaft Coupling, except VA3 . . .		1	2266 737	2266 737	
19-15-38	WORM, w/PISTON, except VA3		1	2072 031	2072 031	
	VA3	8	1	-----	1822 736	1822 736
19-15-39	SPRING PACKAGE, Ball Guide		1	2084 215	2084 215	2084 215
19-15-44	SHOE, Column Shaft Coupling, except VA3		2	2266 736	2266 736	
19-15-53	BOLT, Column Shaft Coupling to Upper Flange, VY1	8	2	-----	-----	2207 960
19-15-57	WASHER, Column Shaft and Coupling Bolt Retainer, VY1	8	1	-----	-----	2207 961
19-15-60	BEARING, Thrust		2	1822 158	1822 158	1822 158
	BEARING, Worm		1	2267 372	2267 372	2267 372

* Indicates use as required.

⊠ Indicates parts not listed in any previous parts book.

* Indicates change or addition.

Numerals in parentheses () refer to notes.

Prices and specifications subject to change without notice.

March 15, 1965 Supersedes March 16, 1964.

CODE	PART NAME AND DESCRIPTION	CYL	PER CAR	VALIANT DART	PLYMOUTH DODGE	CHRYSLER IMPERIAL
------	---------------------------	-----	---------	--------------	----------------	-------------------

POWER STEERING

19-15-0 STEERING GEAR TUBE AND COUPLING - Cont'd

19-15-63	RACE, Thrust Bearing Inner		1	1856 292	1856 292	1856 292
	Thrust Bearing Outer		1	1822 156	1822 156	1822 156
19-15-65	NUT, Thrust Bearing		1	1822 157	1822 157	1822 157
19-15-69	SPACER, w/Center Race		1	1822 390	1822 390	1822 390
	PIN		1	274 629	274 629	274 629
19-15-110	BOLT, Column Shaft Coupling Clamp, VY1	8	1	----	----	2226 674
19-15-118	REINFORCEMENT, Column Shaft Coupling, VY1	8	1	----	----	2207 959

19-19-0 STEERING GEAR SHAFT AND ROLLER TOOTH ASSEMBLY

19-19-1	SEAL PACKAGE, Cross Shaft Cover		1	2279 986	2279 986	2279 986
19-19-4	SHAFT, except VA3		1	2127 117	2127 117	
	VA3	8	1	----	1733 577	1733 577
19-19-5	SNAP RING, Shaft Oil Seal, except VA3		1	2126 966	2126 966	
	VA3	8	1	----	2127 049	2127 049
19-19-7	SCREW, Shaft Adjusting		1	2267 173	2267 173	2267 173
19-19-9	NUT, Shaft Adjusting Screw		1	1822 204	1822 204	1822 204
19-19-19	BEARING, Shaft, except VA3		2	2126 890	2126 890	
	VA3	8	2	----	2126 760	2126 760
	SNAP RING, Upper		1	6024 333	6024 333	6024 333
	SNAP RING, Lower		1	6023 045	6023 045	6023 045
	BOLT		2	6023 036	6023 036	6023 036
19-19-24	COVER, Shaft		1	*1733 601	*1733 601	*1733 601
19-19-26	"O" RING, Shaft Cover		1	1733 615	1733 615	1733 615
19-19-30	WASHER, Reaction Seal Upper		1	1733 790	1733 790	1733 790
19-19-32	NUT, Shaft Cover		1	1733 627	1733 627	1733 627
19-19-35	OIL SEAL, Shaft, except VA3		1	2126 956	2126 956	
	VA3	8	1	----	1730 985	1730 985
	Worm Shaft Upper		1	2267 129	2267 129	2267 129
	SEAL, Shaft Adjusting Screw		1	1822 203	1822 203	1822 203
19-19-36	RETAINER, Shaft Oil Seal, except VA3		1	2126 965	2126 965	
	VA3	8	1	----	1670 356	1670 356
19-19-38	DUST SEAL, Shaft, Outer, except VA3		1	2267 351	2267 351	
	VA3	8	1	----	2267 350	2267 350
19-19-40	WASHER, Shaft Adjusting Screw Thrust		1	1675 271	1675 271	1675 271
19-19-70	SEAL, Worm Sleeve		1	1822 324	1822 324	1822 324
19-19-71	RING, Worm Sealing		1	1822 406	1822 406	1822 406
19-19-72	SLEEVE, Worm		1	1822 320	1822 320	1822 320

ms 37/53

* Indicates use as required.

Numerals in parentheses () refer to notes.

Printed in U.S.A.

□ Indicates parts not listed in any previous parts book.

Prices and specifications subject to change without notice.

March 15, 1965 Supersedes March 16, 1964.

* Indicates change or addition.

CODE	PART NAME AND DESCRIPTION	CYL	PER CAR	VALIANT DART	PLYMOUTH DODGE	CHRYSLER IMPERIAL
------	---------------------------	-----	---------	--------------	----------------	-------------------

POWER STEERING

19-27-0 STEERING GEAR ARM AND IDLER ARM						
19-27-2	ARM, Link Gear		1	2072 573		
	Except VA3		1	----	1858 017	
	VA3, VC1, VC2, VC3	8	1	----	1731 414	1731 414
	VY1	8	1	----	----	1731 415
19-27-8	NUT, Link Gear Arm End Cross Shaft		1	1392 770	1392 770	1392 770
19-27-31	ARM, Link Idler		1	2072 577		
	Except VA3		1	----	1858 067	
	VA3, VC1, VC2, VC3	8	1	----	2208 080	2208 080
	VY1 except Cv. Cp.	8	1	----	----	2208 082
	VY1 Cv.Cp., w/DAMPER	8	1	----	----	2208 074
	BOLT, VA3	8	1	----	6023 630	6023 630
19-27-33	BRACKET, Front Suspension Crossmember Steering Linkage Idler Arm		1	2401 053		
	Except VA3		1	----	2401 051	
	BRACKET, Frame Steering Linkage Idler Arm, VA3, VC1, VC2, VC3	8	1	----	2401 074	2401 074
	VY1	8	1	----	----	2401 063
19-27-37	PLATE, Frame Idler Arm Mounting, VY1 Cv.Cp.		1	----	----	2467 662
19-27-40	SEAL, Idler Arm End		1	1857 748		
	Except VA3		1	----	1670 299	
	Idler Arm Bracket Stud		1	1857 748		
	Except VA3		1	----	1670 299	
19-27-45	BOLT, Linkage Idler Arm, VA3	8	1	----	6023 630	6023 630
19-27-50	LINK, Center	6	1	2072 571		
	Except VA3	8	1	2269 359		
	VA3, VC1, VC2, VC3	8	1	----	1858 015	2208 086
	VY1	8	1	----	----	1672 980
19-27-55	SEAL, Steering Link Idler Arm Bracket Stud . . .		1	----	1670 299	
	SEAL, Linkage Center Link, VA3.	8	2	----	1670 299	1670 299
19-30-0 STEERING WHEEL						
19-30-4	WHEEL, Blue, w/Trim Codes H1B, H4B, L1B, L4B, L5B, P4B, P5B		1	4006 VB6		
	Red, w/Trim Codes H1R, H4R, L1R, L4R, L5R, P4R, P5R		1	4006 TR6		
	Tan, w/Trim Codes H1T, H4T, L1T, L4T, L5T, P4T.		1	4006 VT6		
	Turquoise, w/Trim Codes H1Q, H4Q, L1Q, L5Q . .		1	4006 VQ6		
	Black, w/Trim Codes P4X, P5X		1	4006 VX9		
	Yellow Gold, w/Trim Code P4Y, w/Models L1-P, L2-P		1	4006 VY5		
	Yellow Tan, w/Trim Codes P5B, P5R, P5X, P5Y, w/Models VV1, VV2 Barracuda		1	4016 VTT		
	Blue, w/Horn Button, w/Trim Codes F1B, L1B, L4B, L5B, w/Model VP1-L, VP2-L		1	----	4001 VB5	
	Red, w/Horn Button, w/Trim Codes F1R, L1R, L4R, L5R, w/Model VP1-L, VP2-L		1	----	4001 VR6	
	Yellow Tan, w/Horn Button, w/Trim Codes F1T, L1T, L4T, L5T, w/Model VP1-L, VP2-L		1	----	4001 VT5	
	Black, w/Horn Button, w/Trim Codes F2A, F8A, L2A, L8A, T8A, w/Model VP1-L, VP2-L. . . .		1	----	4001 VX9	

CODE	PART NAME AND DESCRIPTION	CYL	PER CAR	VALIANT DART	PLYMOUTH DODGE	CHRYSLER IMPERIAL
------	---------------------------	-----	---------	--------------	----------------	-------------------

POWER STEERING

19-30-0 STEERING WHEEL - Cont'd

19-30-4	WHEEL - Cont'd					
	White, w/Horn Button, w/Trim Codes All, w/Model VP1-L, VP2-L		1	-----	4001	VW4
	Red, w/Partial Horn Ring, w/Trim Codes H1R, H4R, M1R, M4R, M5R, w/Model VP1-M-H, VP2-M-H.		1	-----	4003	VR6
	Yellow Tan, w/Partial Horn Ring, w/Trim Codes H1T, H4T, M1T, M4T, M5T. w/Models VP1-M-H, VP2-M-H		1	-----	4003	VT5
	Turquoise, w/Partial Horn Ring, w/Trim Codes H1Q, H4Q, M1Q, M4Q, w/Models VP1-M-H, VP2-M-H		1	-----	4003	VQ7
	Red Tan, w/Partial Horn Ring, w/Trim Codes H1U, H4U, w/Model VP1-H, VP2-H		1	-----	4003	VU5
	Black, w/Partial Horn Ring, w/Trim Codes H4X, M8A, K1B, K1R, K1T, K4B, K4R, K4T, K2A, K8A, w/Model VP1-M-H, VP2-M-H.		1	-----	4003	VX9
	Blue, w/Partial Horn Ring, w/Trim Codes H1B, H4B, M1B, M4B, M5B, w/Model VP1-M-H, VP2-M-H		1	-----	4003	VB5
	White, w/Partial Horn Ring, w/Trim Codes All, w/Models VP1-M-H, VP2-M-H		1	-----	4003	VW4
	Turquoise, w/Full Horn Ring, w/Trim Codes H1Q, H4Q, L5R, M1Q, M4Q, P4Q, w/Models VP1, VP2		1	-----	4004	VQ7
	Blue, w/Full Horn Ring, w/Trim Codes F1B, H1B, H4B, L1B, L4B, L5B, M1B, M4B, M5B, P4B, w/Models VP1, VP2		1	-----	4004	VB5
	White, w/Full Horn Ring, w/Trim Codes All, w/Models VP1, VP2		1	-----	4004	VW4
	Yellow Tan, w/Full Horn Ring, w/Trim Codes F1T, H1T, H4T, L1T, L4T, L5T, M1T, M4T, w/Models VP1, VP2		1	-----	4004	VT5
	Red, w/Full Horn Ring, w/Trim Codes F1R, H1R, H4R, L1R, L4R, M1R, M4R, M5R, P4R, w/Models VP1, VP2		1	-----	4004	VR6
	Black, w/Full Horn Ring, w/Trim Codes F2A, F8A, H4X, K2A, K8A, K1B, K4B, K1R, K4R, K1T, K4T, L2A, L8A, M8A, T8A, P4X, w/Models VP1, VP2		1	-----	4004	VX9
	Red Tan, w/Full Horn Ring, w/Trim Codes H1U, H4U, P4U, w/Models VP1, VP2		1	-----	4004	VU5
	Blue, w/Trim Codes F1B, H1B, H4B, L1B, L4B, L5B, M1B, M4B, M5B, P4B, w/Models VD1, VD2		1	-----	4003	VB5
	Red, w/Trim Codes F1R, H1R, H4R, L1R, L4R, L5R, M1R, M4R, M5R, P4R, w/Models VD1, VD2		1	-----	4003	VR6
	Yellow Tan, w/Trim Codes F1T, H1T, H4T, L4T, L5T, M1T, M4T, M5T, P4T, w/Models VD1, VD2		1	-----	4003	VT5
	Turquoise, w/Trim Codes F1Q, H1Q, H4Q, L1Q, L4Q, M1Q, M4Q, P4Q, w/Models VD1, VD2		1	-----	4003	VQ7
	Yellow Gold, w/Trim Codes F2A, H1Y, H4Y, L2A, M1Y, M4Y, P4Y, w/Models VD1-M-H, VD2-M-H		1	-----	4003	VY6

★ Indicates use as required. Numerals in parentheses () refer to notes. Printed in U.S.A.
 ☐ Indicates parts not listed in any previous parts book. Prices and specifications subject to change without notice.
 * Indicates change or addition.
 March 15, 1965 Supersedes March 16, 1964. Page 19-24

CODE	PART NAME AND DESCRIPTION	CYL	PER CAR	VALIANT DART	PLYMOUTH DODGE	CHRYSLER IMPERIAL
------	---------------------------	-----	---------	--------------	----------------	-------------------

POWER STEERING

19-30-O STEERING WHEEL - Cont'd

19-30-4	WHEEL - Cont'd Black, w/Trim Codes F2A, F8A, K1B, K1Q, K1R, K1T, K4B, K4Q, K4R, K4T, K4X, K2A, K4A, K8A, K1Y, L4X, P4X, H4X, L2A, L8A, M8A, T8A, w/Models VD1, VD2, VA3		1	----	*4003	VX9
	White, w/Trim Codes All, w/Models VD1, VD2, VA3 w/o Adjustable Tilt Steering Wheel		1	----	4003	VW4
	Red, w/Trim Codes L1R, L4R, w/Model VA3 Custom w/o Adjustable Tilt Steering Wheel	8	1	----	4003	VR7
	Yellow Gold, w/Trim Codes E1Y, K1Y, L1Y, L4Y, w/Model VA3 w/o Adjustable Tilt Steering Wheel	8	1	----	4003	VY9
	Yellow Tan, w/Trim Codes E1T, K1T, L1T, L4T, w/Model VA3 w/o Adjustable Tilt Steering Wheel	8	1	----	4003	VT9
	Turquoise, w/Trim Codes E1Q, K1Q, L1Q, L4Q, w/Model VA3 w/o Adjustable Tilt Steering Wheel	8	1	----	4003	VQ9
	Blue, w/Trim Codes E1B, K1B, L1B, L4B, w/Model VA3 w/o Adjustable Tilt Steering Wheel	8	1	----	4003	VB9
	Orange Yellow Gold, w/Oval Rim and Partial Horn Ring, w/Trim Codes H1T, H4T, H3L, H7L, K1T, K4T, L1T, L2T, L4T, M1T, M4T, w/Models VC1, VC2, VC3, w/o Adjustable Tilt Steering Wheel	8	1	----	----	4008 VL4
	Red, w/Oval Rim and Partial Horn Ring, w/Trim Codes H4R, K4R, L4R, M4R, w/Models VC1, VC2, VC3, w/o Adjustable Tilt Steering Wheel	8	1	----	----	4008 VR7
	Turquoise, w/Oval Rim and Partial Horn Ring, w/Trim Codes H1Q, H4Q, K1Q, L1Q, L2Q, L4Q, w/Models VC1, VC2, VC3, w/o Adjustable Tilt Steering Wheel	8	1	----	----	4008 VQ5
	Yellow Green, w/Oval Rim and Partial Horn Ring, w/Trim Codes H1F, K1F, L1F, L2F, w/Models VC1, VC3, w/o Adjustable Tilt Steering Wheel	8	1	----	----	4008 VF4
	Maroon, w/Oval Rim and Partial Horn Ring, w/Trim Codes H1M, K1M, L1M, L2M, M1M, w/Models VC1, VC2, VC3, w/o Adjustable Tilt Steering Wheel	8	1	----	----	4008 VM6
	Black, w/Oval Rim and Partial Horn Ring, w/Trim Codes H1N, H2N, H4W, K1N, K4N, L1N, L4N, M1N, M4N, M3X, M4X, M8X, M4W, M8W, w/Models VC1, VC2, VC3, w/o Adjustable Tilt Steering Wheel	8	1	----	----	4008 TX9
	Blue, w/Oval Rim and Partial Horn Ring, w/Trim Codes H1B, H3B, H4B, H7B, K1B, K4B, L1B, L2B, L4B, M1B, M4B, w/Models VC1, VC2, VC3, w/o Adjustable Tilt Steering Wheel	8	1	----	----	4008 VB5
	White, w/Oval Rim and Partial Horn Ring, w/Trim Codes All, w/Models VC1, VC2, VC3, w/o Adjustable Tilt Steering Wheel	8	1	----	----	4008 TW4

★ Indicates use as required.

Numerals in parentheses () refer to notes.

Printed in U.S.A.

⊠ Indicates parts not listed in any previous parts book.

Prices and specifications subject to change without notice.

* Indicates change or addition.

CODE	PART NAME AND DESCRIPTION	CYL	PER CAR	VALIANT DART	PLYMOUTH DODGE	CHRYSLER IMPERIAL
------	---------------------------	-----	---------	--------------	----------------	-------------------

POWER STEERING

19-30-0 STEERING WHEEL - Cont'd						
19-30-4	WHEEL - Cont'd					
	Blue, w/Flat Rim and Full Horn Ring, w/Trim Codes H1B, H3B, H4B, H7B, K1B, K4B, L1B, L2B, L4B, M1B, M4B, w/Models VC1, VC2, VC3, w/o Adjustable Tilt Steering Wheel	8	1	----	----	4009 VB5
	Maroon, w/Flat Rim and Full Horn Ring, w/Trim Codes H1M, K1M, L1M, L2M, M1M, w/Models VC1, VC2, VC3, w/o Adjustable Tilt Steering Wheel	8	1	----	----	4009 VM6
	Turquoise, w/Flat Rim and Full Horn Ring, w/Trim Codes H1Q, H4Q, K1Q, L1Q, L2Q, LAQ, w/Models VC1, VC2, VC3, w/o Adjustable Tilt Steering Wheel	8	1	----	----	4009 VQ5
	Yellow Green, w/Flat Rim and Full Horn Ring, w/Trim Codes H1F, K1F, L1F, L2F, w/Models VC1, VC3, w/o Adjustable Tilt Steering Wheel	8	1	----	----	4009 VF4
	Orange Yellow Gold, w/Flat Rim and Full Horn Ring, w/Trim Codes H1T, H4T, H3L, H7L, K1T, K4T, L1T, L2T, L4T, M1T, M4T, w/Models VC1, VC2, VC3, w/o Adjustable Tilt Steering Wheel	8	1	----	----	4009 VL4
	Black, w/Flat Rim and Full Horn Ring, w/Trim Codes H1N, H2N, H4W, K1N, K4N, L1N, L4N, M1N, M4N, M3X, M4X, M8X, M4W, M8W, w/Models VC1, VC2, VC3, w/o Adjustable Tilt Steering Wheel	8	1	----	----	4009 TX9
	Red, w/Flat Rim and Full Horn Ring, w/Trim Codes H4R, K4R, L4R, M4R, w/Models VC1, VC2, VC3, w/o Adjustable Tilt Steering Wheel	8	1	----	----	4009 VR7
	White, w/Flat Rim and Full Horn Ring, w/Trim Codes All, w/Models VC1, VC2, w/o Adjustable Tilt Steering Wheel	8	1	----	----	4009 TW4
	Turquoise, w/Trim Codes L1Q, M7Q, M8Q, w/Model VY1 w/o Adjustable Tilt Steering Wheel	8	1	----	----	4011 VQQ
	White and Black, w/Trim Codes H3W, M3W, M7N, M8N, M9W, w/Model VY1 w/o Adjustable Tilt Steering Wheel	8	1	----	----	4011 VWX
	Yellow Tan, w/Trim Codes H7T, M3T, M7T, M9T, w/Model VY1 w/o Adjustable Tilt Steering Wheel	8	1	----	----	4011 VTT
	Yellow Green, w/Trim Codes H3F, H7H, L1H, M3F, M7H, M8H, M9F, w/Model VY1 w/o Adjustable Tilt Steering Wheel	8	1	----	----	4011 VFF
	Blue, w/Trim Codes H3B, H3C, H7B, L1B, M3B, M3C, M7B, M8B, M9B, M9C, w/Model VY1 w/o Adjustable Tilt Steering Wheel	8	1	----	----	4011 VBB
	Maroon, w/Trim Codes L1M, H7M, M7M, M8M, w/Model VY1 w/o Adjustable Tilt Steering Wheel	8	1	----	----	4011 VMM
	Gray and Black, w/Trim Codes H3X, H7P, M3X, M7P, M9X, w/Model VY1 w/o Adjustable Tilt Steering Wheel	8	1	----	----	4011 VAX

★ Indicates use as required.

Numerals in parentheses () refer to notes.

Printed in U.S.A.

□ Indicates parts not listed in any previous parts book.

Prices and specifications subject to change without notice.

CODE	PART NAME AND DESCRIPTION	C Y L	PER CAR	VALIANT DART	PLYMOUTH DODGE	CHRYSLER IMPERIAL
------	---------------------------	-------------	------------	-----------------	-------------------	----------------------

POWER STEERING

19-30-0 STEERING WHEEL - Cont'd						
19-30-4	WHEEL - Cont'd					
	Red, w/Trim Codes H3V, H3R, M3R, M9R, M3V, M9V, w/Model VY1 w/o Adjustable Tilt Steering Wheel	8	1	----	----	4011 VRR
	White, w/Trim Codes All, w/Model VY1 w/o Adjustable Tilt Steering Wheel	8	1	----	----	4011 VW4
	Yellow Gold, w/Trim Codes E1Y, L1Y, L4Y, w/Model VA3, w/Adjustable Tilt Steering Wheel	8	1	----	4014 VY5	
	Blue, w/Trim Codes E1B, H1B, H3B, H4B, H7B, H3C, L1B, L2B, L4B, M1B, M3B, M4B, M7B, M8B, M9B, M3C, M9C, w/Models VA3, VC1, VC2, VC3, VY1, w/Adjustable Tilt Steering Wheel	8	1	----	4014 VB4	4014 VB4
	Yellow Tan, w/Trim Codes E1T, H1T, H4T, H7T, H3L, H7L, L1T, L2T, L4T, M1T, M3T, M4T, M7T, M9T, w/Models VA3, VC1, VC2, VC3, VY1, w/Adjustable Tilt Steering Wheel	8	1	----	4014 VT4	4014 VT4
	Turquoise, w/Trim Codes E1Q, H1Q, H4Q, L1Q, L2Q, L4Q, M7Q, M8Q, w/Models VA3, VC1, VC3, VY1, w/Adjustable Tilt Steering Wheel	8	1	----	4014 VQ4	4014 VQ4
	Maroon, w/Trim Codes H1M, H7M, L1M, L2M, M1M, M7M, M8M, w/Models VC1, VC2, VC3, VY1, w/Adjustable Tilt Steering Wheel	8	1	----	----	4014 VM4
	Red, w/Trim Codes H3R, H4R, H3V, L1R, L4R, M3R, M4R, M9R, M3V, M9V, w/Models VA3, VC1, VC2, VC3, VY1, w/Adjustable Tilt Steering Wheel, Transparent	8	1	----	*4014 VR7	*4014 VR7
	Red, w/Trim Codes H3R, H4R, H3V, L1R, L4R, M3R, M4R, M9R, M3V, M9V, w/Models VA3, VC1, VC2, VC3, VY1, w/Adjustable Tilt Steering Wheel, Opague	8	1	----	E4018 VR7	E4018 VR7
	Yellow Green, w/Trim Codes H1F, H3F, H7H, L1F, L2F, M3F, M9F, M7H, M8H, w/Models VC1, VC3, VY1, w/Adjustable Tilt Steering Wheel	8	1	----	----	E4014 VF6
	Yellow Green, w/Trim Codes L1F, L2F, H1F, M3F, M7H, M8H, M9F, H3F, H7H, w/Models VC1, VC3, VY1, w/Adjustable Tilt Steering Wheel	8	1	----	----	E4014 VF9
	Gray, w/Trim Codes H1N, H2N, H7P, H3W, H4W, H3X, L1N, L4N, L4X, M1N, M7N, M8N, M7P, M3W, M4W, M8W, M9W, M3X, M4X, M8X, M9X, w/Models VC1, VC2, VC3, w/Adjustable Tilt Steering Wheel	8	1	----	----	E4014 VX9
19-30-9	SKIRT, Steering Wheel, Yellow Gold, w/Adjustable Tilt Steering Wheel, w/Trim Codes E1Y, L1Y, L4Y, w/Model VA3	8	1	----	4015 VY5	
	SKIRT, Steering Wheel, Blue, w/Adjustable Tilt Steering Wheel, w/Trim Codes E1B, H1B, H3B, H4B, H7B, H3C, L1B, L2B, L4B, M1B, M3B, M4B, M7B, M8B, M9B, M3C, M9C, w/Models VA3, VC1, VC2, VC3, VY1	8	1	----	4015 VB4	4015 VB4

★ Indicates use as required.

Numerals in parentheses () refer to notes.

Printed in U.S.A.

E Indicates parts not listed in any previous parts book.

Prices and specifications subject to change without notice.

* Indicates change or addition.

CODE	PART NAME AND DESCRIPTION	CYL	PER CAR	VALIANT DART	PLYMOUTH DODGE	CHRYSLER IMPERIAL
------	---------------------------	-----	---------	--------------	----------------	-------------------

POWER STEERING

19-30-0 STEERING WHEEL - Cont'd

19-30-9	SKIRT, Steering Wheel, Yellow Tan, w/Adjustable Tilt Steering Wheel, w/Trim Codes E1T, H1T, H4T, H7T, H3L, H7L, L1T, L2T, L4T, M1T, M3T, M4T, M7T, M9T, w/Models VA3, VC1, VC2, VC3, VY1	8	1	----	4015 VT4	4015 VT4
	SKIRT, Steering Wheel, Red, w/Adjustable Tilt Steering Wheel, w/Trim Codes H3R, H4R, H3V, L1R, L4R, M3R, M4R, M9R, M3V, M9V, w/Models VA3, VC1, VC2, VC3, VY1, Transparent	8	1	----	*4015 VR7	*4015 VR7
	Skirt, Steering Wheel, Red, w/Adjustable Tilt Steering Wheel, w/Trim Codes H3R, H4R, H3V, L1R, L4R, M3R, M4R, M9R, M3V, M9V, w/Models VA3, VC1, VC2, VC3, VY1, Opague	8	1	----	B4019 VR7	B4019 VR7
	SKIRT, Steering Wheel, Turquoise, w/Adjustable Tilt Steering Wheel, w/Trim Codes E1Q, H1Q, H4Q, L1Q, L2Q, L4Q, M7Q, M8Q, w/Models VA3, VC1, VC3, VY1	8	1	----	4015 VQ4	4015 VQ4
	SKIRT, Steering Wheel, Maroon, w/Adjustable Tilt Steering Wheel, w/Trim Codes H1M, H7M, L1M, L2M, M1M, M7M, M8M, w/Models VC1, VC2, VC3, VY1	8	1	----	----	4015 VM4
	SKIRT, Steering Wheel, Yellow Green, w/Adjustable Tilt Steering Wheel, w/Trim Codes H1F, H3F, H7H, L1F, L2F, M3F, M9F, M7H, M8H, w/Models VC1, VC3, VY1	8	1	----	----	4015 VF6
	SKIRT, Steering Wheel, Gray, w/Adjustable Tilt Steering Wheel, w/Trim Codes H1N, H2N, H7P, H3W, H4W, H3X, L1N, L4N, M1N, M7N, M8N, M3W, M4W, M7P, M8W, M9W, M3X, M4X, M8X, M9X, w/Models VC1, VC2, VC3, VY1	8	1	----	----	4015 VA5
	SKIRT, Steering Wheel, Black, w/Adjustable Tilt Steering Wheel, w/Trim Codes H1N, H2N, H4W, H3W, H3X, H7P, L1N, L4N, L4X, M1N, M4W, M4X, M8W, M8X, M3W, M3X, M7N, M7P, M8N, M9X, M9W, w/Models VC1, VC2, VC3, VY1	8	1	----	----	B4015 VX9
19-30-18	NUT, Wheel, except VA3, VC1, VC2, VC3		1	145 032	145 032	145 032
	VA3, VC1, VC2, VC3	8	1	----	145 011	145 011

19-31-0 STEERING COLUMN BRACKET

19-31-1	BRACKET, Column, VA3	8	1	----	1839 984	
19-31-7	BRACE, Instrument Panel Steering Column Support to Windshield Lower Frame, except VA3, w/Two 1/2" dia. Holes		1	----	2217 705	
	Except VA3, w/One 1/2" dia. Hole, Right		1	----	2571 118	
	Except VA3, w/One 1/2" dia. Hole, Left		1	----	2570 185	
	BRACE, Steering Column to Windshield Frame Upper, VY1	8	1	----	----	2217 845
	BRACE, Instrument Panel Steering Column, w/Welded SCREW and NUT, VY1	8	1	----	----	2491 687
19-31-14	SPACER, Instrument Panel Steering Column Support Bracket to Lower Reinforcement, VA3	8	★	----	2218 212	
19-31-15	NUT, w/WASHER, Column Clamp to Support Strut, except VA3		1	----	2076 232	

● Indicates use as required. Numerals in parentheses () refer to notes. Printed in U.S.A.
 ☐ Indicates parts not listed in any previous parts book. Prices and specifications subject to change without notice.
 March 15, 1965 Supersedes March 16, 1964. Page 19-28 * Indicates change or addition.

CODE	PART NAME AND DESCRIPTION	CYL	PER CAR	VALIANT DART	PLYMOUTH DODGE	CHRYSLER IMPERIAL
------	---------------------------	-----	---------	--------------	----------------	-------------------

POWER STEERING

19-46-0 GEARSHIFT ROD OR TUBE						
19-46-3	TUBE, w/Manual Trans., approx. 31" lgh.	6	1	2409 756		
	w/Manual Trans., approx. 29" lgh.	6	1	2405 614		
	w/Manual Trans.	8	1	2405 614		
	w/Manual Trans., except VA3.		1	----	2409 756	
	SCREW, Bearing		2	9417 749	9417 749	
19-46-8	HOUSING, Column Gearshift, w/Manual Trans., except VA3.		1	2265 651	2265 651	
	WASHER		1	*6023 046		
19-46-12	SPACER, Column Gearshift Tube Lever, w/Manual Trans., except VA3.		1	2265 688	2265 688	
19-46-16	LEVER, Column Gearshift Tube, First and Reverse, w/Manual Trans., approx. 4 1/4" lgh. First and Reverse, w/Manual Trans., approx. 4" lgh.	6	1	2265 682		
	First and Reverse, w/Manual Trans.	6	1	2405 618		
	First and Reverse, w/Manual Trans.	8	1	2405 618		
	First and Reverse, w/Manual Trans., except VA3		1	----	2265 682	
19-46-19	WASHER, Column Gearshift Tube Lever, w/Manual Trans., except VA3.		1	2265 687	2265 687	
19-46-55	SUPPORT, Column Gearshift Tube Lever, w/Manual Trans., except VA3		1	2265 689	2265 689	
	SCREW		3	9417 749	9417 749	
19-48-0 GEARSHIFT CONTROL RODS						
19-48-1	ROD, First and Reverse, w/Manual Trans., w/Round Ends	6	1	2461 051		
	First and Reverse, w/Manual Trans., w/One Flat End and One Round End	6	1	2405 570		
	ROD, Second and High, w/Manual Trans., approx. 15 1/4" lgh.	6	1	2461 050		
	Second and High, w/Manual Trans., approx. 12" lgh.	6	1	2405 569		
	First and Reverse, w/Manual Trans.	8	1	2467 914		
	Second and High, w/Manual Trans.	8	1	2467 913		
	First and Reverse, w/Manual Trans.	6	1	----	2409 420	
	First and Reverse, w/Manual Trans., Heavy Duty First and Reverse, w/Manual Trans., except VA3 Second and High, w/Manual Trans., except VA3	6	1	----	2409 421	
		8	1	----	2409 421	
		1	1	----	2409 419	
19-48-2	END, Gearshift Control Rod, Second and High. . .		1	2461 938		
19-48-7	SMALL PARTS PACKAGE, Gearshift Control, w/Manual Trans.		1	2421 772		
	w/Manual Trans.	6	1	----	2421 770	
	w/Manual Trans., Heavy Duty.	6	1	----	2421 771	
	Use w/o Grommets in Transmission Levers, except VA3	8	1	----	2421 771	
	Use w/Grommets in Transmission Levers, except VA3	8	1	----	2421 770	
19-48-12	CLAMP, Control Rod, First and Reverse, except VA3		1	2204 274	2204 274	

* Indicates use as required Numerals in parentheses () refer to notes. Printed in U.S.A.
 □ Indicates parts not listed in any previous parts book. Prices and specifications subject to change without notice.
 * Indicates change or addition. March 15, 1965 Supersedes March 16, 1964.
 Page 19-29

CODE	PART NAME AND DESCRIPTION	CYL	PER CAR	VALIANT DART	PLYMOUTH DODGE	CHRYSLER IMPERIAL
------	---------------------------	-----	---------	--------------	----------------	-------------------

POWER STEERING

19-48-0 GEARSHIFT CONTROL RODS - Cont'd

19-48-16	SWIVEL, Control Rod, First and Reverse, except VA3		1	2208 155	2208 155	
	Second and High, except VA3		1	-----	2074 521	
19-48-21	WASHER, Control Rod, Plain, Thin, VA3, VC1, VC2		★	631 217	631 217	631 217
	Plain, Thick, except VA3		★	-----	1533 190	
19-48-23	CLIP, Control Rod, Cotter, VC1, VC2		★	1137 669	1137 669	1137 669
	CLIP, Control Rod, Anti-Rattle, except VA3		1	2405 205	2405 205	
	CLIP, Spring, Control Rod, except VA3		★	6025 071	6025 071	
19-48-45	SHAFT, Control Torque, Std.	6	1	-----	2409 422	
	Heavy Duty	6	1	-----	2409 423	
	Except VA3	8	1	-----	2409 423	
	WASHER, Spring		1	-----	6023 086	
	WASHER, Plain		2	-----	6023 085	
19-48-46	BRACKET, Control Torque Shaft Frame, except VA3		1	-----	2208 156	
	GROMMET, Control Torque Shaft Frame Bracket, except VA3		1	-----	2208 158	
	Except VA3		1	-----	1941 699	
19-48-50	BUSHING, Control Torque Shaft Frame Bracket Grommet, except VA3		1	-----	2208 159	
19-48-51	SPACER, Control Torque Shaft, except VA3		2	-----	2208 172	
19-48-52	RETAINER, Control Torque Shaft, except VA3		1	-----	1671 569	
19-54-0 POWER STEERING OIL PUMP						
19-54-2	PUMP PACKAGE, except VA3		1	2495 057	2495 057	
	VA3		8	-----	2196 082	2196 082
	WASHER, Bolt, except 318 cu. in. Eng.		8	-----	6022 190	

POWER STEERING OIL PUMP DETAIL PARTS

NOTE: Quantity 1 per vehicle unless otherwise indicated.

CODE	PART NAME	PUMP ASSEMBLIES		
		2495 057 VV1, VL1, VP1, VD1	2495 057 VV2, VL2, VP2, VD2	2196 082 VA3, VC1, VC2, VC3 VY1
19-54-55	SEAL PACKAGE, Pump	2495 054	Ⓜ2495 054	2279 998
19-54-60	FILTER, Pump	1851 957	1851 957	1851 957
19-54-86	PULLEY, Pump, w/o Air Conditioning, VV1, VL1	2128 578		
	w/Air Conditioning, VV1, VL1	2268 665		
	VP1, VD1	2128 578		

★ Indicates use as required.

Numerals in parentheses () refer to notes.

Printed in U.S.A.

Ⓜ Indicates parts not listed in any previous parts book.

Prices and specifications subject to change without notice.

March 15, 1965 Supersedes March 16, 1964.

* Indicates change or addition.

POWER STEERING

19-54-O POWER STEERING OIL PUMP - Cont'd

POWER STEERING OIL PUMP DETAIL PARTS - Cont'd

NOTE: Quantity 1 per vehicle unless otherwise indicated.

CODE	PART NAME	PUMP ASSEMBLIES		
		2495 057 VV1, VL1, VP1, VD1	2495 057 VV2, VL2, VP2, VD2	2196 082 VA3, VC1, VC2, VC3 VY1
19-54-86	PULLEY - Cont'd			
	w/o Air Conditioning, VP1, VD1, Police and Taxi	2202 851		
	VP2, VD2, w/318 cu. in. Eng., VV2, VL2	----	1733 488	
	w/o Air Conditioning, VP2, VD2 except 318 cu.in. Eng. . .	----	1826 056	
	w/Air Conditioning, VP2, VD2, except 318 cu. in. Eng. . .	----	1851 732	
	w/o Air Conditioning, VA3, VC1, VC2, VC3	----	----	2128 337
	w/Air Conditioning, VA3, VC1, VC2, VC3	----	----	2128 338
	VY1	----	----	2128 337
	PULLEY, Drive, see Part Type Code 7-06-1			
19-54-90	BELT, Pump, see Part Type Code 7-03-1			
19-54-91	STRAP, Pump Bracket to Water Pump, w/o Air Conditioning, VV1, VL1	2402 284		
	w/Air Conditioning, VV1, VL1	2268 766		
	w/o Air Conditioning, VP1, VD1, Police and Taxi	2268 766		
19-54-115	BRACKET, Pump, w/o Air Conditioning, VV1, VL1	2205 521		
	w/Air Conditioning, VV1, VL1	2129 916		
	VP1, VD1	2205 521		
	w/o Air Conditioning, VP1, VD1, Police and Taxi	2129 916		
	BRACKET, Pump Engine, w/o Air Conditioning, VV1, VL1 . .	2268 690		
	VP1, VD1	2268 690		
	w/o Air Conditioning, VP1, VD1, Police and Taxi.	2202 846		
	BRACKET, Pump, Front, w/273, 318 cu. in. Engines.	----	1945 384	
	Pump, Rear, w/273, 318 cu. in. Engines	----	1851 314	
	Pump, Front, except 273, 318 cu. in. Engines	----	1826 058	
	Pump, Rear, except 273, 318 cu. in. Engines	----	1826 057	
	BRACKET, Pump	----	----	2128 323
	Pump Adjusting	----	----	2128 324
	SCREW, Water Pump to Cylinder Block Power Steering Pump Bracket Adjusting.	----	6024 810	6024 810
	WASHER	6022 190	6022 190	6022 190
19-54-121	NUT, Pump Front Insert	2127 189	2127 189	2120 012
19-54-123	BOLT, Pump Engine Bracket Swivel, w/o Air Conditioning, VV1, VL1	2402 285		
	w/Air Conditioning, VV1, VL1	2202 850		
	VP1, VD1	2402 285	----	2128 325
	w/o Air Conditioning, VP1, VD1, Police and Taxi	2202 850		
	SCREW, w/WASHER, Pump Engine Bracket Mounting, VP1, VD1 (3 used)	6023 050		
19-54-126	SEAL, Pump Flow Control Valve Bore (2 used)	2120 017	2120 017	2120 017
19-54-130	SNAP RING, Pump Flow Control Valve	1738 678	1738 678	1738 678
19-54-131	BUMPER, Pump Bracket	----	----	1940 147

* Indicates use as required.

Ø Indicates parts not listed in any previous parts book.

* Indicates change or addition.

Numerals in parentheses () refer to notes.

Printed in U.S.A.
Prices and specifications subject to change without notice.

March 15, 1965 Supersedes March 16, 1964.

POWER STEERING

19-54-O POWER STEERING OIL PUMP - Cont'd

POWER STEERING OIL PUMP DETAIL PARTS - Cont'd

NOTE: Quantity 1 per vehicle unless otherwise indicated.

CODE	PART NAME	PUMP ASSEMBLIES		
		2495 057 VV1, VL1, VP1, VD1	2495 057 VV2, VL2, VP2, VD2	2196 082 VA3, VC1, VC2, VC3, VY1
19-54-132	NUT, Pump Engine Bracket Swivel Bolt	2129 684	----	2129 684
19-54-133	PLATE, Pump Engine Bracket, w/Air Conditioning, VP1, VD1	2264 872		
19-54-179	SPACER, Pump Oil Reservoir Mounting	446 363	----	446 363
19-54-180	RESERVOIR, w/FILLER, Pump Oil	2127 174	2127 174	2127 196
19-54-181	OIL SEAL, Pump Oil Reservoir	1732 946	1732 946	2120 018
	SEAL, Pump Oil Reservoir Mounting (round) (2 used)	2127 486	2127 486	
	SEAL, Pump Oil Reservoir Mounting (flat)	1738 662	1738 662	
19-54-182	CAP, w/SEAL, Pump Oil Reservoir Filler.	2127 284	2127 284	2127 284
19-54-188	SEAT, Pump Outlet	1738 683	1738 683	1738 683
19-54-196	COOLER, Power Steering Pump Oil.	----	----	2267 616
	OIL COOLER Kit, Power Steering	----	E2267 657	E2267 657
19-54-197	BRACKET, Power Steering Pump Oil Cooler	----	----	2267 641
	BRACKET, Power Steering Hose Oil Cooler	----	E2267 655	E2267 655
19-54-198	CLIP, Power Steering Pump Oil Cooler, VA3, VC1, VC2, VC3	----	----	2267 624
	VY1	----	----	2267 623
	SCREW, w/WASHER.	----	----	6022 802
	NUT	----	----	6023 169
	CLAMP, Power Steering Pump Oil Cooler.	----	----	2267 643
	SCREW, w/WASHER.	----	----	6022 802
19-54-219	PLUG, Pump Flow Control Valve Bore (2 used)	2120 016	2120 016	
19-54-228	SPRING REPAIR PACKAGE, Pump Slipper	2495 053	2495 053	2448 097
19-54-246	VALVE, Pump Relief, VV1, VL1	2127 184		
	VP1, VP2, VD1, VD2, VV2, VL2	2127 185	2127 185	
	VA3, VC1, VC2, VC3	----	----	2121 600
	VY1	----	----	1944 792
19-54-248	GASKET, Pump Oil Pressure Relief Valve	1852 920	1852 920	1852 920
19-54-258	OIL SEAL, Pump Front Insert	----	----	2128 275

★ Indicates use as required.

Numerals in parentheses () refer to notes.

Printed in U.S.A.

E Indicates parts not listed in any previous parts book.

Prices and specifications subject to change without notice.

March 15, 1965 Supersedes March 16, 1964.

Page 19-32

* Indicates change or addition.

CODE	PART NAME AND DESCRIPTION	CYL	PER CAR	VALIANT DART	PLYMOUTH DODGE	CHRYSLER IMPERIAL
------	---------------------------	-----	---------	--------------	----------------	-------------------

POWER STEERING

19-56-0 POWER STEERING GEAR PISTON

19-56-6	RING, Gear Piston		1	1822 672	1822 672	1822 672
	"O" RING, Gear Piston Ring		1	1822 671	1822 671	1822 671
19-56-83	SPRING, Gear Pressure Control Valve, Lower . .		1	1822 442	1822 442	1822 442
19-56-90	"O" RING, Gear Pressure Control Valve		1	1536 268	1536 268	1536 268

19-57-0 POWER STEERING GEAR VALVES

19-57-1	SEAL PACKAGE, Gear Valve		1	2279 985	2279 985	2279 985
19-57-2	PISTON and SPRING PACKAGE, Pressure Control Valve		1	1879 509	1879 509	1879 509
19-57-3	VALVE, Gear	6	1	1823 148		
	Except VY1	8	1	E2267 620		
	VY1		1	----	1823 148	1823 148
			1	----	----	2267 584
19-57-13	"O" RING, Gear Valve Housing		1	1733 612	1733 612	1733 612
19-57-16	GASKET, Gear Valve Plug		1	1733 724	1733 724	1733 724
19-57-63	LEVER, Gear Valve		1	1822 380	1822 380	1822 380
19-57-64	SPRING, Gear Valve Lever		1	1823 151	1823 151	1823 151

19-58-0 POWER STEERING GEAR HOSE

19-58-7	HOSE, Pump Pressure	6	1	2127 211		
		8	1	2267 598		
	Except VA3		1	----	2127 255	
	VA3, VC1, VC2, VC3	8	1	----	2201 764	2201 764
	VY1	8	1	----	----	2127 267
19-58-9	SLEEVE, Pump Pressure Hose	8	1	E2127 337	E2267 679	E2267 679
	SLEEVE, Pump Return Hose	8	1	2127 280		
	SLEEVE, Pump Hose at Battery Tray, VA3	8	2	----	2267 644	2267 644
	SLEEVE, Pump Hose at Oil Cooler, VA3	8	2	----	2267 644	2267 644
	SLEEVE, Pump Hose at Automatic Pilot, VA3 . .	8	2	----	2267 644	2267 644
	BUMPER, Pump Pressure Hose, VP2, VD2, except 318 cu. in. Eng.	8	1	----	1637 502	
	Except VC2-300K	8	1	----	----	2127 280
	VC2-300K	8	1	----	----	1637 502
19-58-14	HOSE, Pump Return	6	1	2200 560	2200 560	
		8	1	2267 601		
	Except VA3	8	1	----	2267 235	
	HOSE, Pump Return, w/o Air Conditioning, VA3, VC1, VC2 except 300K, VC3	8	1	----	2127 375	2127 375
	Front, w/o Air Conditioning, VC2-300K	8	1	----	----	2127 439
	Rear, w/o Air Conditioning, VC2-300K	8	1	----	----	2127 438
	TUBE, Pump Return, w/o Air Conditioning, VC2-300K	8	1	----	----	2127 440
	HOSE, Pump Return, w/o Air Conditioning, VY1 .	8	1	----	----	2127 376
	HOSE, Power Steering Pump Gear to Oil Cooler, w/Air Conditioning	8	1	----	E2267 696	E2267 696
	HOSE, Power Steering Pump Oil Cooler to Power Steering Pump, w/Air Conditioning	8	1	----	E2267 699	E2267 699

★ Indicates use as required. Numerals in parentheses () refer to notes. Printed in U.S.A.
 E Indicates parts not listed in any previous parts book. Prices and specifications subject to change without notice. March 15, 1965.
 * Indicates change or addition. Page 19-33

