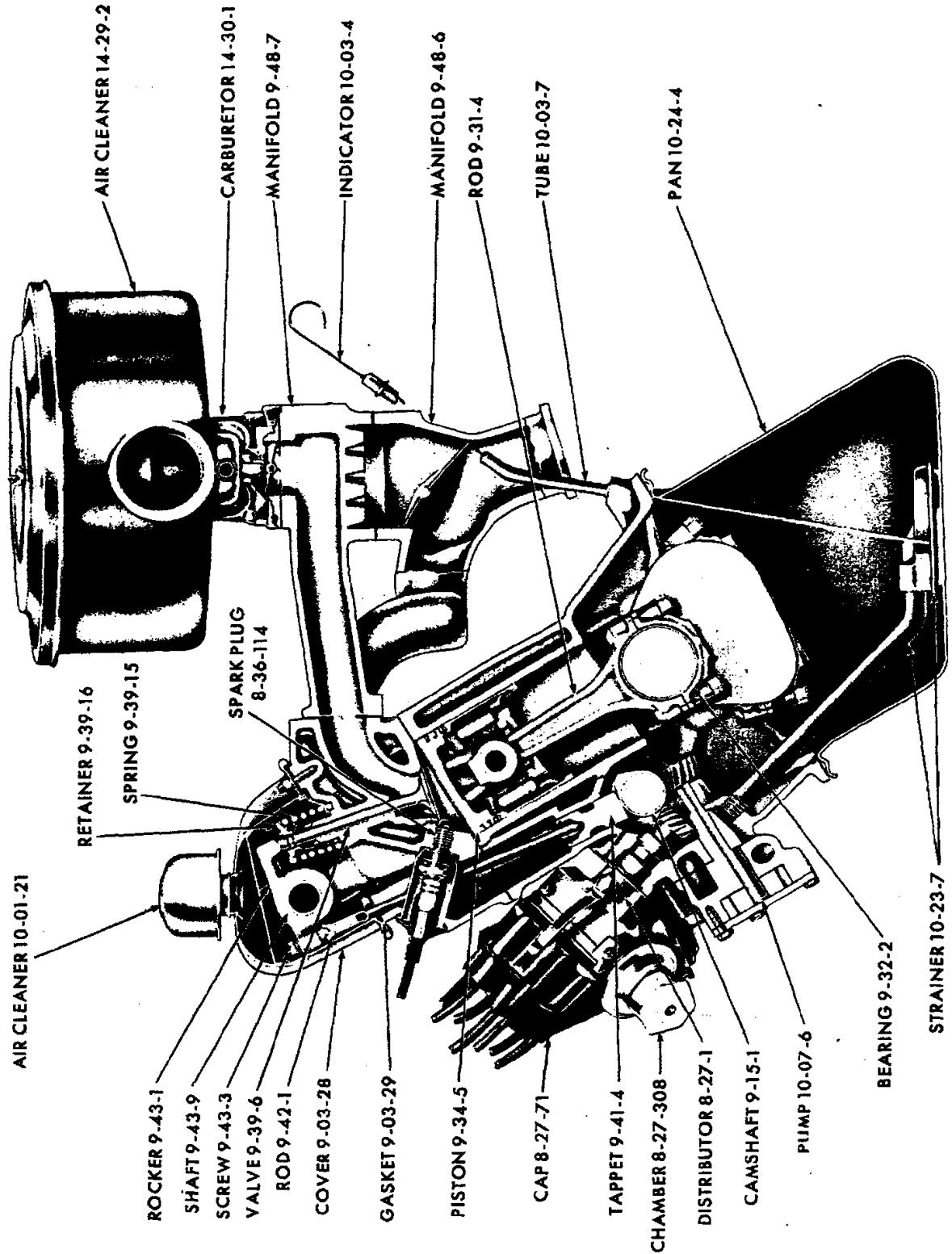
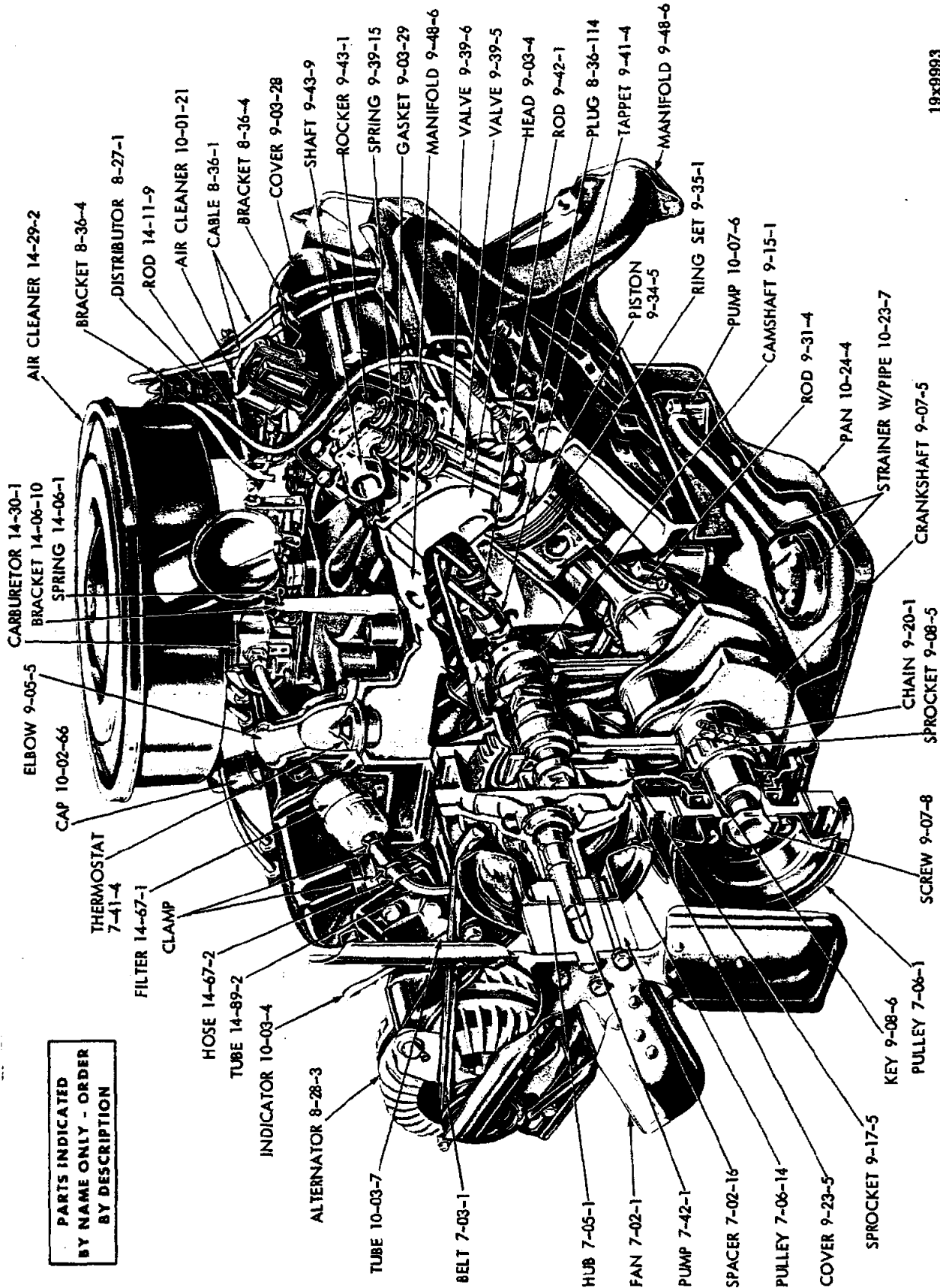


GROUP 10 - ENGINE OILING



19x8778

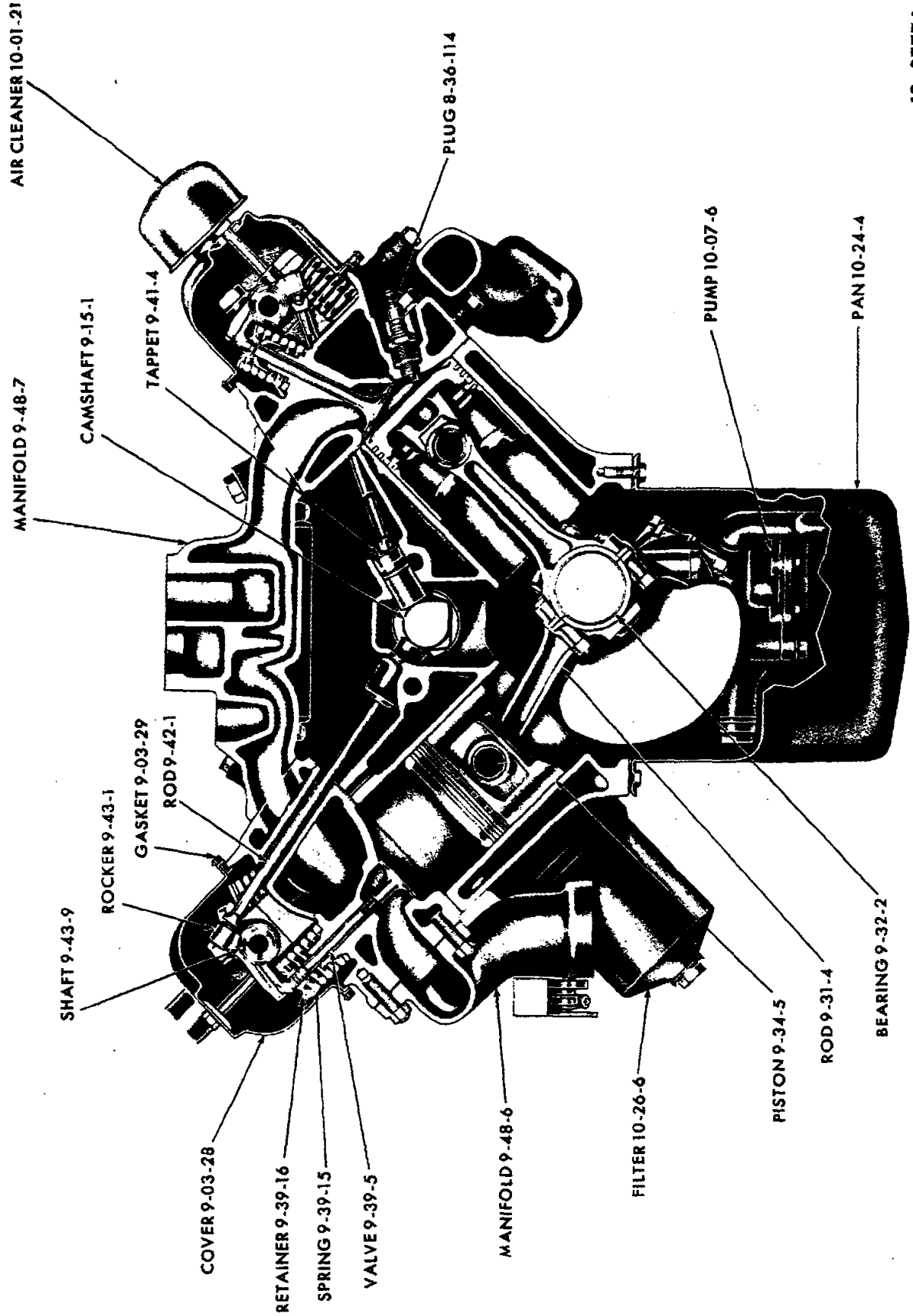
ENGINE OILING (6 CYLINDER) - 170 AND 225 CU. IN. DISPLACEMENT



PARTS INDICATED
BY NAME ONLY - ORDER
BY DESCRIPTION

19x9993

ENGINE OILING (V8 CYLINDER) - 273 CU. IN. DISPLACEMENT



AIR CLEANER 10-01-21

PLUG 8-36-114

MANIFOLD 9-48-7

CAMSHAFT 9-15-1

TAPPET 9-41-4

PUMP 10-07-6

PAN 10-24-4

SHAFT 9-43-9

ROCKER 9-43-1

GASKET 9-03-29

ROD 9-42-1

COVER 9-03-28

RETAINER 9-39-16

SPRING 9-39-15

VALVE 9-39-5

MANIFOLD 9-48-6

FILTER 10-26-6

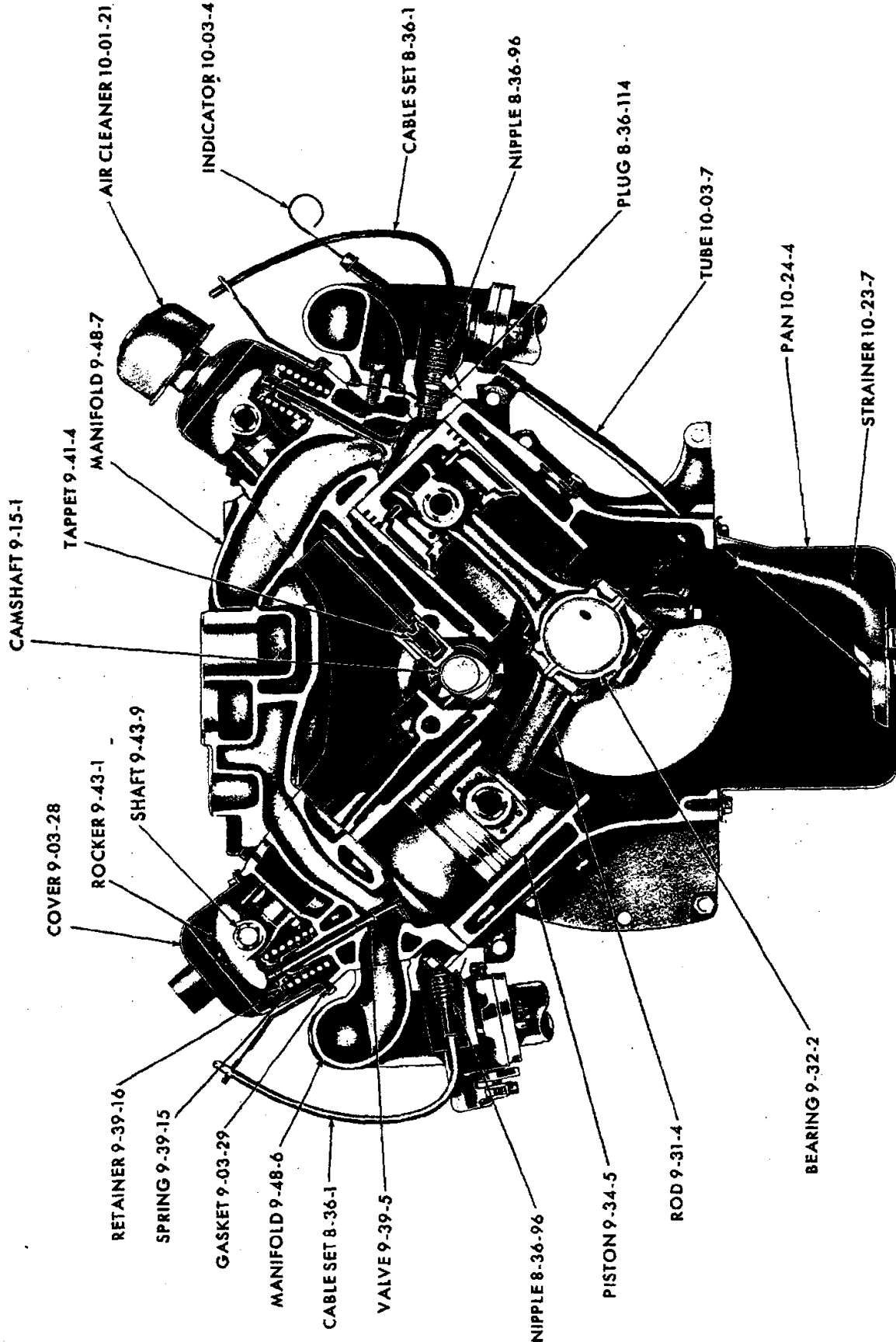
PISTON 9-34-5

ROD 9-31-4

BEARING 9-32-2

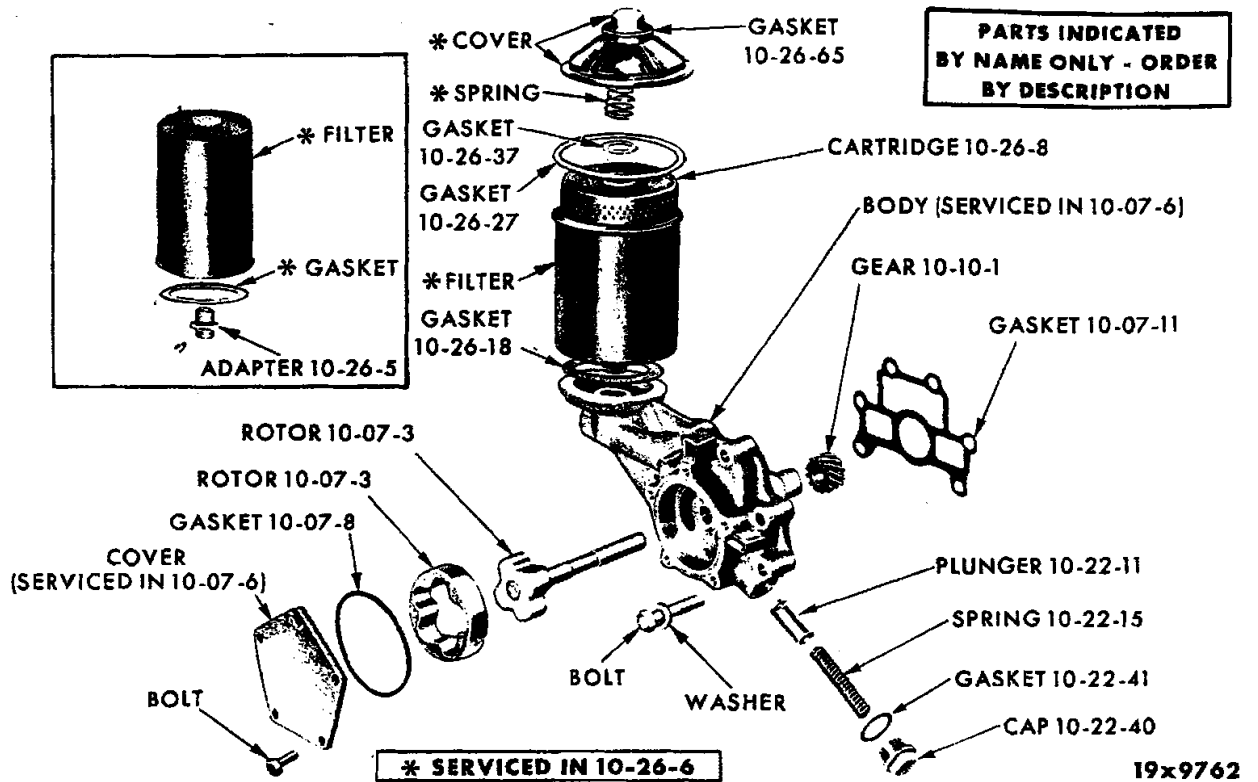
19x8777A

ENGINE OILING (V8 CYLINDER) - 318 CU. IN. DISPLACEMENT

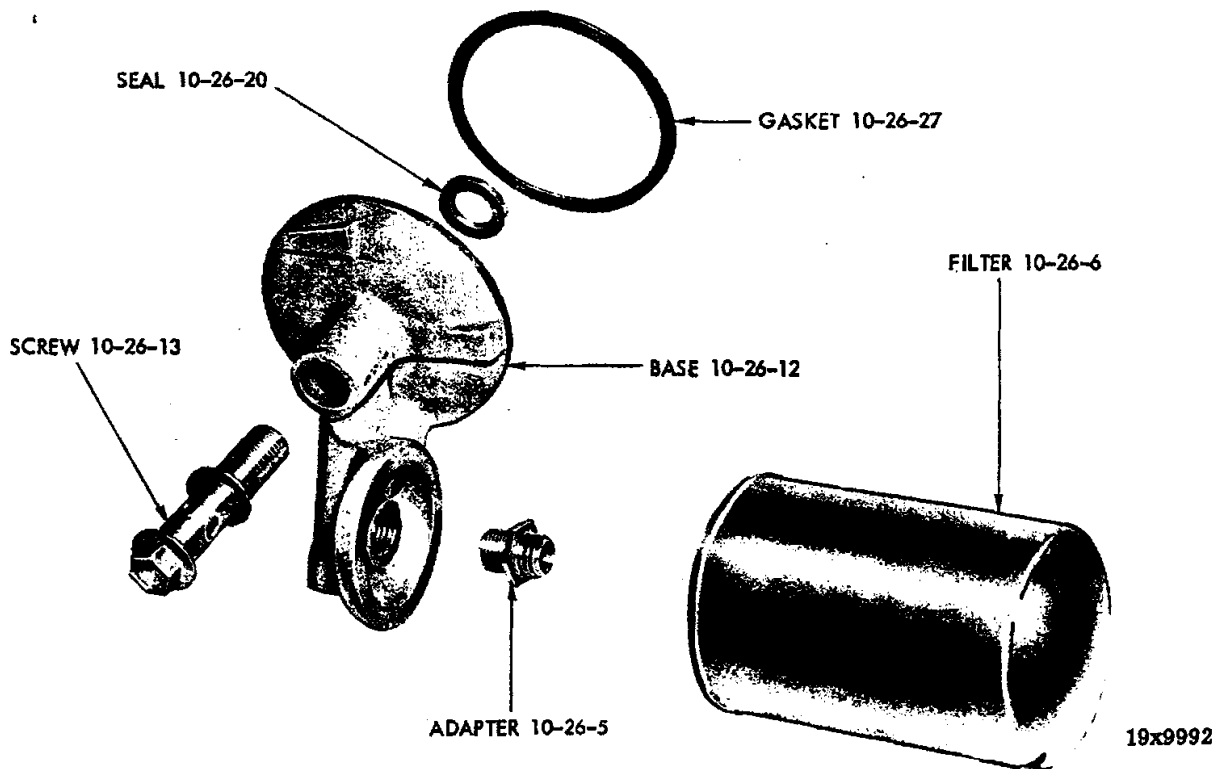


19x8776A

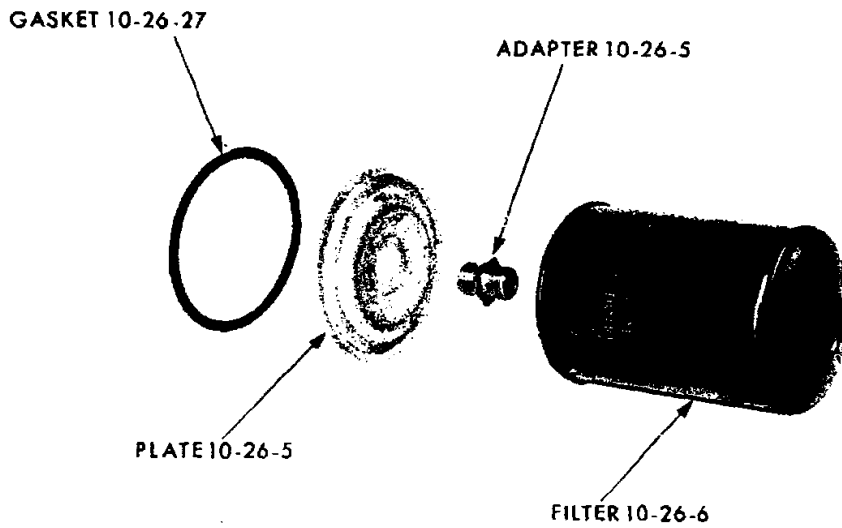
ENGINE OILING (V8 CYLINDER) - 361, 383 AND 413 CU. IN. DISPLACEMENT



OIL PUMP AND FILTER - 6 CYLINDER (170 AND 225 CU. IN. DISPLACEMENT)

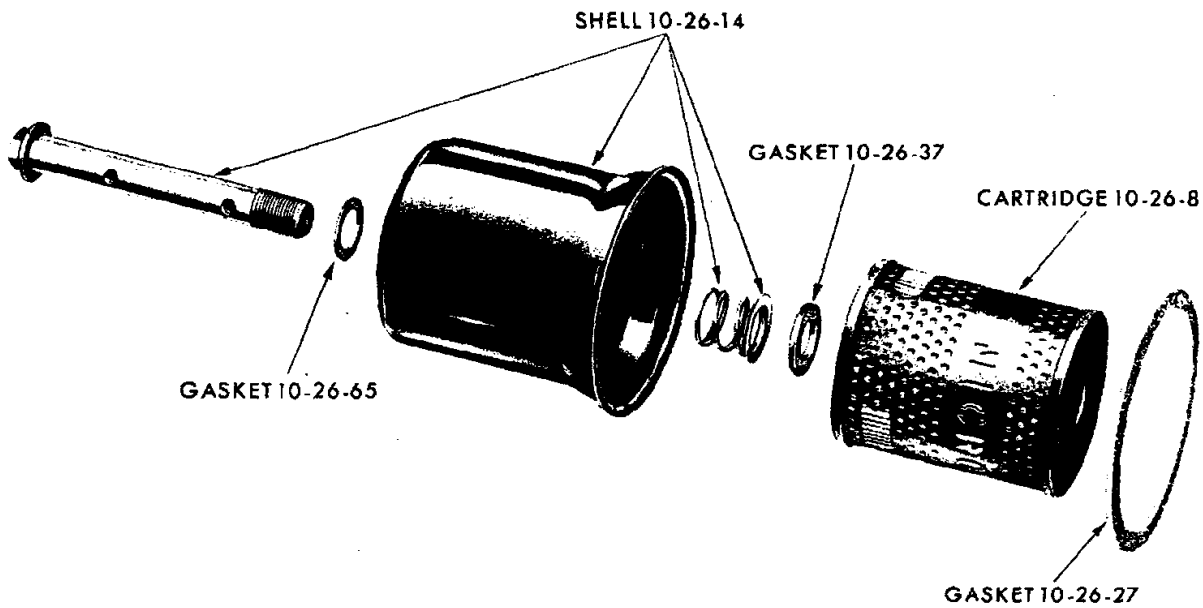


OIL FILTER - 273 CU. IN. DISPLACEMENT



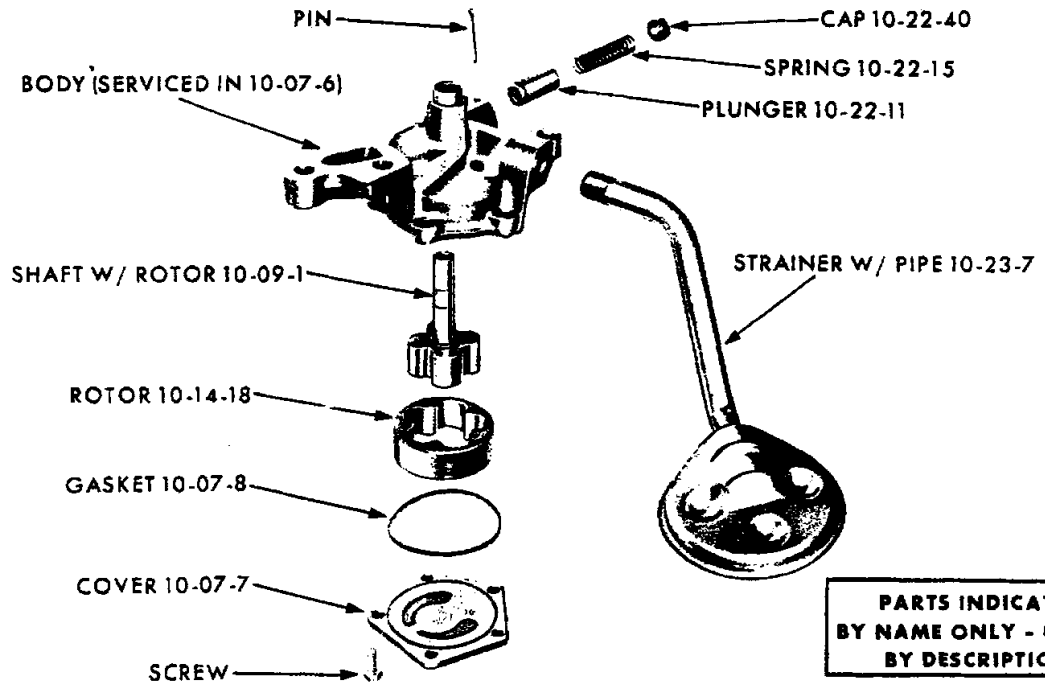
19x9489

OIL FILTER - 318 CU. IN. DISPLACEMENT



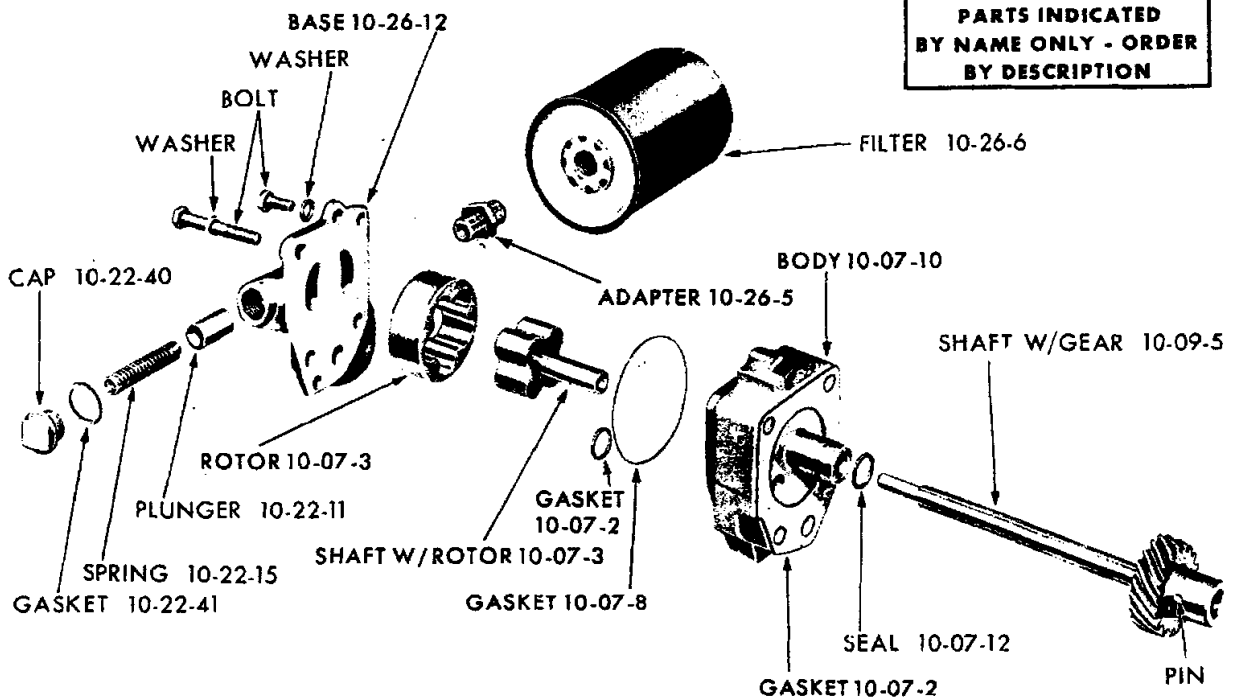
19x8591

OIL FILTER - 318 CU. IN. DISPLACEMENT (REPLACEABLE CARTRIDGE TYPE)



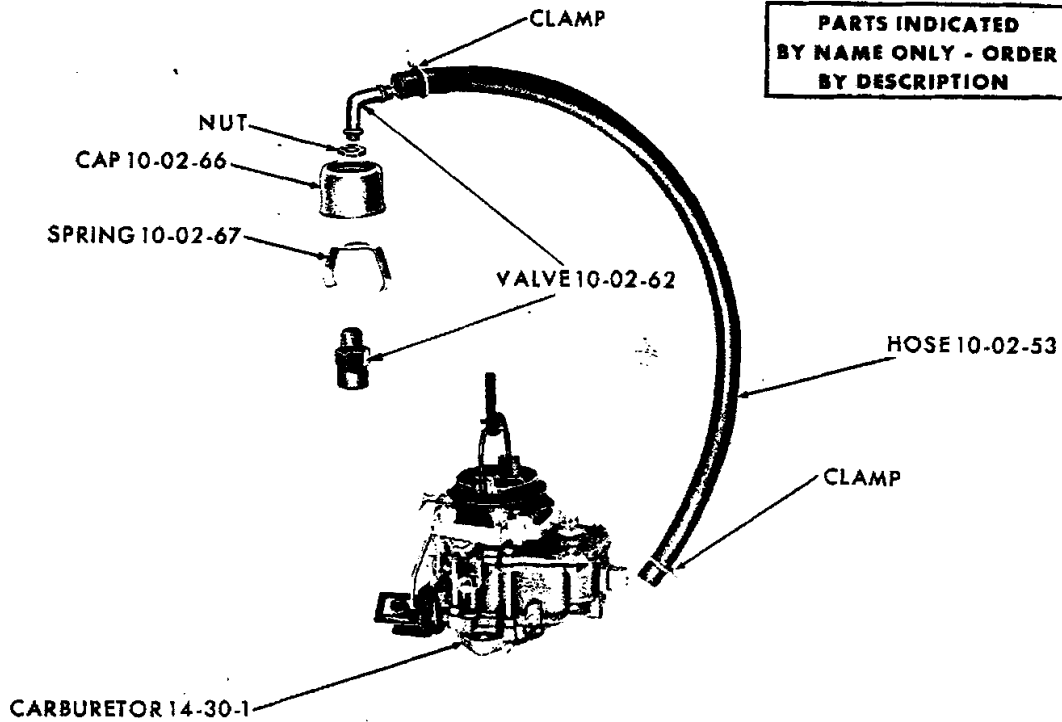
19x9226

OIL PUMP - 273 AND 318 CU. IN. DISPLACEMENT



19x8317E

OIL PUMP - 361, 383, 413 AND 426 CU. IN. DISPLACEMENT



19x9077 B

CRANKCASE - CLOSED VENT SYSTEM

NOTES

Series of horizontal lines provided for user notes.

CODE	PART NAME AND DESCRIPTION	CYL	PER CAR	VALIANT DART	PLYMOUTH DODGE	CHRYSLER IMPERIAL
10-01-0 CRANKCASE VENT INLET AIR CLEANER						
10-01-21	AIR CLEANER, Std.		1	2402 199	2402 199	2402 199
	Heavy Duty		1	2402 013	2402 013	2402 013
	w/Carburetor Air Cleaner Tube Fitting		1	2463 989	2463 989	2463 989
	VP2, VD2 w/426 cu. in. Eng.	8	1	-----	2463 858	
	VP2, VD2 w/426 cu. in. Eng., w/Carburetor Air Cleaner Tube Fitting	8	1	-----	2463 866	
10-01-40	CLAMP, Inlet Air Cleaner to Carburetor Air Cleaner		2	* 870 469	* 870 469	* 870 469
10-02-0 CRANKCASE CLOSED VENT SYSTEM						
10-02-40	NIPPLE, Intake Manifold Equalizer Tube, VC2-300K	8	1	-----	-----	2206 151
10-02-53	HOSE, Vent Valve to Carburetor (sold by the inch)		*	* 883 031	* 883 031	* 883 031
	Air Cleaner Inlet to Carburetor Air Cleaner, (sold by the inch)		*	B2127 512	B2127 512	B2127 512
10-02-62	VALVE, Vent, w/170 cu. in. Eng.	6	1	B2465 264	B2465 265	B2465 265
	Except 170 cu. in. Eng.		1	B2465 265	B2465 265	B2465 265
10-02-66	CAP, Vent Valve		1	2203 116	2203 116	2203 116
	VP2, VD2 w/426 cu. in. Eng.	8	1	-----	2463 860	
10-02-87	SPRING, Vent Valve		1	2203 117	2203 117	2203 117
10-03-0 OIL LEVEL INDICATOR						
10-03-4	INDICATOR	6	1	2463 444		
		8	1	*2402 839		
	VP1, VD1, Police and Taxi	6	1	-----	2463 444	
	VP1, VD1.	6	1	-----	2463 445	
	w/318 cu. in. Eng.	8	1	-----	2402 839	
	w/361 and 383 cu. in. Eng., except VA3	8	1	-----	2402 840	
	VP2, VD2, w/426 cu. in. Eng.	8	1	-----	*2465 257	
	VP2, VD2 w/426 cu. in. Eng., Hemispherical	8	1	-----	B2468 837	
	VA3	8	1	-----	2402 841	2402 841
10-03-7	TUBE	6	1	2406 366	2406 366	
		8	1	*1859 788		
	w/318 cu. in. Eng.	8	1	-----	1859 788	
	w/318 cu. in. Eng., w/Leece Neville Alternator, w/o Air Conditioning	8	1	-----	2463 010	
	w/361 and 383 cu. in. Eng.	8	1	-----	2465 891	1944 652
	VP2, VD2, w/426 cu. in. Eng., Maximum Performance	8	1	-----	*2465 258	
	VP2, VD2, w/426 cu. in. Eng., Std.	8	1	-----	*2465 891	
	VP2, VD2 w/426 cu. in. Eng., Hemispherical.	8	1	-----	B2468 838	
10-03-10	CLIP, VP2, VD2 w/426 cu. in. Eng., Hemispherical	8	1	-----	B2468 839	
10-07-0 OIL PUMP						
10-07-2	GASKET and SEAL PACKAGE	8	1	-----	2084 355	2084 355
10-07-3	SHAFT and ROTOR PACKAGE	6	1	2084 415	2084 415	
	w/361, 383, 413 and 426 cu. in. Eng.	8	1	-----	2084 354	2084 354
10-07-6	PUMP	6	1	2463 382	2463 382	
		8	1	*2402 474		
	w/318 cu. in. Eng.	8	1	-----	2402 474	
	w/361, 383 and 413 cu. in. Eng.	8	1	-----	2465 089	2465 089
	VP2, VD2, w/426 cu. in. Eng., Std.	8	1	-----	*2465 089	
	VP2, VD2, w/426 cu. in. Eng., Maximum Performance	8	1	-----	*2465 092	

* Indicates use as required.

B Indicates parts not listed in any previous parts book.

* Indicates change or addition.

Numerals in parentheses () refer to notes.

Prices and specifications subject to change without notice.

March 16, 1964 Supersedes Sept. 6, 1963.

1964 PASSENGER CAR PARTS CATALOG

CODE	PART NAME AND DESCRIPTION	CYL.	PER CAR	VALIANT DART	PLYMOUTH DODGE	CHRYSLER IMPERIAL
10-07-0 OIL PUMP - Cont'd						
10-07-7	COVER, VV2, VL2 w/318 cu. in. Eng.	8	1	*2206 095	*2206 095	
10-07-8	GASKET, Cover.		1	2268 921	2268 921	2268 921
10-07-10	BODY, w/361, 383 and 413 cu. in. Eng. VP2, VD2, w/426 cu. in. Eng., Std. VP2, VD2, w/426 cu. in. Eng., Maximum Performance	8 8 8	1 1 1	---- ---- ----	1737 718 *1737 718 *2406 662	1737 718
10-07-11	GASKET, Body	6	1	2121 404	2121 404	
10-07-12	SEAL, Body, w/361, 383, 413 and 426 cu. in. Eng.	8	1	----	1855 328	1855 328
10-07-14	SHIELD, Oil Pump Body Splash	6	1	2269 072	2269 072	
10-09-0 OIL PUMP DRIVE SHAFT						
10-09-1	SHAFT, w/Inner Rotor w/318 cu. in. Eng.	8 8	1 1	*2121 530 ----	*2121 530	
10-09-5	SHAFT, Oil Pump and Distributor Drive, w/GEAR, w/318 cu. in. Eng. w/361, 383 and 413 cu. in. Eng. VP2, VD2, w/426 cu. in. Eng., Std. VP2, VD2, w/426 cu. in. Eng., Maximum Performance	8 8 8 8 8	1 1 1 1 1	*2121 535 ---- ---- ---- ----	2121 535 1739 604 *1739 604 *2402 639	1739 604
10-09-7	BUSHING	8	1	*1737 725	1737 725	1737 725
10-10-0 OIL PUMP DRIVE GEAR						
10-10-1	GEAR	6	1	1947 225	1947 225	
10-14-0 OIL PUMP ROTOR						
10-14-18	ROTOR, Outer w/318 cu. in. Eng.	8 8	1 1	*2121 531 ----	*2121 531	
10-18-0 OIL PUMP SUCTION PIPE						
10-18-4	PIPE, w/426 cu. in. Eng.	8	1	----	2406 679	
10-22-0 OIL PRESSURE RELIEF VALVE						
10-22-11	PLUNGER	6	1	2406 580	2406 580	
10-22-15	SPRING, Std., Red Std., Red Std., Red, w/318 cu. in. Eng. Std., Red, w/361, 383 and 413 cu. in. Eng. VP2, VD2, w/426 cu. in. Eng., Std., Red VP2, VD2, w/426 cu. in. Eng., Maximum Performance, Color Plain	8 6 8 8 8 8	1 1 1 1 1 1	*2463 541 1737 742 *2264 587 ---- ---- ---- ----	*2463 541 1737 742 2264 587 1737 742 *1737 742 *2406 677	*2463 541 1737 742
10-22-16	DAMPER, Spring, w/361, 383 and 426 cu. in. Eng.	8	1	----	2202 845	2202 845
10-22-40	CAP, Plunger w/318 cu. in. Eng. w/361, 383, 413 and 426 cu. in. Eng.	6 8 8	1 1 1	618 621 *2264 586 ----	618 621 2264 586 618 621	618 621
10-22-41	GASKET, Cap		1	618 622	618 622	618 622

*Indicates use as required.

Numerals in parentheses () refer to notes.

Printed in U.S.A.

† Indicates parts not listed in any previous parts book.

Prices and specifications subject to change without notice.

* Indicates change or addition.

CODE	PART NAME AND DESCRIPTION	C Y L.	PER CAR	VALIANT DART	PLYMOUTH DODGE	CHRYSLER IMPERIAL
10-23-0 OIL STRAINER						
10-23-7	STRAINER, w/PIPE	6	1	2206 317		
	w/PIPE	6	1	-----	2206 261	
	w/PIPE	8	1	*2206 381		
	w/PIPE, w/318 cu. in. Eng.	8	1	-----	2206 381	
	w/PIPE, w/361 and 383 cu. in. Eng., except VA3	8	1	-----	2206 458	
	VP2, VD2, w/o Pipe, w/426 cu. in. Eng.	8	1	-----	*2406 678	
	VP2, VD2, w/PIPE, w/426 cu. in. Eng., Hemispherical	8	1	-----	E2468 814	
	w/PIPE, VA3	8	1	-----	1859 947	1859 947
10-24-0 OIL PAN						
10-24-1	GASKET SET	6	1	2240 647	2240 647	
	w/318 cu. in. Eng.	8	1	*1879 520		
		8	1	-----	1879 520	
10-24-4	PAN, w/Drain PLUG	6	1	2406 688		
	w/Drain PLUG	8	1	E2463 408		
	w/Drain PLUG, VP1, VD1, Police and Taxi	6	1	-----	2406 688	
	w/o Drain Plug	6	1	-----	2206 463	
	w/Drain PLUG, w/318 cu. in. Eng.	8	1	-----	2206 373	
	w/o Drain Plug, w/361 and 383 cu. in. Eng., except VA3.	8	1	-----	2206 455	
	w/Drain PLUG, VP2, VD2, w/426 cu. in. Eng., Std.	8	1	-----	*2465 195	
	w/o Drain Plug, VP2, VD2, w/426 cu. in. Eng., Maximum Performance	8	1	-----	*2402 307	
	w/o Drain Plug, VP2, VD2 w/426 cu. in. Eng., Hemispherical	8	1	-----	E2468 981	
	w/Drain PLUG, VA3	8	1	-----	2268 459	2268 459
10-24-8	GASKET, w/361, 383, 413 and 426 cu. in. Eng. . .	8	1	-----	1737 770	1737 770
10-24-23	SCREW, w/WASHER, Pan Attaching, 5/16" - 18 x 13/16", 170, 225, 273 and 318 cu. in. Eng. . .		*	*1947 953	*1947 953	
	5/16" - 18 x 9/16", 361, 383, 413 and 426 cu. in. Eng.	8	*	-----	*2121 573	*2121 573
	5/16" - 18 x 1", 273 and 318 cu. in. Eng.	8	2	*1675 958	*1675 958	
	To Bearing Seal Retainer, 5/16" - 18 x 15/16" .	6	2	*1343 212	*1343 212	
10-24-37	PLUG, Drain		1	*2125 890	*2125 890	*2125 890
10-24-38	GASKET, Drain Plug		1	2268 513	2268 513	2268 513
10-26-0 OIL FILTER						
10-26-5	ADAPTER, Oil Pump Cover to Oil Filter	8	1	*1739 619	1739 619	1739 619
	Filter to Cylinder Block, w/318 cu. in. Eng. . .	8	1	-----	2206 372	
	PLATE, Filter to Adapter, w/318 cu. in. Eng. . .	8	1	-----	2402 103	
10-26-6	FILTER, Replaceable Cartridge Type, Including CARTRIDGE, Heavy Duty	6	1	*2128 548	*2128 548	
	Sealed Can Type, w/Built in Gasket, Std.	1		*1851 658	*1851 658	*1851 658
10-26-8	CARTRIDGE	6	1	2129 023	2129 023	
	VP2, VD2, w/318 cu. in. Eng.	8	1	-----	2129 023	
10-26-12	BASE, Filter to Oil Pump	8	1	E2463 658		
	w/361, 383 and 413 cu. in. Eng.	8	1	-----	*2465 090	*2465 090
	VP2, VD2, w/426 cu. in. Eng., Std.	8	1	-----	*2465 090	
	VP2, VD2, w/426 cu. in. Eng., Maximum Performance	8	1	-----	*2465 091	
10-26-23	SCREW, Oil Filter Base	8	1	E2468 593		
10-26-14	SHELL, Oil Filter, w/318 cu. in. Eng.	8	1	-----	2448 371	

* Indicates use as required.

Numerals in parentheses () refer to notes.

Printed in U.S.A.

E Indicates parts not listed in any previous parts book.

Prices and specifications subject to change without notice.

* Indicates change or addition.

