

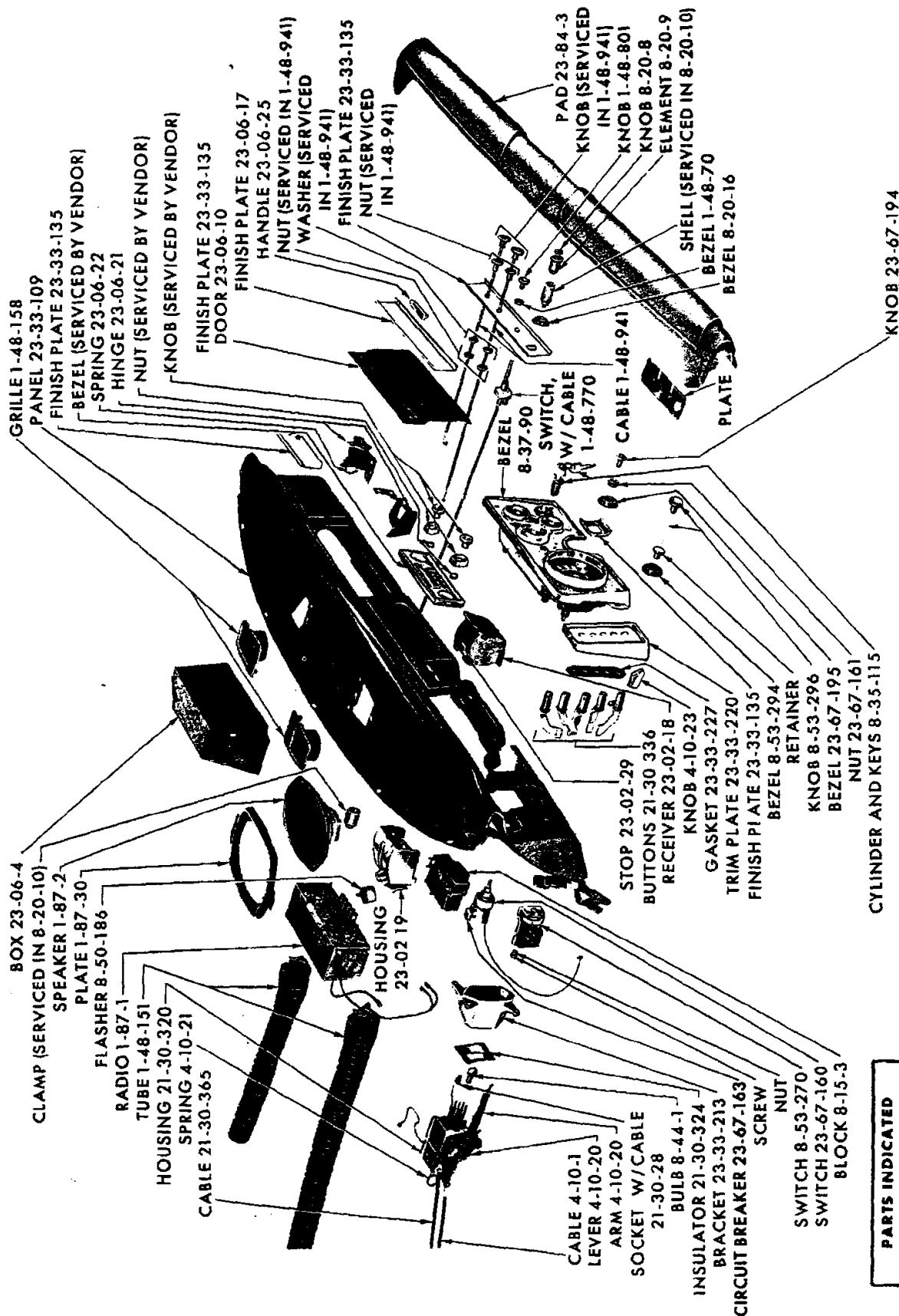
19.9950A

INSTRUMENT PANEL - PLYMOUTH VP1-2

INSTRUMENT PANEL - PLYMOUTH VP1-2

Ref. No.	Name	Part Type Code	Ref. No.	Name	Part Type Code
1	Switch	1-48-770	36	Flasher	8-50-186
2	Panel	23-33-109	37	Housing	21-30-320
3	Radio	1-87-1	38	Buttons	21-30-336
4	Speaker	1-87-2	39	Knob	4-10-23
5	Connector		40	Arm	4-10-20
6	Louver	24-28-78	41	Cylinder and Key	8-35-115
7	Box	23-06-4	42	Lever	4-10-20
8	Retainer	8-35-95	43	Spring	4-10-21
9	Bezel	8-35-85	44	Button	1-82-43
10	Bezel		45	Knob	23-67-194
11	Nut	1-48-779	46	Nut	23-67-161
12	Knob	1-48-801	47	Cover	23-33-132
13	Bumper	23-06-14	48	Bezel	23-67-195
14	Hinge	23-06-21	49	Switch	1-82-14
15	Pad	23-84-3	50	Knob	8-53-296
16	Moulding	23-33-86	51	Retainer	8-53-312
17	Catch	23-06-15	52	Bezel	8-53-294
18	Latch	23-06-28	53	Knob	4-25-3
19	Door	23-06-10	54	Bezel	23-33-231
20	Retainer	23-06-68	55	Lamp Package	1-09-1
21	Face Plate	23-33-135	56	Knob	1-06-4
22	Bezel (Serviced by Vendor)		57	Nut (Serviced in 1-06-3)	
23	Knob	8-20-8	58	Nut	23-33-236
24	Knob (Serviced by Vendor)		59	Washer	4-25-5
25	Element	8-20-9	60	Wiring	1-06-10
26	Shell (Serviced in 8-20-10)		61	Switch	1-06-3
27	Housing	23-02-19	62	Flasher	1-06-2
28	Knob	1-48-942	63	Spot Cooler	24-28-387
29	Button	1-48-12	64	Spacer (Serviced in 24-28-387)	
30	Receiver	23-02-18	65	Connector	
31	Clamp (Serviced in 8-20-10)		66	Switch	8-53-270
32	Clip	8-50-191	67	Circuit Breaker	23-67-163
33	Trim Plate	23-33-220	68	Block	8-15-3
34	Bezel	8-37-90	69	Switch	23-67-160
35	Bracket	23-33-213	70	Switch	8-35-59
			71	Connector	

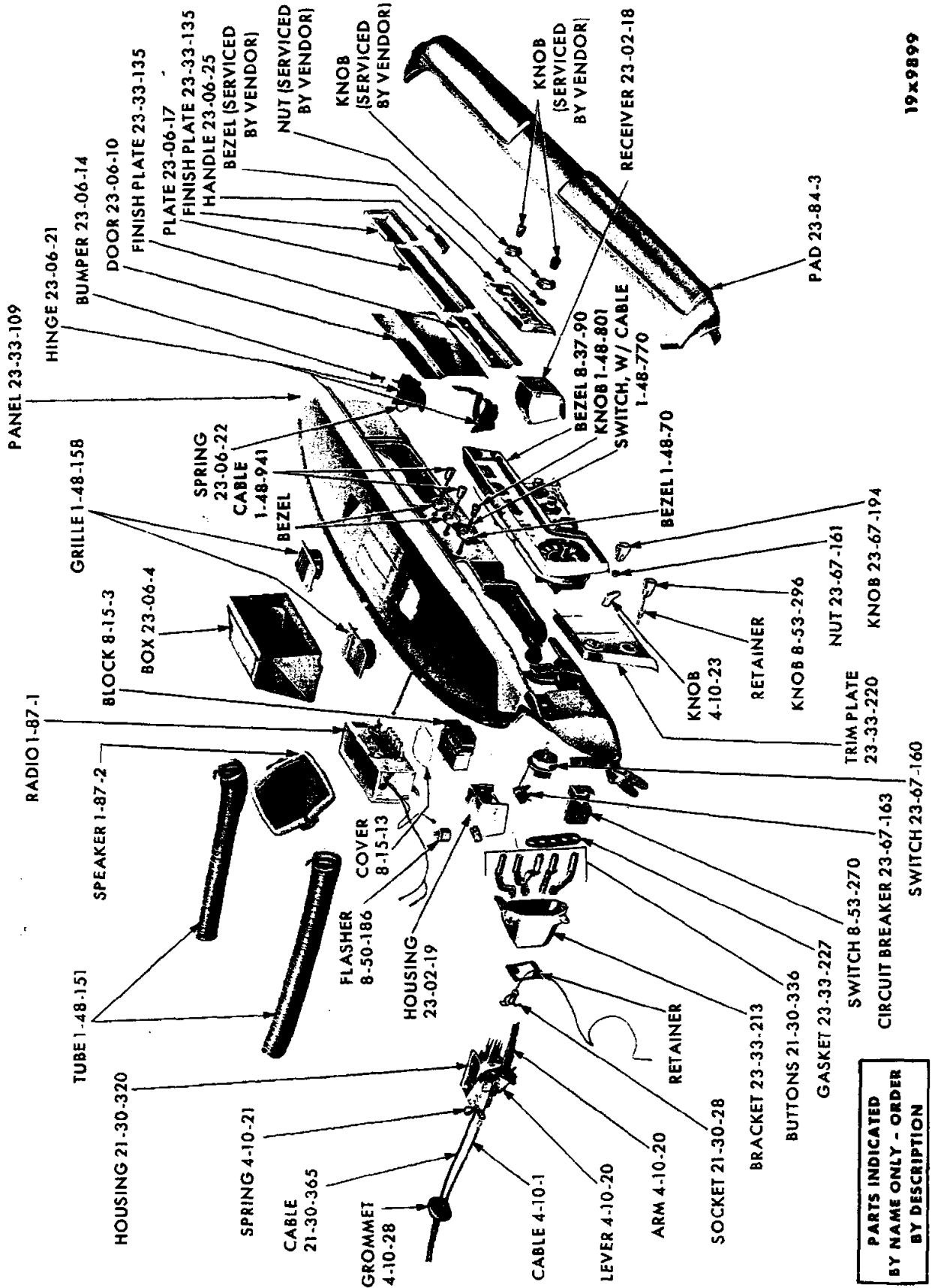
PARTS INDICATED BY NAME ONLY - ORDER BY DESCRIPTION



19x9877

INSTRUMENT PANEL - VALIANT VV1-2

PARTS INDICATED BY NAME ONLY - ORDER BY DESCRIPTION




PARTS INDICATED
BY NAME ONLY - ORDER
BY DESCRIPTION

INSTRUMENT PANEL - DART VL1-2

19x9899

19-9951A

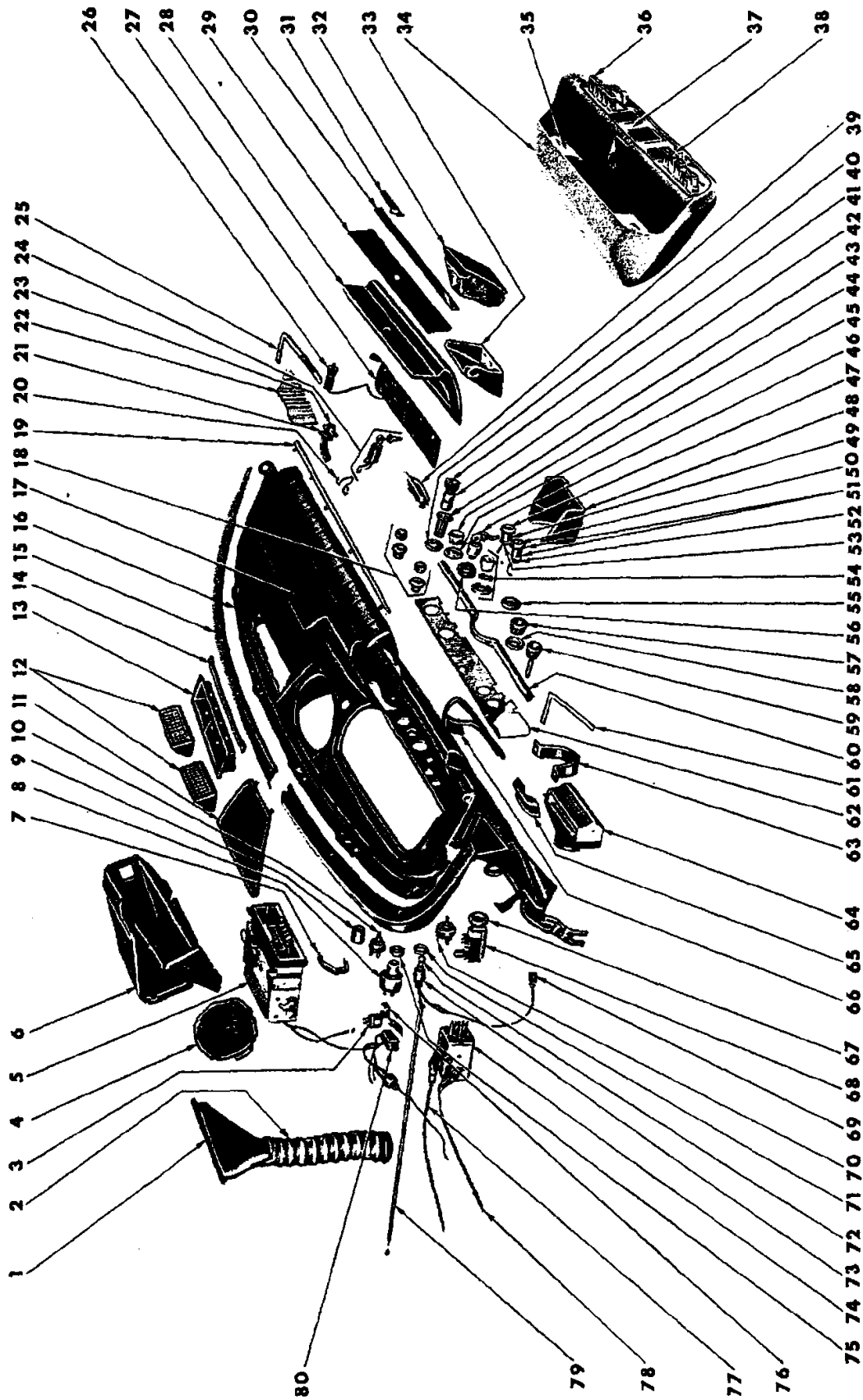


INSTRUMENT PANEL - DODGE VDI-2

INSTRUMENT PANEL - DODGE VD1-2

Ref. No.	Name	Part Type Code	Ref. No.	Name	Part Type Code
1	Connector		39	Knob	8-20-8
2	Circuit Breaker	23-67-163	40	Bezel	1-48-70
3	Switch	23-67-160	41	Element	8-20-9
4	Switch	1-82-14	42	Shell (Serviced in 8-20-10)	
5	Connector		43	Cylinder and Key	8-35-115
6	Switch	8-35-59	44	Bezel	8-35-85
7	Radio	1-87-1	45	Button	1-82-43
8	Speaker	1-87-2	46	Knob	23-67-194
9	Switch	1-48-770	47	Knob	8-53-296
10	Box	23-06-4	48	Bezel	23-67-195
11	Louver	24-28-78	49	Knob	4-25-3
12	Panel	23-33-109	50	Bezel	8-53-294
13	Pad	23-84-3	51	Bezel	23-33-231
14	Moulding	23-33-86	52	Nut	23-33-236
15	Lamp, w/Switch	8-38-23	53	Washer	4-25-5
16	Bumper	23-06-14	54	Lamp Package	1-09-1
17	Catch	23-06-15	55	Knob	1-06-4
18	Latch	23-06-28	56	Nut (Serviced in 1-06-3)	
19	Hinge	23-06-21	57	Clamp (Serviced in 8-20-10)	
20	Retainer	23-06-68	58	Cover	23-33-132
21	Door	23-06-10	59	Clip	8-50-191
22	Bezel (Serviced by Vendor)		60	Flasher	8-50-186
23	Knob (Serviced by Vendor)		61	Wiring	1-06-10
24	Knob (Serviced by Vendor)		62	Connector	
25	Button	1-48-12	63	Spacer (Serviced in 24-28-387)	
26	Knob	1-48-942	64	Spot Cooler	24-28-387
27	Bezel	1-48-70	65	Flasher	1-06-2
28	Bezel	8-37-90	66	Switch	1-06-3
29	Knob	4-10-23	67	Nut (Serviced in 1-06-3)	
30	Buttons	21-30-336	68	Switch	8-53-270
31	Trim Plate	23-33-220	69	Block	8-15-3
32	Bracket	23-33-213	70	Switch	1-47-7
33	Arm	4-10-20			23-54-167
34	Housing	21-30-320	71	Bezel	1-47-9
35	Lever	4-10-20			23-54-170
36	Spring	4-10-21	72	Knob	1-47-8
37	Receiver	23-02-18			23-54-169
38	Knob	1-48-801	73	Housing	23-02-19

PARTS INDICATED BY NAME ONLY - ORDER BY DESCRIPTION



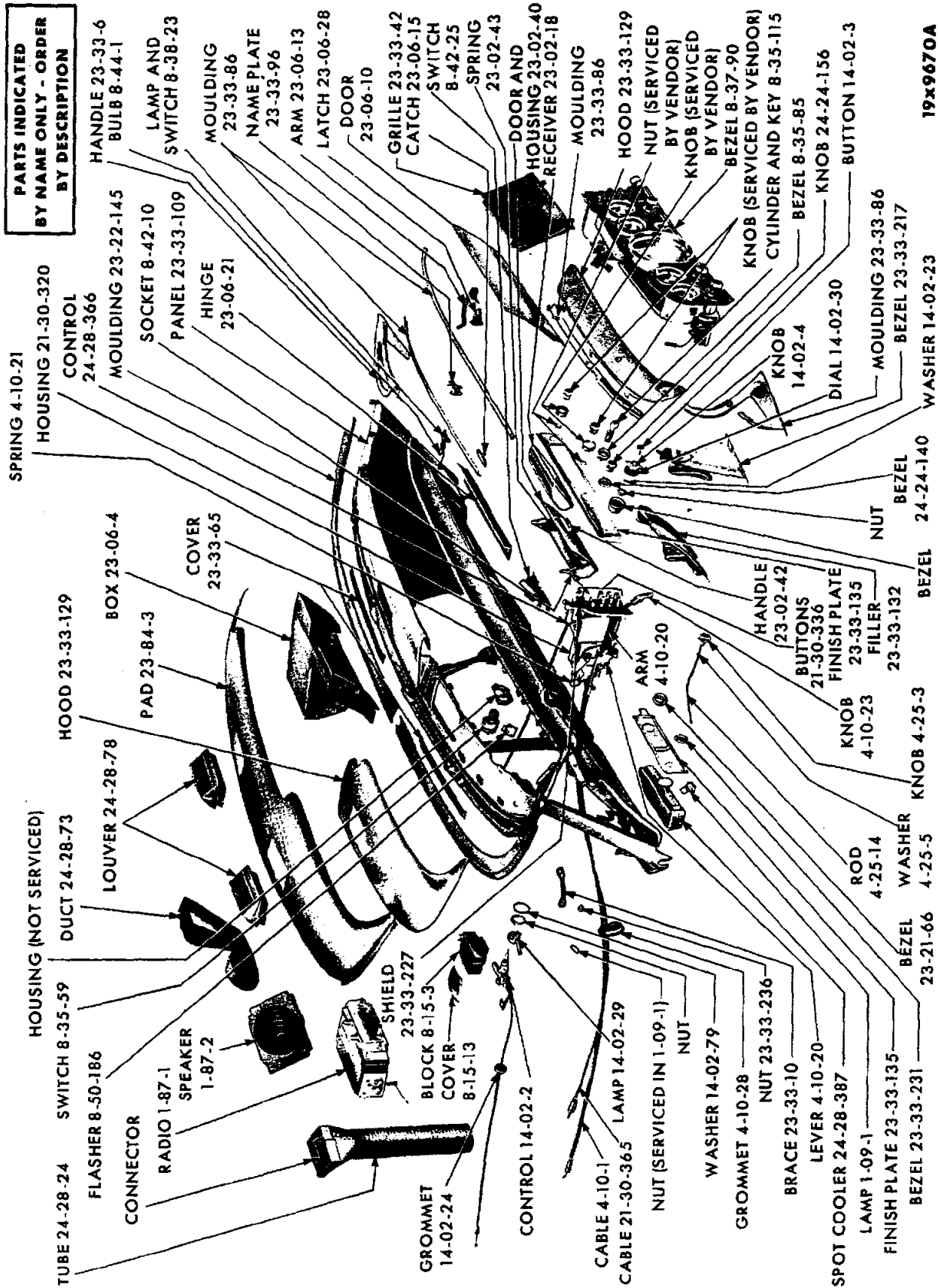
1919949

INSTRUMENT PANEL - DODGE VA3

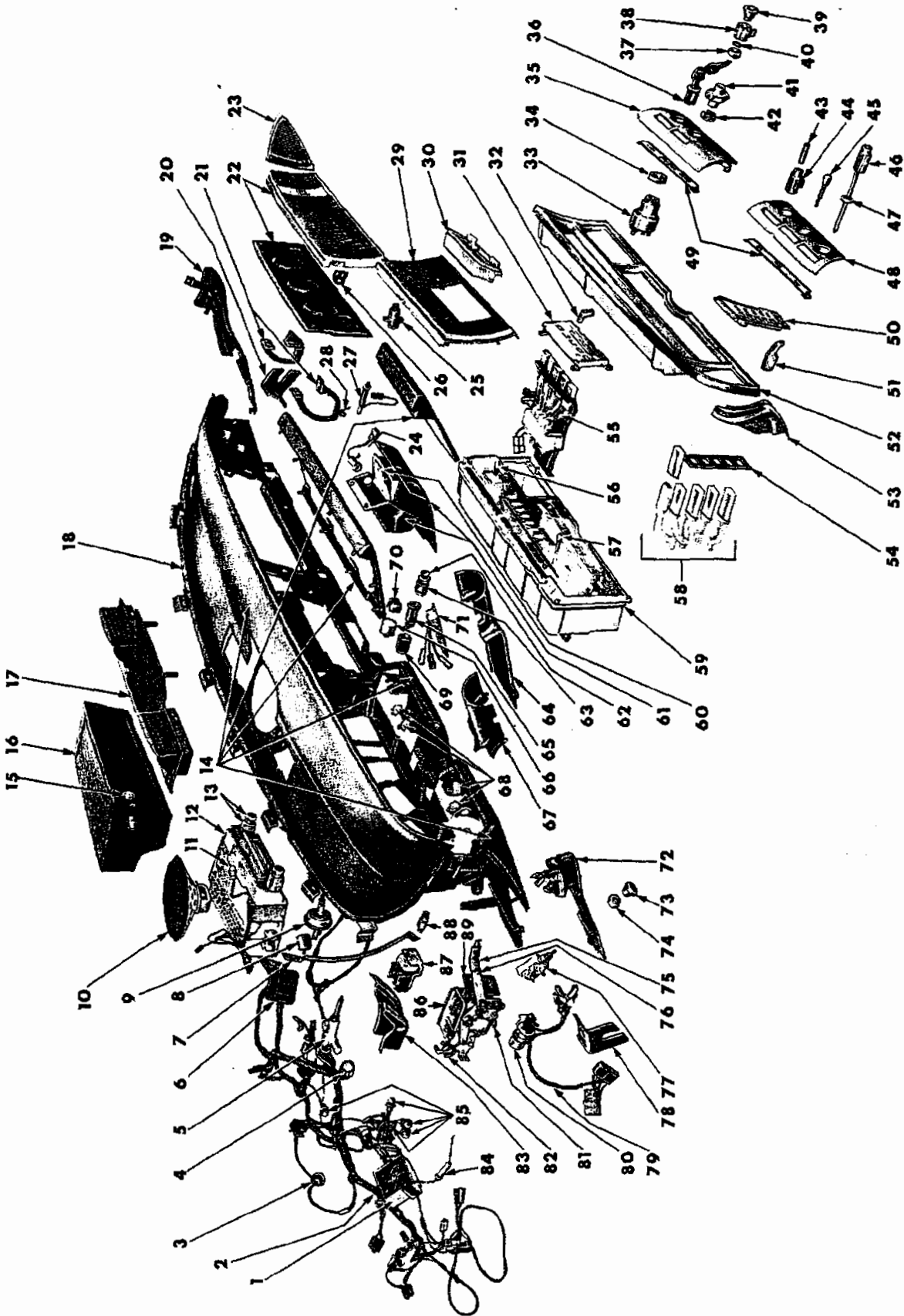
INSTRUMENT PANEL - DODGE VA3

Ref. No.	Name	Part Type Code	Ref. No.	Name	Part Type Code
1	Nozzle	1-48-144	42	Element	8-20-9
2	Tube	1-48-151	43	Shell (Serviced in 8-20-10)	
3	Flasher	8-50-156	44	Knob	8-42-31
4	Speaker	1-87-2	45	Bezel	8-42-29
5	Radio	1-87-1	46	Cylinder and Keys Package	8-35-111
6	Box	23-06-4	47	Lamp	Not Serviced
7	Brace	Not Serviced	48	Shield	Not Serviced
8	Switch	8-35-59	49	Bezel and Housing	8-50-171
9	Clamp (Serviced in 8-20-10)		50	Lamp	8-39-3
10	Switch	8-42-25	51	Bezel and Housing	
11	Grille	23-33-42	52	Socket and Cable	8-39-15
12	Louver	24-28-78	53	Socket and Cable	8-39-15
13	Bezel	24-28-75		Bezel	24-24-140
14	Cover	23-33-65	54	Nut	24-28-357
15	Moulding	23-22-145		Knob	24-24-156
16	Panel	23-33-109	55	Lamp	8-31-2
17	Pad	23-84-3	56	Bezel	8-35-85
18	Knobs (Serviced by Vendor)		57	Knob	23-67-194
19	Moulding	23-33-86	58	Bezel	23-67-195
20	Catch	23-06-15	59	Knob	8-53-296
21	Grommet	23-06-41	60	Moulding	23-33-86
22	Plate	23-33-135	61	Moulding	23-33-86
23	Arm	23-06-13	62	Plate	23-33-135
24	Latch	23-06-28	63	Cap	19-31-24
25	Moulding	23-33-86	64	Cooler	24-28-387
26	Switch	8-38-23	65	Bracket	19-31-1
27	Hinge	23-06-21	66	Filler	23-33-132
28	Door	23-06-10	67	Bezel	8-53-294
29	Plate	23-06-17	68	Switch	8-53-270
30	Moulding	23-06-49	69	Terminal and Insulator (see Chart Group 8)	
31	Name Plate	23-06-53	70	Switch	23-67-160
32	Receiver	23-02-18	71	Nut	
33	Housing	23-02-19	72	Bulb	8-44-1
34	Housing	8-37-178	73	Socket	8-31-16
35	Bezel	8-37-90	74	Housing	21-30-320
36	Buttons	1-48-12	75	Spacer	Not Serviced
		24-24-164	76	Clip	8-50-191
37	Bezel	8-37-90	77	Cable	21-30-365
38	Buttons	21-30-336	78	Cable	4-10-1
39	Housing (Serviced by Vendor)		79	Cable	1-48-941
40	Bezel	8-20-16	80	Block	8-21-1
41	Knob	8-20-8			

PARTS INDICATED BY NAME ONLY - ORDER BY DESCRIPTION



INSTRUMENT PANEL - CHRYSLER VCI-2-3



1919902A

INSTRUMENT PANEL - IMPERIAL VVI

INSTRUMENT PANEL - IMPERIAL VY1

Ref. No.	Name	Part Type Code	Ref. No.	Name	Part Type Code
1	Block	8-15-3	46	Knob	8-53-296
2	Wiring	8-19-3	47	Nut	8-53-271
3	Grommet		48	Finish Plate	23-33-135
4	Insulator	8-16-6	49	Name Plate	23-33-96
5	Control	14-02-2	50	Trim Plate	23-33-220
6	Cover	8-15-13	51	Knob	4-10-23
7	Brace	23-33-10	52	Bezel	8-37-90
8	Circuit Breaker	23-67-163	53	Finish Plate	23-33-135
9	Switch	23-67-160	54	Gasket	23-33-227
10	Speaker	1-87-2	55	Controls	1-48-4
11	Lamp (Serviced in 1-87-1)		56	Knob	1-21-24
12	Radio	1-87-1	57	Knob	8-37-454
13	Knob (Serviced by Vendor)		58	Button, w/Cover	21-30-336
14	Pad	23-84-3	59	Cluster	8-37-371
15	Lamp	8-38-23	60	Receiver	23-02-18
16	Box	23-06-4	61	Door and Housing	23-02-40
17	Grille	23-33-42	62	Knob	8-20-8
18	Panel	23-33-109	63	Element	8-20-9
19	Extension	23-33-109	64	Housing, Lower	19-14-25
20	Bracket	23-07-169	65	Shell (Serviced in 8-20-10)	
21	Hinge	23-06-21	66	Flasher	8-50-186
22	Door	23-06-10	67	Housing, Upper	19-14-25
23	Finish Plate	23-33-135	68	Diffuser	8-41-35
24	Socket	8-19-83	69	Clamp (Serviced in 8-20-10)	
25	Latch	23-06-28	70	Clip	8-50-191
26	Catch	23-06-15	71	Bezel	8-42-29
27	Lamp, w/Switch	8-38-23	72	Extension	23-33-109
28	Spring	23-06-22	73	Knob	1-06-4
29	Finish Plate	23-33-135	74	Switch Mfg. Nut (Serviced in 1-06-3)	
30	Bezel	1-87-22	75	Sleeve	Not Serviced
31	Plate	1-48-40	76	Arm	4-10-20
32	Knob	1-48-942	77	Switch	1-06-3
33	Switch	8-35-59	78	Bracket	23-07-169
34	Nut	8-35-61	79	Wiring	1-06-10
35	Finish Plate	23-33-135	80	Flasher	1-06-2
36	Cylinder and Key Package	8-35-115	81	Lever	4-10-20
37	Collar	14-02-8	82	Spring	4-10-21
38	Knob	14-02-4	83	Brace	19-31-7
39	Button	14-02-3	84	Fuse	8-17-2
40	Washer	14-02-23	85	Bulb	8-44-1
41	Dial	14-02-30	86	Housing	21-30-320
42	Nut	Not Serviced	87	Switch	8-53-270
43	Button	1-82-43	88	Retainer	
44	Knob	23-67-194	89	Insulator	21-30-324
45	Knob	23-21-32			

PARTS INDICATED BY NAME ONLY - ORDER BY DESCRIPTION