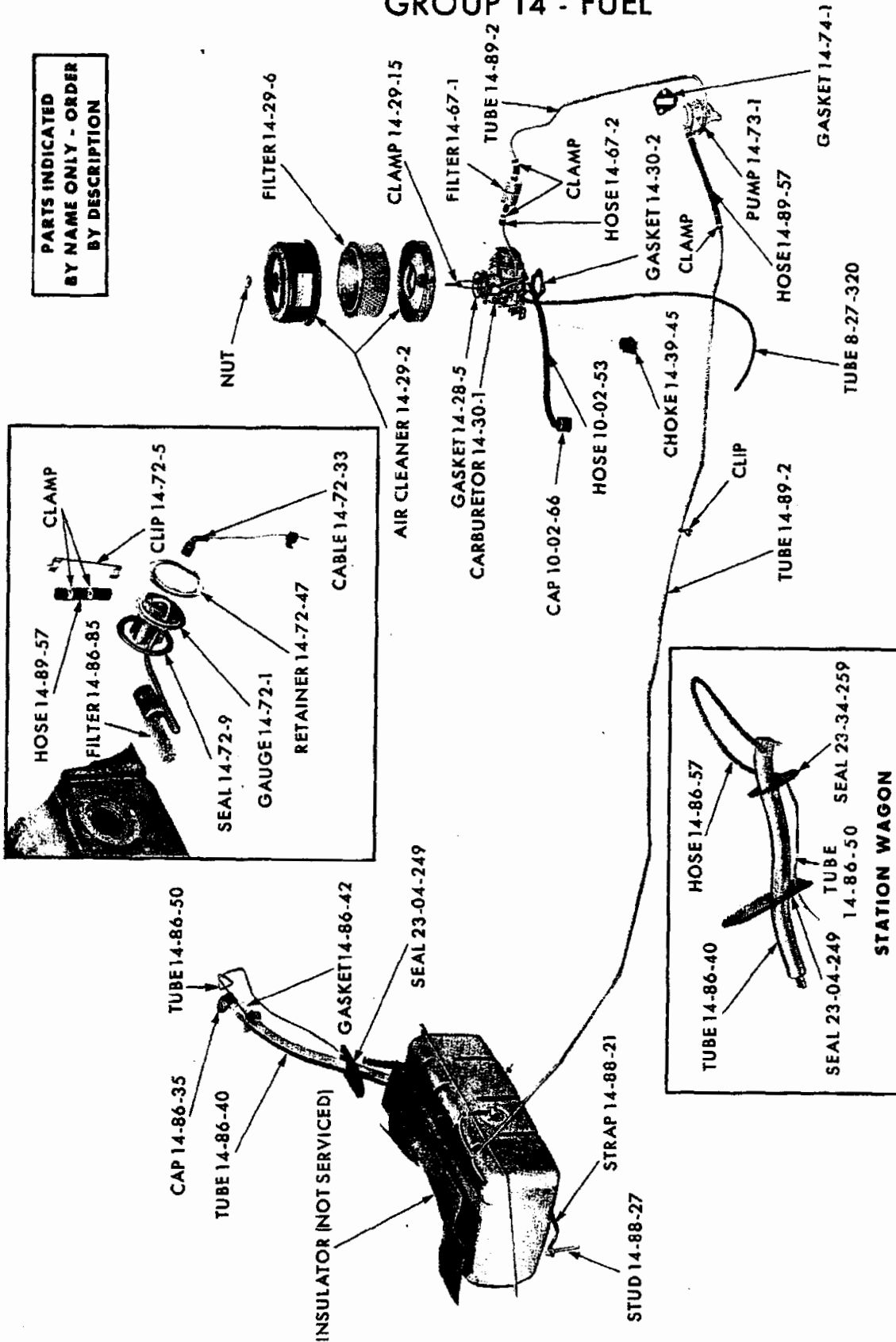


GROUP 14 - FUEL

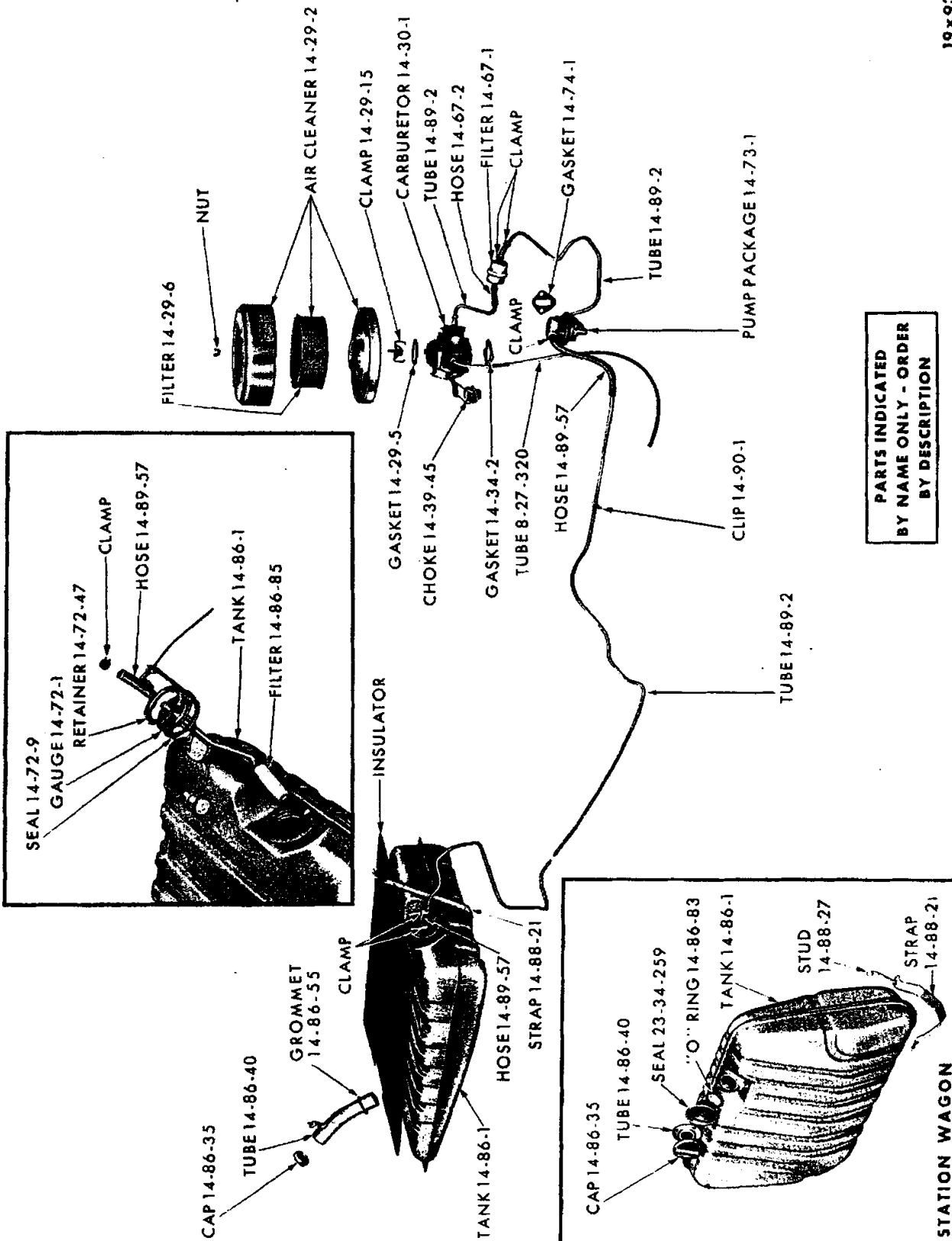
PARTS INDICATED BY NAME ONLY - ORDER BY DESCRIPTION



19x9689 B

FUEL SYSTEM - VALLANT VV1-2 AND DART VLI-2

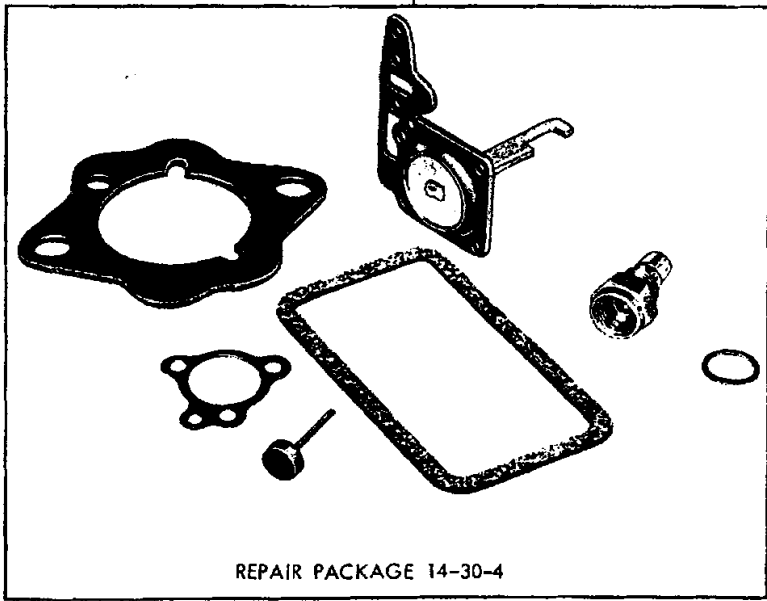


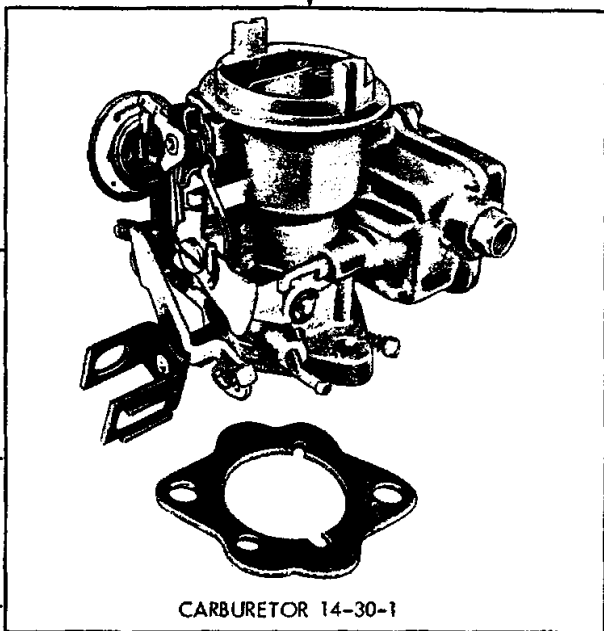
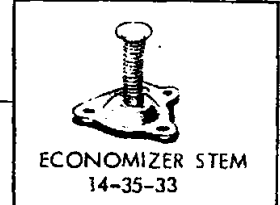
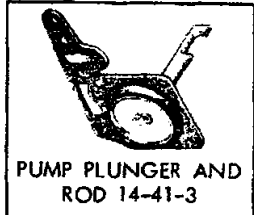
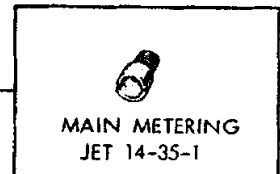
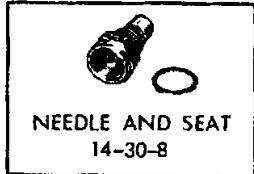
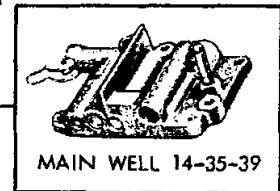
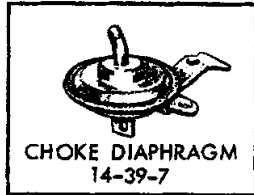
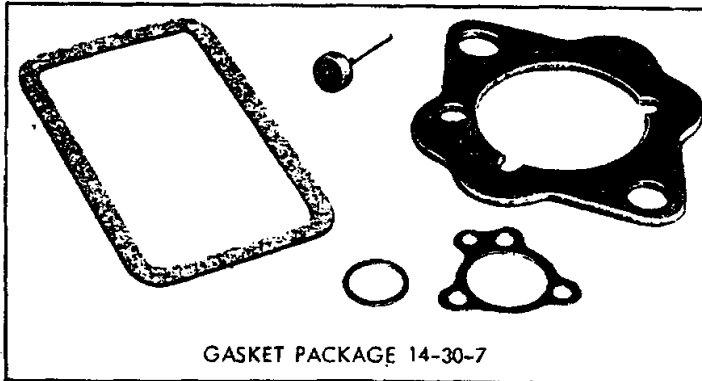
19x9383B



PARTS INDICATED BY NAME ONLY - ORDER BY DESCRIPTION

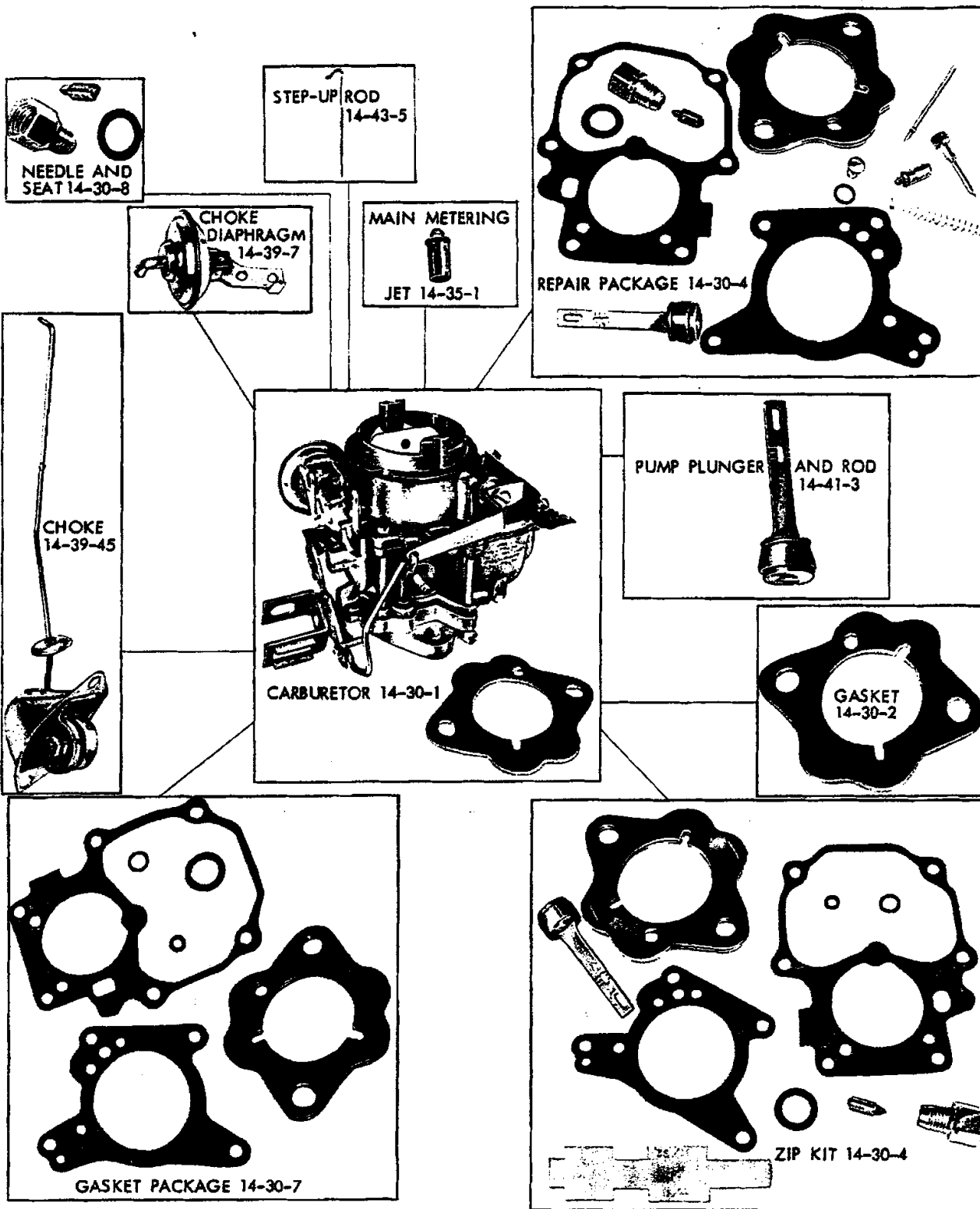
FUEL SYSTEM (6 CYLINDER) - PLYMOUTH VPI AND DODGE VDI





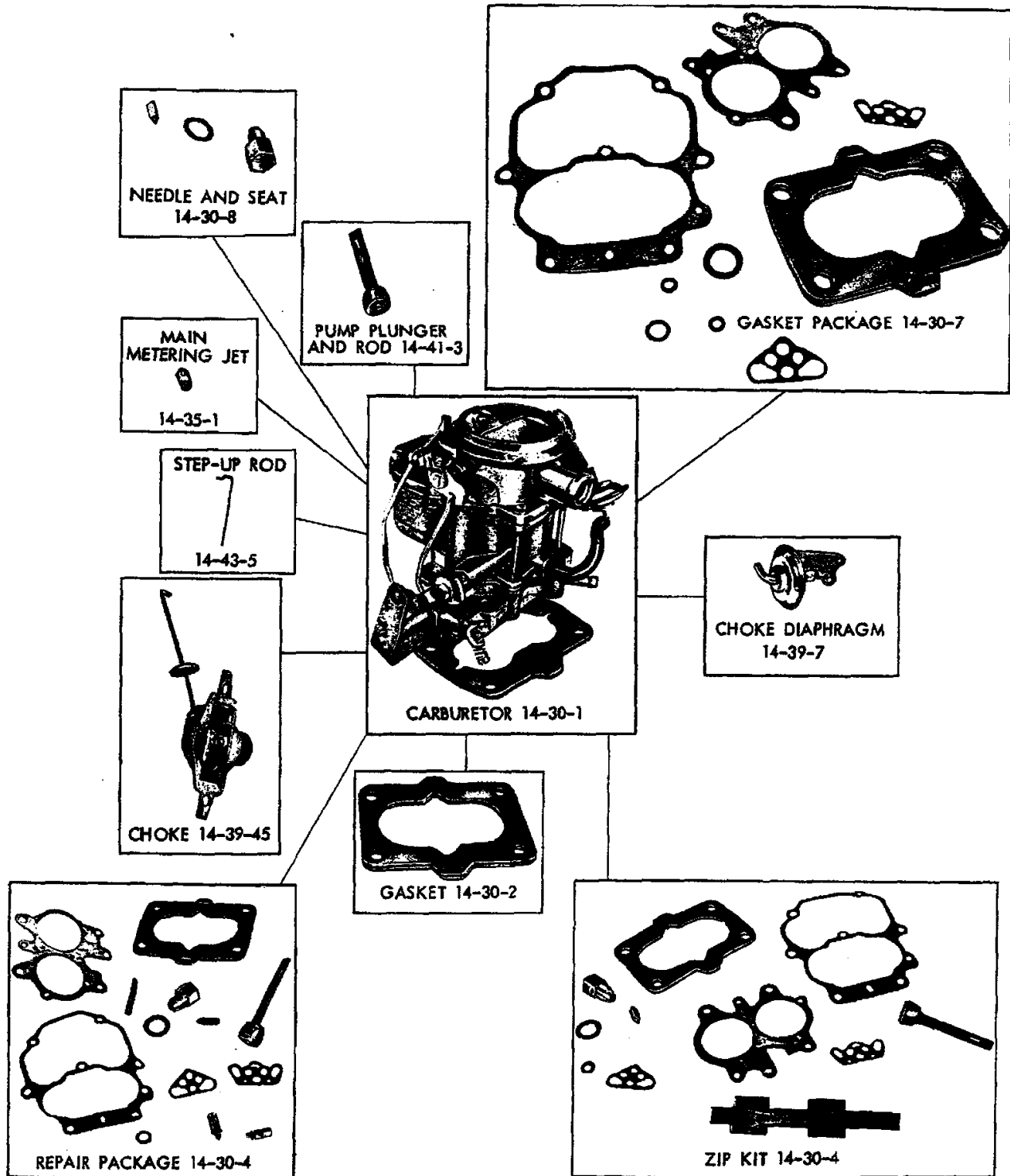
19x9984

1 BARREL CARBURETOR, COMPONENTS AND PACKAGES -  
HOLLEY R-2765-A (CHRYSLER PART 2463 835)



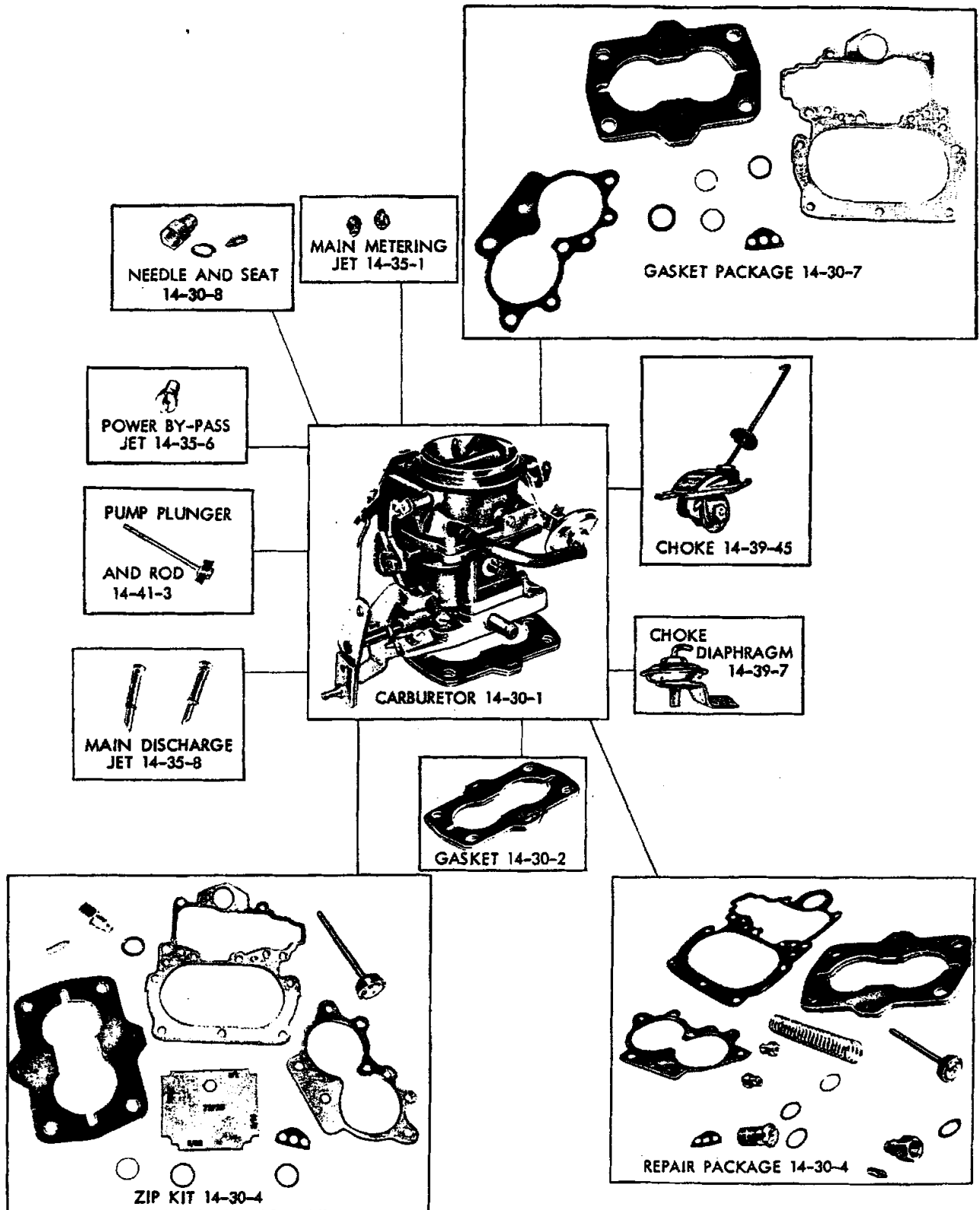
19x9978

1 BARREL CARBURETOR, COMPONENTS AND PACKAGES - CARTER 3675-S (CHRYSLER PART 2463 831)



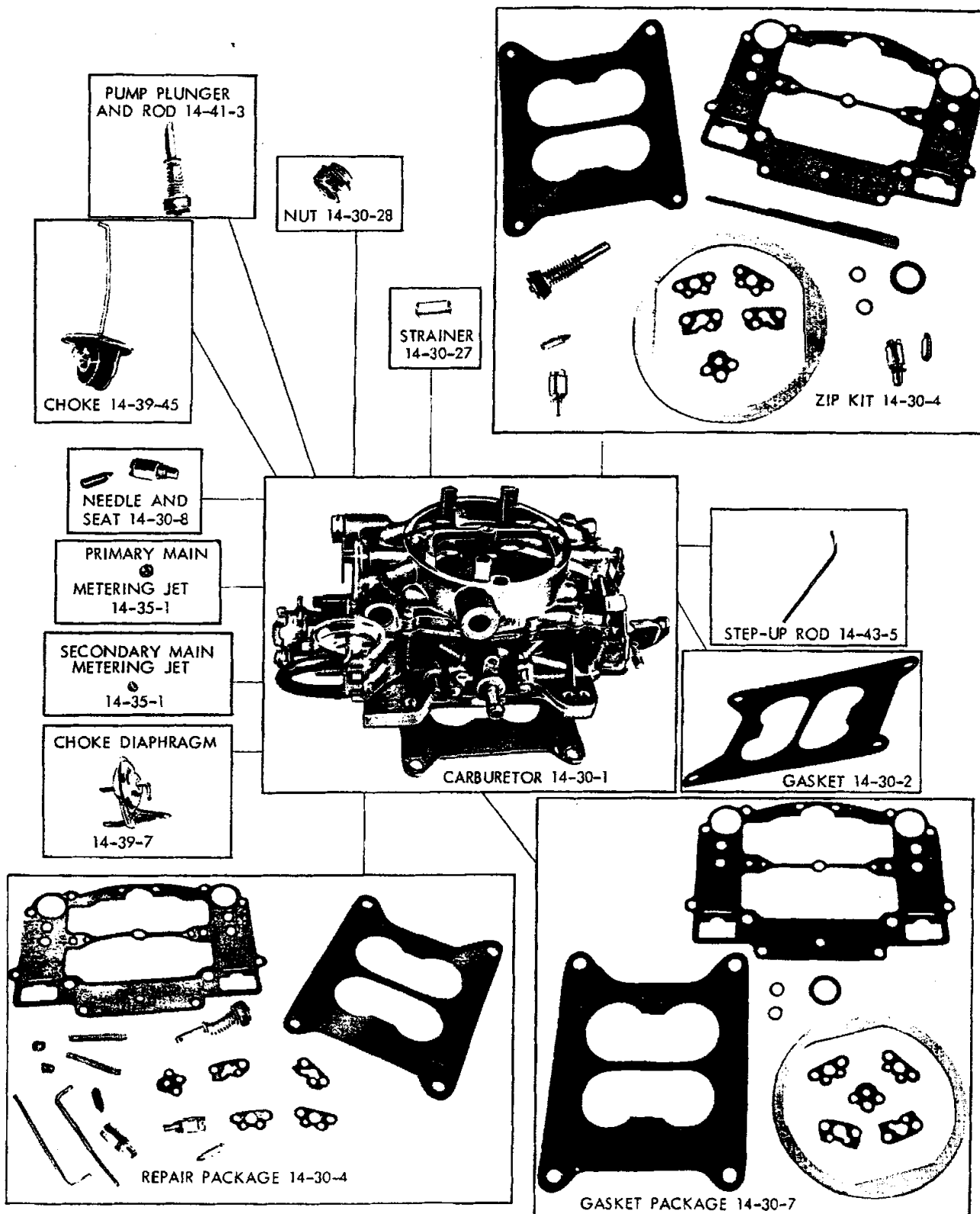
19x9980

2 BARREL CARBURETOR, COMPONENTS AND PACKAGES -  
CARTER 3682-S (CHRYSLER PART 2463 849)



2 BARREL CARBURETOR, COMPONENTS AND PACKAGES - BENDIX WW3-240 (CHRYSLER PART 2463 853)

19x9979

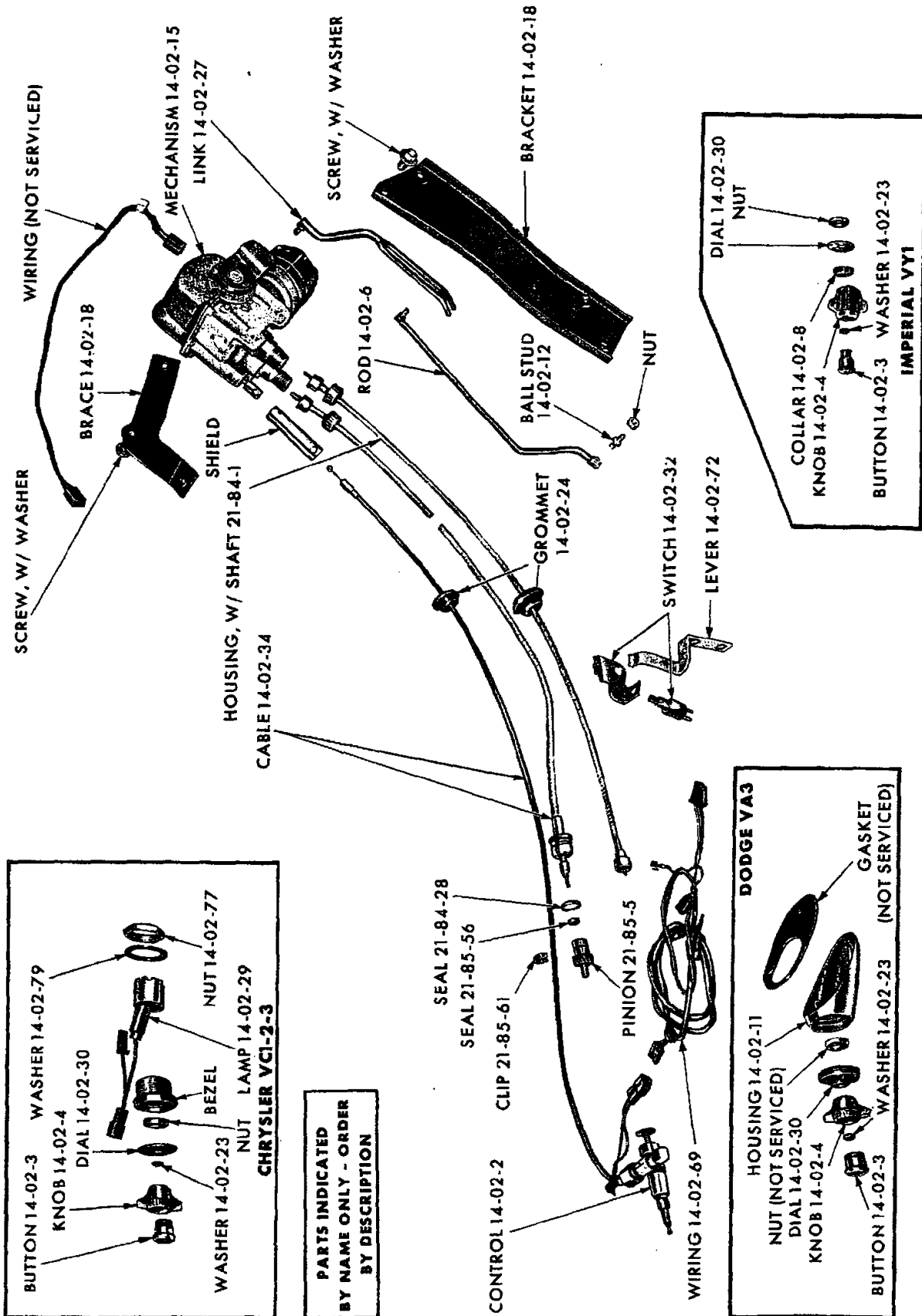


19x9981

4 BARREL CARBURETOR, COMPONENTS AND PACKAGES -  
CARTER 3644-S (CHRYSLER PART 2463 364)



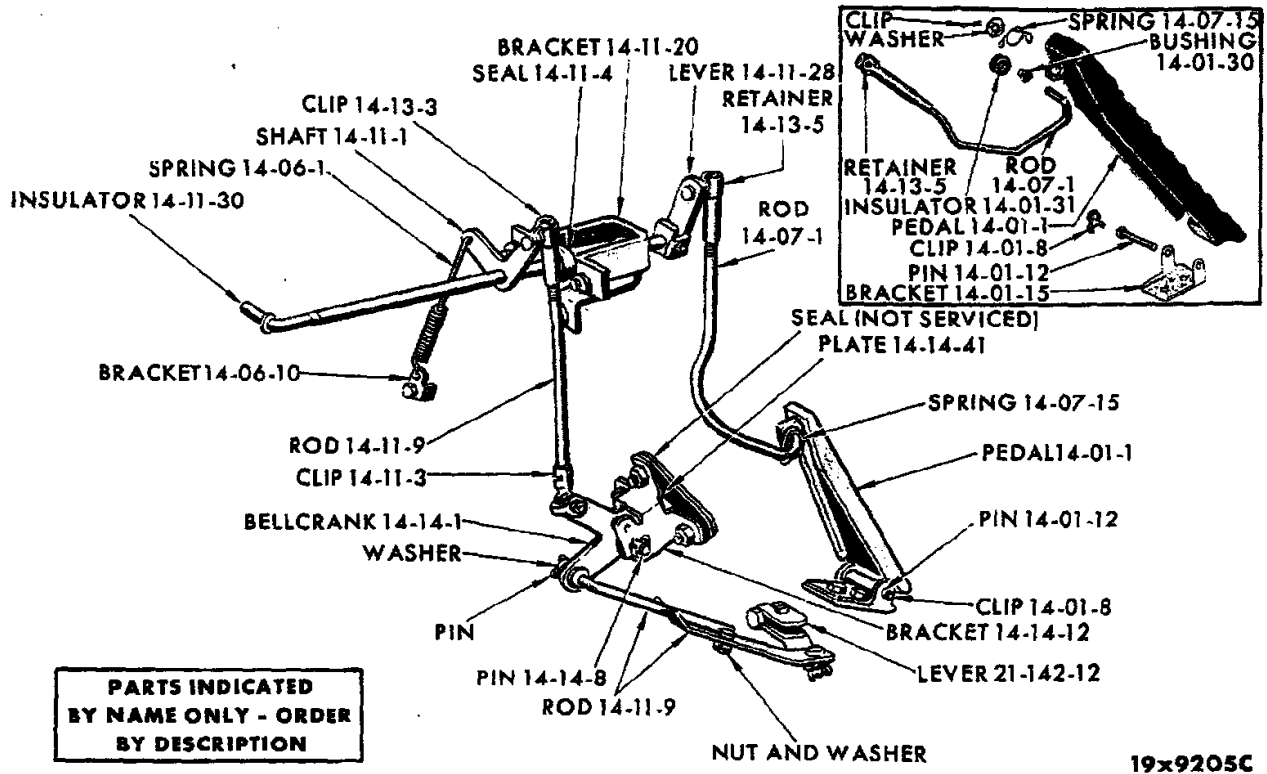




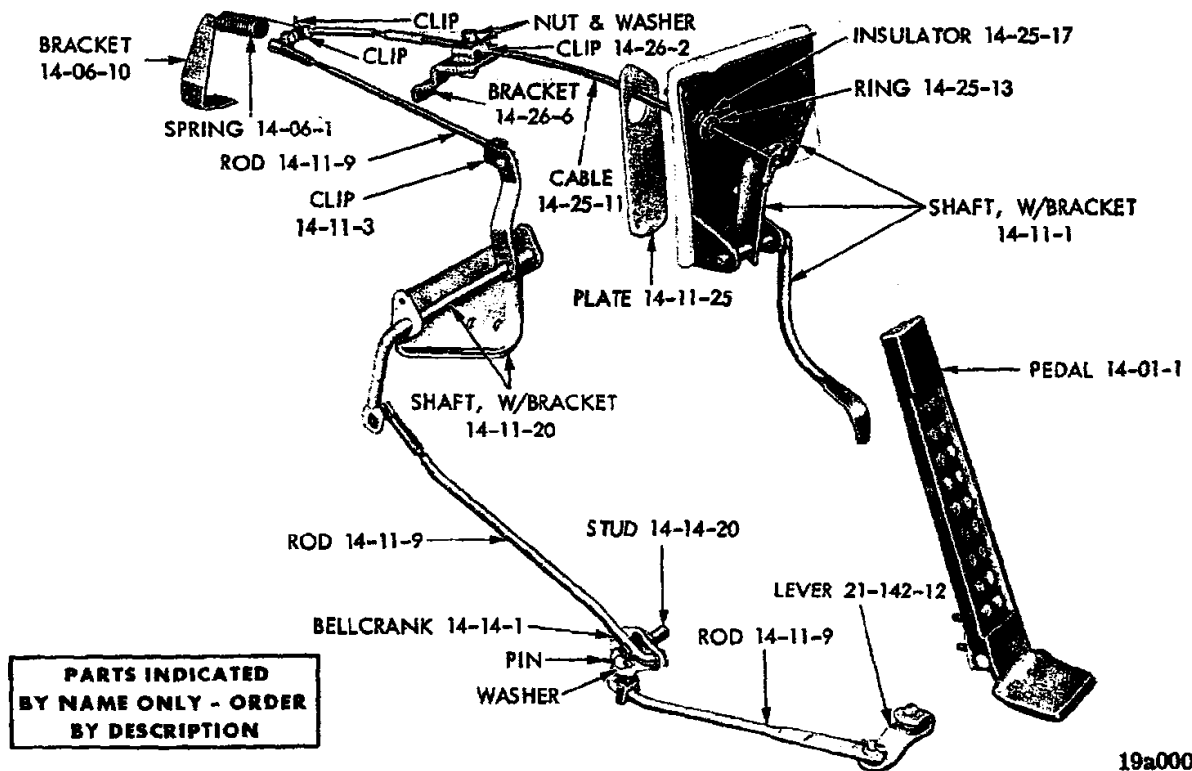
PARTS INDICATED BY NAME ONLY - ORDER BY DESCRIPTION

19x9676B

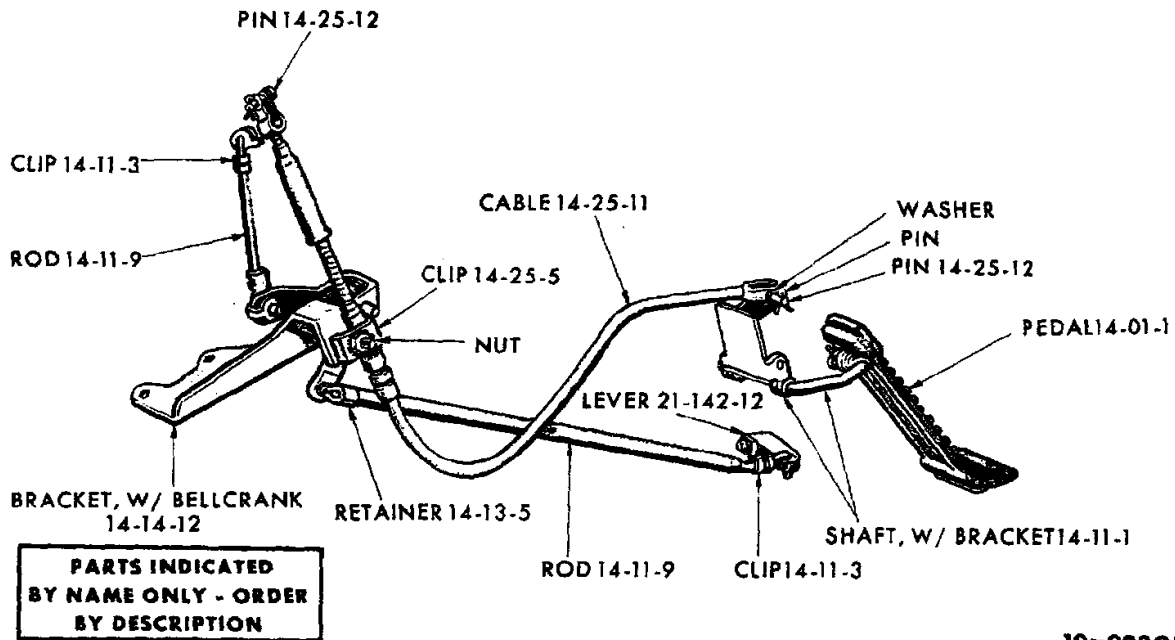
AUTO PILOT SYSTEM



THROTTLE LINKAGE - VALIANT VV1 AND DART VV1

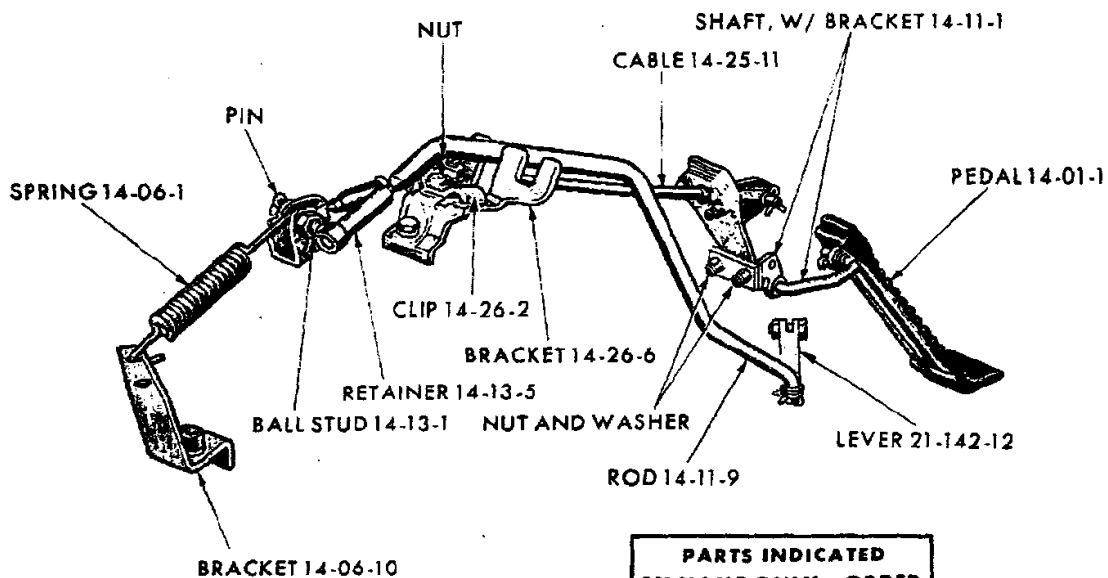


THROTTLE LINKAGE - VALIANT VV2 AND DART VV2 (273 CU. IN. ENGINE)



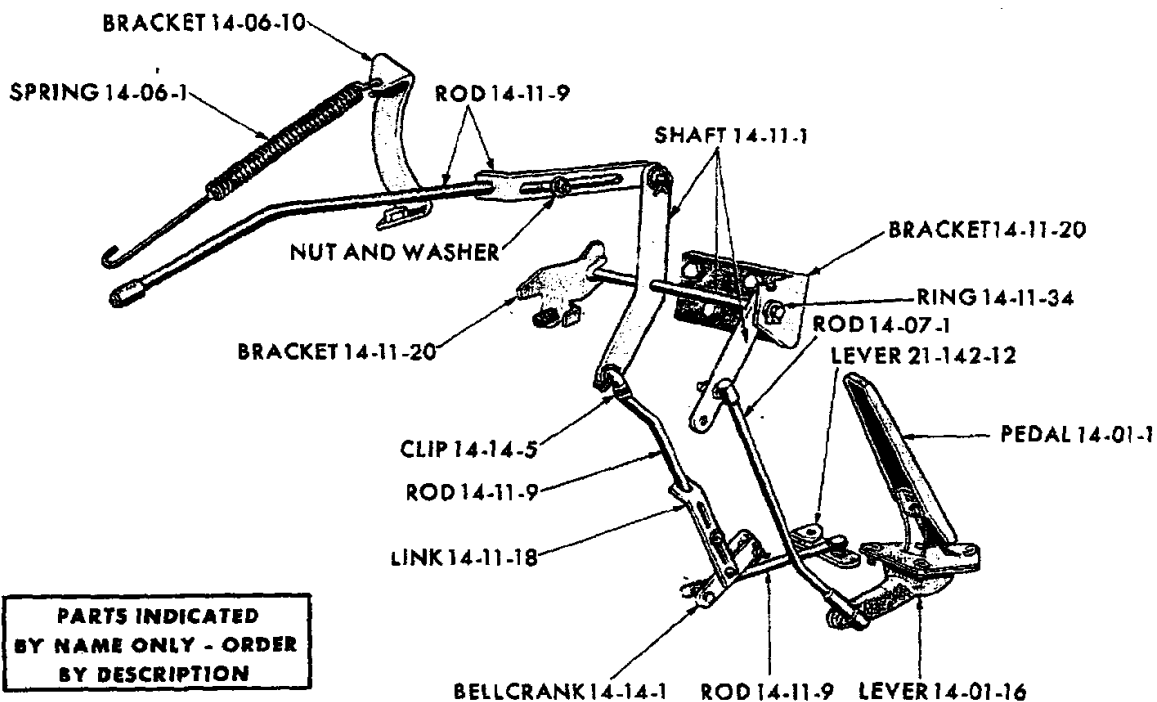
19x92208

THROTTLE LINKAGE - PLYMOUTH VP1 AND DODGE VD1



19x9222

THROTTLE LINKAGE - PLYMOUTH VP2 AND DODGE VD2



**PARTS INDICATED  
BY NAME ONLY - ORDER  
BY DESCRIPTION**

19x9219A

THRITTLE LINKAGE - CHRYSLER VC1-2-3

**NOTES**

---

---

---

---

---

---

---

---

---

---

---

---

---

---

---

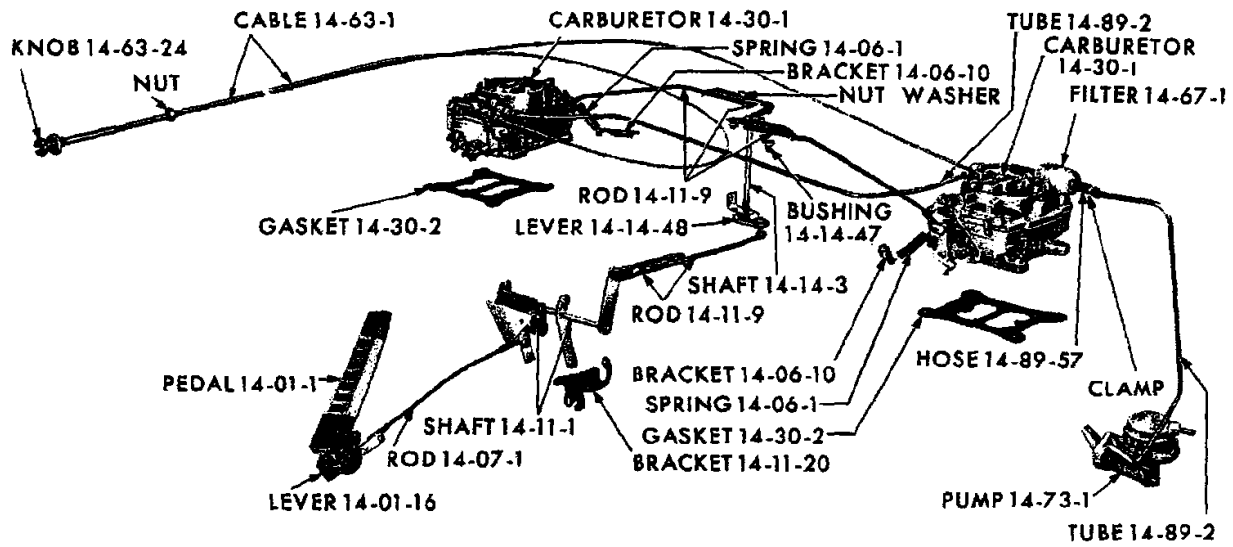
---

---

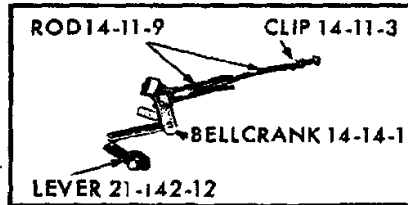
---

---

---



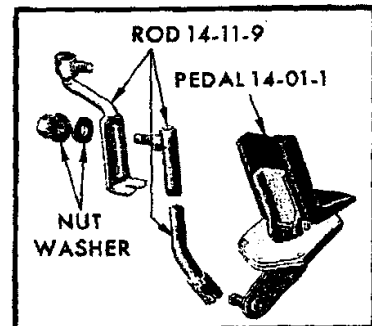
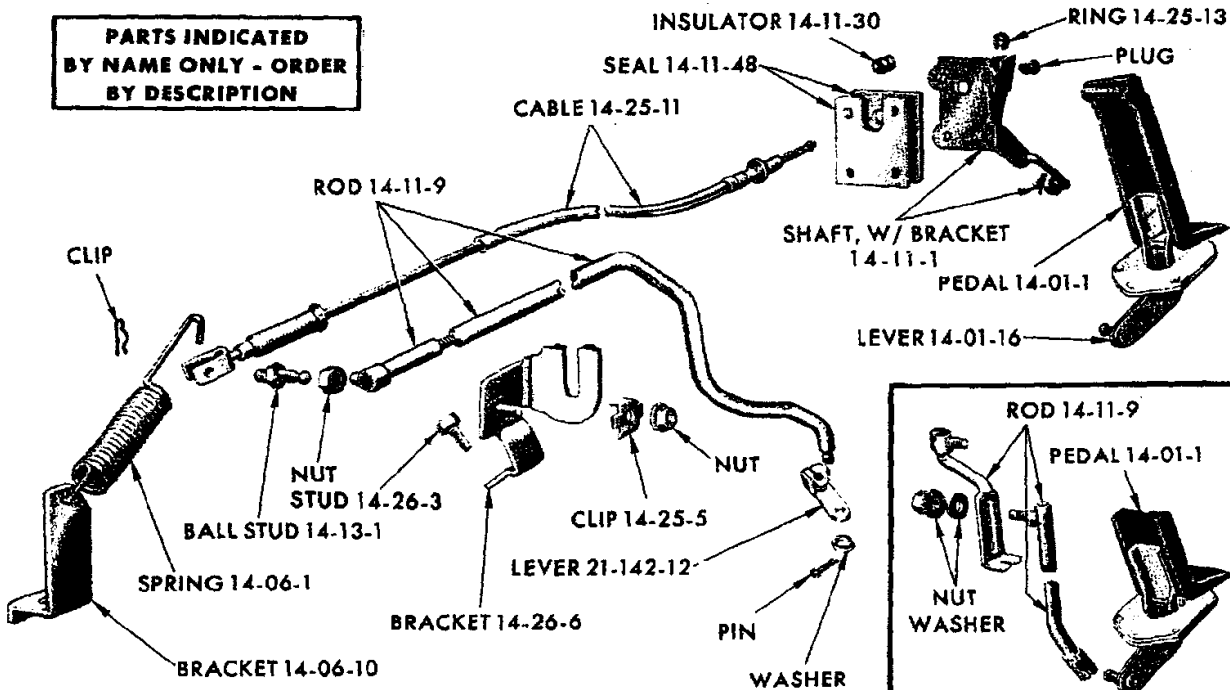
**PARTS INDICATED  
BY NAME ONLY - ORDER  
BY DESCRIPTION**



19x9695

THROTTLE LINKAGE - CHRYSLER VC2-300K (WITH 413 CU. IN. ENGINE)

**PARTS INDICATED  
BY NAME ONLY - ORDER  
BY DESCRIPTION**



19x9826A

THROTTLE LINKAGE (WITH AUTO PILOT) - IMPERIAL VY1

CODE	PART NAME AND DESCRIPTION	CYL	PER CAR	VALIANT DART	PLYMOUTH DODGE	CHRYSLER IMPERIAL
<b>14-01-0 ACCELERATOR PEDAL</b>						
14-01-1	PEDAL, VE1, VV1 . . . . .	6	1	2463 799		
	VV2, VL2 . . . . .	8	1	2465 491		
	VP1, VP2, VD1, VD2 . . . . .		1	----	2268 206	
	VA3, VC1, VC2, VC3 . . . . .	8	1	----	2406 175	2406 175
	VC2-300K . . . . .	8	1	----	----	2463 797
	VY1 . . . . .	8	1	----	----	2463 766
	NUT . . . . .		2	120 367	120 367	120 367
14-01-3	SHIELD, Pedal Lever, VA3, VC1, Police Car . . . . .	8	1	----	2129 264	2129 264
	NUT . . . . .		*	----	116 000	116 000
14-01-8	CLIP, Hinge Pin . . . . .	6	1	1947 818		
14-01-12	PIN, Hinge . . . . .		1	2463 765		
14-01-15	BRACKET, Pedal Hinge . . . . .		1	2465 921		
	SCREW . . . . .		2	6022 777		
14-01-16	LEVER, Pedal, VA3, VC1, VC2, VC3 . . . . .	8	1	----	1947 311	1947 311
	w/o Auto. Pilot, VY1 . . . . .	8	1	----	----	2463 773
	w/Auto. Pilot, VY1 . . . . .	8	1	----	----	2463 863
14-01-22	SEAL, Pedal Lever, VA3, VC1, VC2, VC3 . . . . .	8	1	----	1947 415	1947 415
	w/o Auto. Pilot, VY1 . . . . .	8	1	----	----	2463 895
	w/Auto. Pilot, VY1 . . . . .	8	1	----	----	*1947 415
14-01-23	SCREW, Pedal Mounting . . . . .		2	----	2202 583	
14-01-25	PLATE, Pedal Floor Pan . . . . .		1	2081 074		
	Pedal Dash Panel . . . . .		1	----	2254 357	
	Pedal Mounting Reinforcement . . . . .		1	----	2255 583	
14-01-30	BUSHING, Pedal . . . . .		*	1859 768	2408 334	
14-01-31	INSULATOR, Bracket . . . . .	6	1	1859 767		
<b>14-02-0 AUTOMATIC PILOT</b>						
14-02-2	CONTROL, VA3, VC1, VC2, VC3 . . . . .	8	1	----	2426 805	2426 805
	VY1 . . . . .	8	1	----	----	2426 806
14-02-3	BUTTON, Control Reset, VA3, VC1, VC2, VC3 . . . . .	8	1	----	1972 902	1972 902
	VY1 . . . . .	8	1	----	----	2426 658
14-02-4	KNOB, Control, VA3, VC1, VC2, VC3 . . . . .	8	1	----	1887 798	1887 798
	VY1 . . . . .	8	1	----	----	2426 656
14-02-6	ROD, Accelerator Shaft to Auto. Pilot, VA3, VC1, VC2, VC3 . . . . .	8	1	----	2268 556	2268 556
	VY1 . . . . .	8	1	----	----	2463 796
	PIN, Cotter . . . . .	8	1	----	103 373	103 373
	WASHER . . . . .	8	1	----	120 392	120 392
14-02-8	COLLAR, Control Dial, VY1 . . . . .	8	1	----	----	2198 361
14-02-10	NUT, Brace Mounting, VA3 . . . . .	8	1	----	2076 232	2076 232
14-02-11	HOUSING, Control, VA3 . . . . .	8	1	----	2291 148	
	NUT . . . . .	8	2	----	6022 826	
	SCREW . . . . .	8	2	----	9414 327	
14-02-12	BALL STUD, Accelerator Shaft Lever, VA3 . . . . .	8	1	----	1858 936	1858 936

★ Indicates use as required.

Numerals in parentheses ( ) refer to notes.

Printed in U.S.A.

☐ Indicates parts not listed in any previous parts book.

Prices and specifications subject to change without notice.

\* Indicates change or addition.

# 1964 PASSENGER CAR PARTS CATALOG

FUEL

CODE	PART NAME AND DESCRIPTION	C Y L	PER CAR	VALIANT DART	PLYMOUTH DODGE	CHRYSLER IMPERIAL
<b>14-02-0 AUTOMATIC PILOT - Cont'd</b>						
14-02-15	MECHANISM, Drive, VA3 . . . . .	8	1	----	E2580 382	E2580 382
14-02-18	BRACKET, Mechanism Mounting, VA3, VC1, VC2, VC3 . . . . .	8	1	----	2123 513	2123 513
	VY1 . . . . .	8	1	----	----	2201 080
	BRACE, Mechanism Mounting, VA3, VC1, VC2, VC3 VY1 . . . . .	8	1	----	2123 515	2123 515
	SCREW, w/WASHER . . . . .	8	1	----	----	2409 021
		8	★	----	6012 068	6012 068
14-02-23	WASHER, Reset Button, VA3 . . . . .	8	1	----	1972 906	1972 906
14-02-24	GROMMET, Control Cable, VA3 . . . . .	8	1	----	2216 552	2216 552
14-02-26	NUT, Brake Switch Mounting, VA3 . . . . .	8	1	----	1886 313	1886 313
14-02-27	LINK, Accelerator Shaft to Auto. Pilot Rod Adjusting, VA3 . . . . .	8	1	----	2268 567	2268 557
14-02-29	LAMP, Control, VA3 . . . . .	8	1	----	2496 349	
	VC1, VC2, VC3 . . . . .	8	1	----	----	2291 238
14-02-30	DIAL, Control, VA3 . . . . .	8	1	----	1887 794	
	VY1 . . . . .	8	1	----	----	2426 686
14-02-32	SWITCH, Brake, VA3 . . . . .	8	1	----	1885 974	1885 974
14-02-34	CABLE, Drive Mechanism, VA3. . . . .	8	1	----	2290 966	2290 966
14-02-39	CONTACT, Control Lamp . . . . .	8	1	----	2256 966	2256 966
14-02-69	WIRING, Instrument Panel, VA3 . . . . .	8	1	----	2496 538	2496 538
14-02-70	SCREW, Control Dial, VA3, VC1, VC2, VC3 . . . . .	8	2	----	2256 702	2256 702
14-02-75	SHAFT, Cable Drive, VA3, VC1, VC2, VC3 . . . . .	8	1	----	1972 352	1972 352
	VY1 . . . . .	8	1	----	----	1887 657
14-02-79	WASHER, Control Bezel, VA3, VC1, VC2, VC3 . . . . .	8	1	----	1534 698	1534 698
<b>14-06-0 ACCELERATOR PEDAL RETURN SPRING</b>						
14-06-1	SPRING, VV1, VL1 . . . . .	6	1	2264 376		
	VV2, VL2 . . . . .	8	1	2465 495		
	VP1, VD1 . . . . .	6	1	----	2402 590	
	VP2, VD2, except High and Maximum Performance . . . . .	8	1	----	2402 250	
	VP2, VD2, High Performance . . . . .	8	1	----	2265 027	
	VP2, VD2, Maximum Performance . . . . .	8	2	----	2402 802	
	VA3, VC1, VC2, VC3 . . . . .	8	1	----	2463 742	2463 742
	VC2-300K, w/413 cu. in. Eng. . . . .	8	2	----	----	1320 133
	VY1 . . . . .	8	1	----	----	2463 771
14-06-10	BRACKET . . . . .	6	1	2128 776		
	VV2, VL2 . . . . .	8	1	2465 496		
	w/o Governor . . . . .	6	1	----	2264 686	
	w/Governor . . . . .	6	1	----	2268 188	
	VP2, VD2 . . . . .	8	1	----	2402 315	
	VP2, VD2, w/361 or 383 cu. in. Eng. . . . .	8	1	----	2402 249	
	VD2P, w/383 cu. in. Eng. . . . .	8	1	----	2402 249	
	VP2, VD2, w/361 or 383 cu. in. Eng., w/Leece-Neville Alternator, 2 Barrel Carburetor . . . . .	8	1	----	2402 283	
	VD2P, w/383 cu. in. Eng., w/Leece-Neville Alternator, 4 Barrel Carburetor . . . . .	8	1	----	2402 283	
	VP2, VD2, w/361 or 383 cu. in. Eng., w/Auto. Trans., w/Air Conditioning, w/2 or 4 Barrel Carburetor . . . . .	8	1	----	2402 251	

★ Indicates use as required.

Numerals in parentheses ( ) refer to notes.

Printed in U.S.A.

⊠ Indicates parts not listed in any previous parts book.

Prices and specifications subject to change without notice.

March 15, 1965 Supersedes March 16, 1964.

\* Indicates change or addition.



CODE	PART NAME AND DESCRIPTION	CYL	PER CAR	VALIANT DART	PLYMOUTH DODGE	CHRYSLER IMPERIAL
<b>14-06-0 ACCELERATOR PEDAL RETURN SPRING - Cont'd</b>						
14-06-10	BRACKET - Cont'd					
	VP2, VD2, Maximum Performance, w/426					
	cu. in. Eng., w/2-4 Barrel Carburetors . . . . .	8	2	----	*2402 470	
	VA3, VC1, VC2, VC3 . . . . .	8	1	----	1827 999	1827 999
	VC2-300K . . . . .	8	2	----	----	2129 668
	VY1, w/o Air Conditioning . . . . .	8	1	----	----	2463 780
	VY1, w/Air Conditioning . . . . .	8	1	----	----	2463 781
<b>14-07-0 ACCELERATOR PEDAL TO ACCELERATOR SHAFT ROD</b>						
14-07-1	ROD . . . . .	6	1	2264 538		
	VA3, VC1, VC2, VC3 . . . . .	8	1	----	2463 744	2463 744
	PIN, Cotter . . . . .	6	1	103 373		
	WASHER . . . . .	6	1	120 392		
14-07-15	SPRING, Accelerator Pedal to Accelerator Shaft Rod . . . . .	6	1	2465 999		
<b>14-11-0 ACCELERATOR SHAFT</b>						
14-11-1	SHAFT, w/Std. Trans. . . . .	6	1	2203 237		
	w/Auto. Trans. . . . .	6	1	2264 552		
	VV2, VL2 . . . . .	8	1	2465 498		
	w/Manual or Auto. Trans., except VA3. . . . .		1	----	2288 344	
	VA3, VC1, VC2, VC3 . . . . .	8	1	----	2463 747	2463 747
	VC2-300K . . . . .	8	1	----	----	2402 659
	VY1, w/BRACKET . . . . .	8	1	----	----	2466 480
	PIN, Cotter . . . . .		1	----	103 373	103 373
	WASHER, VY1 . . . . .		1	----	----	120 392
	WASHER, VA3, VC1, VC2, VC3 . . . . .	8	1	----	6012 072	6012 072
14-11-3	CLIP, Accelerator Shaft to Bell Crank Rod . . . . .	6	1	2120 878		
	Bell Crank to Carburetor Rod, Upper . . . . .	6	1	----	6008 144	
	Lower . . . . .	6	1	----	1652 093	
	Bell Crank to Trans. Rod and Carburetor to Eng. Bell Crank . . . . .	8	1	*2463 871	* 667 774	* 667 774
14-11-4	SEAL, Shaft . . . . .	6	1	2402 339		
14-11-9	ROD, Shaft to Bell Crank, w/Auto. Trans. . . . .	6	1	2402 384		
	Bell Crank to Trans., w/SLOT . . . . .	6	1	2202 428		
	Bell Crank to Trans., w/STUD . . . . .	6	1	2120 814		
	Carburetor to Bell Crank, VV2, VL2 . . . . .	8	1	2465 607		
	Engine Bracket Shaft to Trans. Bell Crank, VV2, VL2 . . . . .	8	1	2465 614		
	Trans. Bell Crank to Trans. Throttle Control Lever, VV2, VL2 . . . . .	8	1	2465 617		
	Bell Crank to Carburetor . . . . .	6	1	----	2268 356	
	Bell Crank to Carburetor, w/Governor . . . . .	6	1	----	2268 385	
	Bell Crank to Carburetor, Taxi and Police. . . . .	6	1	----	2406 763	
	Bell Crank to Trans., except Police and Taxi. . . . .	6	1	----	2268 358	
	Bell Crank to Trans., Police and Taxi. . . . .	6	1	----	2406 683	
	Bell Crank to Carburetor, Maximum Performance Carburetor to Trans., VP2, VD2 . . . . .	8	1	----	2402 468	
		8	1	----	2402 226	
	Bell Crank to Trans., Maximum Performance, VP2, VD2 . . . . .	8	1	----	2402 808	
	Bell Crank to Carburetor, w/426 cu. in. Eng., Hemispherical . . . . .	8	1	----	2468 458	
	Bell Crank to Trans. VA3, VC1, VC2, VC3 . . . . .	8	1	----	2463 757	2463 757
	Shaft to Carburetor, w/STUD, VA3, VC1, VC2, VC3 . . . . .	8	1	----	2463 751	2463 751
	Shaft to Bell Crank, w/STUD, VA3, VC1, VC2, VC3 . . . . .	8	1	----	2463 753	2463 753
	Shaft to Bell Crank, w/STUD, VC2-300K . . . . .	8	1	----	----	2264 640
	Bell Crank to Carburetor, VC2-300K . . . . .	8	1	----	----	2128 757

★ Indicates use as required.

⊠ Indicates parts not listed in any previous parts book.

\* Indicates change or addition.

Numerals in parentheses ( ) refer to notes.

Prices and specifications subject to change without notice.

March 15, 1965 Supersedes March 16, 1964.

# 1964 PASSENGER CAR PARTS CATALOG

FUEL

CODE	PART NAME AND DESCRIPTION	CYL	PER CAR	VALIANT DART	PLYMOUTH BODGE	CHRYSLER IMPERIAL
<b>14-11-O ACCELERATOR SHAFT - Cont'd</b>						
14-11-9	ROD - Cont'd					
	Shaft to Throttle Shaft Lever, VC2-300K . . . . .	8	1	----	----	2121 159
	Bell Crank to Trans., VC2-300K . . . . .	8	1	----	----	2402 738
	Shaft to Bell Crank, w/SLOT, VA3, VC1, VC2, VC3 . . . . .	8	1	----	2264 411	2264 411
	Shaft to Carburetor, w/SLOT, VA3, VC1, VC2, VC3 . . . . .	8	1	----	2129 611	2129 611
	Shaft to Throttle Shaft Lever, VC2-300K . . . . .	8	1	----	----	2129 611
	Bell Crank to Carburetor, VC2-300K . . . . .	8	1	----	----	2129 569
	Carburetor Lever to Trans., VY1 . . . . .	8	1	----	----	2463 792
14-11-20	BRACKET, Shaft . . . . .	6	1	2402 340		
	Shaft Engine . . . . .	8	1	E2465 608		
	Shaft Body, VA3, VC1, VC2, VC3 . . . . .	8	1	----	2205 820	2205 820
	Shaft Engine, VA3, VC1, VC2, VC3 . . . . .	8	1	----	2264 800	2264 800
	Shaft Body, VC2-300K . . . . .	8	1	----	----	2205 820
	Shaft Engine, VC2-300K . . . . .	8	1	----	----	2205 797
14-11-25	PLATE, Shaft Bracket Stud Retainer, VY1 . . . . .	8	1	----	----	2492 251
	Shaft Bracket Tapping, VV2, VL2 . . . . .	8	1	E2465 603		
14-11-28	LEVER, Shaft . . . . .	6	1	2264 539		
	Shaft Intermediate . . . . .	6	1	2128 778		
14-11-30	INSULATOR, Shaft Sound . . . . .	6	1	2128 347		
	Shaft Lever, VY1 . . . . .	8	1	----	----	2465 486
14-11-31	PLUG, Shaft Lever, VV2, VL2, VY1 . . . . .	8	1	E2465 483		E2465 483
14-11-33	BUSHING, Shaft Seal . . . . .	6	1	2120 525		
	Shaft Engine Bracket, VA3 (plastic) . . . . .	8	1	----	*2264 801	*2264 801
14-11-34	RING, Shaft Retaining, VV2, VL2, VA3, VC1, VC2, VC3 . . . . .	8	2	E2532 363	*1936 051	*1936 051
14-11-39	ROLLER, Shaft, VY1 . . . . .		1	*2268 346	*2268 346	*2268 346
14-11-48	SEAL, Shaft Bracket, VY1 . . . . .	8	1	----	----	2463 788
	VV2, VL2 . . . . .	8	1	E2465 623		
<b>14-13-O THROTTLE LINKAGE BALL STUD</b>						
14-13-1	BALL STUD, Carburetor Lever, VY1 . . . . .	8	1	----	2268 420	2268 420
	Carburetor Lever, VP2, VD2, Maximum Performance . . . . .	8	2	----	1858 936	
	Carburetor Lever, VA3, VC1, VC2, VC3 . . . . .	8	1	----	1858 936	1858 936
	Accelerator Shaft Lever, VA3 . . . . .	8	2	----	1858 936	1858 936
	Intake Manifold Throttle Shaft Lever, VC2-300K . . . . .	8	1	----	----	1858 936
14-13-3	CLIP, Ball Stud Retainer . . . . .		*	2121 571	2121 571	2121 571
14-13-5	RETAINER, Ball Stud, Threaded . . . . .		*	2268 367	2268 367	2268 367
	Bell Crank to Carburetor Rod, VP2, VD2, Maximum Performance . . . . .	8	2	----	1945 197	
	Bell Crank to Trans., VP2, VD2, Maximum Performance . . . . .	8	1	----	2402 915	
<b>14-14-O THROTTLE CONTROL BELL CRANK</b>						
14-14-1	BELL CRANK . . . . .	6	1	2203 239		
	VP2, VD2, Maximum Performance . . . . .	8	1	----	2402 464	
	VP2, VD2, w/426 cu. in. Eng., Hemispherical . . . . .	8	1	----	E2468 456	
	VA3, VC1, VC2, VC3 . . . . .	8	1	----	2463 755	2463 755
	VC2-300K . . . . .	8	1	----	----	2402 724
	VV2, VL2, at Trans. . . . .	8	1	E2465 615		
14-14-3	SHAFT, Intake Manifold Throttle, VC2-300K . . . . .	8	1	----	----	2463 763

\* Indicates use as required.

Numerals in parentheses ( ) refer to notes.

Printed in U.S.A.

E Indicates parts not listed in any previous parts book.

Prices and specifications subject to change without notice.

March 16, 1964 Supersedes Sept. 6, 1963.

\* Indicates change or addition.

CODE	PART NAME AND DESCRIPTION	C Y L	PER CAR	VALIANT DART	PLYMOUTH DODGE	CHRYSLER IMPERIAL
<b>14-14-0 THROTTLE CONTROL BELL CRANK - Cont'd</b>						
14-14-8	PIN, Bell Crank . . . . .	6	1	2465 472		
	Bell Crank to Cable . . . . .	8	1	-----	2402 806	
14-14-12	BRACKET, Bell Crank . . . . .	6	1	2465 471		
	BRACKET, w/Bell Crank . . . . .	6	1	-----	2402 246	
14-14-13	NUT, Bell Crank Bracket . . . . .	6	2	-----	2073 205	
14-14-16	RING, Bell Crank Pin Retainer . . . . .	6	1	1626 749		
14-14-20	STUD, Bell Crank, VA3 . . . . .	8	1	-----	*2264 480	*2264 480
	VP2, VD2, Maximum Performance . . . . .	8	1	-----	2402 466	
	VV2, VL2 . . . . .	8	1	2465 616		
14-14-41	PLATE, Bell Crank Tapping . . . . .	6	1	2465 473		
14-14-42	SCREW, Tapping Plate . . . . .		3	2202 583	2202 583	
	NUT . . . . .		3	* 120 375	* 120 375	
14-14-47	BUSHING, Intake Manifold Throttle Shaft, VC2-300K	8	2	-----	-----	1947 542
14-14-48	LEVER, Intake Manifold Throttle Shaft, VC2-300K .	8	1	-----	-----	1947 544
14-14-49	EXTENSION, Intake Manifold Throttle Shaft Lever, VC2-300K . . . . .	8	1	-----	-----	2206 030
<b>14-24-0 FAST IDLE CABLE</b>						
14-24-1	CABLE, VC1 . . . . .		1	-----	917 248	917 248
	NUT . . . . .		1	-----	124 939	124 939
	WASHER . . . . .		1	-----	138 498	138 498
14-24-4	COLLAR, Cable, VC1 . . . . .		1	-----	2268 677	2268 677
14-24-5	PIN, Cable, VC1 . . . . .		1	-----	2268 679	2268 679
14-24-8	SWIVEL, Cable, VA3, VC1 . . . . .	8	1	-----	639 173	639 173
14-24-11	CLIP, Swivel, VA3, VC1 . . . . .	8	1	-----	639 174	639 174
<b>14-25-0 THROTTLE CONTROL CABLE</b>						
14-25-5	CLIP, Cable, VV2, VL2 . . . . .		1	2402 210	2402 210	2402 210
14-25-11	CABLE, Control . . . . .	6	1	-----	2465 924	
	VP1, VD1, Police and Taxi . . . . .	6	1	-----	2465 925	
	VV2, VL2 . . . . .	8	1	2465 487		
	VP2, VD2, except Maximum Performance . . . . .	8	1	-----	<del>2465 926</del>	2536779
	VP2, VD2, Maximum Performance . . . . .	8	1	-----	2465 927	
	VP2, VD2, w/426 cu. in. Eng., Hemispherical . . . . .	8	1	-----	2468 468	
	VY1 . . . . .	8	1	-----	-----	2465 485
14-25-12	PIN, Cable . . . . .		1	-----	2264 706	
	CLIP . . . . .		1	-----	6023 285	
14-25-13	RING, Cable Retainer, VY1, VV2, VL2 . . . . .		1	1884 405	1884 405	1884 405
14-25-17	INSULATOR, Cable Sound, VV2, VL2 . . . . .		1	2465 486	2465 928	
	VY1 . . . . .	8	1	-----	-----	2465 486
<b>14-26-0 THROTTLE CONTROL MOUNTING BRACKET</b>						
14-26-2	CLIP, Bracket, VV2, VL2 . . . . .	8	1	2402 210	2264 741	

\* Indicates use as required.

☐ Indicates parts not listed in any previous parts book.

• Indicates change or addition.

Numerals in parentheses ( ) refer to notes.

# 1964 PASSENGER CAR PARTS CATALOG

FUEL

CODE	PART NAME AND DESCRIPTION	CYL	PER CAR	VALIANT DART	PLYMOUTH DODGE	CHRYSLER IMPERIAL
<b>14-26-O THROTTLE CONTROL MOUNTING BRACKET - Cont'd</b>						
14-26-6	BRACKET PACKAGE, Cable . . . . .	6	1	----	2448 746	
	VP2, VD2 . . . . .	8	1	----	2402 257	
	VP2, VD2, High Performance . . . . .	8	1	----	2463 760	
	VP2, VD2, Maximum Performance . . . . .	8	1	----	2402 804	
	VP2, VD2, w/361 or 383 cu. in. Eng. and 2 Barrel Carburetor . . . . .	8	1	----	2402 207	
	VV2, VL2 . . . . .	8	1	2465 604		
	VP2, VD2, w/426 cu. in. Eng., Hemispherical . . . . .	8	1	----	2468 454	
	VY1 . . . . .	8	1	----		2463 789
<b>14-29-O CARBURETOR AIR CLEANER</b>						
14-29-2	AIR CLEANER, w/o Governor, Dry Type . . . . .	6	1	2279 891	2279 891	
	w/o Governor, Oil Bath . . . . .	6	1	2463 947	2463 947	
	w/Governor, Oil Bath . . . . .	6	1	1859 750	1859 750	
	w/FITTING, use with Air Cleaner to Breather Pipe Hose, Dry Type . . . . .	6	1	2463 931	2463 931	
	w/FITTING, use with Air Cleaner to Breather Pipe Hose, w/o Governor, Oil Bath . . . . .	6	1	2463 947	2463 947	
	w/FITTING, use w/Air Cleaner to Breather Pipe Hose . . . . .	8	1	2463 900		
	w/o Fitting, not used w/Air Cleaner to Breather Pipe Hose . . . . .	8	1	*2465 764		
	VP2, VD2 . . . . .	8	1	----	2264 610	
	VP2, VD2, w/FITTING, use with Air Cleaner to Breather Pipe Hose, Dry Type . . . . .	8	1	----	2463 948	
	VP2, VD2, w/FITTING, use with Air Cleaner to Breather Pipe Hose, Oil Bath . . . . .	8	1	----	2463 969	
	VP2, VD2, w/Power Package or High Performance, Silenced . . . . .	8	1	----	2402 672	
	VP2, VD2, High Performance or Power Package, Unsilenced, Package . . . . .	8	1	----	2298 938	
	VP2, VD2, w/Power Package, VC1, VA3, use w/Air Cleaner to Breather Pipe Hose . . . . .	8	1	----	<del>NS</del> <del>2463 963</del>	2463 963
	VP2, VD2, Maximum Performance w/2-4 Barrel Carburetors . . . . .	8	2	----	2421 370	
	VP2, VD2, High Performance, w/426 cu. in. Eng., California Only . . . . .	8	1	----	2463 868	
	VP2, VD2, Maximum Performance, w/426 cu. in. Eng., use w/Air Cleaner to Breather Pipe Hose, Right . . . . .	8	1	----	2463 978	
	VP2P, Silenced . . . . .	8	1	----	2402 672	
	VP2, VD2, w/426 cu. in. Eng., use w/Air Cleaner to Breather Pipe Hose . . . . .	8	1	----	2463 868	
	VP2, VD2, High Performance, VC1, VA3, Police Car, VC2, use w/Air Cleaner to Breather Pipe Hose . . . . .	8	1	----	2463 951	2463 951
	VP2, VD2, VA3, w/426 cu. in. Eng., Hemispherical . . . . .	8	1	----	*2402 672	
	VC3, VY1, 413 cu. in. Eng., Silenced . . . . .	8	1	----	*2402 672	*2402 672
	VA3, VC1, Police Car, w/361 or 383 cu. in. Eng. . . . .	8	1	----	*2298 938	*2298 938
		8	1	----	*2298 938	*2298 938
	VC3, VY1, use w/Air Cleaner to Breather Pipe Hose . . . . .	8	1	----		2463 963
	VC2-300K . . . . .	8	2	----		2406 545
	VC2-300K, use w/Air Cleaner to Breather Pipe Hose, Right . . . . .	8	1	----		2463 961
	Left . . . . .	8	1	----		2406 545
14-29-3	GASKET, Oil Chamber Upper, w/Oil Bath Cleaner . . . . .	6	1	2128 879	2128 879	
	Lower, w/Oil Bath Cleaner . . . . .	6	1	1821 144	1821 144	
	Air Cleaner Adapter, w/Oil Bath Cleaner . . . . .	6	1	2128 661	2128 661	

★ Indicates use as required.

Numerals in parentheses ( ) refer to notes.

Printed in U.S.A.

⊠ Indicates parts not listed in any previous parts book.

Prices and specifications subject to change without notice.

March 15, 1965 Supersedes March 16, 1964.

\* Indicates change or addition.

CODE	PART NAME AND DESCRIPTION	CYL	PER CAR	VALIANT DART	PLYMOUTH DODGE	CHRYSLER IMPERIAL
<b>14-29-0 CARBURETOR AIR CLEANER - Cont'd</b>						
14-29-4	GASKET, Air Cleaner Cover . . . . .	8	1	----	2402 129	2402 129
14-29-5	GASKET, Air Cleaner to Carburetor . . . . .	6	1	1947 797	1947 797	
	VV2, VL2 . . . . .	8	1	1326 847		
	w/2 Barrel Carburetor . . . . .	8	1	----	1326 847	
	w/4 Barrel Carburetor . . . . .	8	1	----	1821 170	1821 170
14-29-6	FILTER . . . . .	6	1	2208 376	2208 376	
	w/2 Barrel Carburetor, VV2, VL2 . . . . .	8	1	1739 547	1739 547	1739 547
	w/Silenced Air Cleaner . . . . .	8	1	----	2402 677	2402 677
	w/Unsilenced Air Cleaner . . . . .	8	1	----	1946 923	1946 923
	VP2, VD2, Maximum Performance . . . . .	8	1	----	1851 493	
	VP2, VD2, w/426 cu. in. Eng., Hemispherical . . . . .	8	1	----	2468 987	
VC2-300K . . . . .	8	1	----	----	2120 634	
14-29-7	COVER, Air Cleaner, Left, w/426 cu. in. Eng. . . . .	8	1	----	2463 966	
	COVER, Air Cleaner, w/426 cu. in. Eng., Hemispherical . . . . .	8	1	----	2468 990	
	COVER, Air Cleaner, w/361, 383, 413 cu. in. Eng., w/Silenced Air Cleaner . . . . .	8	1	----	E2463 952	E2463 952
	COVER, Air Cleaner, w/426 cu. in. Eng., w/Unsilenced Air Cleaner . . . . .	8	1	----	E2463 958	
	COVER, Air Cleaner, w/428 cu. in. Eng., w/Unsilenced Air Cleaner, California Usage . . . . .	8	1	----	E2463 888	
	14-29-9	RETAINER, Air Cleaner Filter, w/361, 383, 426 cu. in. Eng., 4 Barrel Carburetor, w/Unsilenced Air Cleaner . . . . .	8	1	----	E2463 959
14-29-10	ADAPTER, Air Cleaner to Carburetor, w/Oil Bath Cleaner . . . . .	6	1	2129 000	2129 000	
14-29-12	BRACKET, Steady, w/Oil Bath Cleaner . . . . .	6	1	2129 562		
14-29-15	CLAMP, w/Dry Cleaner . . . . .	6	1	2264 116	2264 116	
	w/Oil Bath Cleaner . . . . .	6	1	2264 545	2264 545	
14-29-28	PLATE, Element Support, w/426 cu. in. Eng. . . . .	8	2	----	2465 147	
	PLATE, Element Support, w/426 cu. in. Eng., Hemispherical . . . . .	8	1	2468 986		
14-29-33	STUD, Cleaner to Carburetor . . . . .	8	1	----	1826 286	1826 286
14-29-40	WRAP, Filter, California Usage . . . . .	6	1	2463 980	2463 980	
	VV2, VL2, VP2, VD2, California Usage . . . . .	8	1	2463 981	2463 981	
	VP2, VD2, w/Power Package, VA3, VC1, VC2, VC3, VY1, California Usage . . . . .	8	1	----	2463 982	2463 982
	14-29-44	SPACER, Steady Bracket . . . . .	6	1	2129 856	

**NOTES**

---



---



---



---



---



---



---



---



---



---

★ Indicates use as required. Numerals in parentheses ( ) refer to notes. Printed in U.S.A.  
 B Indicates parts not listed in any previous parts book. Prices and specifications subject to change without notice.  
 \* Indicates change or addition. Page 14-19 March 15, 1965 Supersedes March 16, 1964.

## 14-30-0 CARBURETOR

The entire line of carburetors for 1964 Chrysler Corporation passenger vehicles is listed on the following chart by vendor number.

Complete replacement assemblies for each vendor identified carburetor are listed in the "Chrysler Carburetor or Carburetor Pkg." column. (Carburetor packages include a carburetor and a flange gasket.)

Components of carburetors which are available for service are charted on the following pages, beginning at Code 14-30-2. For quick reference, both the carburetor assemblies and their component listings are identified with the same "Component Chart Reference Number." (See below and on the following pages).

## 14-30-1 CARBURETOR ASSEMBLIES

Models	Eng. (cu. in.)	Trans.	Carburetor Type			Comp. Chart Ref. No.	Chrysler Carburetor Or Carburetor Pkg. * (Pkg. Includes Gasket)
			Bbl.	Mfg.	Mfg. No.		
VV1, VL1	170	Manual	1	Carter	3675S	1	2463 831
VV1, VL1	170	Manual	1	Holley	R2765A	2	E2468 245
VV1, VL1	170	Manual	1	Holley	R2885A	30	E2468 245
VV1, VL1	170	Auto.	1	Carter	3676S	3	2463 832
VV1, VL1	170	Auto.	1	Holley	R2766A	4	E2468 246
VV1, VL1	170	Auto.	1	Holley	R2886A	31	E2468 246
VV1, VL1, High Performance	225	Manual	1	Carter	3677S	5	2463 833
VV1, VL1, High Performance	225	Auto.	1	Carter	3678S	6	2463 833
VV1, VL1, High Performance	225	All	1	Holley	R2767A	7	2468 247
VV2, VL2	273	Manual	2	Carter	3767S	28	2465 531
VV2, VL2	273	Auto.	2	Carter	3768S	29	2465 531
VP1, VD1	225	Manual	1	Carter	3679S	9	2463 845
VP1, VD1	225	Manual	1	Holley	R2769A	10	E2468 249
VP1, VD1	225	All	1	Holley	R2889A	32	E2468 249
VP1, VD1	225	Auto.	1	Carter	3680S	11	2463 845
VP1, VD1	225	Auto.	1	Holley	R2770A	12	E2468 249
VP1, VD1, Taxi	225	All	1	Carter	3664S	13	2463 816
VP2, VD2	318	Manual	2	Carter	3682S	14	2463 849
VP2, VD2	318	Auto.	2	Carter	3683S	15	2463 849
VP2, VD2	318	Manual	2	Bendix	WW3-239	16	2463 853
VP2, VD2	318	Auto.	2	Bendix	WW3-240	17	2463 853
VP2, VD2, w/Power Package VP2-P	361 383	All	2	Carter	3684S	18	2463 828
VP2, VD2, High Performance, Police	383	All	4	Carter	3611S	19	2463 073
VP2, VD2, High Performance, Std.	426	All	4	Carter	3611S	19	2463 073
VP2, VD2, Hemispherical	426	All	2/4	Carter	3705S	20	*2463 977
VP2, VD2 Hemispherical	426	All	2/4	Carter	3861S	33	*2532 320
VC1, VA3	361	Manual	2	Bendix	WWC3-244	27	2465 319

\* Indicates use as required.

Numerals in parentheses ( ) refer to notes.

Printed in U.S.A.

E Indicates parts not listed in any previous parts book.

Prices and specifications subject to change without notice.

March 15, 1965 Supersedes March 16, 1964.

Page 14-20

\* Indicates change or addition.

14-30-0 CARBURETOR - Cont'd

14-30-1 CARBURETOR ASSEMBLIES - Cont'd

Models	Eng. (cu. in.)	Trans.	Carburetor Type			Comp. Chart Ref. No.	Chrysler Carburetor Or Carburetor Pkg. * (Pkg. Includes Gasket)	
			Bbl.	Mfg.	Mfg. No.			
VC1, VA3	361	Auto.	2	Bendix	WWC3-242	21	2463 854	
VA3, VC2	383	All	2	Carter	3685S	22	2463 855	
VA3, VC1, Police, VC2	413	All	4	Carter	3614S	23	2463 076	
VC2-300K	413	Auto.	2/4	Carter	3505S	24	2402 727	
VC3	413	Auto.	4	Carter	3615S	25	2463 077	
VY1	413	Auto.	4	Carter	3644S	26	2463 364	
PART TYPE	COMPONENT CHART REFERENCE NO.	1	2	3	4	5	6	7
CODE	MFG. NO.	3675S	R2765A	3676S	R2766A	3677S	3678S	R2767A
14-30-2	GASKET, Flange . . . . .	2205 582	2205 582	2205 582	2205 582	2205 582	2205 582	2205 582
14-30-4	REPAIR PACKAGE . . . . . ZIP KIT . . . . .	2448 977 2495 987	2495 963 -----	2448 980 <del>2495 987</del> 1933836	2495 966 -----	2448 983 <del>2495 987</del>	2448 980 <del>2495 987</del> 2933036	2495 966 -----
14-30-7	GASKET PACKAGE . . . . .	2448 978	2299 037	2448 981	2299 037	2448 981	2448 981	2299 037
14-30-8	NEEDLE, w/SEAT, Float. .	2448 975	2299 042	2448 975	2299 042	2448 975	2448 975	2299 042
14-35-1	JET, Main Metering . . . .	2448 974	2299 239	2299 005	2299 245	2299 005	2299 005	2299 245
14-35-33	STEM, Economizer . . . . .	-----	2299 040	-----	2299 040	-----	-----	2299 040
14-35-39	WELL, Main . . . . .	-----	2495 961	-----	2495 965	-----	-----	2495 967
14-39-7	CHOKE DIAPHRAGM or PISTON . . . . .	2448 976	2495 962	2448 976	2495 962	2448 976	2448 976	2495 962
14-39-45	CHOKE . . . . .	2402 526	2402 528	2402 526	2402 528	2402 526	2402 526	2402 528
14-41-3	PLUNGER, w/ROD, Pump .	2196 214	2495 960	2196 214	2495 964	2196 214	2196 214	2495 964
14-43-5	ROD, Step-Up . . . . .	2299 113	-----	2299 110	-----	2448 984	2299 108	-----
PART TYPE	COMPONENT CHART REFERENCE NO.	8	9	10	11	12	13	14
CODE	MFG. NO.	R2768A	3679S	R2769A	3680S	R2770A	3664S	3682S
14-30-2	GASKET, Flange . . . . .	2205 582	2205 582	2205 582	2205 582	2205 582	2205 582	-----
14-30-4	REPAIR PACKAGE . . . . . ZIP KIT . . . . .	2495 966 -----	2448 983 2495 987	2495 966 -----	2448 980 2495 987	2495 966 -----	2448 988 2495 987	2299 219 -----
14-30-7	GASKET PACKAGE . . . . .	2299 037	2448 981	2299 037	2448 981	2299 037	2448 986	1826 511

\* Indicates use as required. Numerals in parentheses ( ) refer to notes. Printed in U.S.A.  
 † Indicates parts not listed in any previous parts book. Prices and specifications subject to change without notice.  
 \* Indicates change or addition. March 15, 1965 Supersedes March 16 1964.  
 Page 14-21

# 1964 PASSENGER CAR PARTS CATALOG

FUEL

## 14-30-O CARBURETOR - Cont'd

PART TYPE	COMPONENT CHART REFERENCE NO.	8	9	10	11	12	13	14
CODE	MFG. NO.	R2768A	3679S	R2769A	3680S	R2770A	3664S	3682S
14-30-8	NEEDLE, w/SEAT, Float. . .	2299 042	2448 975	2299 042	2448 975	2299 042	2448 975	2240 410
14-35-1	JET, Main Metering . . . .	2299 248	2299 005	2299 245	2299 005	2299 248	1618 157	1618 220
14-35-33	STEM, Economizer . . . . .	2299 040	----	2299 040	----	2299 040	----	----
14-35-39	WELL, Main . . . . .	2495 968	----	2495 987	----	2495 968	----	----
14-39-7	CHOKE DIAPHRAGM or PISTON . . . . .	2495 962	2448 976	2495 962	*2448 976	2495 962	2448 976	2448 989
14-39-45	CHOKE . . . . .	2402 528	2402 526	2402 528	2402 526	2402 528	2402 526	1737 780
14-41-3	PLUNGER, w/ROD, Pump . .	2495 964	2196 214	2495 964	2196 214	2495 964	2196 214	2299 217
14-43-5	ROD, Step-Up. . . . .	----	2448 984	----	2299 108	----	1631 502	2299 218
PART TYPE	COMPONENT CHART REFERENCE NO.	15	16	17	18	19	20	21
CODE	MFG. NO.	3683S	WW3-239	WW3-240	3684S	3611S	3705S	WWC3-242
14-30-2	GASKET, Flange . . . . .	1634 701	1634 701	1634 701	2264 193	2121 954	2465 063	2264 193
14-30-4	REPAIR PACKAGE . . . . .	2299 219	2448 972	2299 264	2448 997	2299 233	2495 950	2299 258
	ZIP KIT . . . . .	2495 990	2525 705	2525 704	2299 197	2525 774	2495 952	2525 705
14-30-7	GASKET PACKAGE . . . . .	1826 511	2299 163	2299 163	2299 196	2196 212	2495 951	2299 259
14-30-8	NEEDLE, w/SEAT, Float. . .	2240 410	2240 436	2240 436	2240 410	2196 207	2196 207	2240 436
14-30-27	STRAINER, Fuel Inlet . . .	----	----	----	----	1826 864	----	----
14-30-28	NUT, Fuel Inlet Strainer . .	----	----	----	----	1826 863	----	----
14-35-1	JET, Main Metering . . . . .	1618 220	2299 254	2299 263	2448 996	----	----	2299 257
	Primary . . . . .	----	----	----	----	2240 464	2448 999	----
	Secondary . . . . .	----	----	----	----	2084 166	1400 857	----
14-35-6	JET, Power By-Pass . . . .	----	2299 262	2299 262	----	----	----	2275 262
14-35-8	JET, Main Discharge . . . .	----	1631 353	1631 353	----	----	----	----
14-39-7	CHOKE DIAPHRAGM or PISTON . . . . .	2448 989	2448 971	2448 971	2448 991	2448 990	----	2448 973
14-39-45	CHOKE . . . . .	1737 780	1737 780	1737 780	*2264 580	*2264 580	Manual	1947 842
14-41-3	PLUNGER, w/ROD, Pump . .	2299 217	2084 733	2084 733	1826 607	1826 369	2299 114	2084 730
14-43-5	ROD, Step-Up. . . . .	2299 222	----	----	2448 895	2299 230	2448 998	----

\* Indicates use as required.

Numerals in parentheses ( ) refer to notes.

Printed in U.S.A.

EI Indicates parts not listed in any previous parts book.

Prices and specifications subject to change without notice.

March 15, 1965 Supersedes March 16, 1964.

\* Indicates change or addition.



14-30-O CARBURETOR - Cont'd

46 -

PART TYPE	COMPONENT CHART REFERENCE NO.	22	23	24	25	26	27	28
CODE	MFG. NO.	3685S	3614S	3505S	3615S	3644S	WW3-244	3767S
14-30-2	GASKET, Flange . . . . .	2264 193	2121 954	1947 810	2121 954	2121 954	2264 193	1634 701
14-30-4	REPAIR PACKAGE . . . . .	2448 997	2299 233	2299 235	2299 186	2299 186	2299 258	2525 769
	ZIP KIT . . . . .	*2299 197	2525 774	2525 774	2525 774	2525 774	*2525 705	*2525 771
14-30-7	GASKET PACKAGE . . . . .	2299 196	2196 212	2299 182	2196 212	2196 212	2299 259	2525 770
14-30-8	NEEDLE, w/SEAT, Float . .	2240 410	2196 207	2196 207	2196 207	2196 207	2240 436	2240 410
14-30-27	STRAINER, Fuel Inlet . . .	----	1826 864	1826 864	1826 864	1826 864	----	----
14-30-28	NUT, Fuel Inlet Strainer . .	----	1826 863	1826 863	1826 863	1826 863	----	----
14-35-1	JET, Main Metering . . . . .	2448 996	----	----	----	----	2299 257	----
	Primary . . . . .	----	2240 464	1400 857	2240 464	2240 464	----	----
	Secondary . . . . .	----	2084 166	----	1676 692	1676 692	----	----
14-35-6	JET, Power By-Pass . . . .	----	----	----	----	----	2275 262	----
14-39-7	DIAPHRAGM or PISTON, Choke . . . . .	2448 991	2448 990	----	2448 990	2448 990	2448 973	2448 989
14-39-41	COVER, Choke Well . . . . .	----	----	2202 427	----	----	----	----
14-39-45	CHOKE . . . . .	2463 159	2402 201	Manual	2264 580	2264 580	1947 842	2463 573
14-39-46	GASKET, Choke Well Cover . .	----	----	1947 731	----	----	----	----
14-41-3	PLUNGER, w/ROD, Pump . . .	1826 607	1826 369	1826 369	1826 369	1826 369	2084 730	2299 217
14-43-5	ROD, Step-Up . . . . .	2448 995	2299 230	2084 179	2240 473	2240 473	----	B2495 996
PART TYPE	COMPONENT CHART REFERENCE NO.	29	30	31	32	33		
CODE	MFG. NO.	3768S	R2885A	R2886A	R2889A	3861S		
14-30-2	GASKET, Flange . . . . .	*1634 701	----	----	----	*2465 063		
14-30-4	REPAIR PACKAGE . . . . .	2525 769	B2585 462	B2585 462	*2525 781	*2525 792		
	ZIP KIT . . . . .	2525 771	----	----	----	*2495 952		
14-30-7	GASKET PACKAGE . . . . .	2525 770	B2585 463	B2585 463	*2299 037	*2495 951		
14-30-8	NEEDLE, w/SEAT, Float . . .	2240 410	*2299 042	*2299 042	*2299 042	*2196 207		
14-35-1	JET, Main Metering . . . . .	1618 217	*2299 239	*2299 248	*2299 245	----		
	Primary . . . . .	----	----	----	----	*2448 999		
	Secondary . . . . .	----	----	----	----	*1400 857		
14-35-33	STEM, Economizer . . . . .	----	*2525 784	*2525 784	*2525 784	----		
14-35-39	WELL, Main . . . . .	----	*2525 785	*2525 785	*2525 785	----		
14-39-7	DIAPHRAGM, Choke . . . . .	2448 989	*2495 962	*2495 962	*2495 962	----		
14-39-45	CHOKE . . . . .	2463 573	----	----	----	----		
14-41-3	PLUNGER, w/ROD, Pump . . .	2299 217	*2525 782	*2525 782	*2525 782	*2299 114		
14-43-5	ROD, Step-Up . . . . .	2495 995	----	----	----	*1826 348		

\* Indicates use as required. Numerals in parentheses ( ) refer to notes. Printed in U.S.A.  
 B Indicates parts not listed in any previous parts book. Prices and specifications subject to change without notice.  
 \* Indicates change or addition. Page 14-23 March 15, 1965 Supersedes March 16, 1964.

# 1964 PASSENGER CAR PARTS CATALOG

FUEL

CODE	PART NAME AND DESCRIPTION	CYL	PER CAR	VALIANT DART	PLYMOUTH DODGE	CHRYSLER IMPERIAL
<b>14-63-0 CHOKE CONTROL CABLE</b>						
14-63-1	CABLE, VP2, VD2, Maximum Performance, VC2-300K . . . . .	8	1	----	2402 883	2402 883
	NUT . . . . .	8	1	----	124 934	124 934
	WASHER, Lock . . . . .	8	1	----	120 380	120 380
14-63-7	CLIP, Cable, VP2, VD2, Maximum Performance, VC2-300K . . . . .	8	1	----	2463 016	2463 016
	VP2, VD2, w/Dual Choke Control . . . . .	8	2	----	2465 517	
14-63-19	GROMMET, Cable, VP2, VD2, Maximum Performance, VC2-300K . . . . .	8	1	----	2216 552	2216 552
14-63-24	KNOB, Cable, VP2, VD2, Maximum Performance, VC2-300K . . . . .	8	1	----	2402 885	2402 885
<b>14-65-0 AUTOMATIC CHOKE TO CARBURETOR ROD CLIP</b>						
14-65-4	CLIP, Stamped D-L . . . . .		1	----	2465 561	2465 561
	Stamped D-R . . . . .		1	2465 560	2465 560	2465 560
<b>14-67-0 FUEL FILTER</b>						
14-67-1	FILTER . . . . .		1	2525 254	2525 254	2525 254
14-67-2	HOSE, Filter to Carburetor . . . . .		★	1739 230	1739 230	1739 230
	CLAMP . . . . .		★	274 461	274 461	274 461
14-67-29	TUBE, Fuel Pump to Fuel Filter Hose, w/361 or 383 cu. in. Eng. and 2 Barrel Carburetor. . . . .	8	1	----	2406 569	2406 569
	Fuel Filter Hose to Carburetor, w/361 or 383 cu. in. Eng., VP2, VD2, w/2 Barrel Carburetor . . . . .	8	1	----	2406 572	
	Fuel Filter Hose to Carburetor, w/361 or 383 cu. in. Eng., w/Bendix 2 Barrel Carburetor, VA3, VC1 . . . . .	8	1	----	2406 573	2406 573
<b>14-68-0 GOVERNOR</b>						
NOTE: To insure against delay in shipment of Governor DO NOT send orders to Chrysler Corporation. Enter orders direct to the following: Handy Division of King-Seeley Corporation, Ann Arbor, Michigan, U.S.A.						
14-68-3	GASKET, Governor . . . . .	6	3	2205 582	2205 858	
14-68-5	CONNECTOR, Vacuum Control Tube . . . . .	6	2	2206 148		
14-68-8	SPACER, Governor to Carburetor . . . . .	6	1	2406 762	2406 762	
<b>14-72-0 FUEL TANK GAUGE</b>						
14-72-1	GAUGE . . . . .		1	<i>3621615</i>		
	VP1, VD1, VP2, VD2, except Sta. Wgn. . . . .		1	<i>2932960</i>	2525 861	
	VP1, VD1, VP2, VD2, Sta. Wgn. . . . .		1	<i>2421-193</i>	2275 588	
	VA3, except Sta. Wgn. . . . .	8	1	----	*2240 547	*2240 547
	Sta. Wgn., VA3 . . . . .	8	1	----	2240 548	2240 548
14-72-5	CLIP, Gauge Grounding . . . . .		1	*2258 862	*2258 862	*2258 862
14-72-6	GROMMET, Gauge Cable, Sta. Wgn., VA3 . . . . .		1	----	2093 981	2093 981
14-72-9	SEAL, Gauge . . . . .		1	1948 757	1948 757	1948 757
14-72-12	PLUG, Gauge Cable, Sta. Wgn. . . . .	8	★	----	2093 981	2093 981

★ Indicates use as required.

Numerals in parentheses ( ) refer to notes.

Printed in U.S.A.

⊂ Indicates parts not listed in any previous parts book.

Prices and specifications subject to change without notice.

\* Indicates change or addition.

CODE	PART NAME AND DESCRIPTION	C Y L	PER CAR	VALIANT DART	PLYMOUTH DODGE	CHRYSLER IMPERIAL
<b>14-72-0 FUEL TANK GAUGE - Cont'd</b>						
14-72-33	CABLE, w/TERMINAL and INSULATOR, Gauge .		1	2257 444	2257 444	2257 444
14-72-47	RETAINER, Gauge . . . . .		1	1730 095	1730 095	1730 095
<b>14-73-0 FUEL PUMP</b>						
14-73-1	PUMP PACKAGE . . . . .	6	1	2495 526	2495 526	
	VP2, VD2, VV2, VL2 . . . . .	8	1	2495 527	2495 527	
	VP2, VD2, w/Power Package or High Performance	8	1	----	2495 528	
	VP2, VD2, Maximum Performance . . . . .	8	1	----	2421 466	
	VP2, VD2, w/426 cu.in. Eng., Hemispherical . .	8	1	----	*2581 846	
	VA3, VC1, VC2, w/361 or 383 cu. in. Eng. . .	8	1	----	2495 528	2495 528
	VA3, VC1, Police Car, w/413 cu. in. Eng., VC2, w/Power Package . . . . .	8	1	----	2495 528	2495 528
	VC2-300K, VC3, VY1 . . . . .	8	1	----	----	2495 528
	SCREW . . . . .		2	6023 548	6023 548	6023 548
<b>14-74-0 FUEL PUMP MOUNTING GASKET</b>						
14-74-1	GASKET . . . . .		1	1400 185	1400 185	1400 185
<b>14-77-0 FUEL PUMP PUSH ROD</b>						
14-77-17	ROD, except Maximum Performance . . . . .	8	1	----	1737 745	1737 745
	VP2, VD2, Maximum Performance, w/426 cu. in. Eng. . . . .	8	1	----	2463 921	
<b>14-85-0 CARBURETOR FUEL LINE TEE</b>						
14-85-31	TEE, VC2-300K . . . . .	8	1	----	----	2129 121
14-85-33	ADAPTER, VC2-300K . . . . .	8	1	----	----	862 072
<b>14-86-0 FUEL TANK</b>						
14-86-1	TANK (also specify 1-2203 473 Grommet) . . . . .		1	2208 540		
	Except Sta. Wgn., VP1, VP2, VD1, VD2 (also specify 1-2203 472 Grommet). . . . .		1	----	2409 301	
	Sta. Wgn., VP1, VP2, VD1, VD2 . . . . .		1	----	2409 311	
	Except Sta. Wgn., VA3 (also specify 1-2203 472 Grommet) . . . . .	8	1	----	2208 535	2208 535
	Sta. Wgn., VA3 (also specify 1-2203 472 Grommet)	8	1	----	2409 321	2409 321
14-86-13	PLUG, Drain . . . . .		1	----	1739 194	1739 194
14-86-20	SPACER, Fuel Tank Wheelhouse, Sta. Wgn., VA3.	8	1	----	1960 602	1960 602
14-86-24	SEAL, Drain Plug, VA3 . . . . .	8	1	----	1739 196	1739 196
14-86-35	CAP, Filler Tube, Chrome . . . . .		1	*2074 054		
	Except Sta. Wgn. and VY1 . . . . .		1	----	2208 538	2208 538
	Sta. Wgn., except VA3, Chrome . . . . .		1	----	*2074 054	
	Sta. Wgn., VA3 . . . . .	8	1	----	2240 235	2240 235
	VY1 . . . . .	8	1	----	----	2460 724
14-86-40	TUBE, Filler, except Sta. Wgn. . . . .		1	2409 302		
	Except Sta. Wgn., VP1, VP2, VD1, VD2 . . . . .		1	----	2409 312	
	Sta. Wgn., except VA3 . . . . .		1	2409 305	2208 548	
	Except Sta. Wgn., VA3, VC1, VC2, VC3 . . . . .	8	1	----	2409 390	2208 545
	Sta. Wgn., VA3 . . . . .	8	1	----	2409 308	2409 308
	VY1 . . . . .	8	1	----	----	2409 386

\* Indicates use as required.

⊠ indicates parts not listed in any previous parts book.

\* Indicates change or addition.

Numerals in parentheses ( ) refer to notes.

Printed in U.S.A.

Prices and specifications subject to change without notice.

# 1964 PASSENGER CAR PARTS CATALOG

FUEL

CODE	PART NAME AND DESCRIPTION	CYL	PER CAR	VALIANT DART	PLYMOUTH DODGE	CHRYSLER IMPERIAL
<b>14-86-O FUEL TANK - Cont'd</b>						
14-86-42	GASKET, Filler Tube Cam . . . . .		1	2073 931		
14-86-50	TUBING, Vent, 25 ft. Roll, 1/4" O.D. . . . .		★	*1843 252	*1843 252	*1843 252
14-86-55	GROMMET, Filler Tube . . . . .		1	2203 473		
	Except Sta. Wgn., VP1, VP2, VD1, VD2 . . . . .		1	----	2203 472	
	Sta. Wgn., VP1, VP2, VD1, VD2 . . . . .		1	----	2203 473	
	All, VA3 . . . . .	8	1	----	2203 472	2203 472
14-86-57	HOSE, Vent Tube, except Sta. Wgn. . . . .		1	1828 456	1828 456	1828 456
	Sta. Wgn. . . . .		1	2074 063		
	CLAMP . . . . .	6	2	272 776		
14-86-85	FILTER, Inside of Tank . . . . .		1	1670 694	1670 694	1670 694
<b>14-87-O FUEL TANK STONE DEFLECTOR</b>						
14-87-2	DEFLECTOR, Sta. Wgn., except VA3 . . . . .		1	----	2217 480	
	Sta. Wgn., VA3 . . . . .	8	1	----	*1961 130	*1961 130
<b>14-88-O FUEL TANK SUPPORT</b>						
14-88-8	BRACKET, Support Strap, Sta. Wgn., except VA3 .		1	----	2251 722	
	Support Strap, Inner, Sta. Wgn., VA3 . . . . .		1	----	1878 264	1878 264
	Outer, Sta. Wgn., VA3 . . . . .		1	----	1878 263	1878 263
14-88-21	STRAP . . . . .		1	2203 430		
	Except Sta. Wgn. . . . .		1	----	2074 036	
	Except Sta. Wgn., VA3, VC1, VC2, VC3 . . . . .	8	2	----	1944 194	1944 194
	Sta. Wgn., except VA3 . . . . .		1	----	2074 015	
	Sta. Wgn., VA3 . . . . .		1	----	1944 203	1944 203
	VY1 . . . . .		2	----	----	1944 177
14-88-27	STUD, Strap . . . . .		1	1671 610		
	Except Sta. Wgn., VP1, VP2, VD1, VD2 . . . . .		1	----	2074 032	
	Sta. Wgn., VP1, VP2, VD1, VD2 . . . . .		1	----	1944 171	
	Except Sta. Wgn., VA3, VC1, VC2, VC3 . . . . .	8	2	----	1944 171	1944 171
	VY1 . . . . .	8	2	----	----	1671 610
	NUT . . . . .		★	6023 397	6023 397	6023 397
14-88-36	REINFORCEMENT, Rear Floor Pan Fuel Tank, VA3, VC1, VC2, VC3, except Sta. Wgn. . . . .	8	2	----	1878 169	1878 169
<b>14-89-O FUEL LINE TUBE</b>						
14-89-2	TUBING, 25 Ft. Roll, 5/16" O.D. . . . .		★	1843 253	1843 253	1843 253
14-89-57	HOSE, Tube . . . . .		★	1739 230	1739 230	1739 230
	HOSE, Fuel Line Tube to Fuel Tank, Maximum Performance . . . . .	8	1	----	E2534 117	
<b>14-90-O FUEL LINE TUBE CLIP</b>						
14-90-1	CLIP, except VY1 . . . . .		★	2123 341	2123 341	2123 341
	VY1 . . . . .	8	★	----	----	1119 423

## NOTES

★ Indicates use as required.

Numerals in parentheses ( ) refer to notes.

Printed in U.S.A.

⊠ Indicates parts not listed in any previous parts book.

Prices and specifications subject to change without notice.

March 15, 1965 Supersedes March 16, 1964.

\* Indicates change or addition.