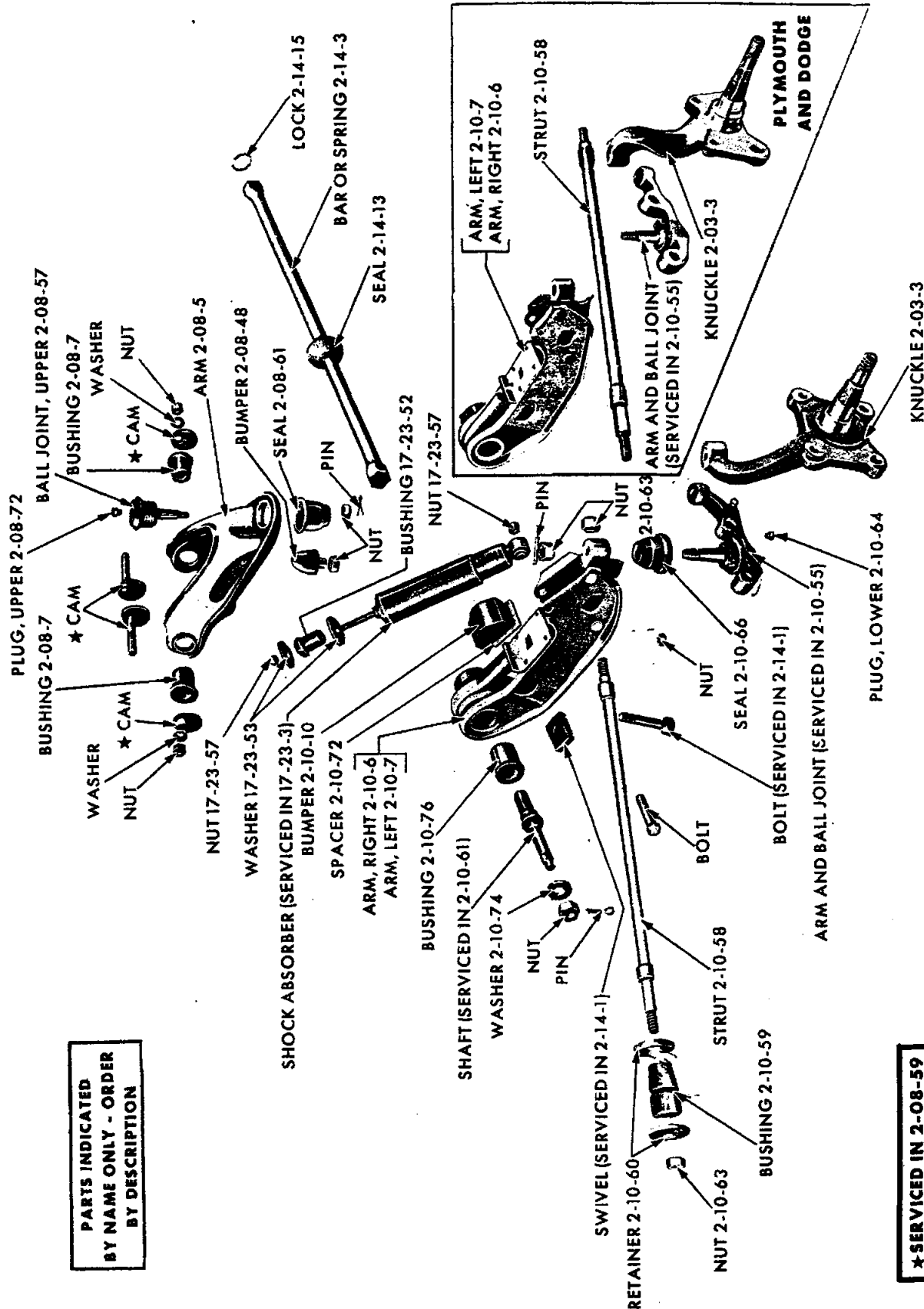


GROUP 2 - FRONT SUSPENSION

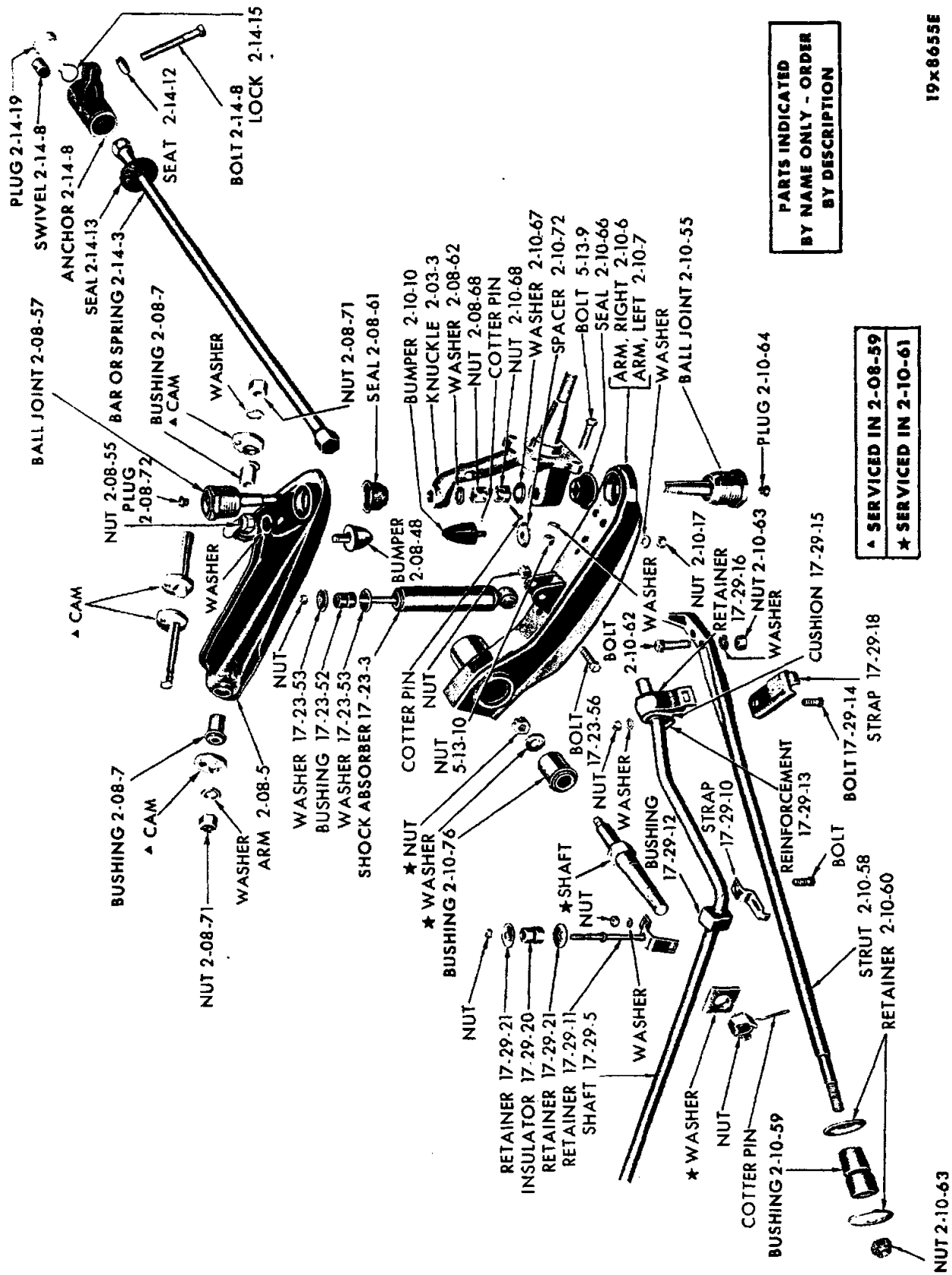


PARTS INDICATED  
BY NAME ONLY - ORDER  
BY DESCRIPTION

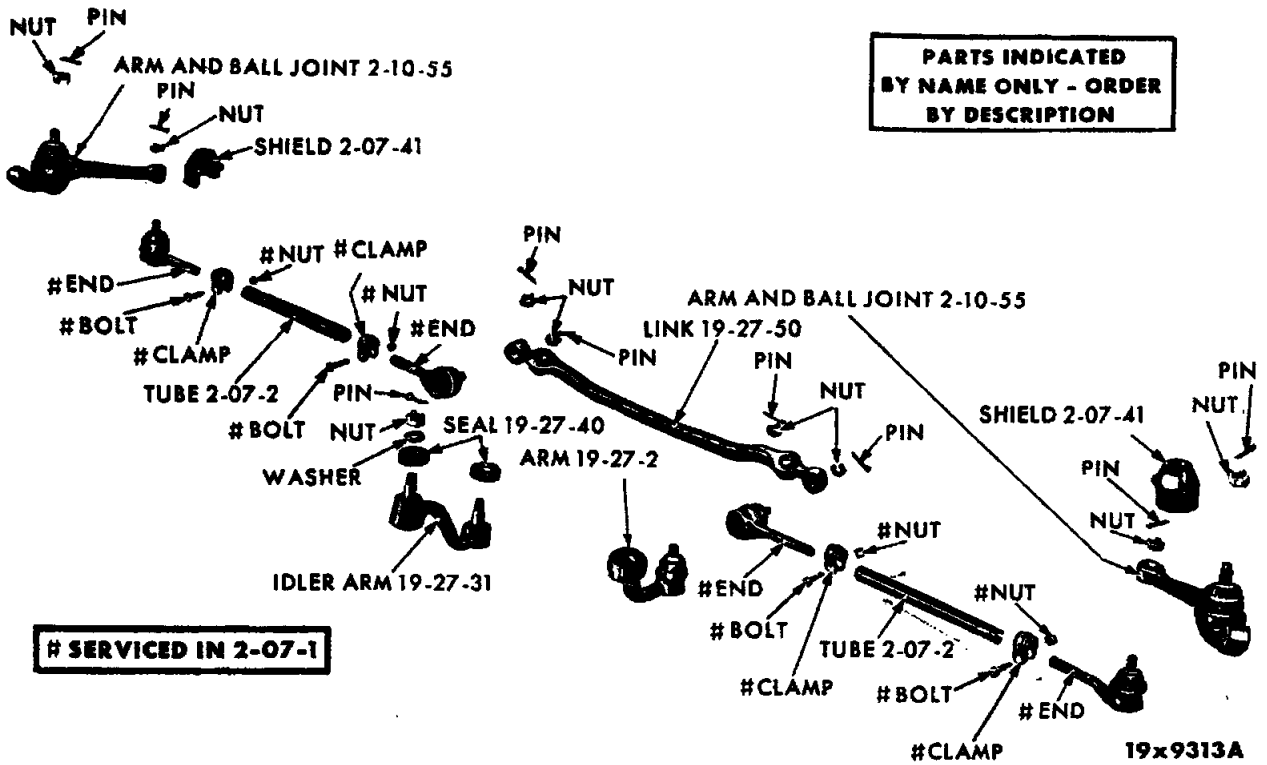
★SERVICED IN 2-08-59

19x9301B

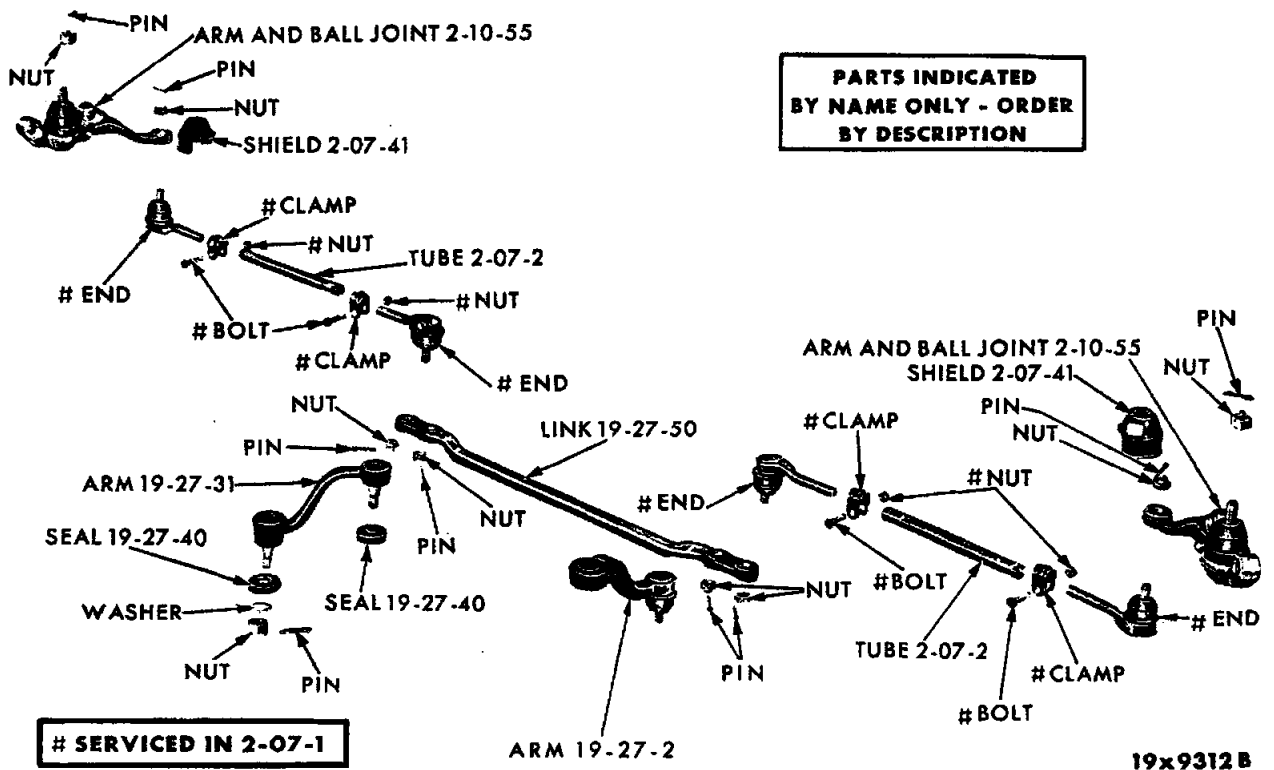
FRONT SUSPENSION - VALIANT VV1-2, DART VL1-2, PLYMOUTH VP1-2 AND DODGE VD1-2



FRONT SUSPENSION - DODGE VAS, CHRYSLER VC1-2-3 AND IMPERIAL VY1



TIE RODS - VALIANT VV1-2 AND DART VL1-2



TIE RODS - PLYMOUTH VP1-2 AND DODGE VD1-2



CODE	PART NAME AND DESCRIPTION	CYL	PER CAR	VALIANT DART	PLYMOUTH DODGE	CHRYSLER IMPERIAL
<b>2-03-0 STEERING KNUCKLE</b>						
2-03-3	KNUCKLE, Right . . . . .		1	2071 432		
	Left . . . . .		1	2071 433		
	Except VA3 . . . . .		2	----	1858 084	
	VA3, VC1, VC2, VC3 . . . . .	8	2	----	2207 031	2207 031
	VY1 . . . . .	8	2	----	----	2207 033
<b>2-05-0 STEERING LINKAGE KNUCKLE ARM</b>						
2-05-4	ARM, Right, VA3, VC1, VC2, VC3 . . . . .	8	1	----	2207 374	2207 374
	Left, VA3, VC1, VC2, VC3 . . . . .	8	1	----	2207 375	2207 375
	Right, VY1 . . . . .	8	1	----	----	2269 356
	Left, VY1 . . . . .	8	1	----	----	2269 357
<b>2-07-0 STEERING KNUCKLE TIE ROD</b>						
2-07-1	END PACKAGE, Inner, L. H. thd., except VA3 . .		2	*2525 417	*2525 417	----
	Outer, R. H. thd., except VA3 . . . . .		2	*2525 416	*2525 416	----
	Inner, VA3, VC1, VC2, VC3 . . . . .	8	2	----	E2525 049	E2525 049
	Outer, VA3, VC1, VC2, VC3 . . . . .	8	2	----	E2525 048	E2525 048
	Inner, VY1, Right . . . . .	8	1	----	----	2495 040
	Inner, VY1, Left . . . . .	8	1	----	----	2495 039
	Outer, VY1, Right . . . . .	8	1	----	----	2495 042
	Outer, VY1, Left . . . . .	8	1	----	----	2495 041
2-07-2	TUBE, except VA3 . . . . .		2	E2072 437	E2072 437	
	TUBE, w/CLAMP, BOLT AND NUT, VA3 . . . . .	8	2	----	1634 619	1634 619
2-07-17	PLUG, Steering Link Tie Rod End Cover . . . . .		*	1858 115	1858 115	1858 115
2-07-28	SEAL, Steering Link Tie Rod Dust, VY1 . . . . .	8	4	----	----	2269 309
2-07-41	SHIELD, Steering Link Outer Tie Rod End Seal,					
	Right . . . . .		1	1858 262	1858 262	1858 262
	Left . . . . .		1	1858 263	1858 263	1858 263
<b>2-08-0 FRONT WHEEL UPPER CONTROL ARM</b>						
2-08-5	ARM, Right . . . . .		1	2071 452		
	Left . . . . .		1	2071 453		
	Right, except VA3 . . . . .		1	----	1857 856	
	Left, except VA3 . . . . .		1	----	1857 857	
	Right, VA3, VC1, VC2, VC3 . . . . .	8	1	----	2207 086	2207 086
	Left, VA3, VC1, VC2, VC3 . . . . .	8	1	----	2207 087	2207 087
	Right, VY1 . . . . .	8	1	----	----	2207 184
	Left, VY1 . . . . .	8	1	----	----	2207 185
2-08-7	BUSHING, Upper Control Arm, except, VA3 . . .		4	2071 204	2071 204	
	VA3 . . . . .	8	4	----	1825 317	1825 317
2-08-11	SLEEVE, Upper Control Arm Bushing, except VA3		2	----	1857 840	
	VA3, VC1, VC2, VC3 . . . . .	8	2	----	2207 200	2207 200
2-08-48	BUMPER, Frame . . . . .		2	1825 314	1825 314	1825 314
2-08-55	NUT, Bumper Bolt . . . . .		2	6012 031	6012 031	6012 031
2-08-57	BALL JOINT PACKAGE, Upper . . . . .		2	2298 533		
	VC1, VC2, VC3 . . . . .		2	----	2298 534	2298 534
	VY1 . . . . .	8	2	----	----	2298 536
2-08-59	CAM and BUSHING PACKAGE, Support Bracket,					
	except VA3 . . . . .		2	2084 920	2084 920	
	VA3 . . . . .	8	2	----	2448 099	2448 099

\* Indicates use as required. Numerals in parentheses ( ) refer to notes. Printed in U.S.A.  
 □ Indicates parts not listed in any previous parts book. Prices and specifications subject to change without notice.  
 \* Indicates change or addition. March 15, 1965 Supersedes March 16, 1964.  
 Page 2-5

# 1964 PASSENGER CAR PARTS CATALOG

FRONT SUSPENSION

CODE	PART NAME AND DESCRIPTION	CYL	PER CAR	VALIANT DART	PLYMOUTH DODGE	CHRYSLER IMPERIAL
<b>2-08-0 FRONT WHEEL UPPER CONTROL ARM - Cont'd</b>						
2-08-61	SEAL, Ball Joint . . . . .		2	2071 255		
	VC1, VC2, VC3 . . . . .		2	----	1825 487	1825 487
	VY1 . . . . .	8	2	----	----	1825 761
2-08-62	WASHER, Ball Joint Stud Nut . . . . .		2	----	1672 960	1672 960
2-08-63	BRACKET, Control Arm Mounting, Right . . . . .		1	2081 840		
	Left . . . . .		1	2081 841		
	Right, except VA3 . . . . .		1	----	2204 184	
	Left, except VA3 . . . . .		1	----	2204 185	
2-08-68	NUT, Ball Joint Stud . . . . .		2	273 705		
	VC1, VC2, VC3 . . . . .		2	----	128 025	128 025
	VY1 . . . . .	8	2	----	----	128 027
2-08-70	REINFORCEMENT, Control Arm Mounting Bracket, except VA3 . . . . .		2	----	2204 244	
2-08-71	NUT, Control Arm Bolt . . . . .		4	1825 449	1825 449	1825 449
2-08-72	PLUG, Upper Ball Joint . . . . .		2	1858 115	1858 115	1858 115
<b>2-10-0 FRONT WHEEL LOWER CONTROL ARM</b>						
2-10-6	ARM, Right . . . . .		1	2071 468		
	Right, except VA3 . . . . .		1	----	1857 992	
	Right, VA3, VC1, VC2, VC3 . . . . .	8	1	----	1858 150	1858 150
	Right, VY1 . . . . .	8	1	----	----	1858 160
	RIVET, Lower Control Arm Plate, Right . . . . .		4	6023 293	6023 293	
2-10-7	ARM, Left . . . . .		1	2071 469		
	Left, except VA3 . . . . .		1	----	1857 993	
	Left, VA3, VC1, VC2, VC3 . . . . .	8	1	----	1858 151	1858 151
	Left, VY1 . . . . .	8	1	----	----	1858 161
	RIVET, Lower Control Arm Plate, Left . . . . .		4	6023 293	6023 293	
2-10-10	BUMPER, except VA3 . . . . .		2	*2462 578	*2462 578	
	VA3, except Sta. Wgn. . . . .	8	2	----	1857 682	
	VA3, Sta. Wgn. . . . .	8	2	----	1858 153	
	VC1, VC2, VC3, VY1, except Sta. Wgn. . . . .	8	2	----	----	1857 682
	VC1, VC3, Sta. Wgn. . . . .	8	2	----	----	1858 153
2-10-17	NUT, Bumper Retainer . . . . .		2	6012 031	6012 031	6012 031
2-10-55	ARM and BALL JOINT PACKAGE, Steering Knuckle Housing, Lower, Right . . . . .		1	2275 464		
	Left . . . . .		1	2275 465		
	Right, except VA3 . . . . .		1	----	2275 462	
	Left, except VA3 . . . . .		1	----	2275 463	
	BALL JOINT PACKAGE, Lower, VA3, VC1, VC2, VC3 . . . . .	8	2	----	2298 535	2298 535
	VY1 . . . . .	8	2	----	2298 537	2298 537
2-10-57	BUSHING and RETAINER PACKAGE . . . . .		2	2084 918		
			2	----	2084 045	2084 045
2-10-58	STRUT . . . . .		2	2071 417		
	Except VA3 . . . . .		2	----	1857 901	
	VA3, VC1, VC2, except Sta. Wgn., Std. w/o Sway Eliminator . . . . .	8	2	----	2207 027	2207 027
	STRUT, w/SPACER, VA3, VC1, VC2, VC3, w/Sway Eliminator . . . . .	8	2	----	2207 042	2207 042
	STRUT, VA3, VC1, VC2, VC3, w/Sway Eliminator . . . . .	8	2	----	2207 035	2207 035
	VY1 . . . . .	8	2	----	----	2207 029

★ Indicates use as required. Numerals in parentheses ( ) refer to notes. Printed in U.S.A.  
 □ Indicates parts not listed in any previous parts book. Prices and specifications subject to change without notice.  
 March 15, 1965 Supersedes March 16, 1964. \* Indicates change or addition.

FRONT SUSPENSION 1964 PASSENGER CAR PARTS CATALOG

CODE	PART NAME AND DESCRIPTION	CYL	PER CAR	VALIANT DART	PLYMOUTH DODGE	CHRYSLER IMPERIAL
<b>2-10-0 FRONT WHEEL LOWER CONTROL ARM - Cont'd</b>						
2-10-59	BUSHING, Lower Control Arm Strut . . . . .		2	*2071 443		
			2	----	1734 321	1734 321
2-10-60	RETAINER, Strut Bushing . . . . .		4	*2071 211		
			4	----	1734 341	1734 341
2-10-61	SHAFT PACKAGE, Lower Control Arm . . . . .		2	*2275 461		
	Except VA3 . . . . .		2	----	2275 460	
	SHAFT and BUSHING PACKAGE, VA3, VC1, VC2, VC3 . . . . .	8	2	----	1881 650	1881 650
	VY1 . . . . .	8	2	----	----	1881 647
2-10-62	BOLT, Strut, VA3 . . . . .	8	4	----	1825 350	1825 350
2-10-63	NUT, Strut Bushing . . . . .		2	*6024 657		
	Strut, except VA3 . . . . .		2	E6024 803	E6024 803	
	Strut Bushing . . . . .		2	----	6024 565	6024 565
	Strut Bolt Rear, VA3 . . . . .	8	4	----	1825 449	1825 449
2-10-64	PLUG, Lower Ball Joint . . . . .		2	1858 115	1858 115	1858 115
2-10-66	SEAL, Ball Joint, except VA3 . . . . .		2	1858 209	1858 209	
	VA3, VC1, VC2, VC3 . . . . .	8	2	----	1825 488	1825 488
	VY1 . . . . .	8	2	----	----	1825 762
2-10-67	WASHER, Ball Joint Nut . . . . .		2	----	1672 960	1672 960
2-10-68	NUT, Ball Joint Stud, VC1, VC2, VC3 . . . . .		2	128 027	128 027	128 027
	VY1 . . . . .	8	2	----	----	1671 405
2-10-72	SPACER, Bumper . . . . .		2	*1858 247		
	VP1, VP2, VD1, VD2, except Sta. Wgn. . . . .		2	----	*1858 247	
	VA3, VC1, VC3, Sta. Wgn. . . . .	8	2	----	*1858 155	*1858 155
2-10-74	WASHER, Shaft, except VA3 . . . . .		2	2071 470	2071 470	
2-10-76	BUSHING, Shaft, except VA3 . . . . .		2	1858 024	1858 024	
	VA3, VC1, VC2, VC3 . . . . .	8	2	----	1636 017	1636 017
	VY1 . . . . .	8	2	----	----	1636 010
<b>2-14-0 FRONT SUSPENSION TORSION PARTS</b>						
2-14-1	BOLT and SWIVEL PACKAGE, Bar or Spring, Front End Adjusting, Std. . . .		2	*2275 469		
	Heavy Duty . . . . .		2	*2275 470		
	Std., except VA3 . . . . .		2	----	2275 468	
	Heavy Duty, except VA3 . . . . .		2	----	2275 469	
	Rear End Anchor Adjusting, VA3, VC1, VC2, VC3 . . . . .	8	2	----	2196 773	2196 773
	VY1 . . . . .	8	2	----	----	2196 774
2-14-3	BAR or SPRING, Std., Right . . . . .	6	1	2071 622		
	Std., Left . . . . .	6	1	2071 623		
	Heavy Duty, Right . . . . .	6	1	2071 626		
	Heavy Duty, Left . . . . .	6	1	2071 627		
	Std., Right . . . . .	8	1	E2071 624		
	Std., Left . . . . .	8	1	E2071 625		

NOTE: The Anchor End of Torsion Bars or Springs are stamped with the last 3 digits of the part number. If the stamped number is 622, the Torsion Bar or Spring will be applicable to the right side of the car, since the last digit of the part number is an even number. Left side is indicated by an odd digit.

\* Indicates use as required.

E Indicates parts not listed in any previous parts book.

• Indicates change or addition.

Numerals in parentheses ( ) refer to notes.

Prices and specifications subject to change without notice.

March 16, 1964 Supersedes Sept. 6, 1963.

CODE	PART NAME AND DESCRIPTION	C Y L	PER CAR	VALIANT DART	PLYMOUTH DODGE	CHRYSLER IMPERIAL
<b>2-14-0 FRONT SUSPENSION TORSION PARTS - Cont'd</b>						
2-14-3	BAR or SPRING - Cont'd					
	Heavy Duty, Right . . . . .	8	1	B2071 628		
	Heavy Duty, Left . . . . .	8	1	B2071 629		
	Std., except Sta. Wgn., Right . . . . .	6	1	----	*1857 774	
	Std., except Sta. Wgn., Left . . . . .	6	1	----	*1857 775	
	Std., Sta. Wgn., Right . . . . .	6	1	----	*1857 776	
	Std., Sta. Wgn., Left . . . . .	6	1	----	*1857 777	
	Std., except VA3, Right . . . . .	8	1	----	*1857 776	
	Std., except VA3, Left . . . . .	8	1	----	*1857 777	
	Heavy Duty, w/o Sway Eliminator, except VA3, Right . . . . .		1	----	1857 778	
	Heavy Duty, w/o Sway Eliminator, except VA3, Left . . . . .		1	----	1857 779	
	VA3, VC1, Std., Sta. Wgn., w/Sway Eliminator, Right . . . . .	8	1	----	*1825 604	*1825 604
	VA3, VC1, Std., Sta. Wgn., w/Sway Eliminator, Left . . . . .	8	1	----	*1825 605	*1825 605
	VA3, VC1, VC2, Std., except Sta. Wgn., w/o Sway Eliminator, Right . . . . .	8	1	----	*1825 610	*1825 610
	VA3, VC1, VC2, Std., except Sta. Wgn., w/o Sway Eliminator, Left . . . . .	8	1	----	*1825 611	*1825 611
	VA3, VC1, VC2, VC2-300K, VC3, Heavy Duty w/Sway Eliminator, Right . . . . .	8	1	----	1825 606	1825 606
	VA3, VC1, VC2, VC2-300K, VC3, Heavy Duty, w/Sway Eliminator, Left . . . . .	8	1	----	1825 607	1825 607
	VC3, Std., w/Sway Eliminator, Right . . . . .	8	1	----	----	1825 708
	VC3, Std., w/Sway Eliminator, Left . . . . .	8	1	----	----	1825 709
	VY1, Std., Right . . . . .	8	1	----	----	2275 508
	VY1, Std., Left . . . . .	8	1	----	----	2275 509
	VY1, Heavy Duty, Right . . . . .	8	1	----	----	2275 510
	VY1, Heavy Duty, Left . . . . .	8	1	----	----	2275 511
2-14-8	ANCHOR PACKAGE, Torsion Bar or Spring, Rear					
	End, VA3, VC1, VC2, Right . . . . .	8	1	----	2196 750	2196 750
	VA3, VC1, VC2, Left . . . . .	8	1	----	2196 751	2196 751
	VC3, Right . . . . .	8	1	----	----	2448 314
	VC3, Left . . . . .	8	1	----	----	2448 313
	VY1, except Cv. Cp., Right . . . . .	8	1	----	----	2196 754
	VY1, except Cv. Cp., Left . . . . .	8	1	----	----	2196 755
	VY1, Cv. Cp., Right . . . . .	8	1	----	----	2196 752
	VY1, CV. Cp., Left . . . . .	8	1	----	----	2196 753
2-14-12	SEAT, Spring Front End Adjusting Bolt Nut, Seat, Bar or Spring, Rear End Anchor Adjusting Bolt, VA3 . . . . .	8	2	----	1857 549	1857 549
2-14-13	SEAL, Spring Rear End Anchor, except VA3 . . . VA3 . . . . .	8	2	2071 173 ----	2071 173 1613 388	1613 388
2-14-15	LOCK, Spring Rear End Anchor, except VA3 . . . VA3 . . . . .	8	2	1671 446 ----	1671 446 1639 171	1639 171
2-14-19	PLUG, Spring Rear End Anchor, Round Type . . . Hexagon Type . . . . .	8	2	----	1857 580 ----	1857 580 1825 582
2-14-25	RETAINER, Spring Rear End Anchor Adjusting Bolt, VY1 . . . . .	8	2	----	----	1857 576

\* Indicates use as required.

Numerals in parentheses ( ) refer to notes.

Printed in U.S.A.

E Indicates parts not listed in any previous parts book.

Prices and specifications subject to change without notice.

March 16, 1964 Supersedes Sept. 6, 1963.

\* Indicates change or addition.