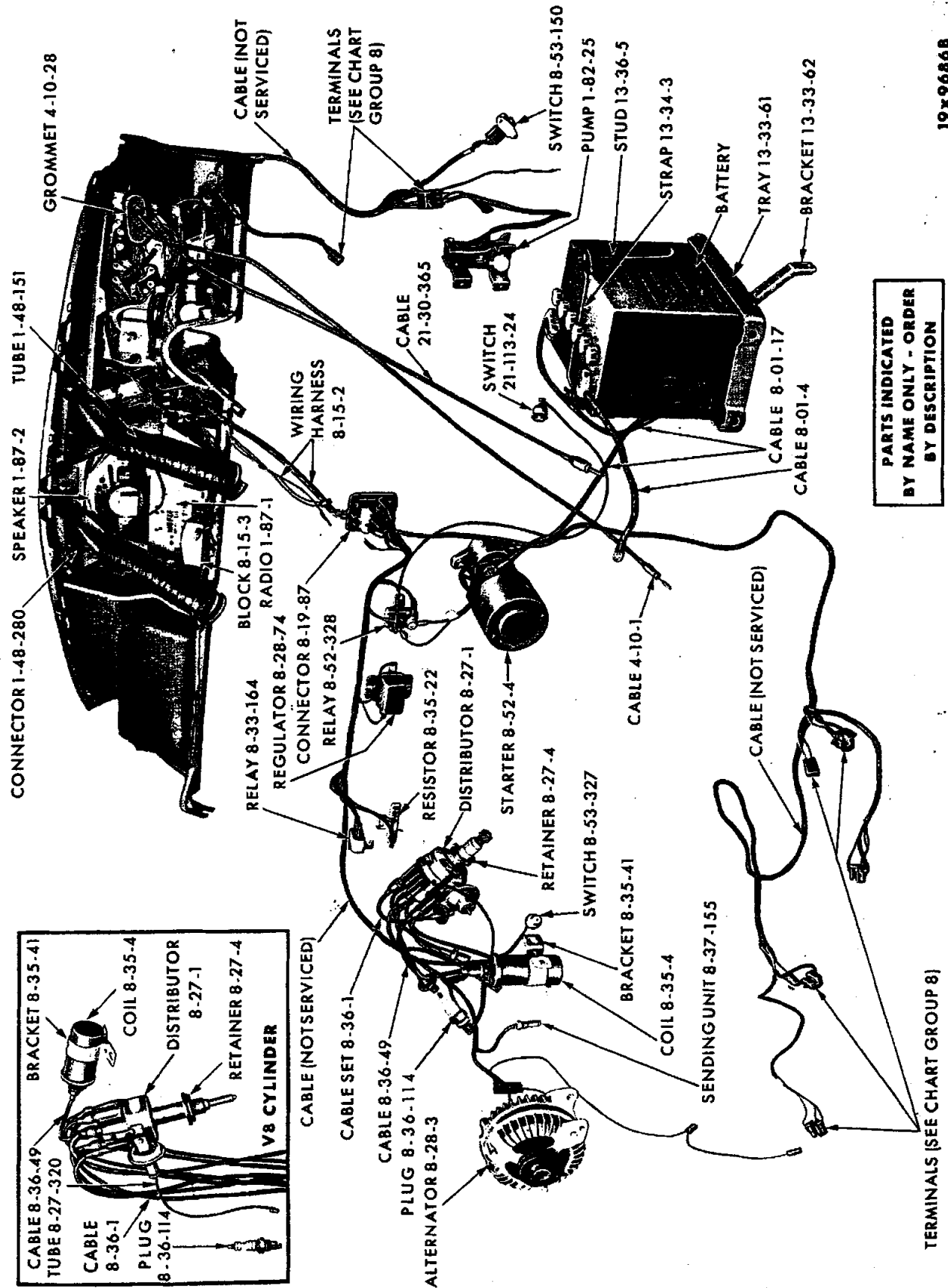


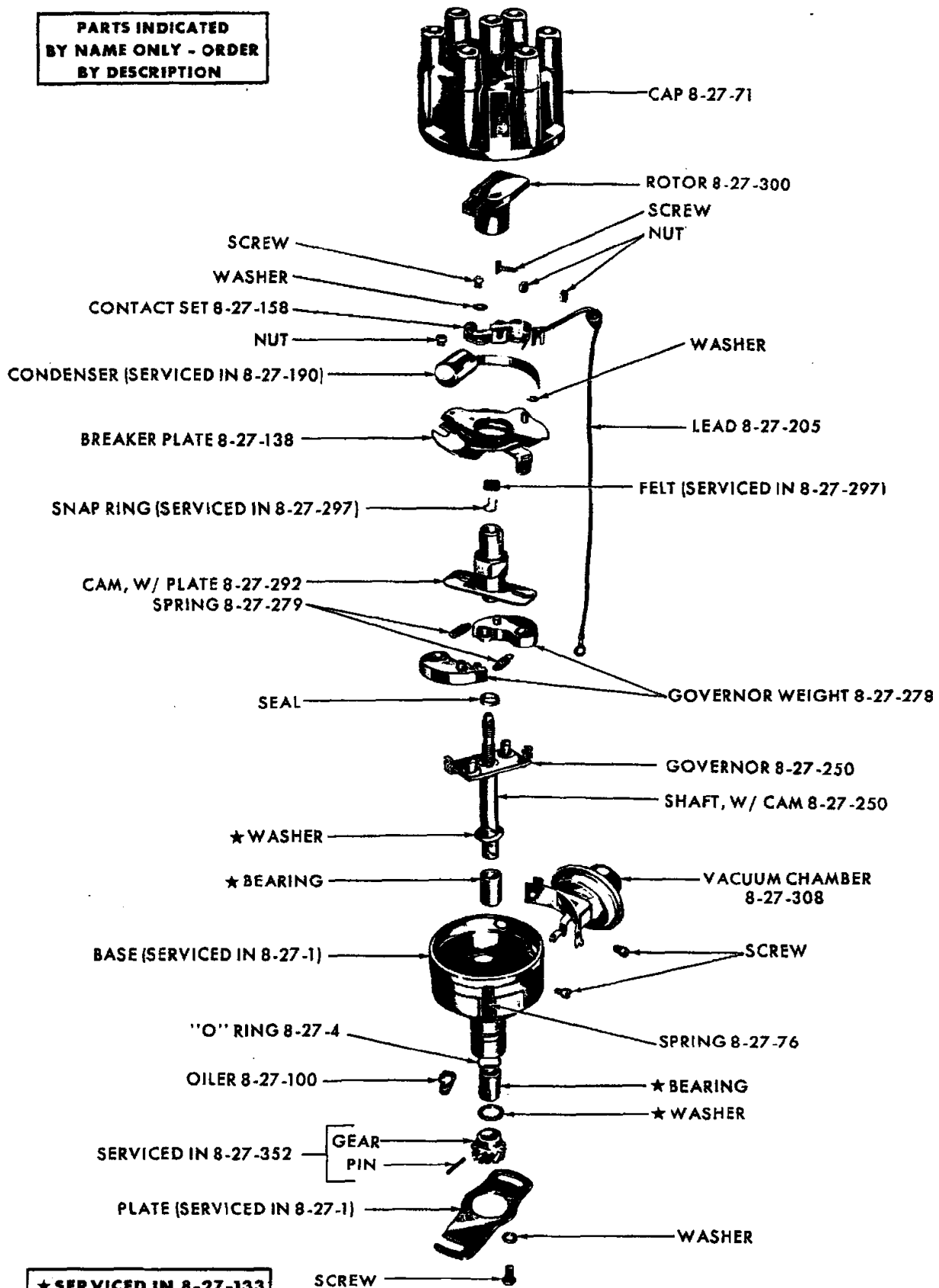
GROUP 8 - ELECTRICAL



19x9686B

ELECTRICAL SYSTEM

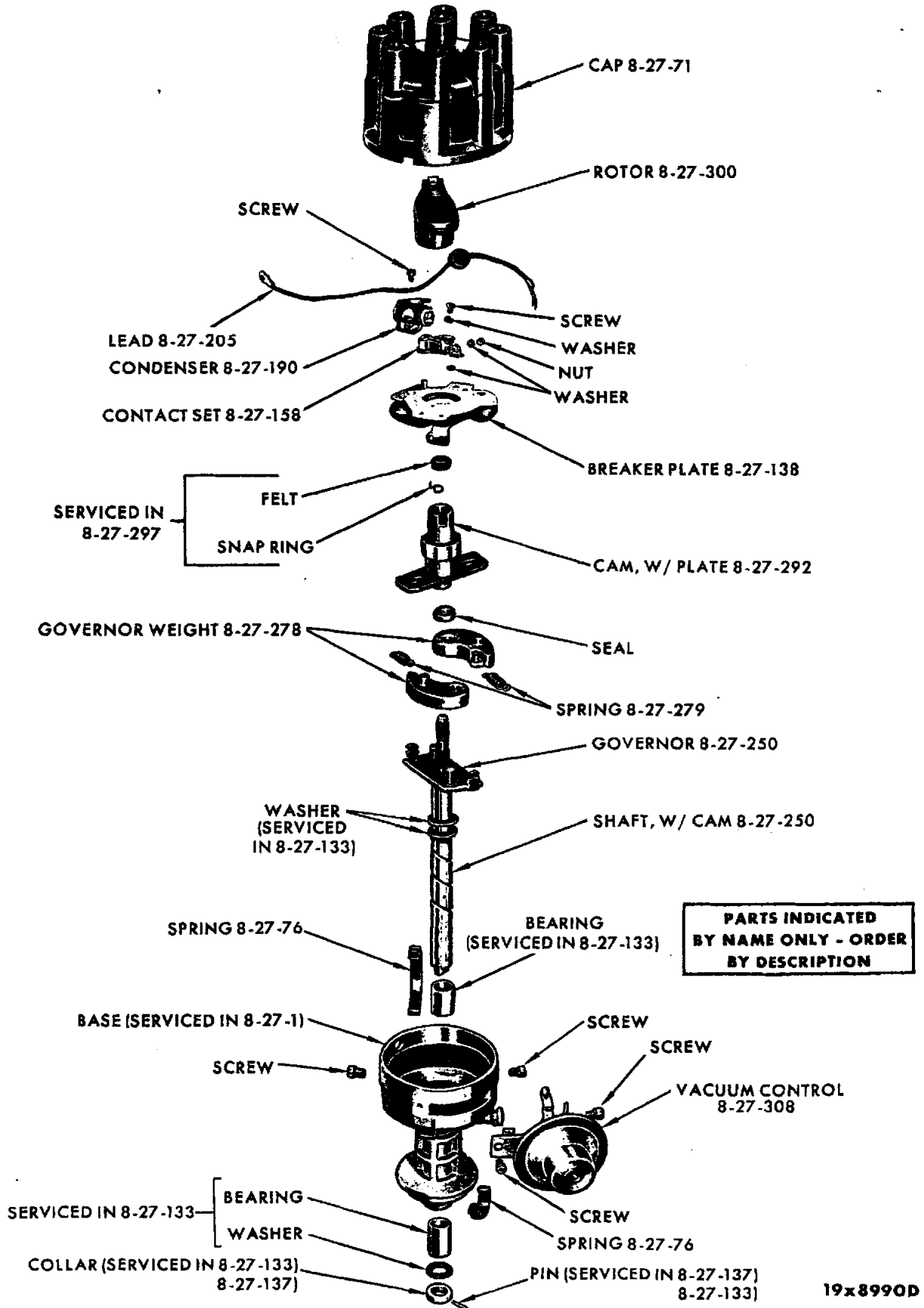
PARTS INDICATED
BY NAME ONLY - ORDER
BY DESCRIPTION



★ SERVICED IN 8-27-133

19x9281B

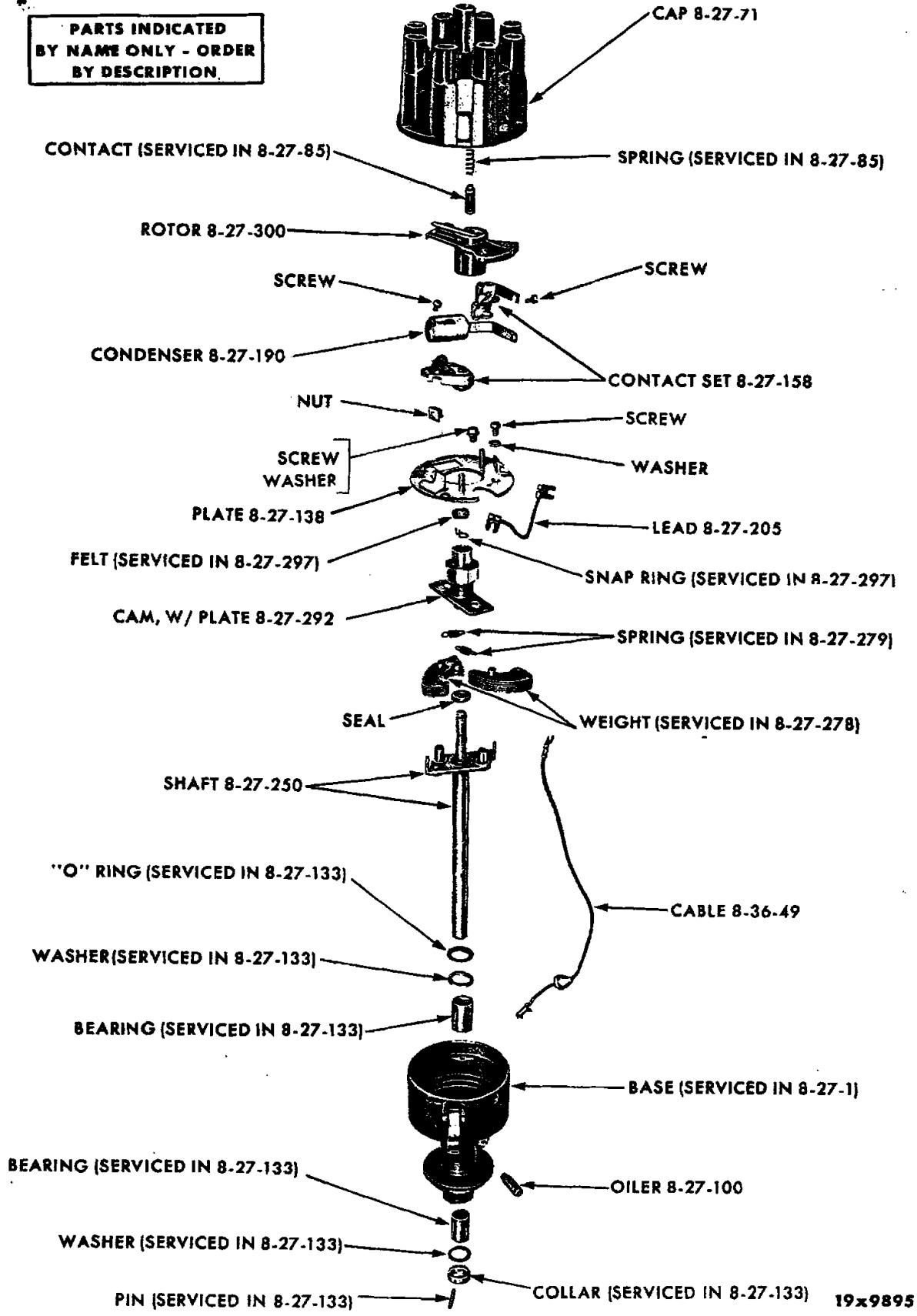
DISTRIBUTOR ASSEMBLY - 6 CYLINDER



19x8990D

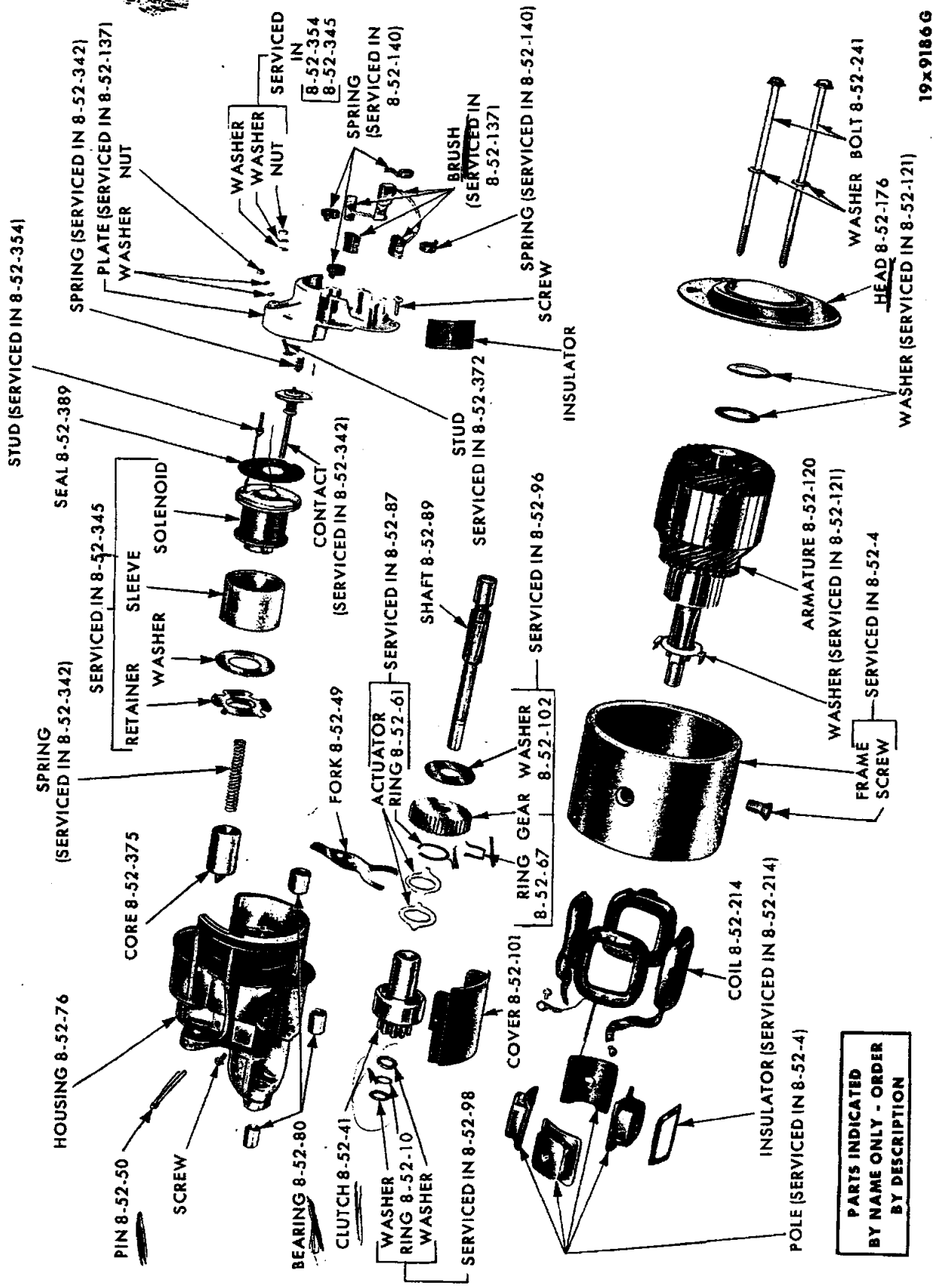
DISTRIBUTOR ASSEMBLY - V8 CYLINDER

PARTS INDICATED BY NAME ONLY - ORDER BY DESCRIPTION.



19x9895

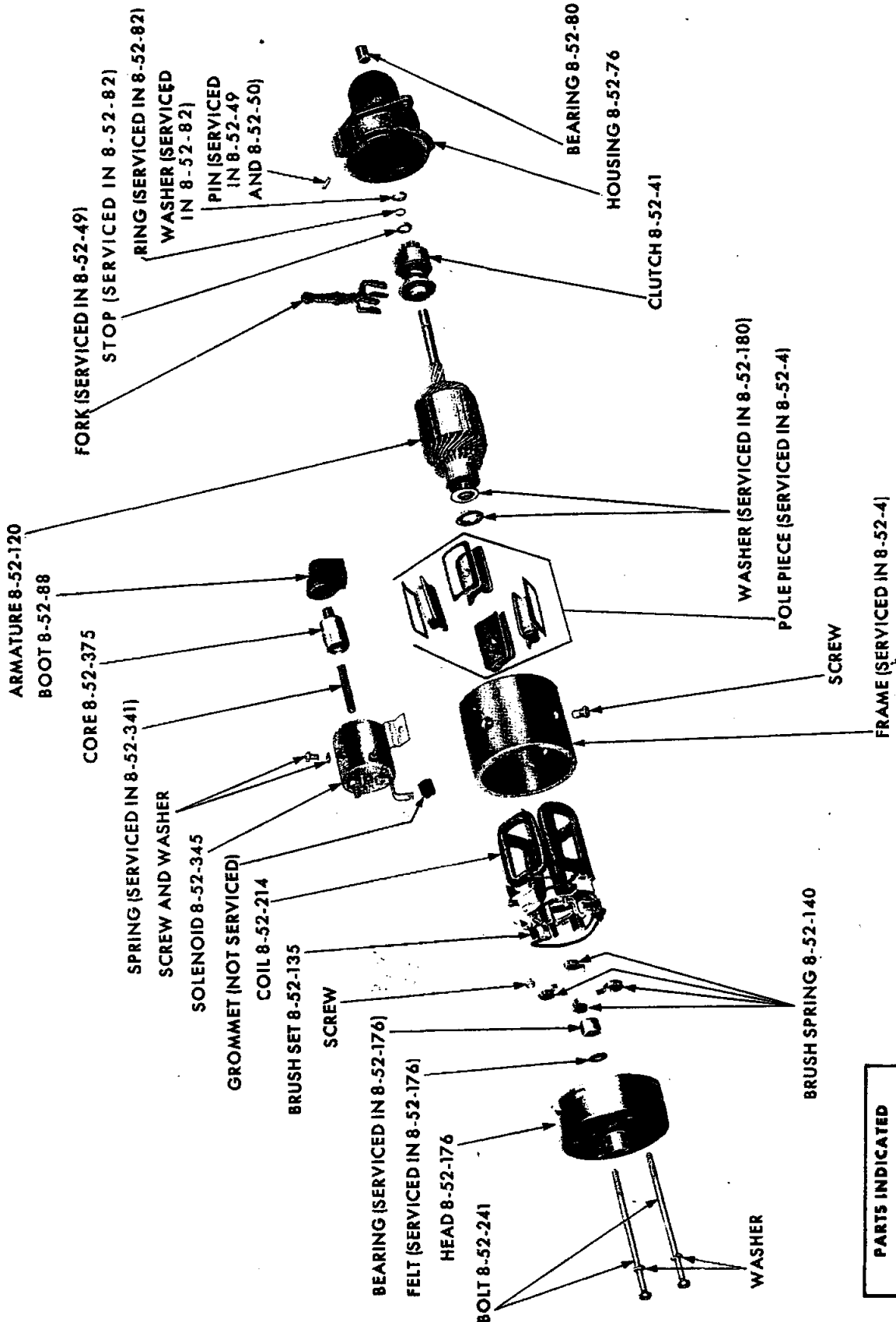
DISTRIBUTOR ASSEMBLY - PLYMOUTH VP2 AND DODGE VD2 (WITH 426 CU. IN. ENGINE)



19x91866G

STARTER ASSEMBLY - 2098 500 AND 2095 150

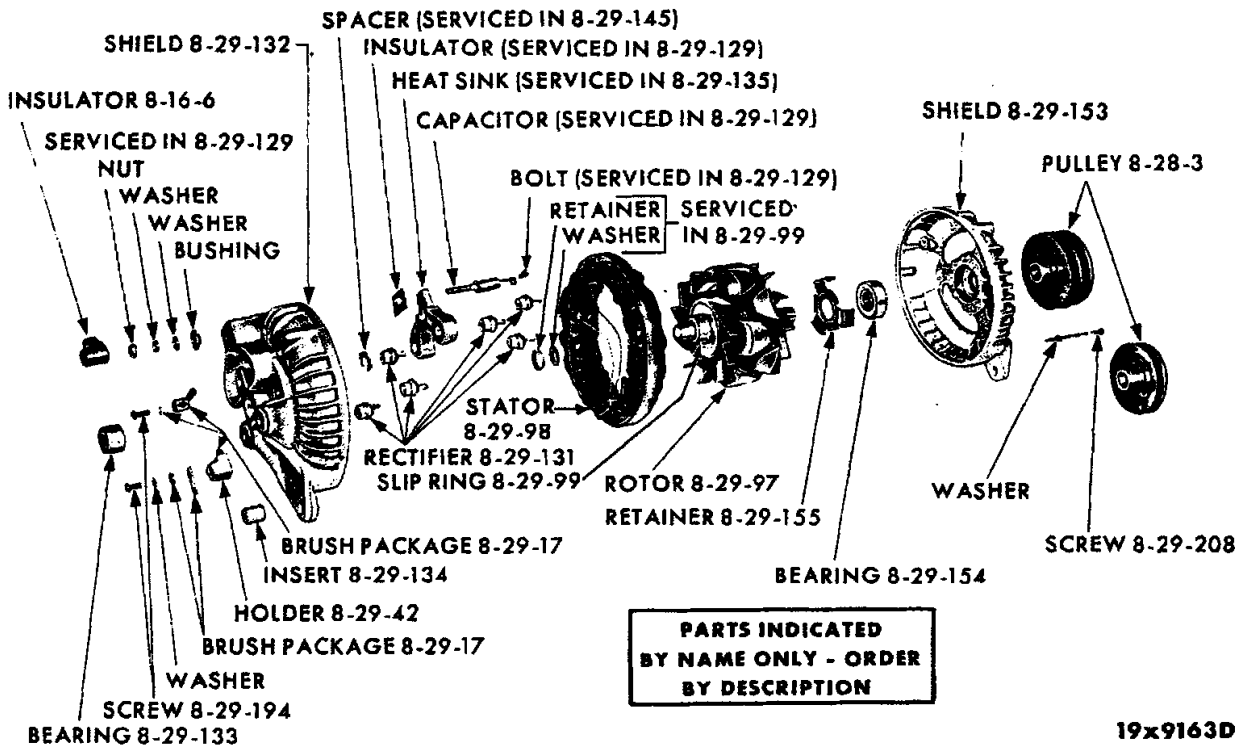
PARTS INDICATED BY NAME ONLY - ORDER BY DESCRIPTION



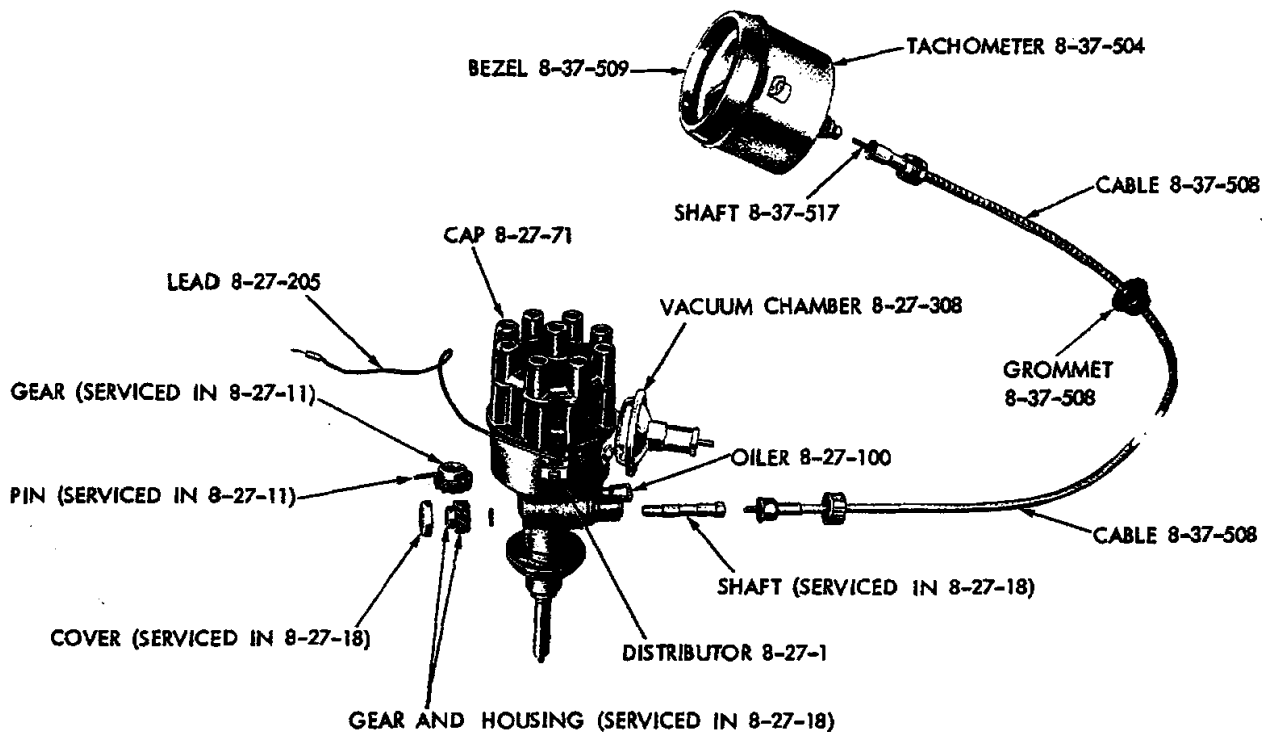
PARTS INDICATED
BY NAME ONLY - ORDER
BY DESCRIPTION

19x8726E

STARTER ASSEMBLY (1889200) - DODGE VAS AND CHRYSLER VC1-2, (MANUAL TRANSMISSION)

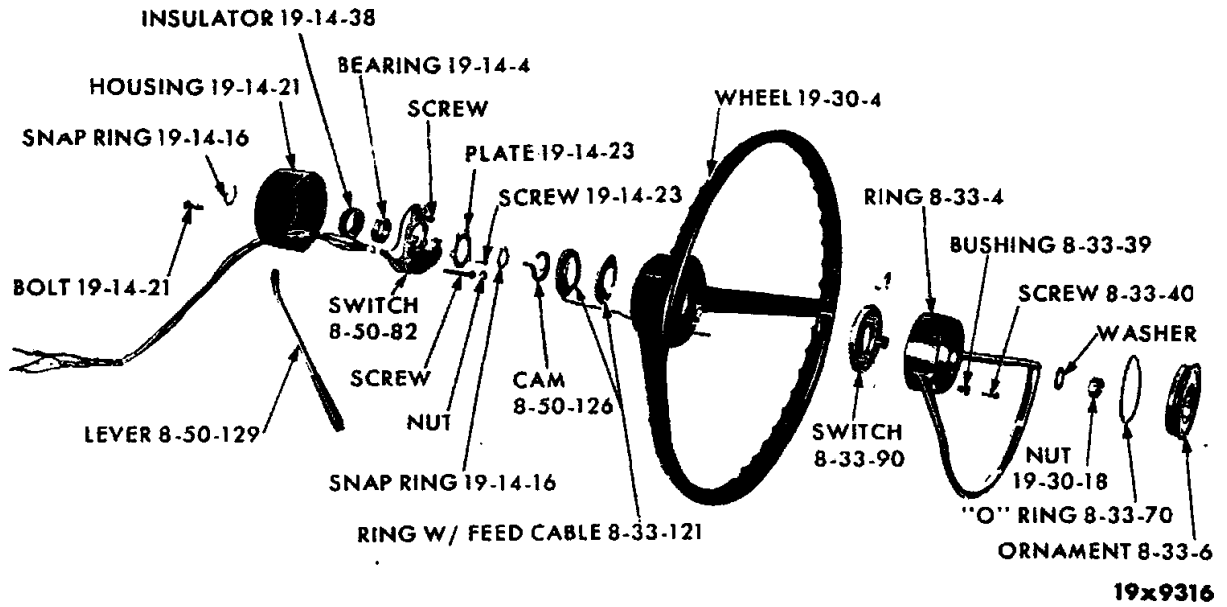


ALTERNATOR

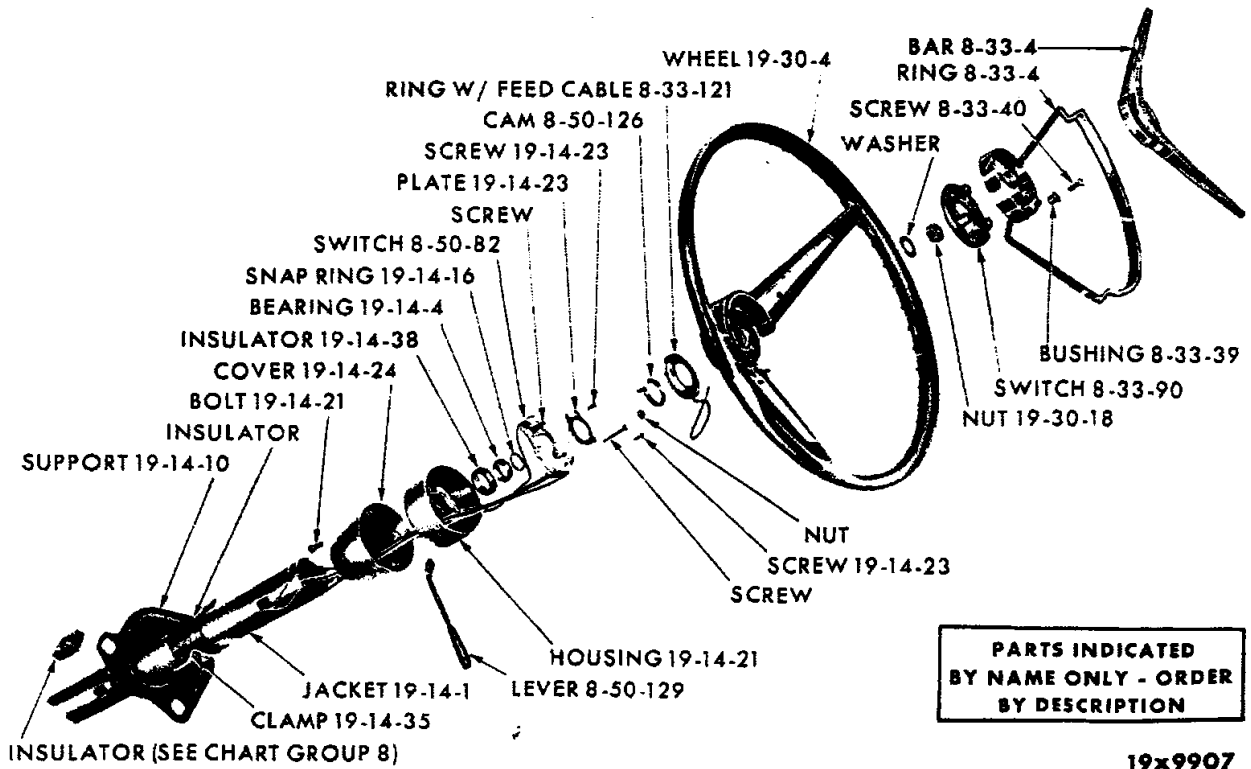


DISTRIBUTOR AND TACHOMETER MECHANISM

PARTS INDICATED
BY NAME ONLY - ORDER
BY DESCRIPTION

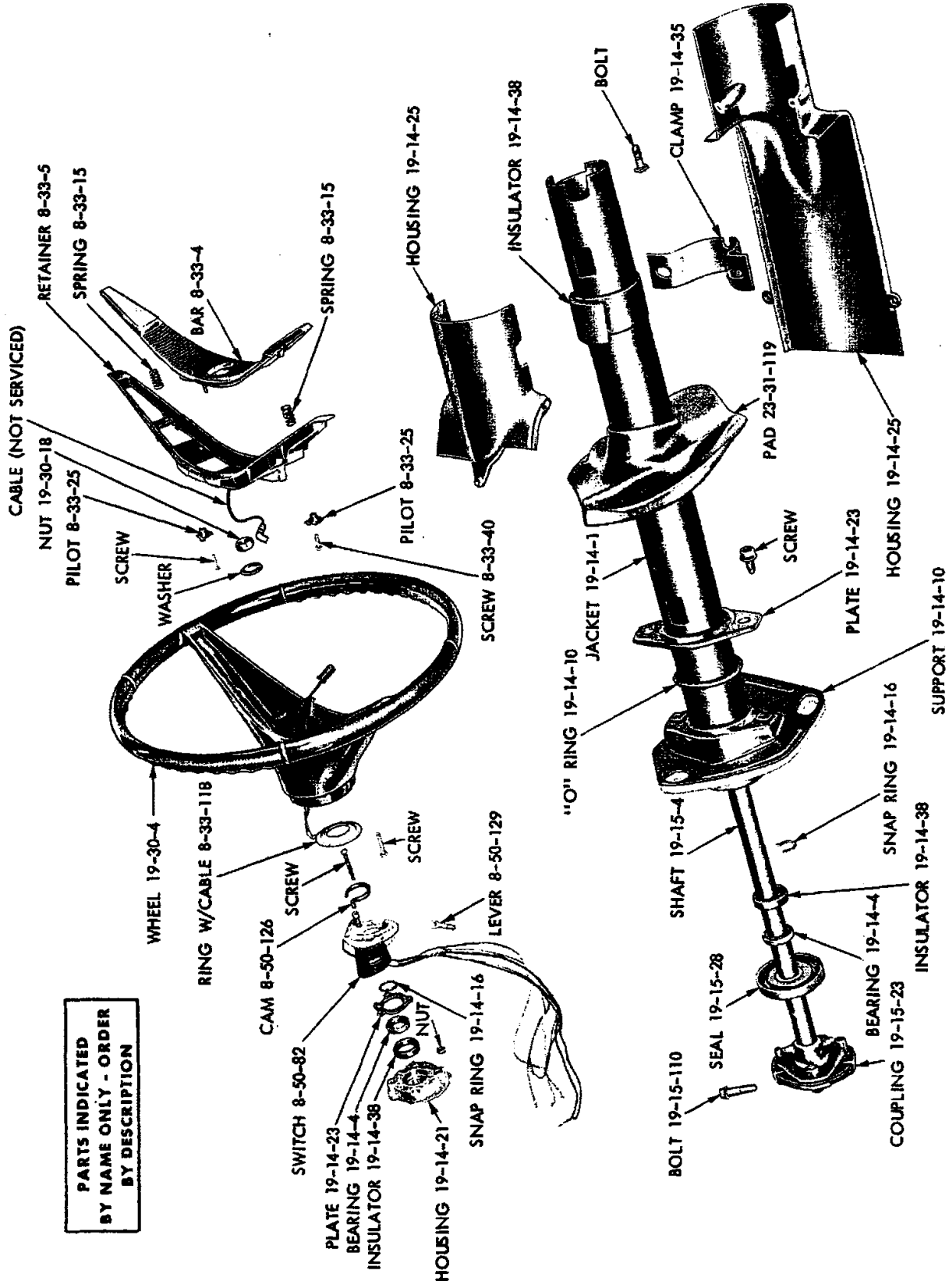


HORN AND TURN SIGNAL CONTROLS - VALIANT VV1-2



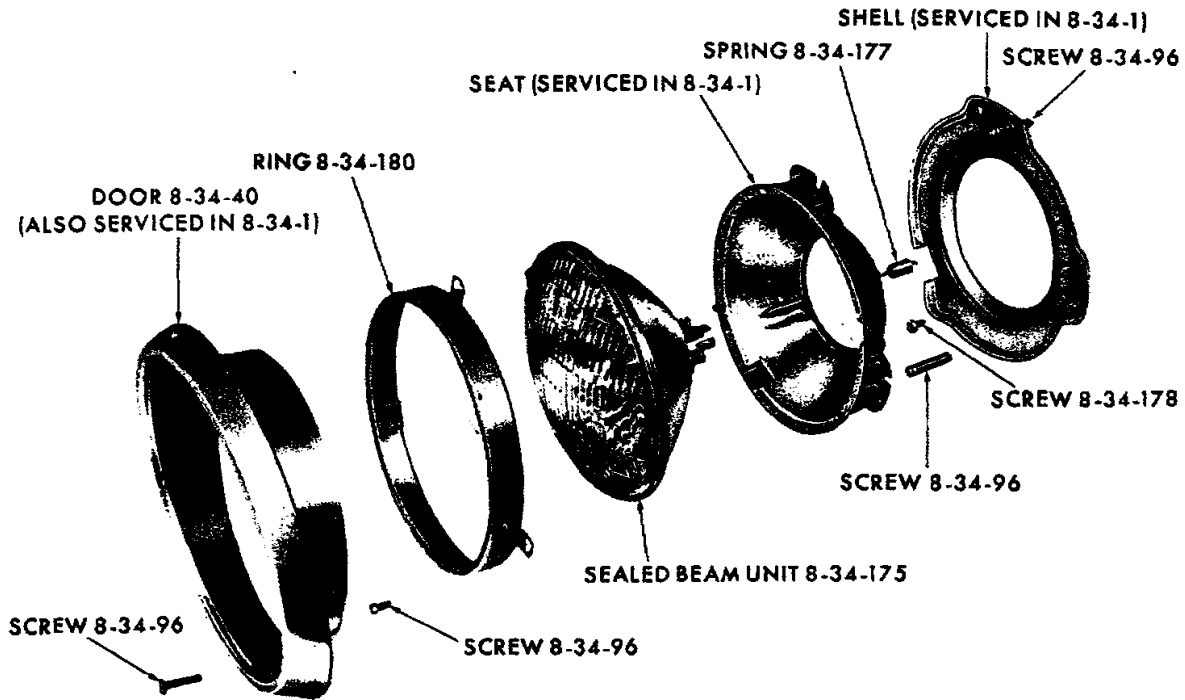
HORN AND TURN SIGNAL CONTROLS - PLYMOUTH VP1-2

19x9977 A



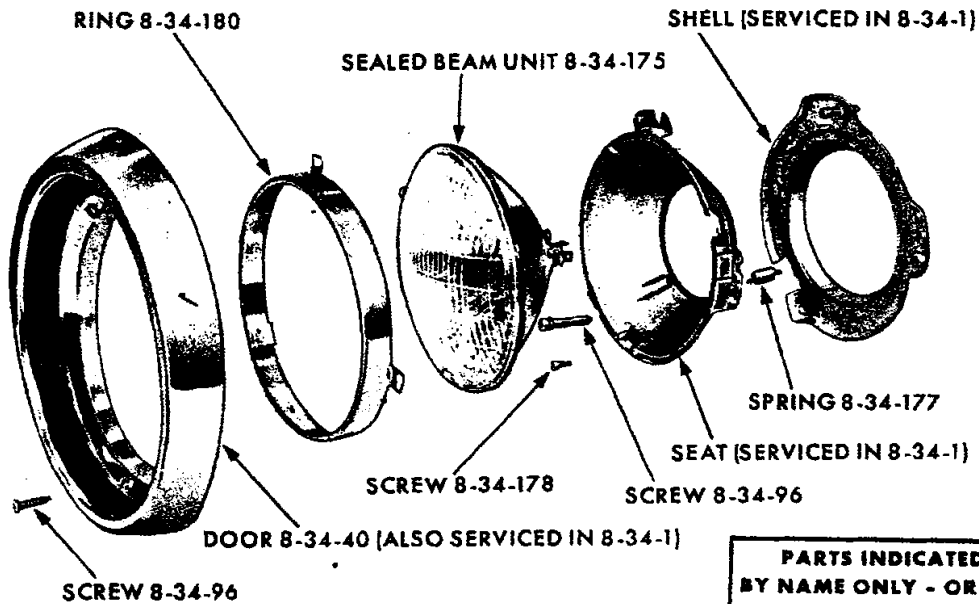
**PARTS INDICATED
BY NAME ONLY - ORDER
BY DESCRIPTION**

HORN AND DIRECTIONAL SIGNAL CONTROLS - IMPERIAL VYI



19x9444B

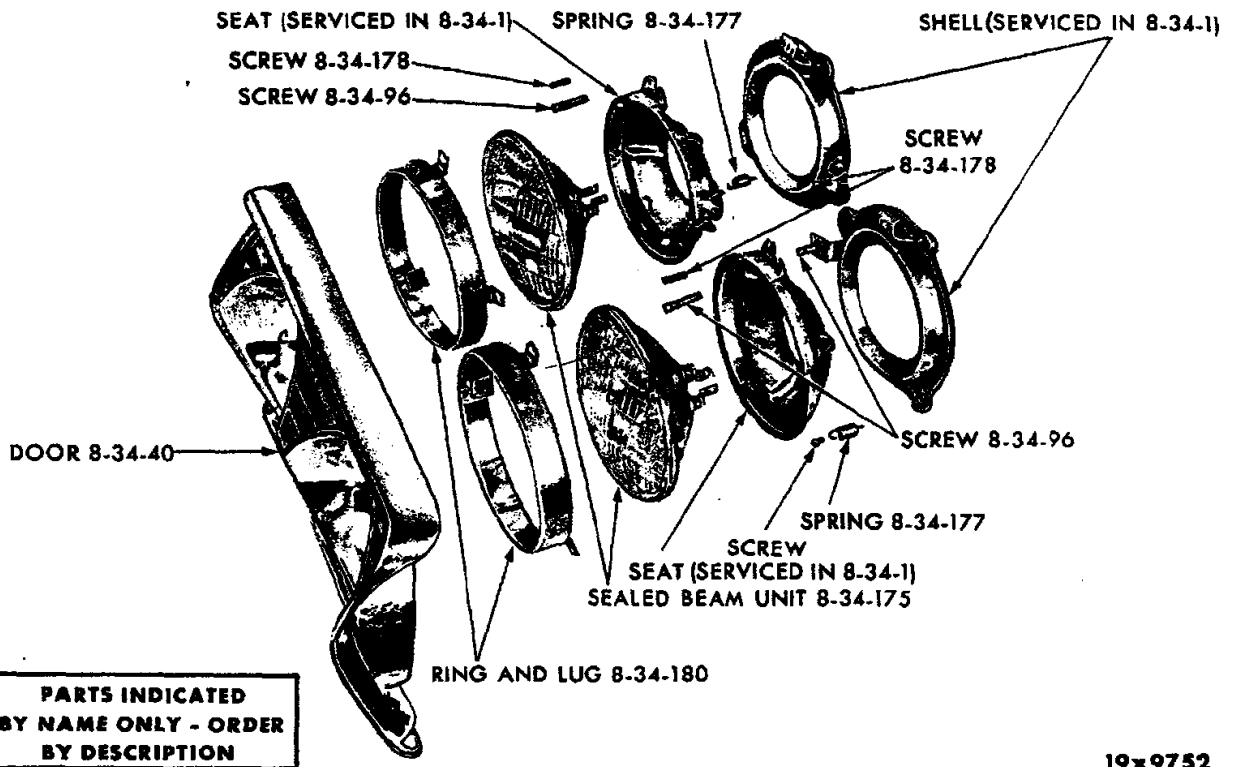
HEADLAMP - VALIANT VV1-2



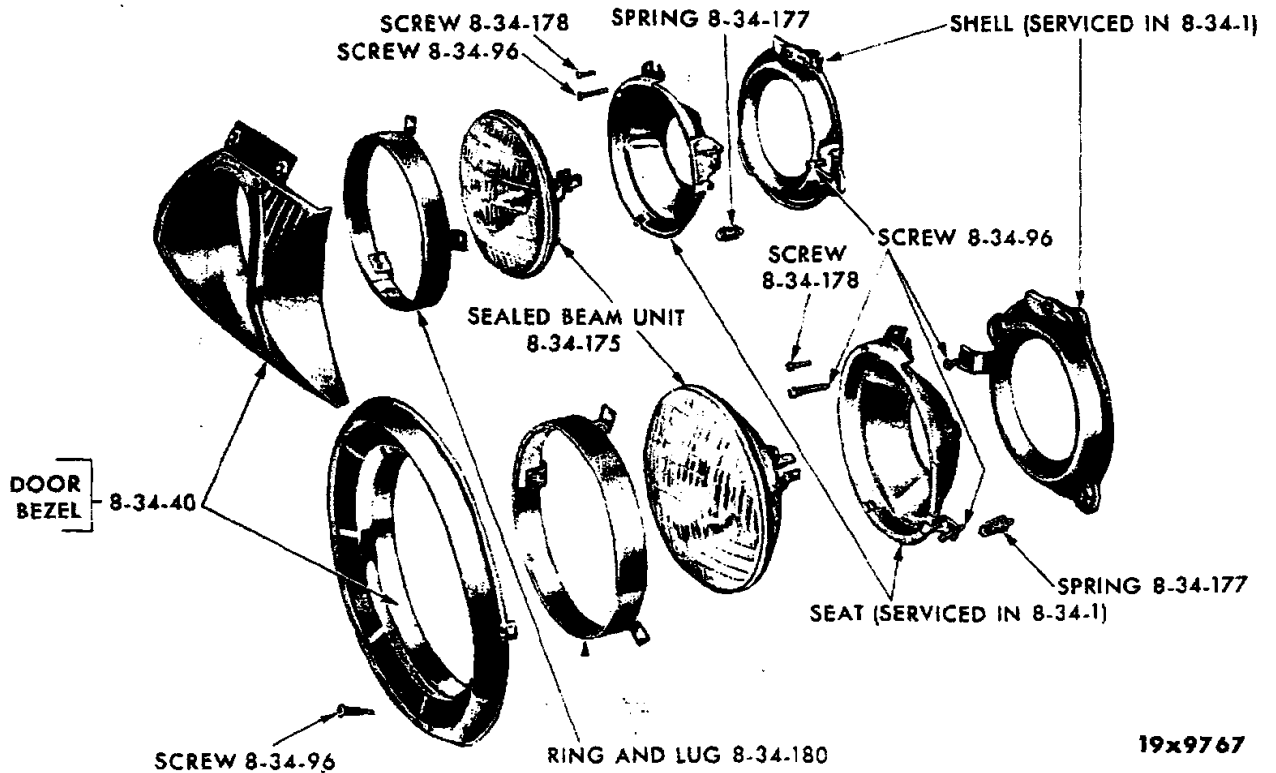
**PARTS INDICATED
BY NAME ONLY - ORDER
BY DESCRIPTION**

19x9458B

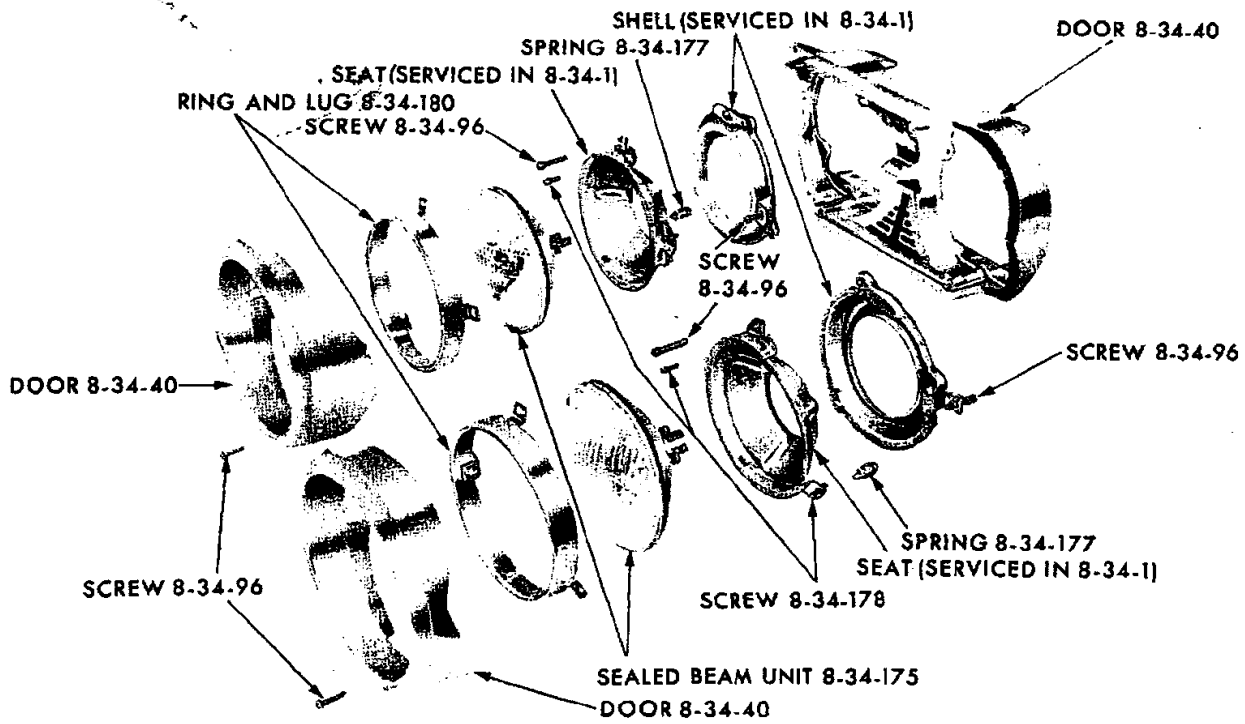
HEADLAMP - DART VL1-2



HEADLAMP - PLYMOUTH VP1-2

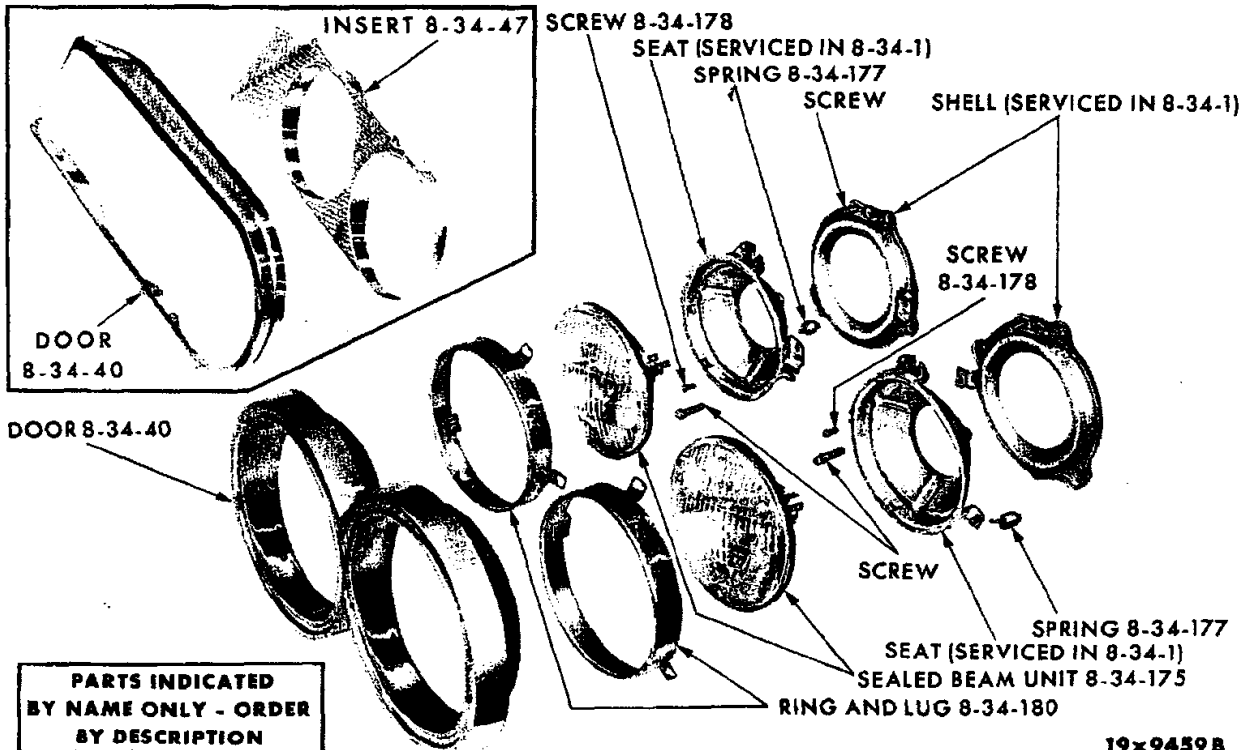


HEADLAMP - DODGE VD1-2



19x9758

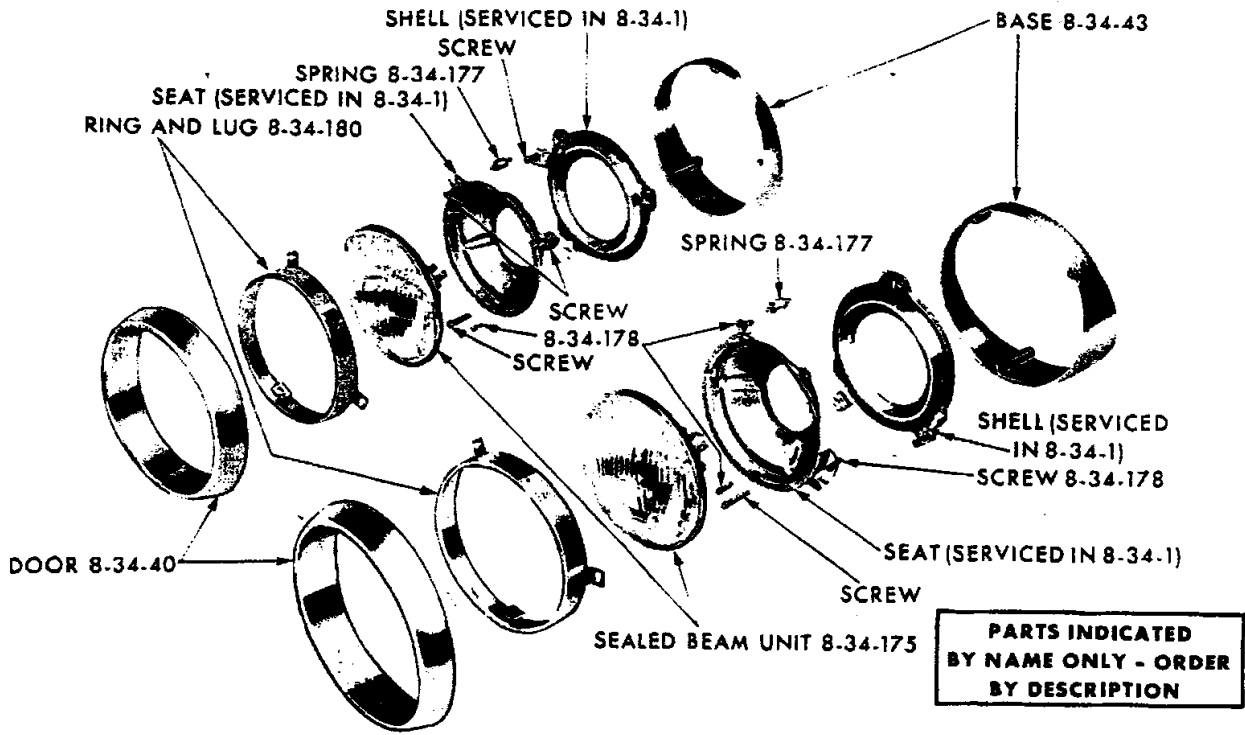
HEADLAMP - DODGE VA3



PARTS INDICATED BY NAME ONLY - ORDER BY DESCRIPTION

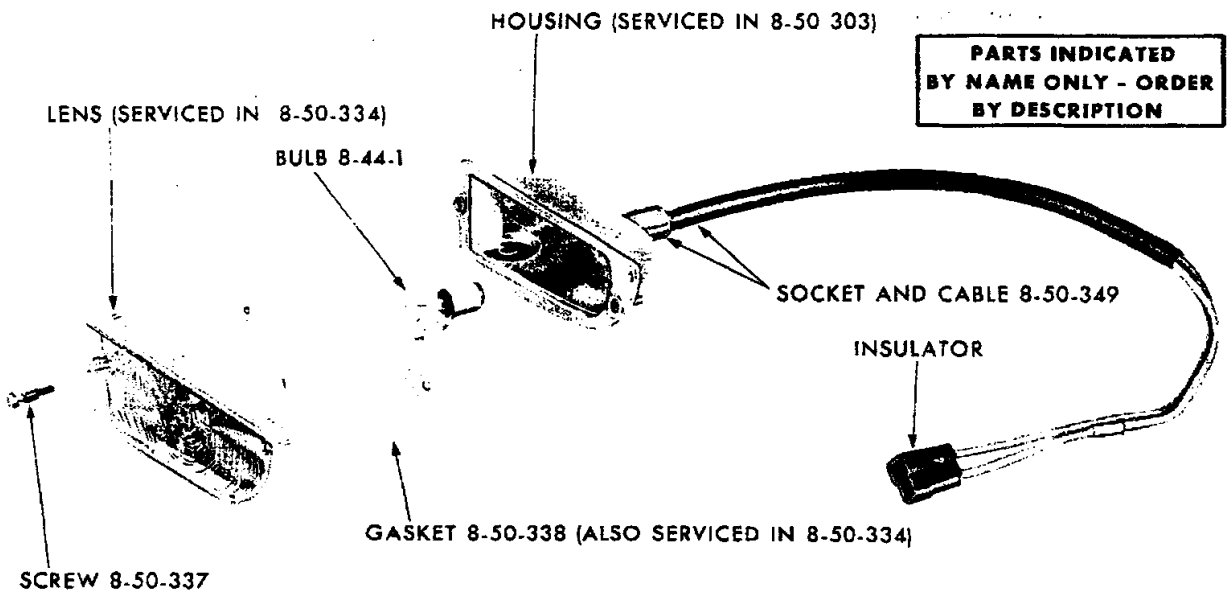
19x94598

HEADLAMP - CHRYSLER VC1-2-3



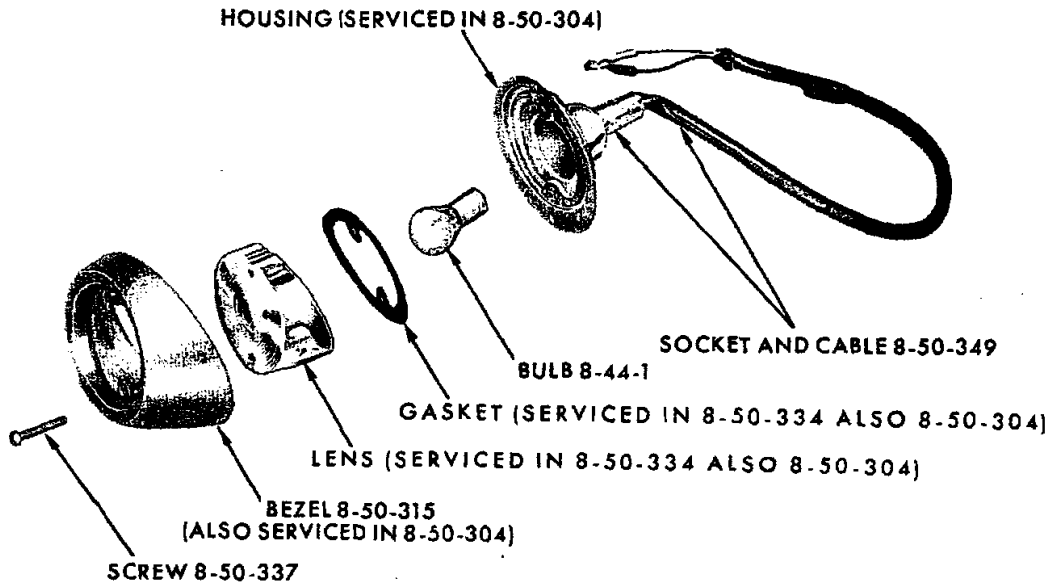
19x9769

HEADLAMP - IMPERIAL VY1



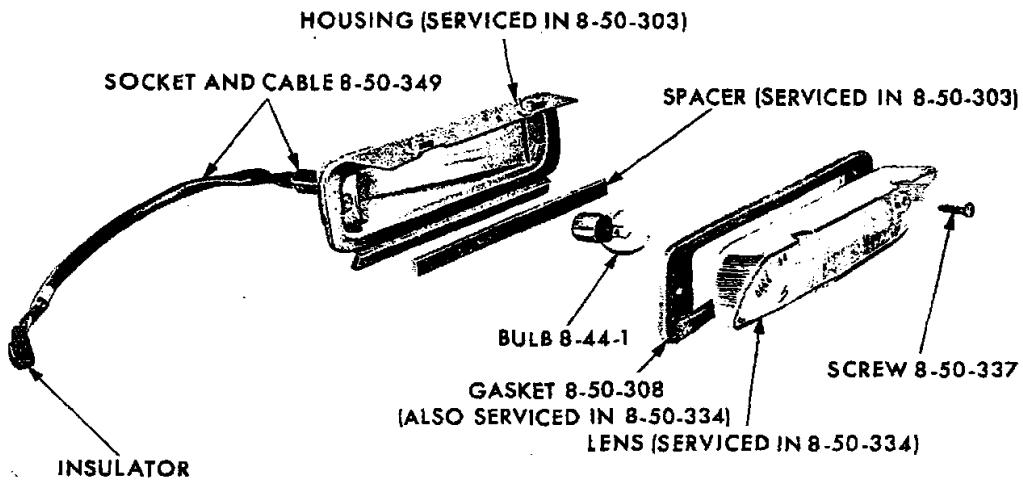
19x9753

PARKING LAMP - VALIANT VV1-2



19x8943D

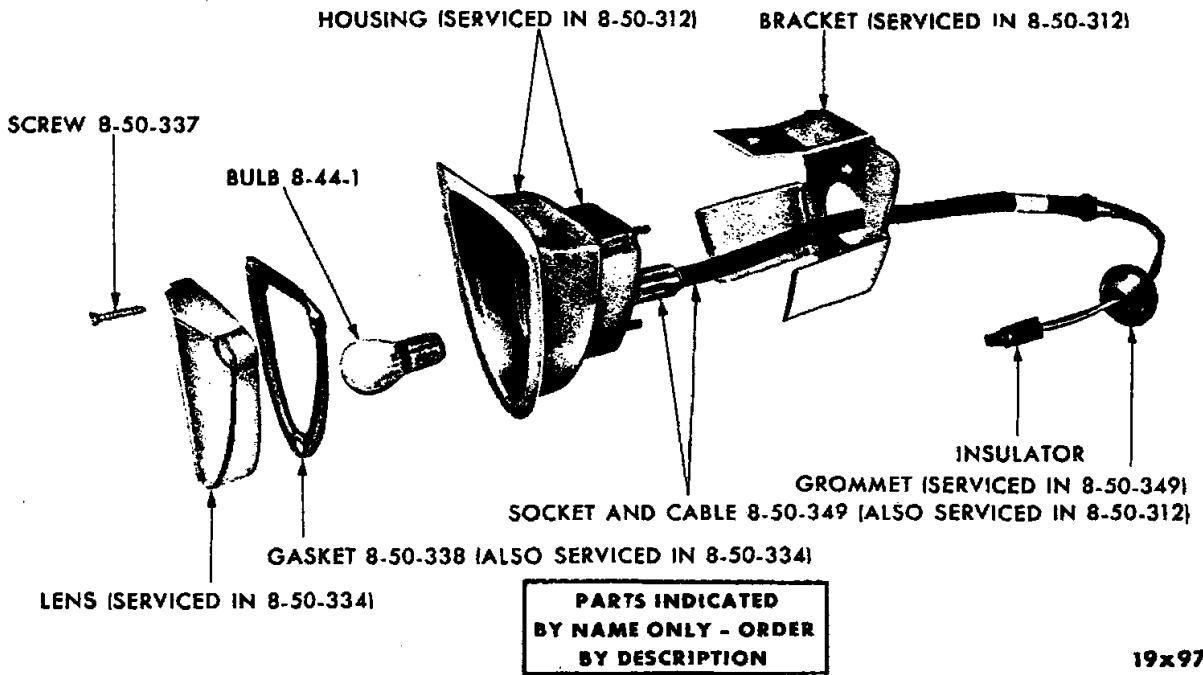
PARKING LAMP - DART VL1-2



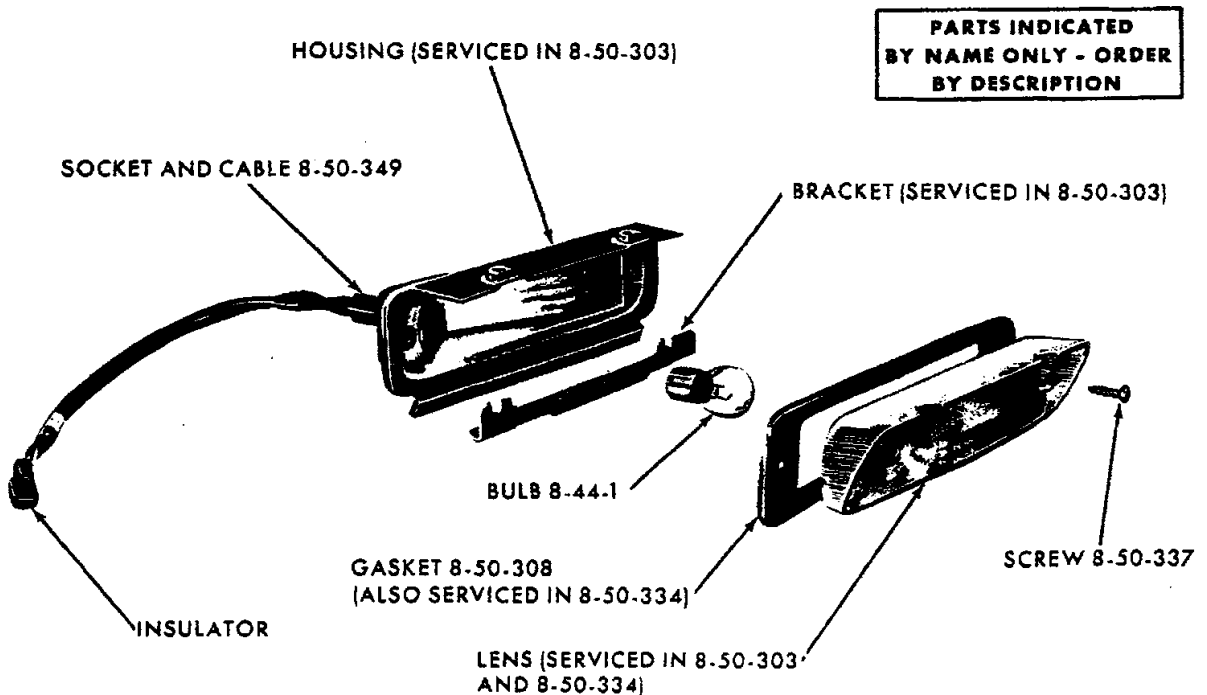
19x9461A

PARKING LAMP - PLYMOUTH VP1-2 AND DODGE VA3

2448659



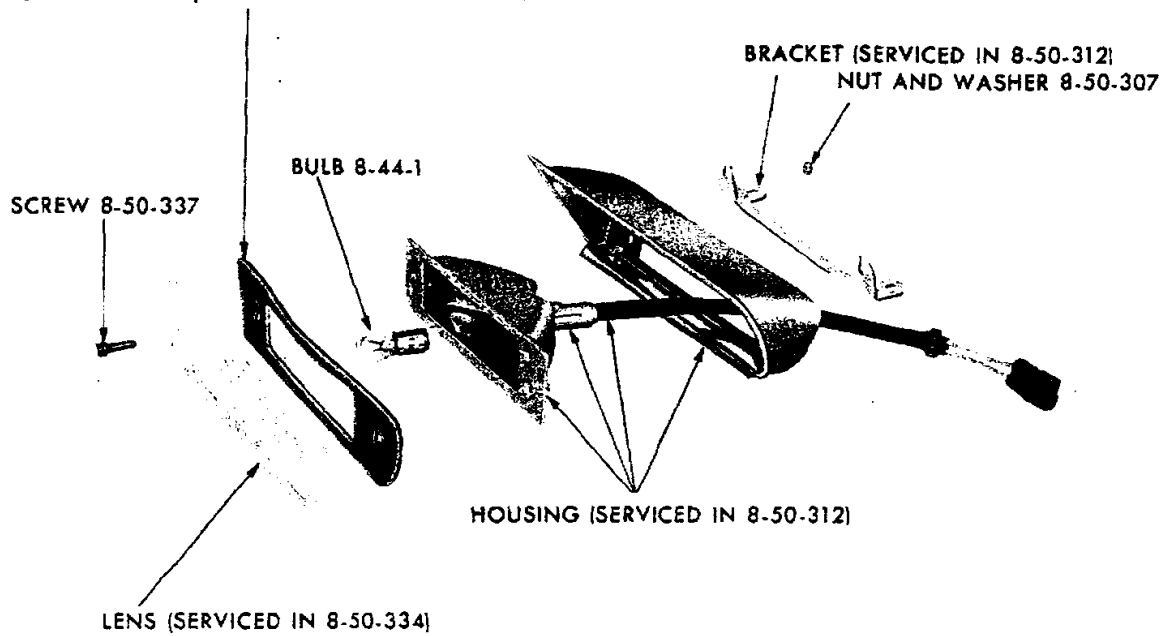
PARKING LAMP - DODGE VD1-2



19x9828

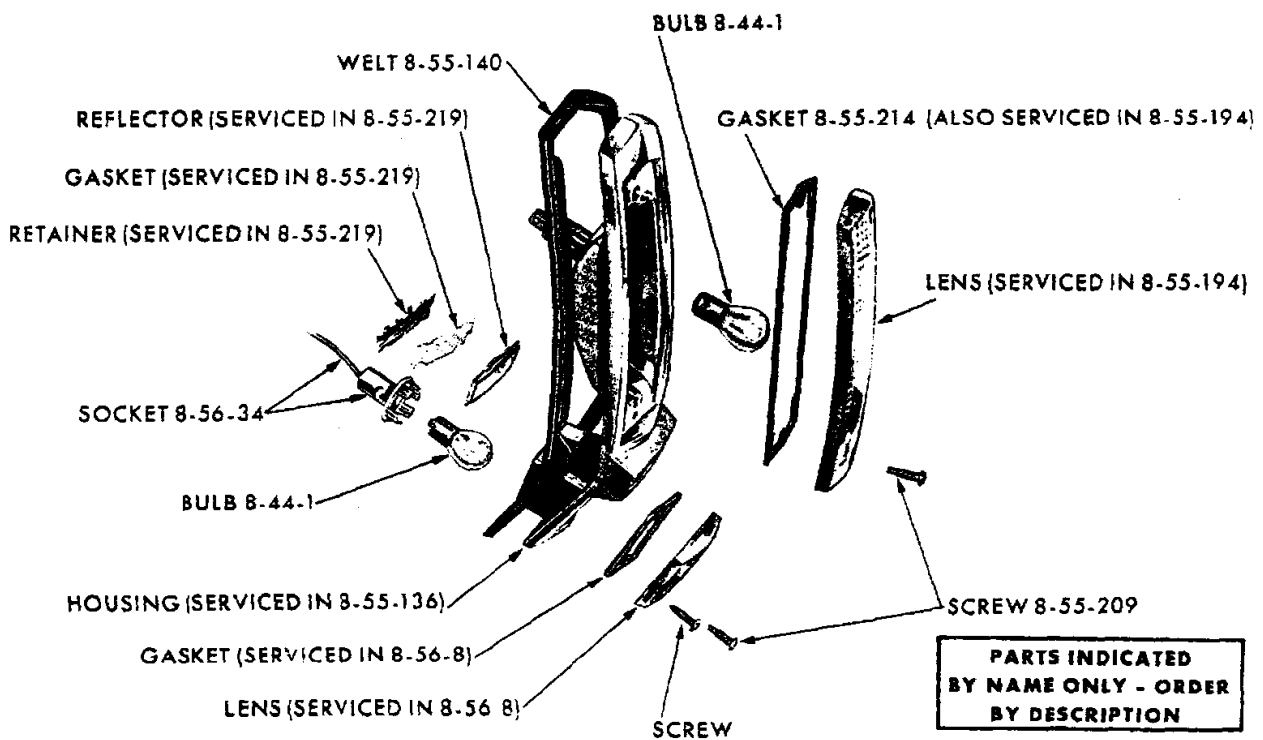
PARKING LAMP - CHRYSLER VC1-2-3

GASKET 8-50-308 (ALSO SERVICED IN 8-50-334)



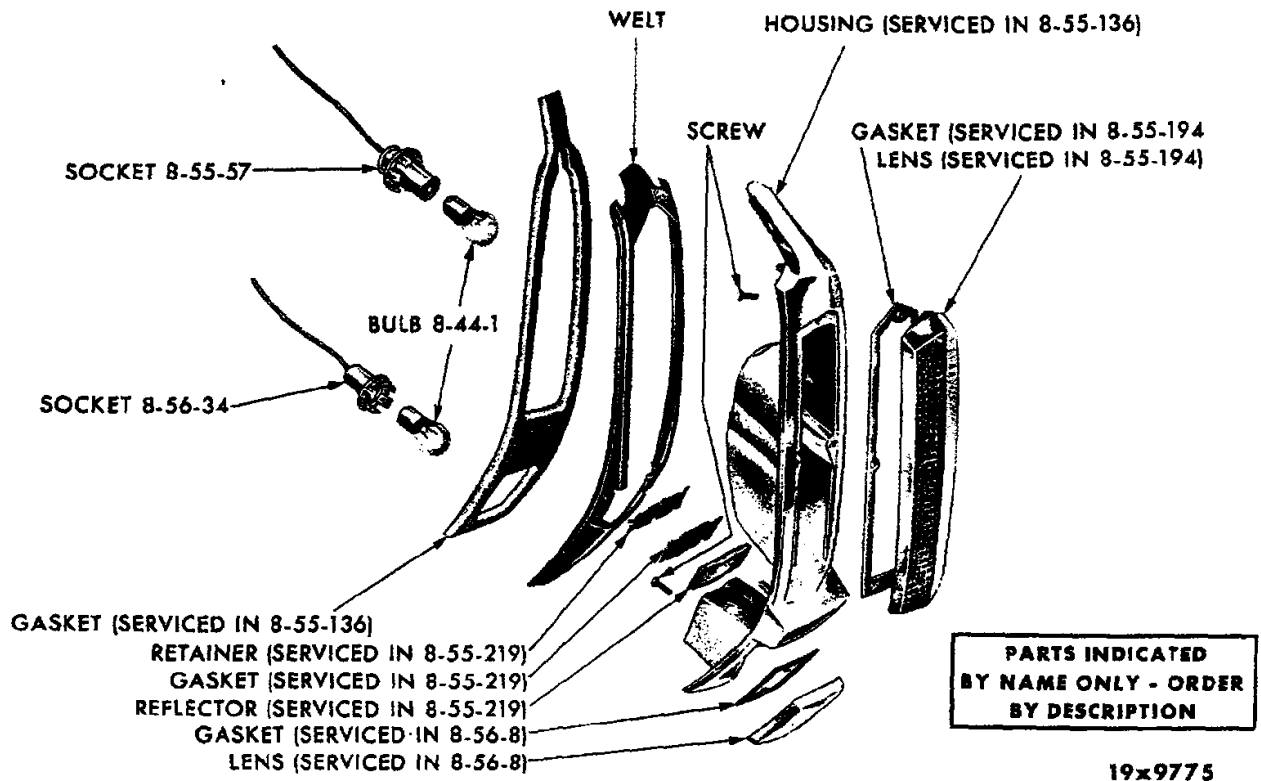
19x9755A

PARKING LAMP - IMPERIAL VY1

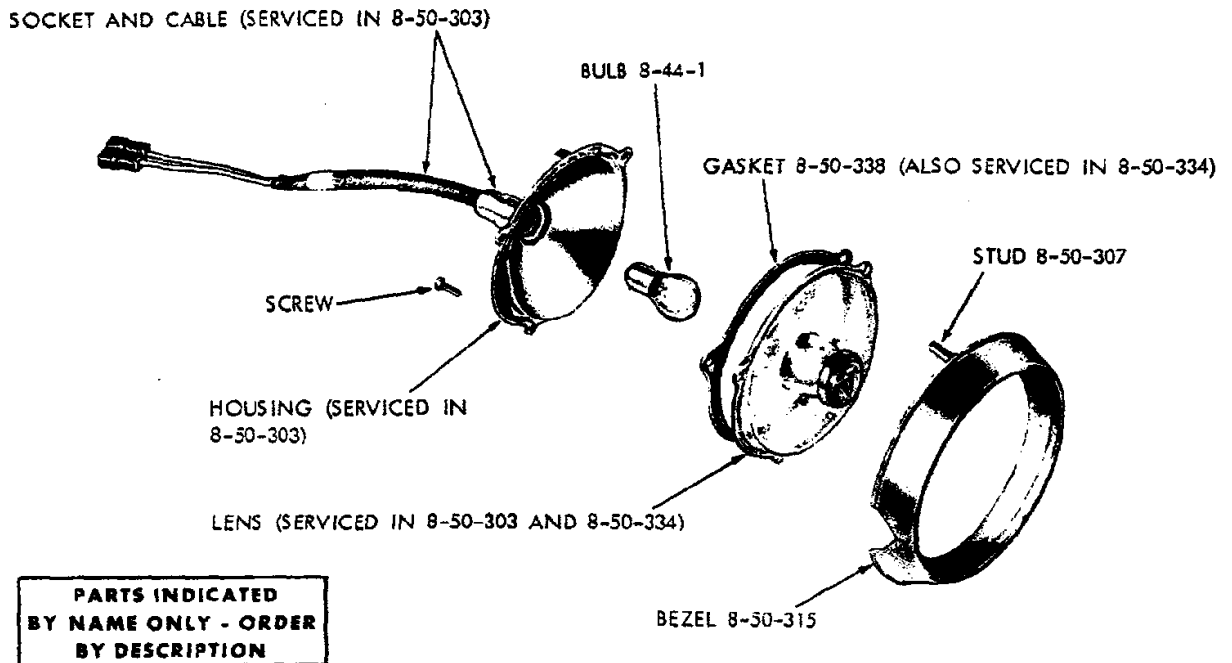


19x9846

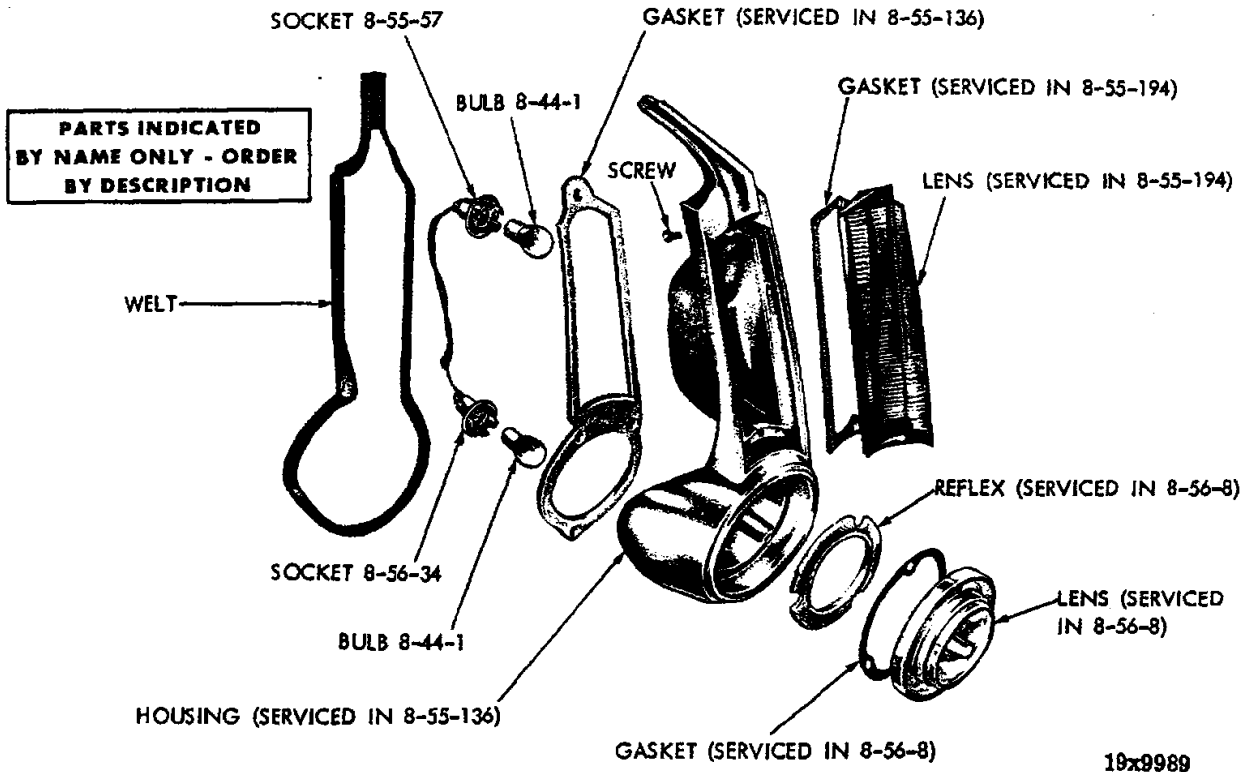
TAIL, STOP AND BACK-UP LAMP - VALIANT VVI-2 (STATION WAGON)



TAIL, STOP AND BACK-UP LAMP - VALIANT VV1-2 (EXCEPT STATION WAGON)

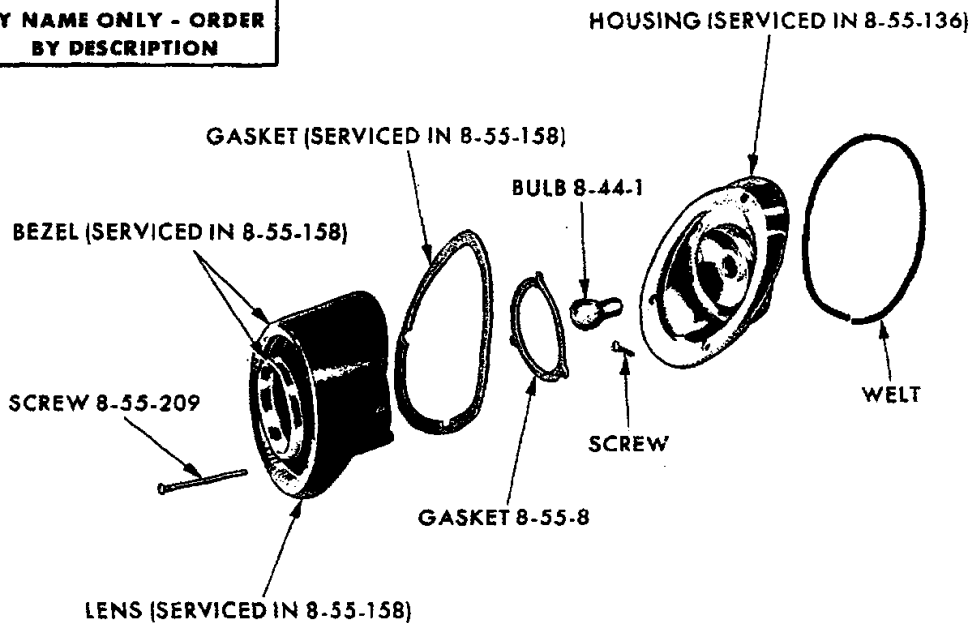


PARKING AND TURN SIGNAL LAMP - VALIANT BARRACUDA VV1-2



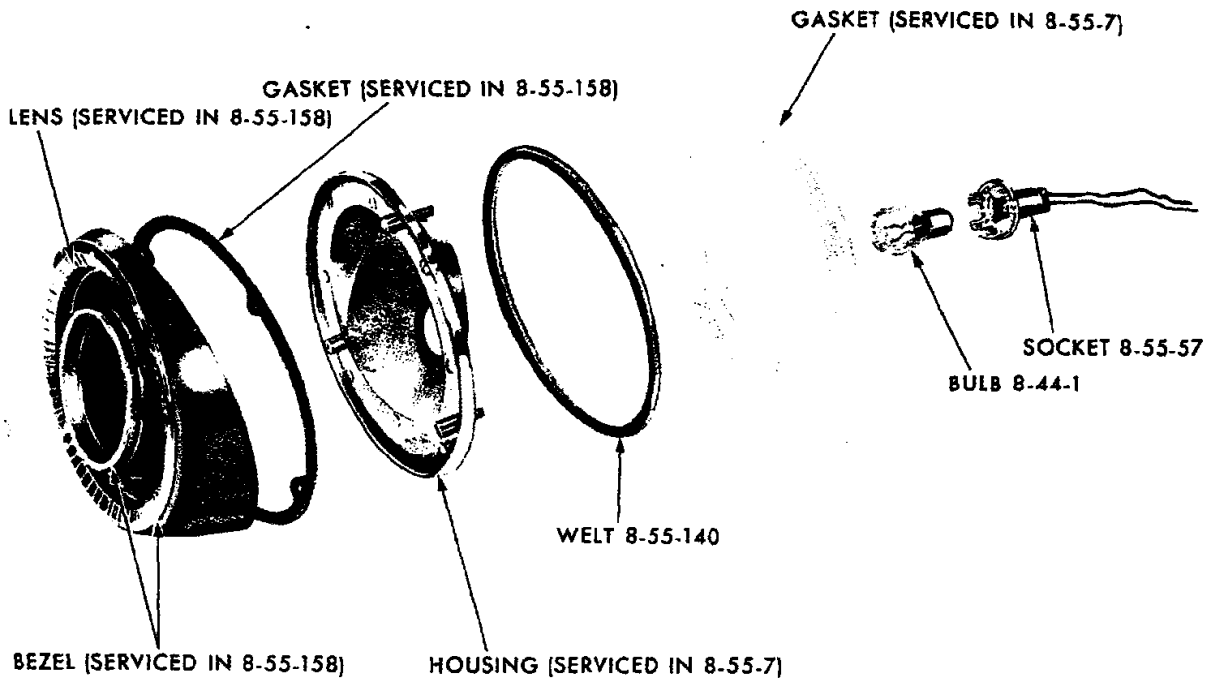
TAIL, STOP, TURN SIGNAL AND BACK-UP LAMP - VALIANT BARRACUDA VV1-2(P)

PARTS INDICATED BY NAME ONLY - ORDER BY DESCRIPTION



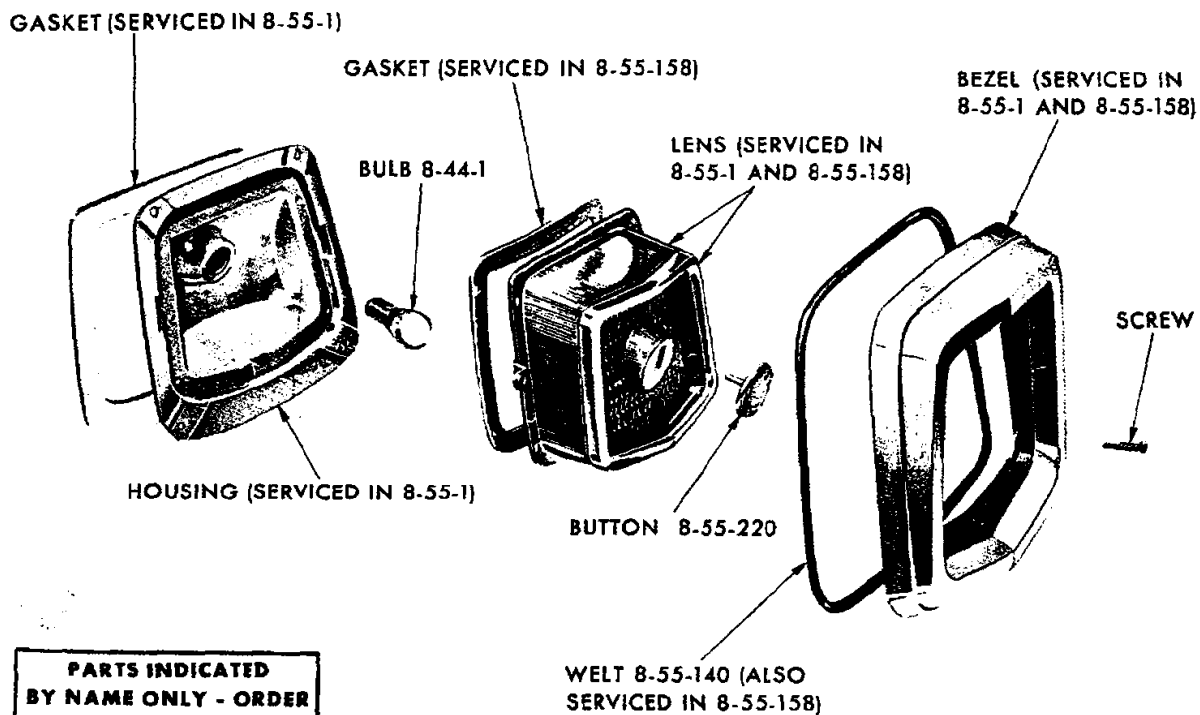
19x9825

TAIL AND STOP LAMP - DART VL1-2 (STATION WAGON)



19x9754

TAIL AND STOP LAMP - DART VL1-2 (EXCEPT STATION WAGON)

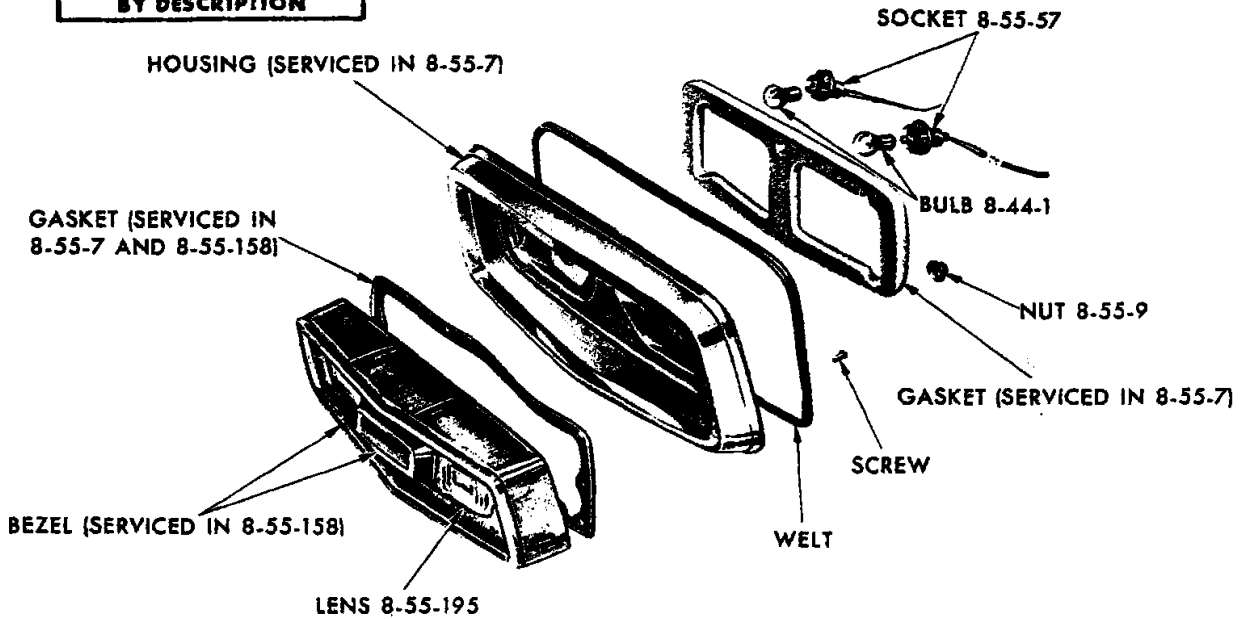


PARTS INDICATED BY NAME ONLY - ORDER BY DESCRIPTION

19x9806

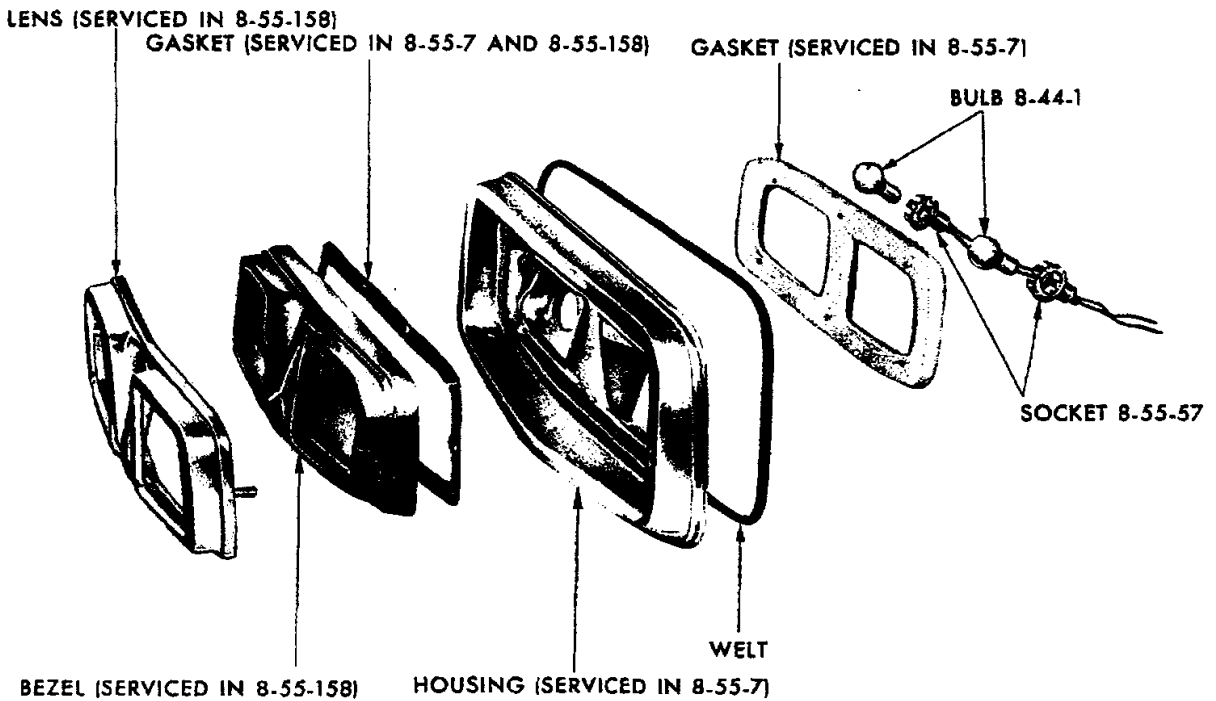
TAIL AND STOP LAMP - PLYMOUTH VP1-2 (STATION WAGON)

**PARTS INDICATED
BY NAME ONLY - ORDER
BY DESCRIPTION**



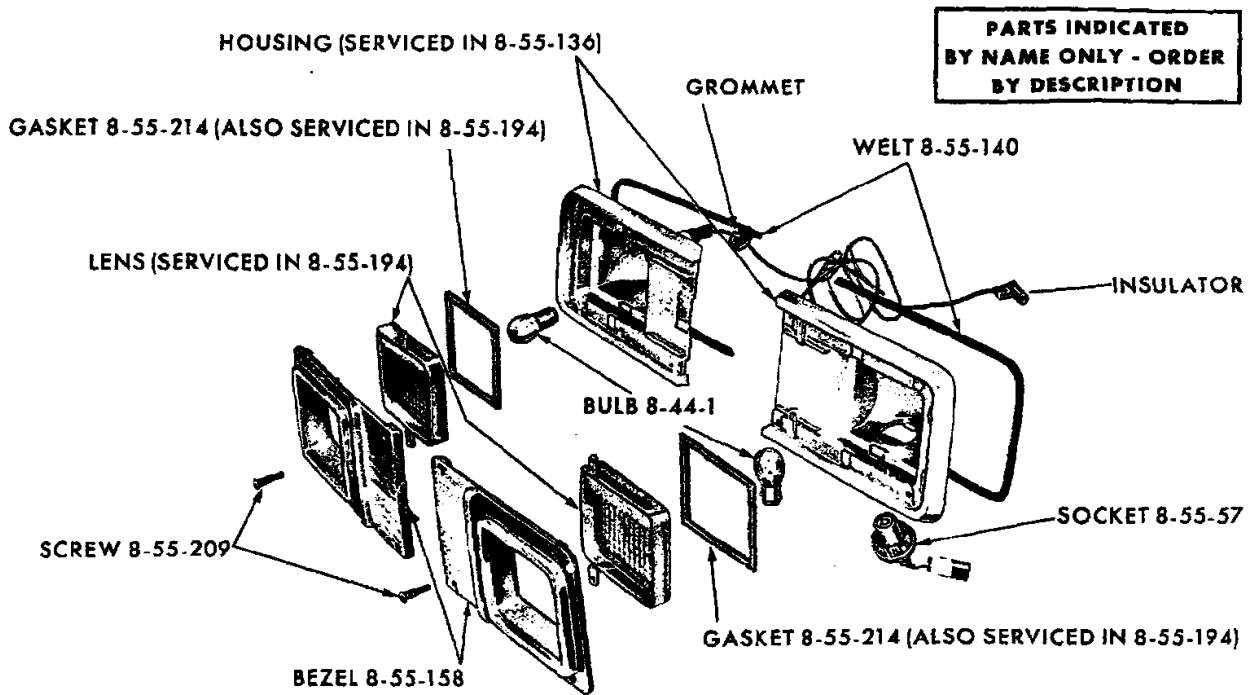
19x9809

TAIL AND STOP LAMP - PLYMOUTH VP1-2L, M (EXCEPT STATION WAGON)



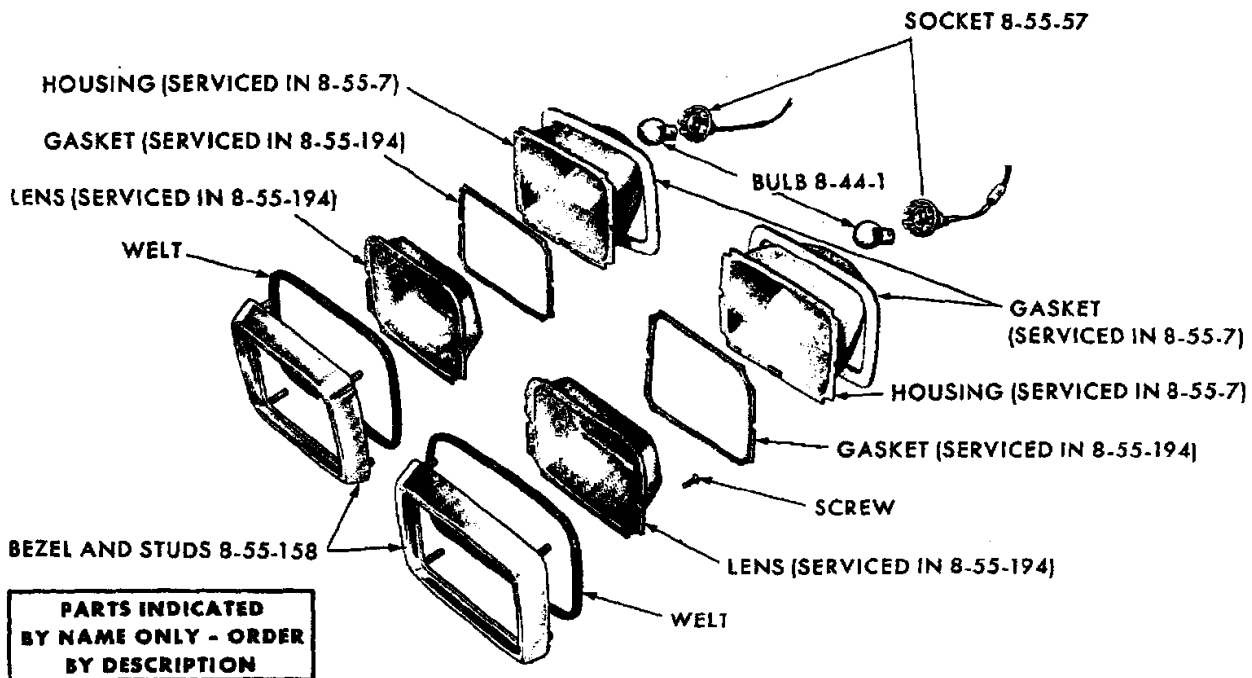
19x9783

TAIL AND STOP LAMP - PLYMOUTH VP2 (H, P)



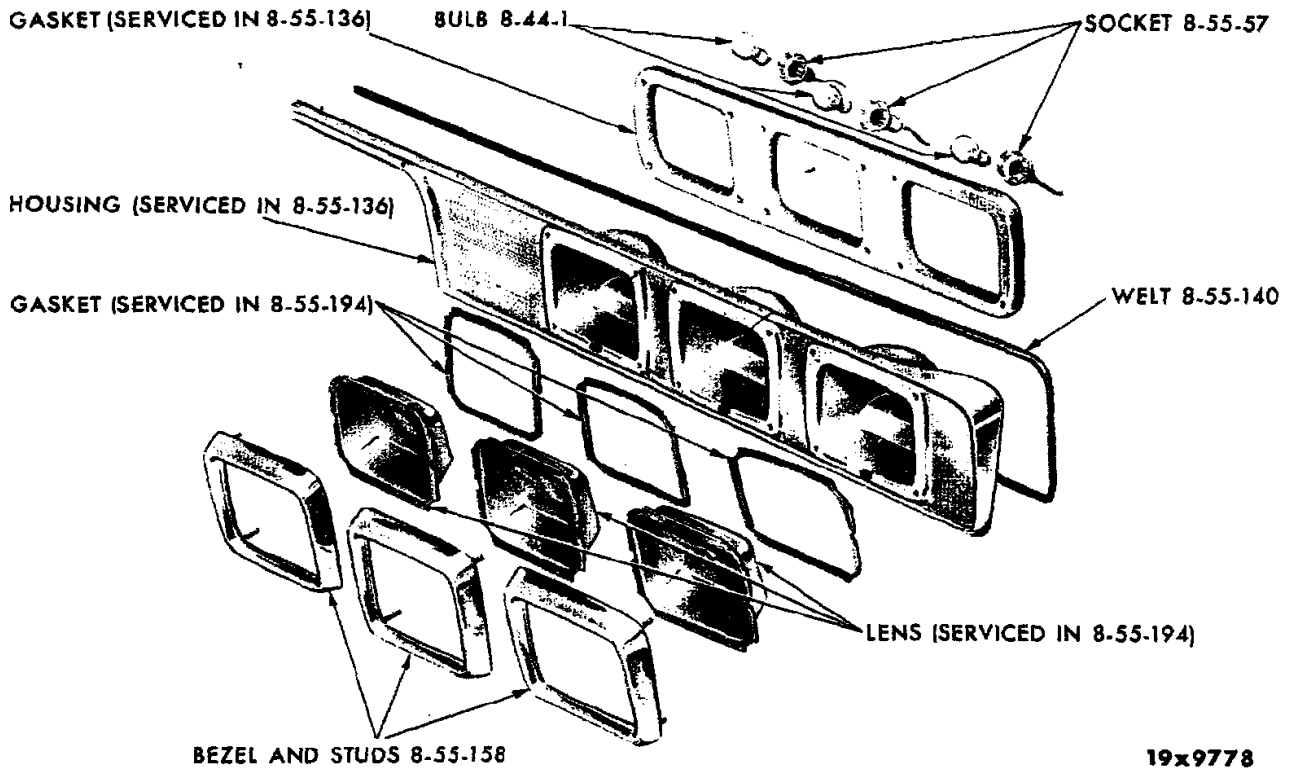
19x9854

TAIL AND STOP LAMP - DODGE VD1-2 (STATION WAGON)



19x9853

TAIL AND STOP LAMP - DODGE VD1-2L, M (EXCEPT STATION WAGON)

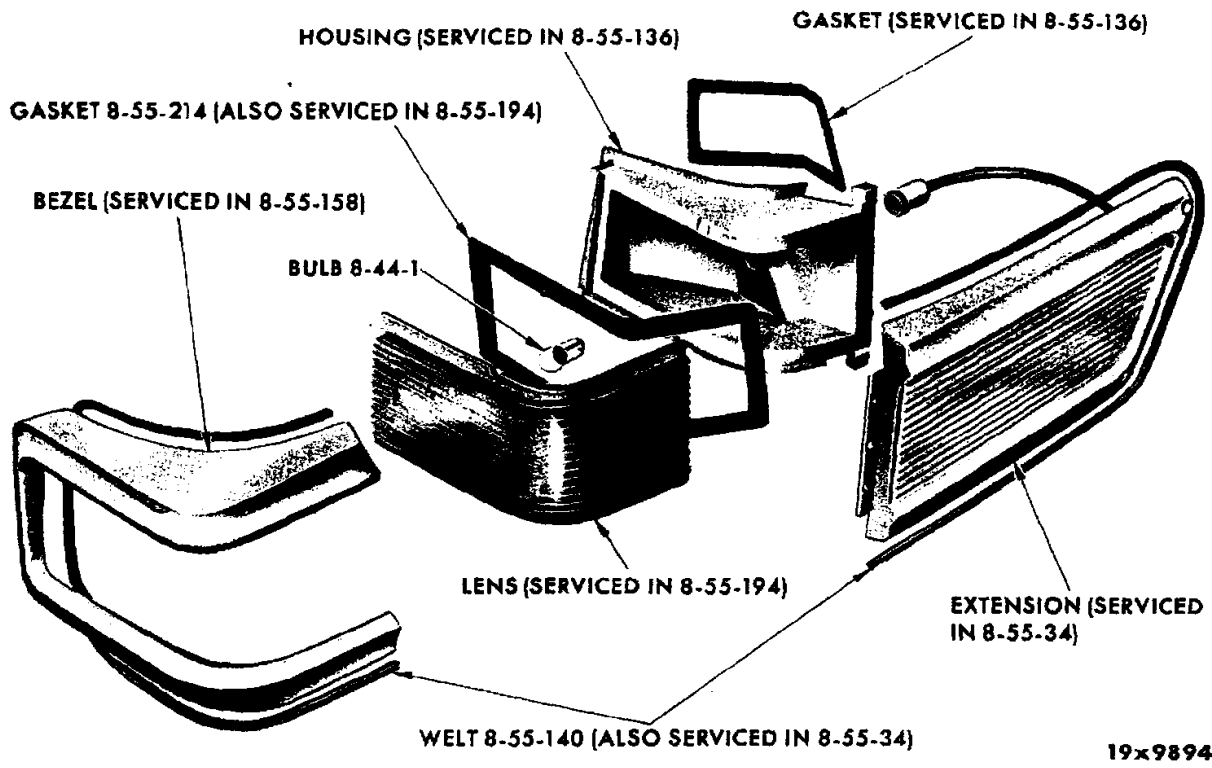


19x9778

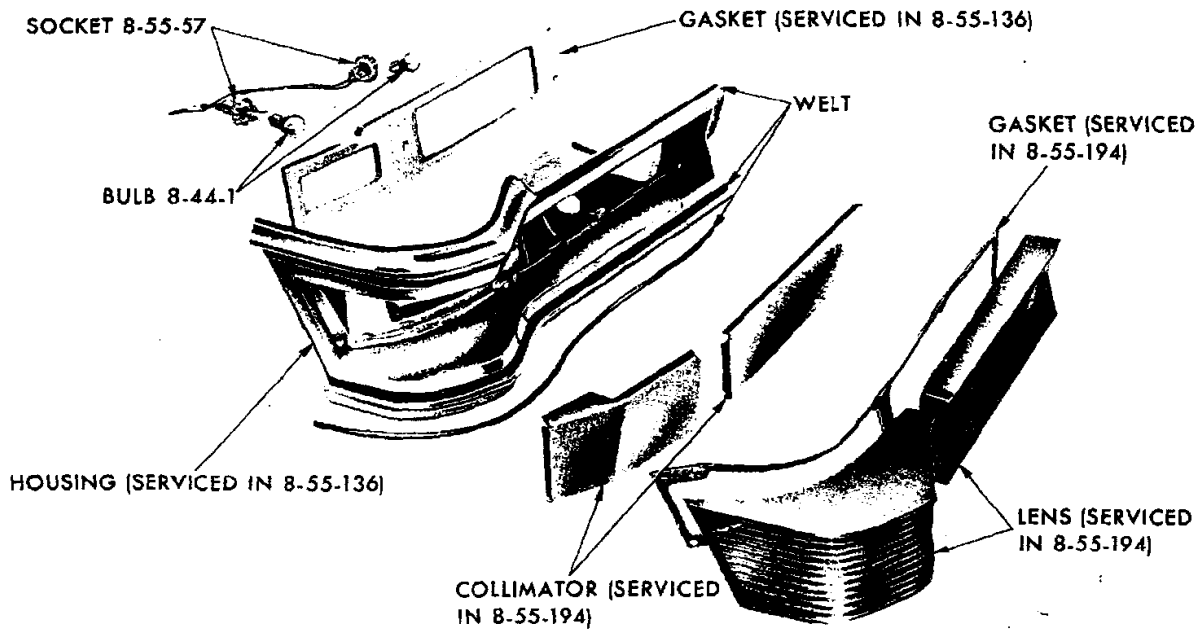
TAIL AND STOP LAMP - DODGE VD1-H, 2-H, P

NOTES

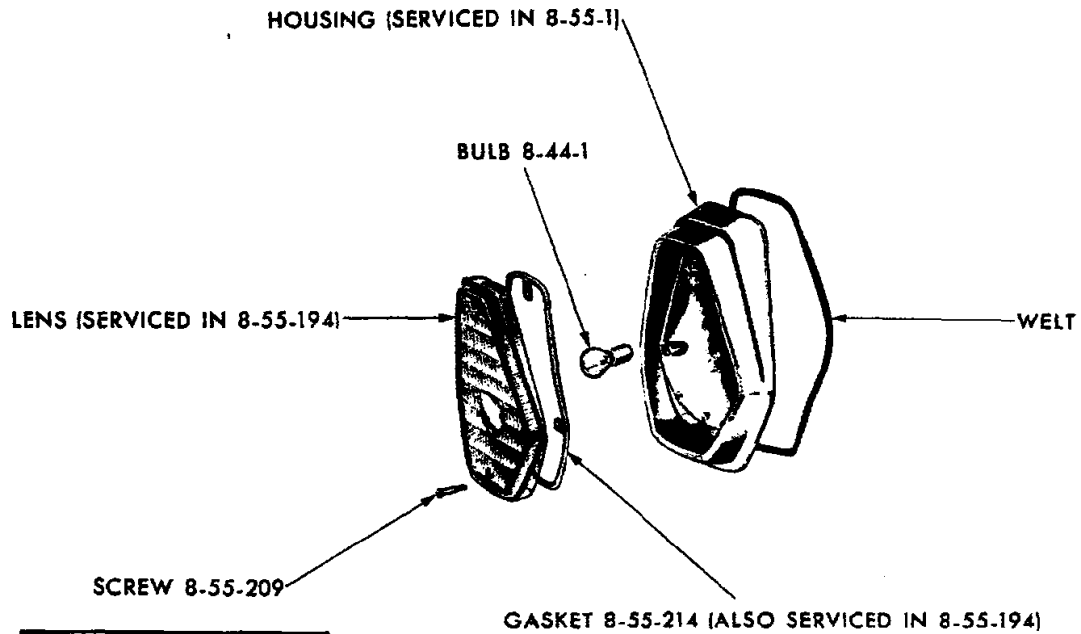
A series of horizontal lines provided for handwritten notes.



TAIL AND STOP LAMP - DODGE VA3 (STATION WAGON)



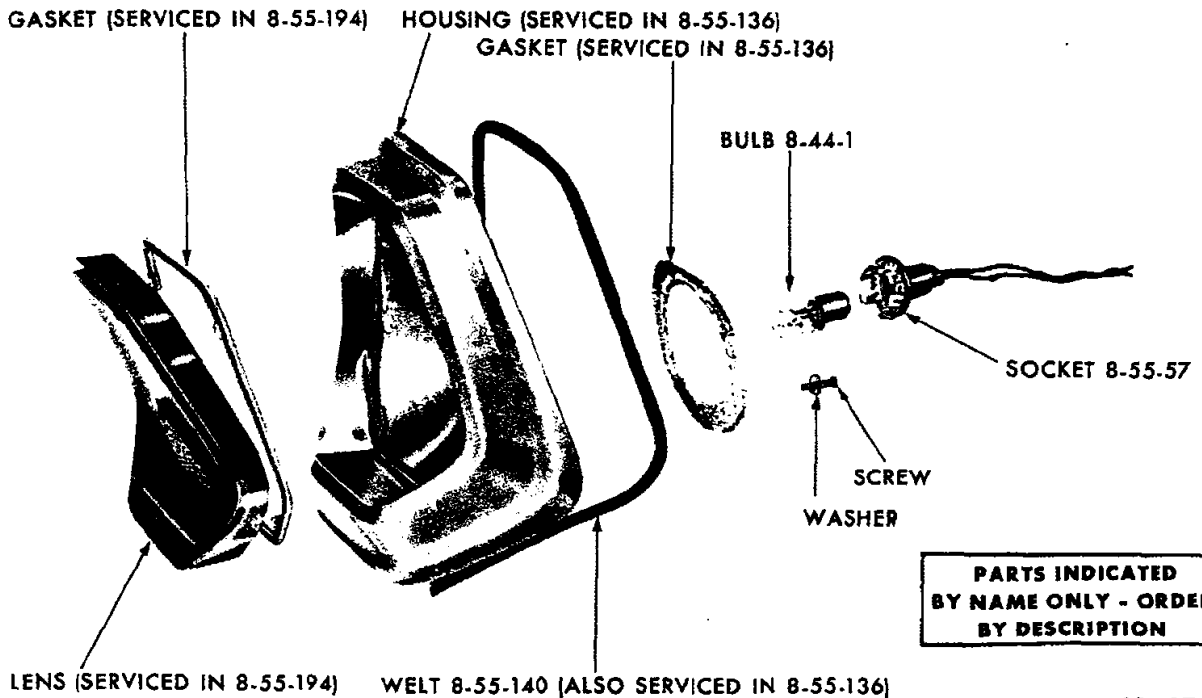
TAIL AND STOP LAMP - DODGE VA3 (EXCEPT STATION WAGON)



**PARTS INDICATED
BY NAME ONLY - ORDER
BY DESCRIPTION**

19x9770

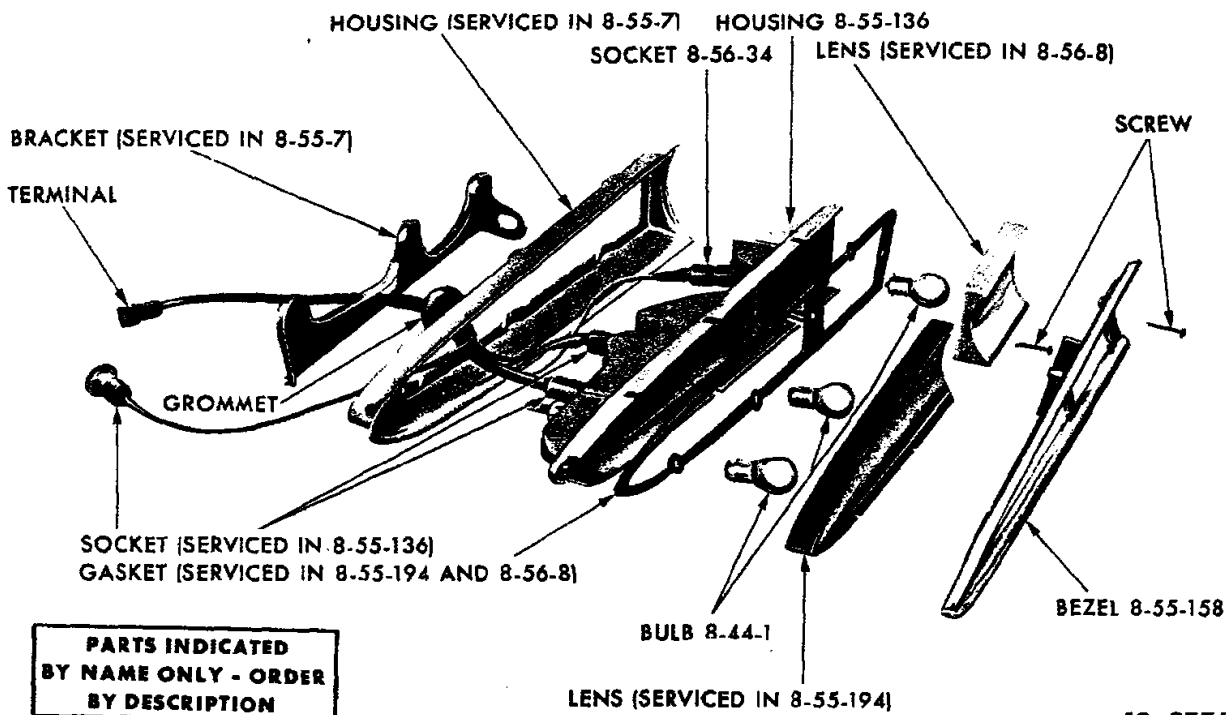
TAIL AND STOP LAMP - CHRYSLER VC1-3 (STATION WAGON)



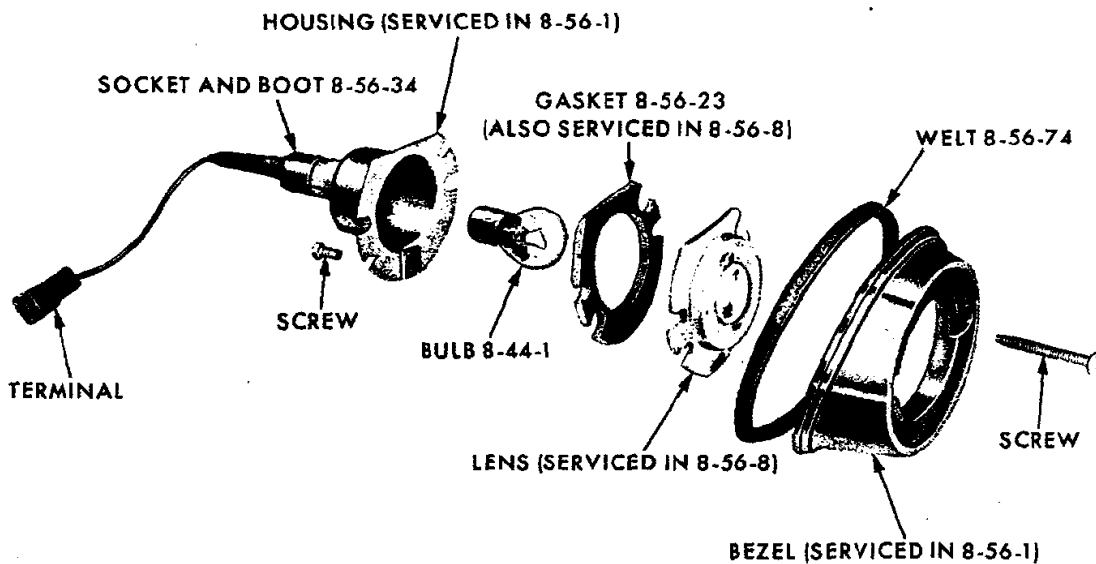
**PARTS INDICATED
BY NAME ONLY - ORDER
BY DESCRIPTION**

19x9768

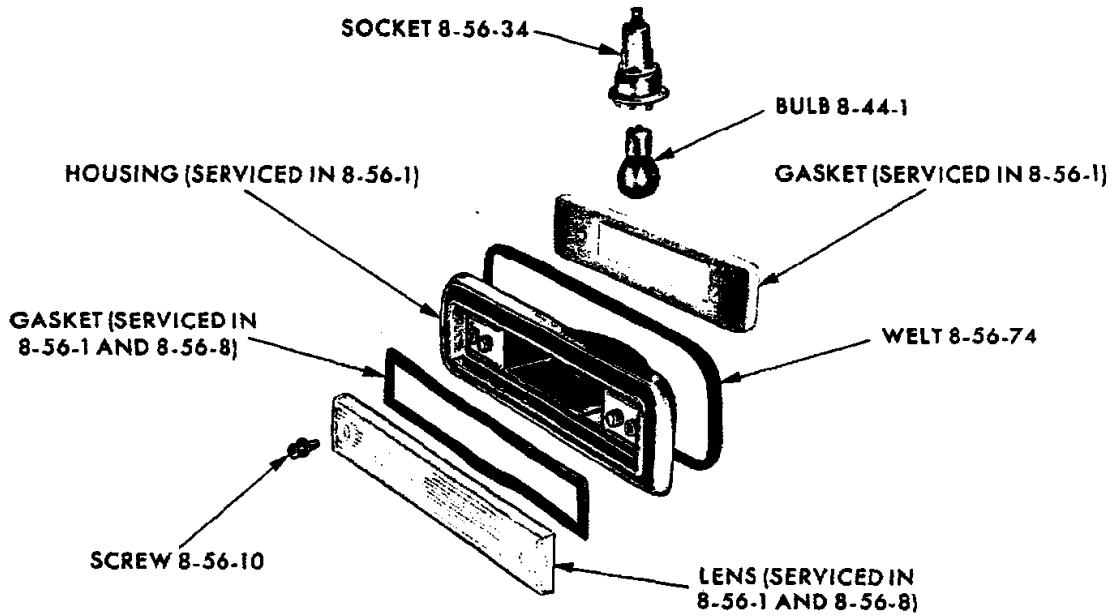
TAIL AND STOP LAMP - CHRYSLER VC1-2-3 (EXCEPT STATION WAGON)



TAIL, STOP AND BACK-UP LAMP - IMPERIAL VY1

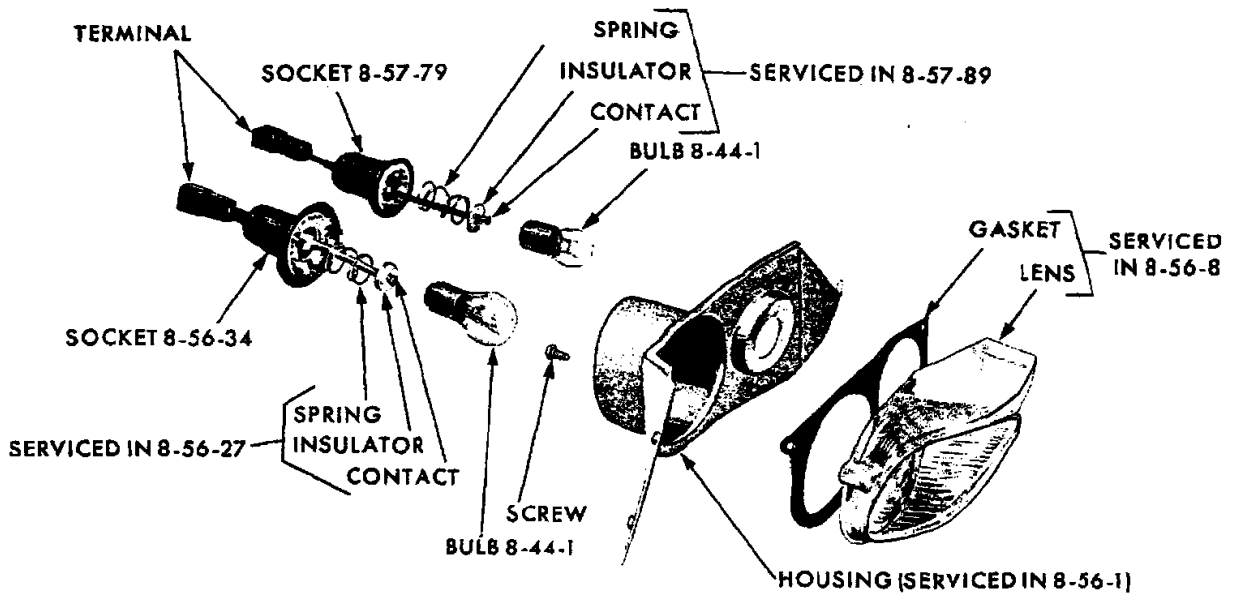


BACK-UP LAMP - DART VL1-2 (STATION WAGON)



19x9822

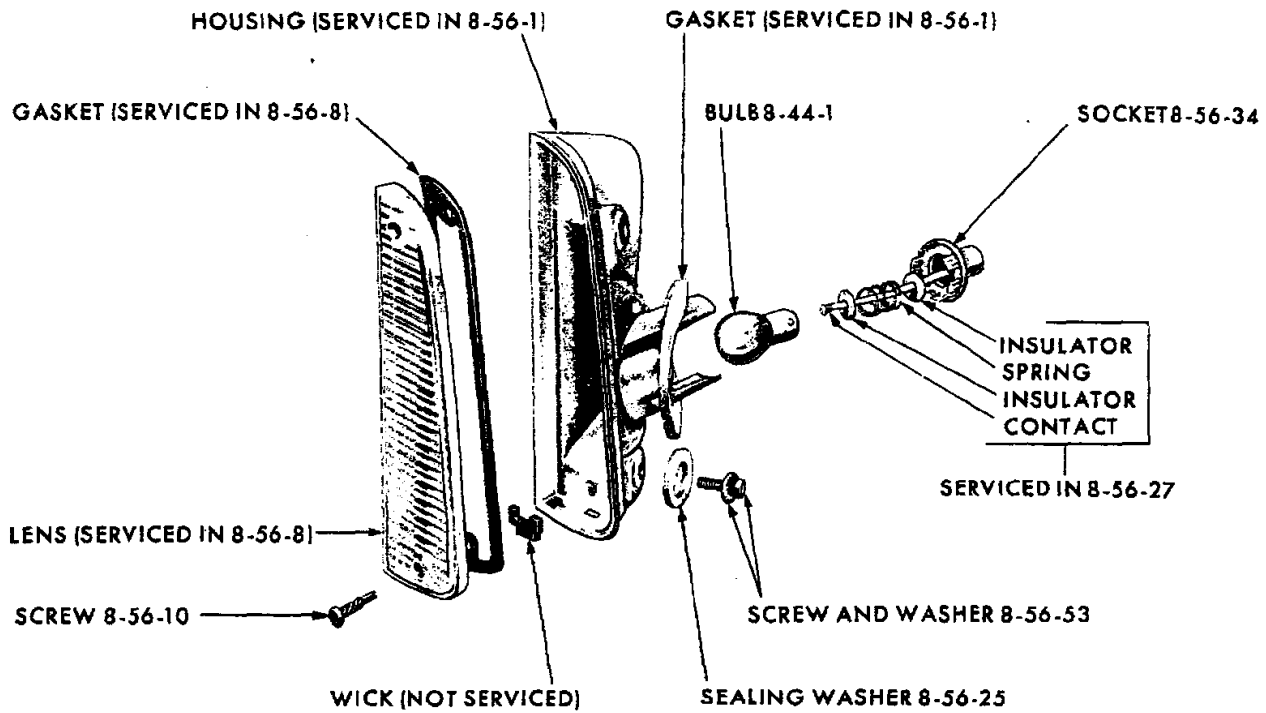
BACK-UP LAMP - DART VLI-2 (EXCEPT STATION WAGON)



PARTS INDICATED BY NAME ONLY - ORDER BY DESCRIPTION

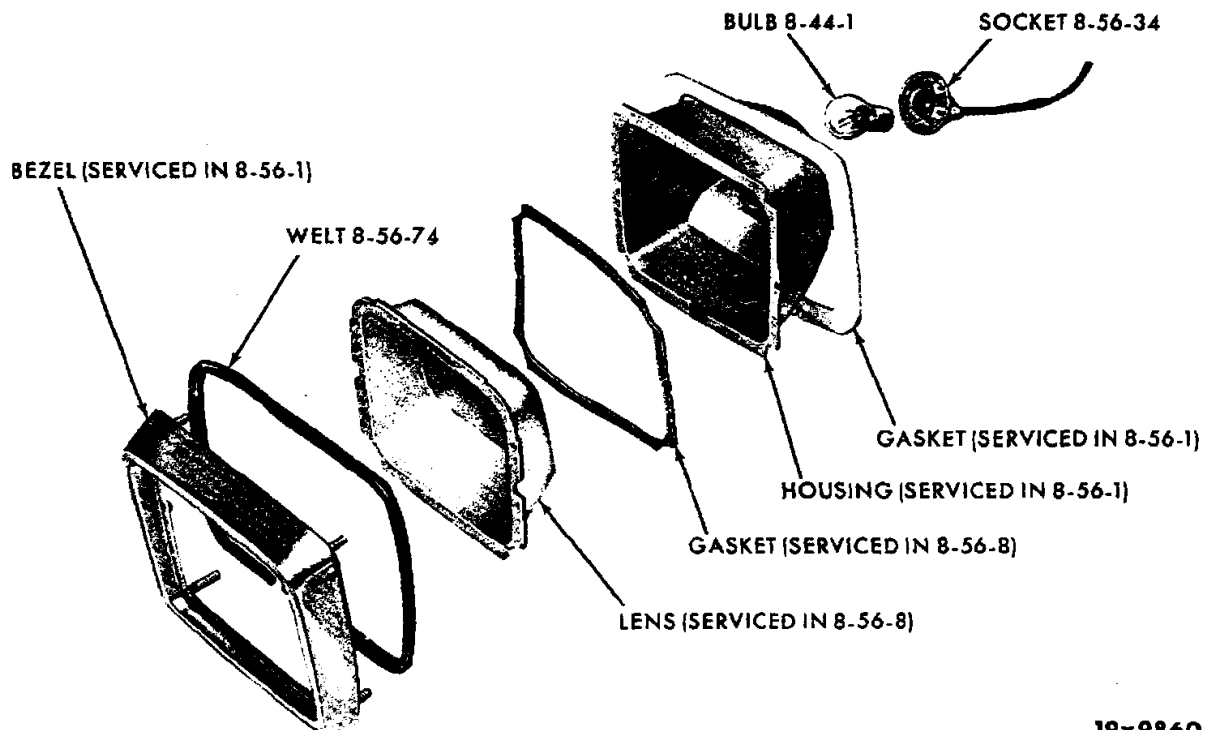
19x9171A

BACK-UP AND LICENSE LAMP - PLYMOUTH VP1-2 AND DODGE VD1-2 (STATION WAGON)



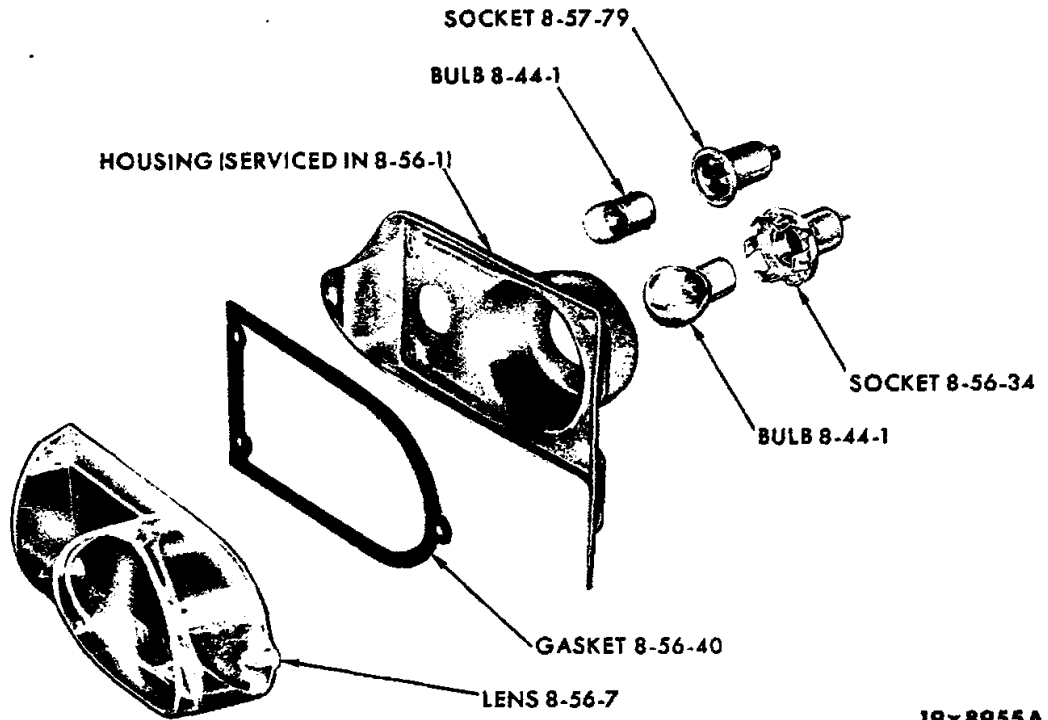
19x9534A

BACK-UP LAMP - PLYMOUTH VP1-2 (EXCEPT STATION WAGON)

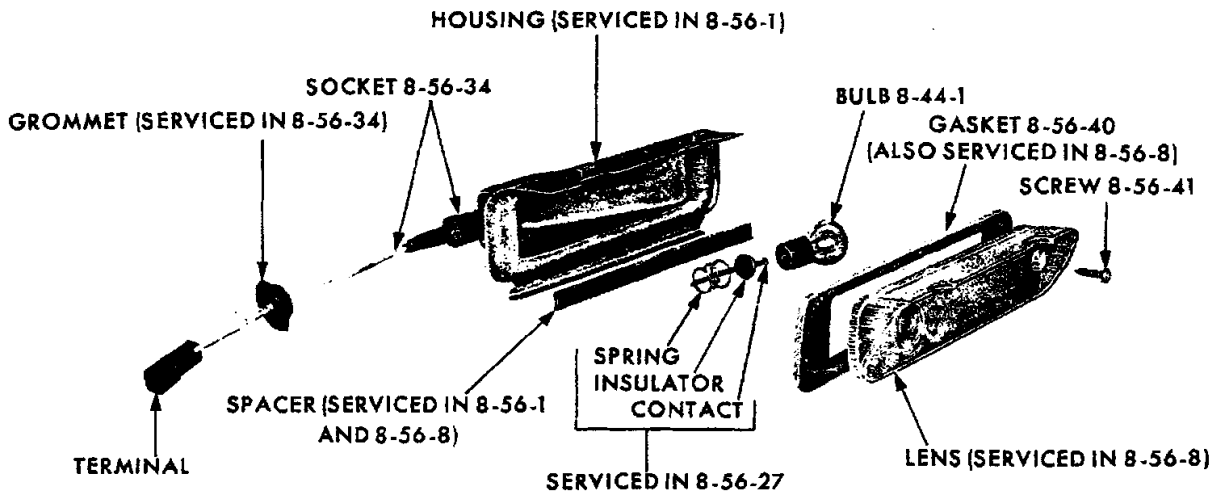


19x9860

BACK-UP LAMP - DODGE VD1-2L, M (EXCEPT STATION WAGON)



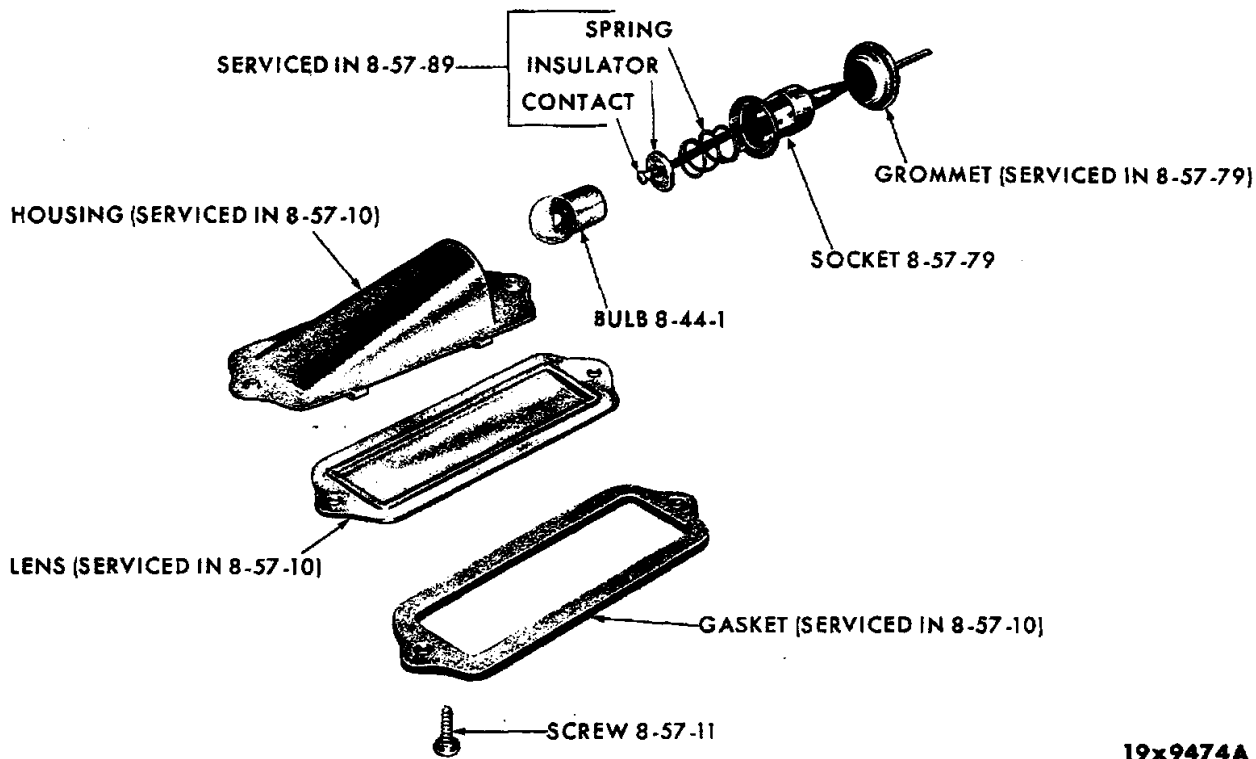
BACK-UP AND LICENSE LAMP - DODGE VA3 AND CHRYSLER VC1-3 (STATION WAGON)



PARTS INDICATED BY NAME ONLY - ORDER BY DESCRIPTION

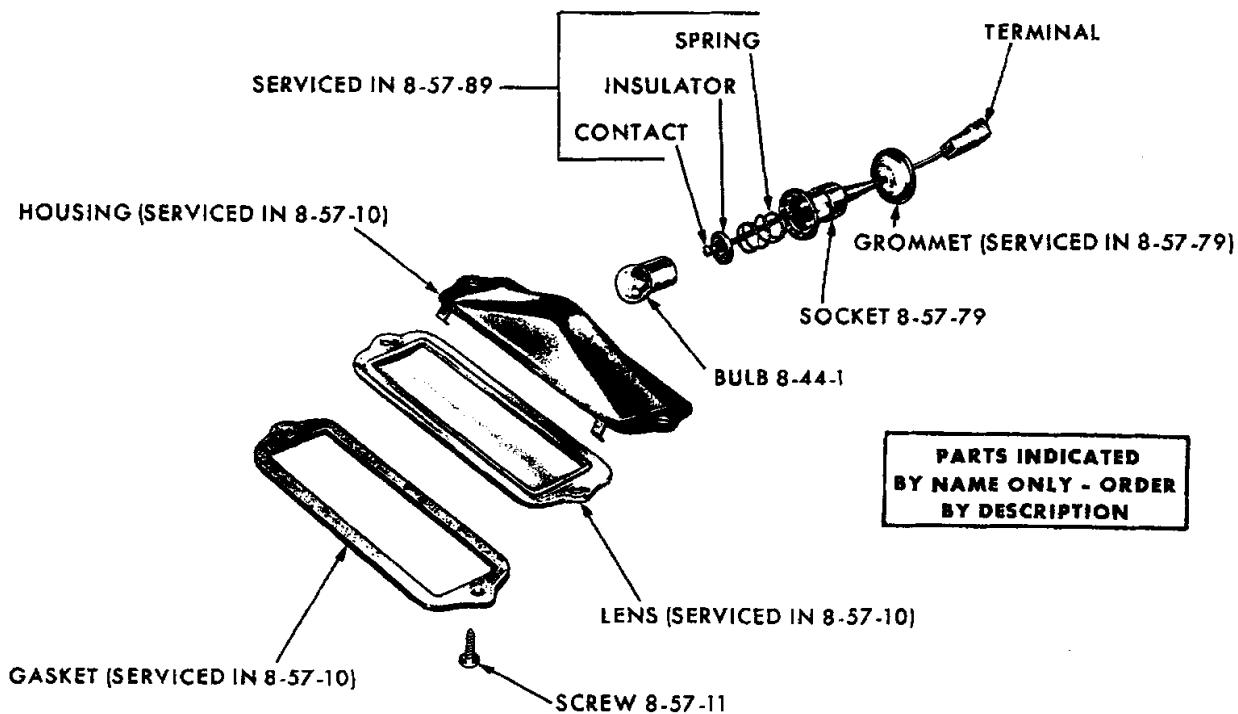
19x9478A

BACK-UP LAMP - DODGE VA3 AND CHRYSLER VC1-2-3 (EXCEPT STATION WAGON)



19x9474A

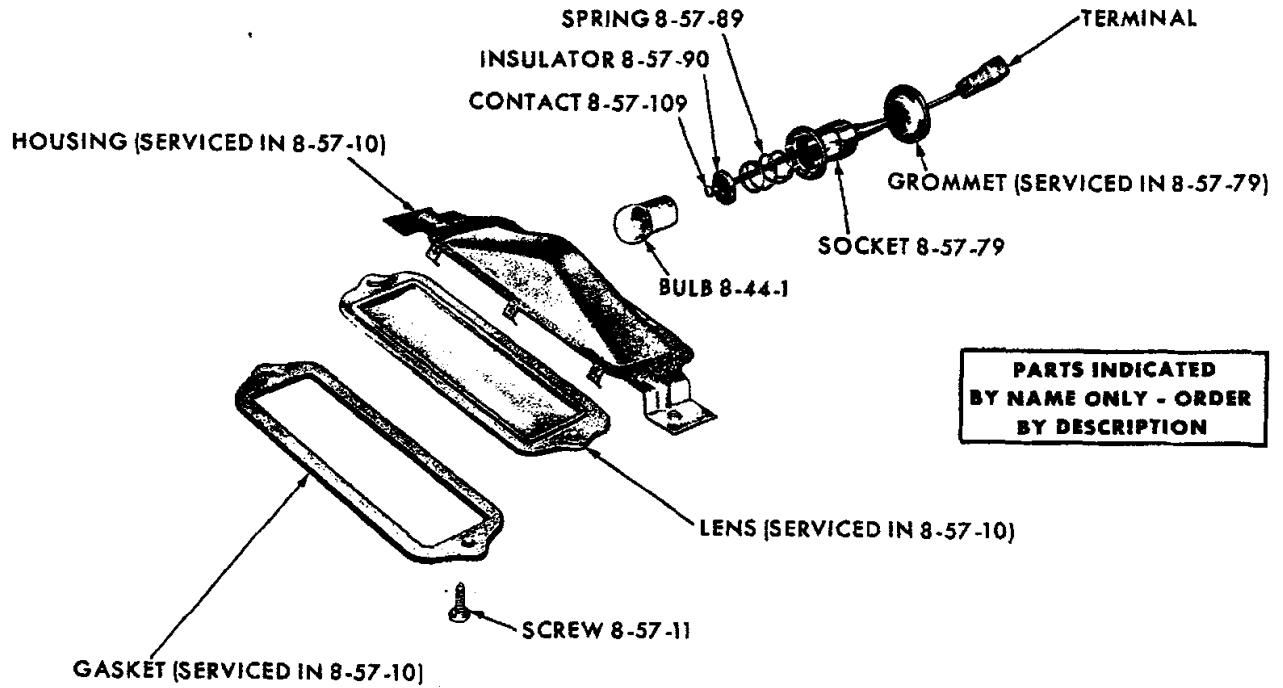
LICENSE LAMP - PLYMOUTH VP1-2 (EXCEPT STATION WAGON)



PARTS INDICATED BY NAME ONLY - ORDER BY DESCRIPTION

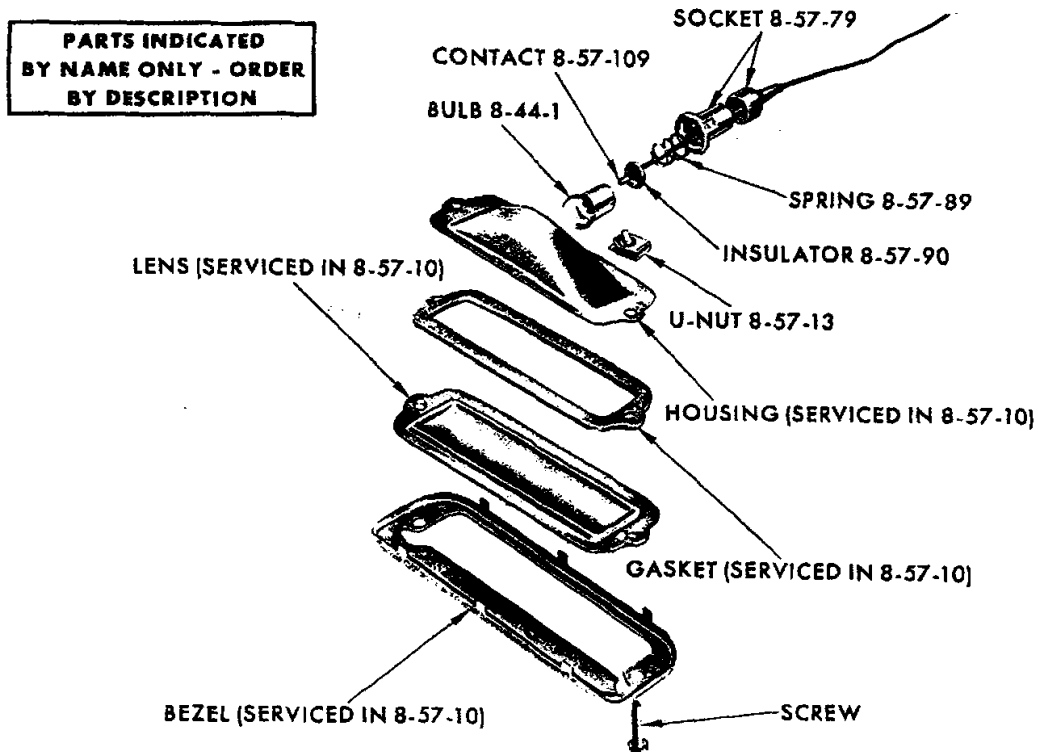
19x9585

LICENSE LAMP - DODGE VD1-2 (EXCEPT STATION WAGON)



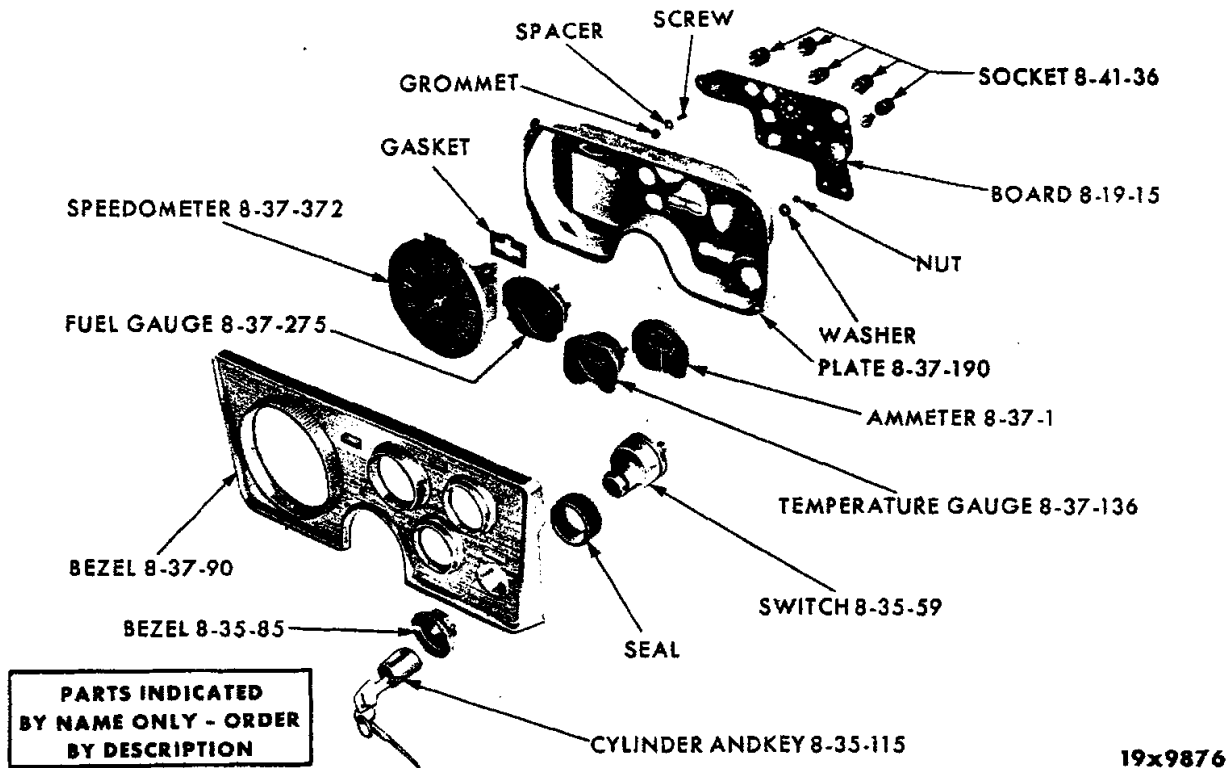
19x9473A

LICENSE LAMP - VALIANT VV1-2 (ALL), DART VV1-2 (ALL), DODGE VA3 AND CHRYSLER VC1-2-3 (EXCEPT STATION WAGON)

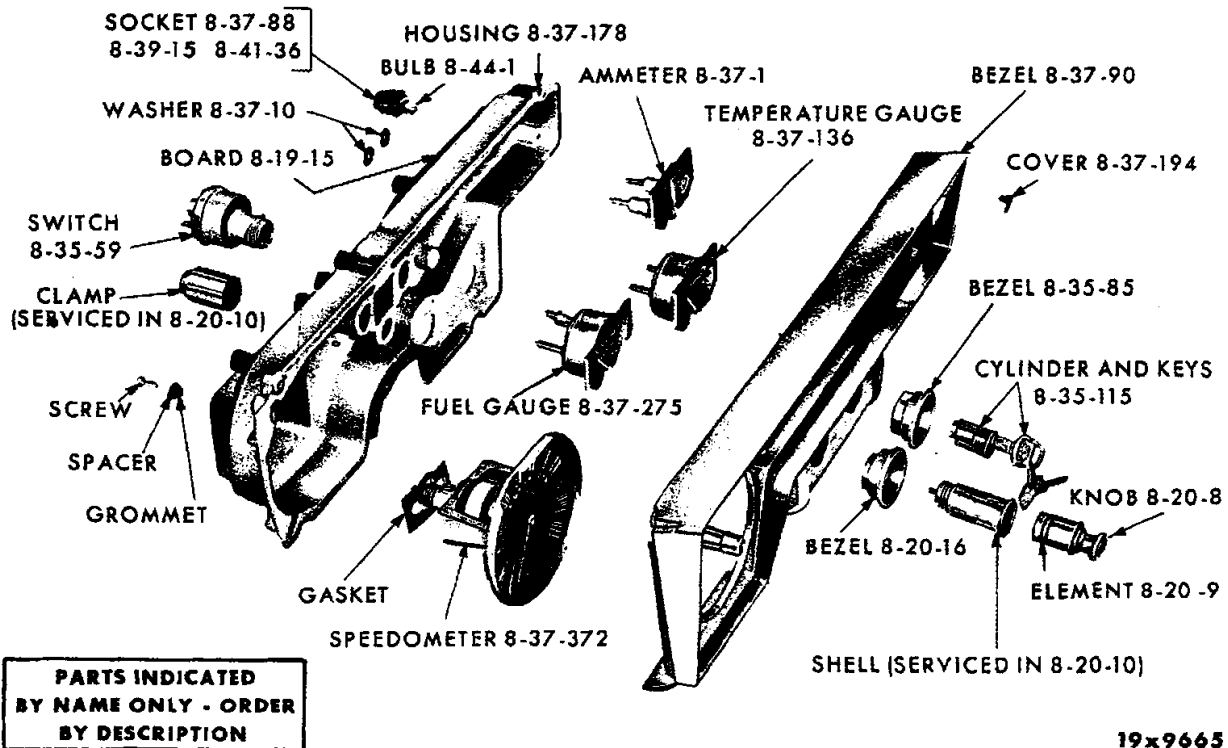


19x9855

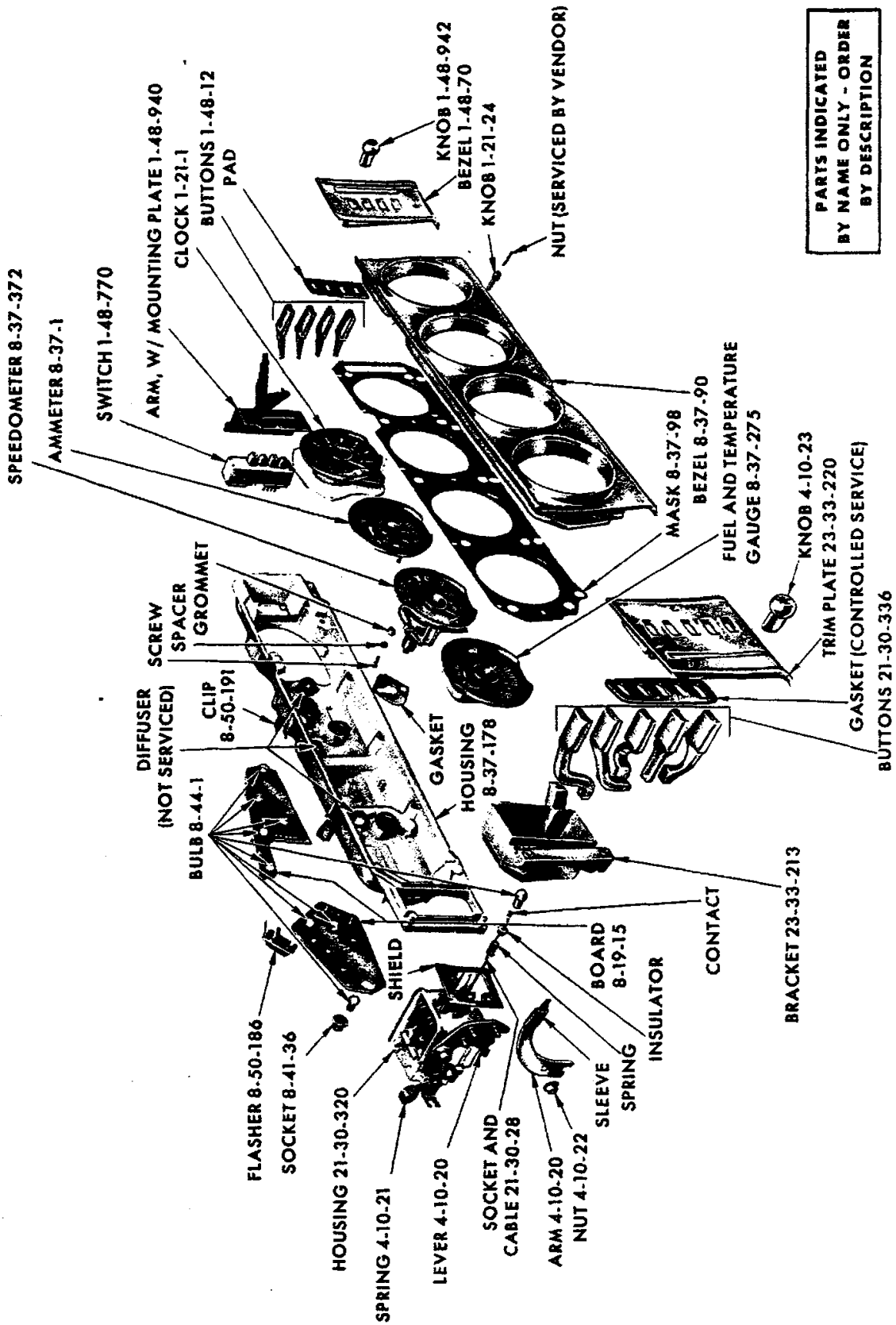
LICENSE LAMP - IMPERIAL VY1



INSTRUMENT CLUSTER - VALIANT VV1-2



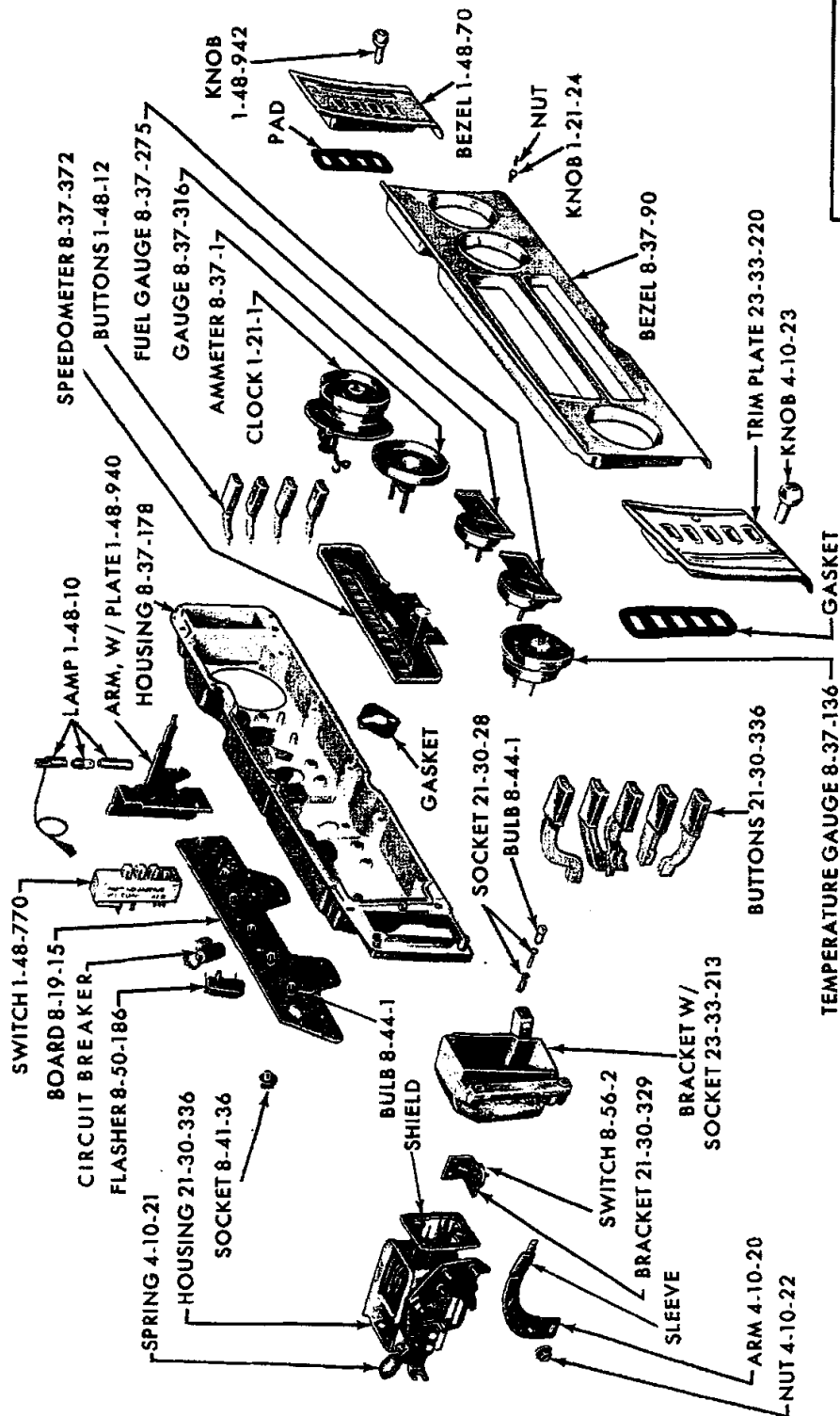
INSTRUMENT CLUSTER - DART VL1-2



PARTS INDICATED
BY NAME ONLY - ORDER
BY DESCRIPTION

19x9908

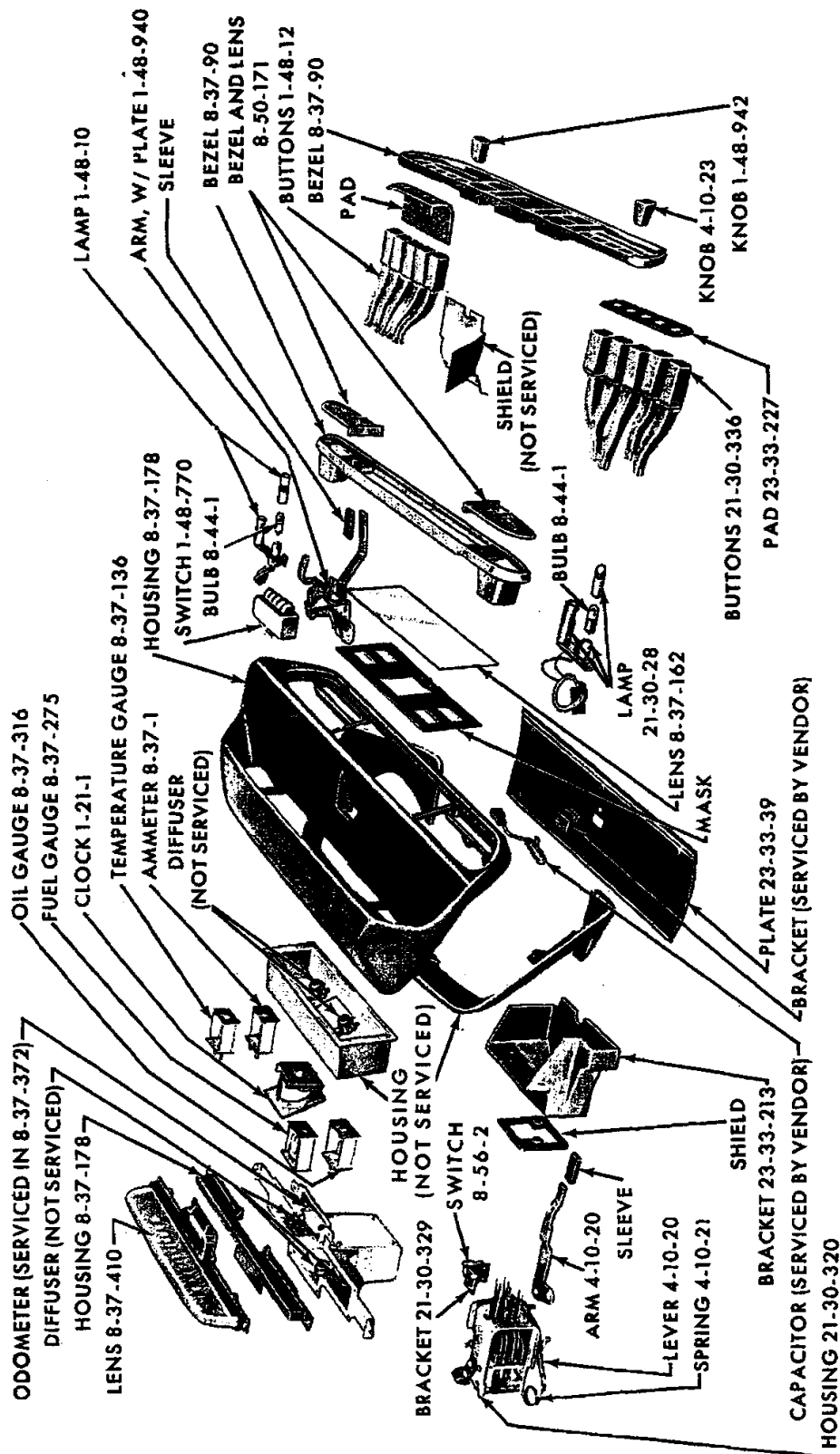
INSTRUMENT CLUSTER - PLYMOUTH VPI-2



PARTS INDICATED
BY NAME ONLY - ORDER
BY DESCRIPTION

19x9944A

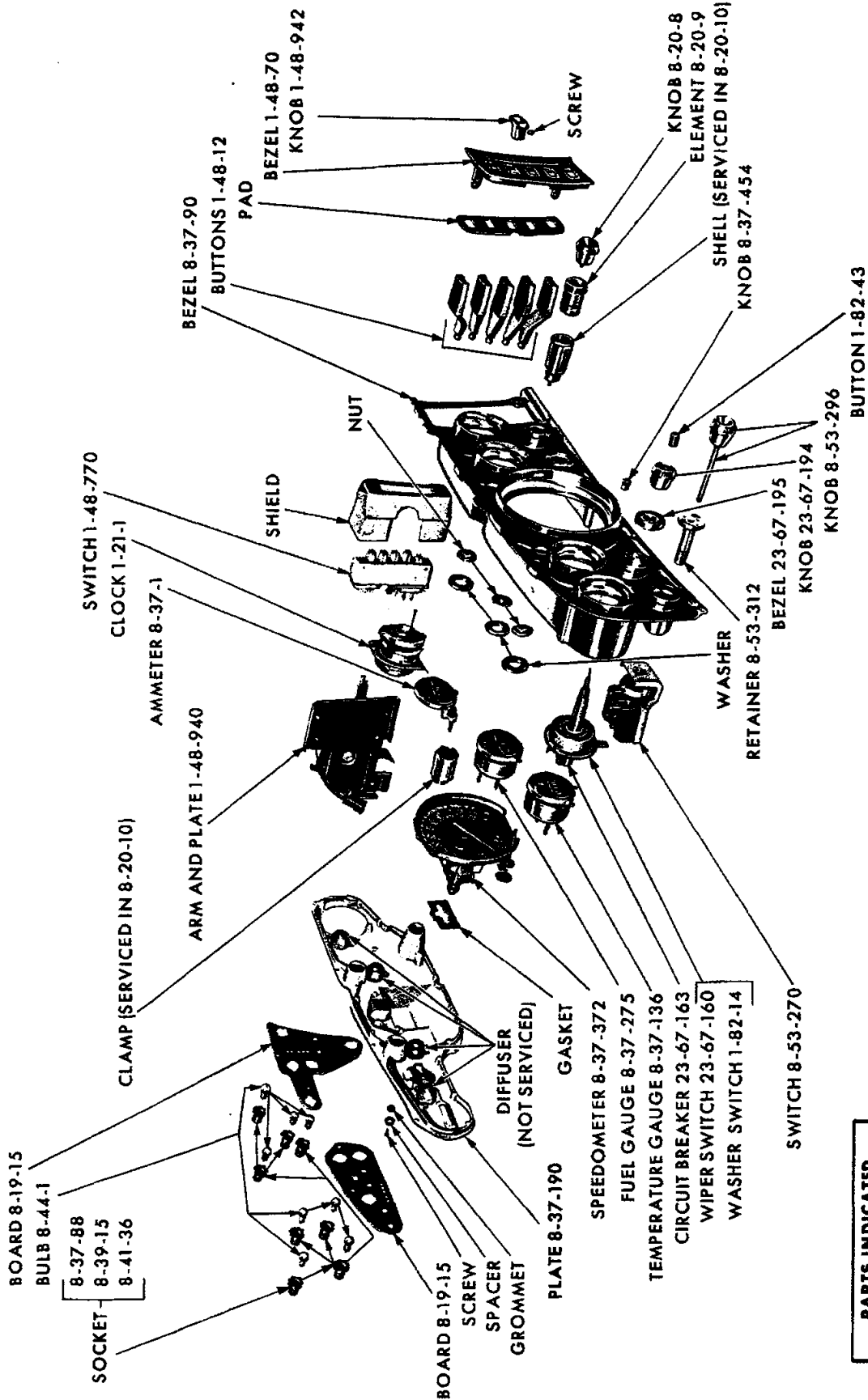
INSTRUMENT CLUSTER - DODGE VDI-2



PARTS INDICATED
BY NAME ONLY - ORDER
BY DESCRIPTION

19x9945A

INSTRUMENT CLUSTER - DODGE VAS

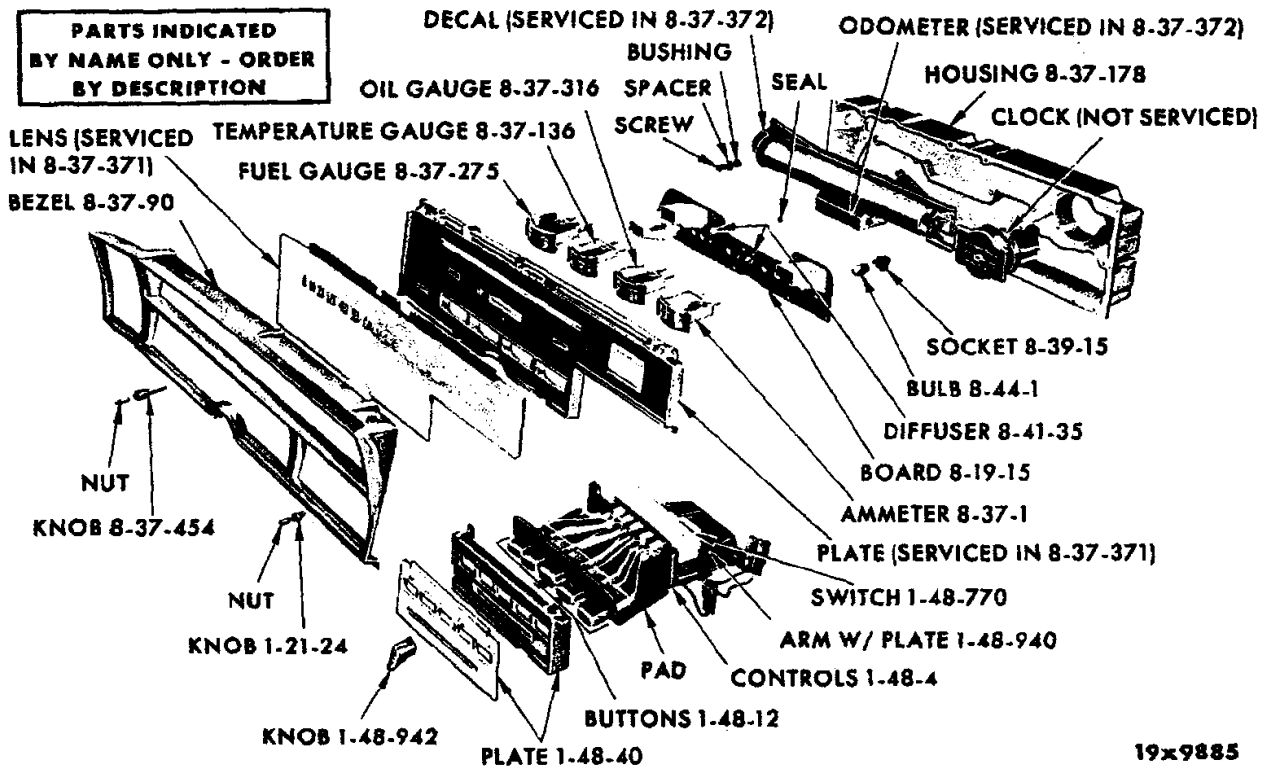


**PARTS INDICATED
BY NAME ONLY - ORDER
BY DESCRIPTION**

19x9667A

INSTRUMENT CLUSTER - CHRYSLER VC1-2-3

**PARTS INDICATED
BY NAME ONLY - ORDER
BY DESCRIPTION**



19x9885

INSTRUMENT CLUSTER - IMPERIAL VY1

| | | | | |
|---|---|---|---|---|
| <p>CONNECTOR</p> <p>2495237 PACKAGE</p> | <p>CONNECTOR</p> <p>2495235 PACKAGE</p> | <p>CONNECTOR</p> <p>TERMINAL</p> <p>2495234 PACKAGE</p> | <p>CONNECTOR</p> <p>TERMINAL</p> <p>2495236 PACKAGE</p> | <p>INSULATOR</p> <p>TERMINAL</p> <p>2495517 PACKAGE</p> |
| <p>INSULATOR</p> <p>2495542 PACKAGE</p> | <p>TERMINAL</p> <p>2495223 PACKAGE</p> | <p>TERMINAL</p> <p>2495224 PACKAGE</p> | <p>CONNECTOR</p> <p>TERMINAL</p> <p>2495641 PACKAGE</p> | |
| | | | | <p>19x9958</p> |

CLIP CHART

| | | | | | |
|---|--|---|--|--|--|
| CONNECTOR 1842003  | CONNECTOR  TERMINAL 1879609 PACKAGE | CONNECTOR 611898  | TERMINAL 1842009  | TERMINAL 2427736  | TERMINAL 870821  |
| TERMINAL 2291588  | TERMINAL 221259  | TERMINAL 1770660  | TERMINAL 903895  | TERMINAL (SILVER PLATED)  1819836 PACKAGE | TERMINAL  1779654 PACKAGE |
| TERMINAL 2258591  | TERMINAL 2258118  | TERMINAL 2290069  | TERMINAL 2258590  | TERMINAL 2290207  | TERMINAL 2291838  |
| TERMINAL (FEMALE)  INSULATOR (FEMALE) TERMINAL (MALE)  INSULATOR (MALE) 2298882 PACKAGE | INSULATOR 2291093  | TERMINAL 2427545  | INSULATOR 2258651  | INSULATOR 2258102  | INSULATOR  TERMINAL 2240264 PACKAGE |
| INSULATOR  TERMINAL 1843222 PACKAGE | INSULATOR  TERMINAL 2240538 PACKAGE | INSULATOR  TERMINAL 2084421 PACKAGE | INSULATOR  TERMINAL 2084424 PACKAGE | INSULATOR  TERMINAL 2084425 PACKAGE | INSULATOR  TERMINAL (FEMALE)  TERMINAL (MALE)  TERMINAL 1843226 PACKAGE |
| TERMINAL 2427725  | TERMINAL 2427848  | INSULATOR  TERMINAL  TERMINAL  2448822 PACKAGE | TERMINAL 2257443-4  | INSULATOR  TERMINAL  2495239 PACKAGE | TERMINAL 2496541  |





19x9957

CLIP CHART

MOPAR BATTERIES

- Longer Battery Life
- Greater Power
- Instant Power Under All Weather Extremes
- Dependable Power
- Economical Power

| MODELS | GROUP NUMBER | | |
|--|--------------|----------|-----------------|
| | 20H | 24H | 27H |
| Valiant and Dart | Standard | Optional | |
| Plymouth and Dodge | | Standard | Optional |
| Chrysler - Newport and "300" New Yorker | | Standard | Optional All |
| Imperial | | | All |

| BATTERY TYPE | AABM GROUP NUMBER | PART NUMBERS | | PLATES PER CELL | AMP HOURS |
|---|-------------------------|----------------|----------------|-----------------------|--------------|
| | | WET CHARGED | DRY CHARGED | | |
|  "SUPREME" 48 Months Pro-Rata Service Adjustment Super Performance | 24H | 2098 029 | 2098 030 | 11 | 60 |
| | 27H | 2098 039 | 2098 040 | 13 | 70 |
|  "DELUXE" 36 Months Pro-Rata Service Adjustment Valued Dependability | 20H | 2098 447 | 2098 448 | 7 | 38 |
| | 24H | 2098 041 | 2098 042 | 9 | 48 |
| | 24H | 2098 795 | 2098 796 | 11 | 59 |
| | 27H | 2098 051 | 2098 052 | 13 | 70 |
|  "CUSTOM" 24 Months Pro-Rata Service Adjustment Popular Priced Dependability | 24H | 2098 797 | 2098 798 | 7 | 41 |
|  "SPECIAL" 12 Months Pro-Rata Service Adjustment Economical Quality | 24H | 2098 053 | ---- | 7 | 35 |

FOR COMPLETE PAST MODEL APPLICATION AND FOR OTHER MAKE VEHICLES SEE MOPAR BATTERY PRICE AND APPLICATION GUIDE

19x9571

| CODE | PART NAME AND DESCRIPTION | C Y L | PER CAR | VALIANT DART | PLYMOUTH DODGE | CHRYSLER IMPERIAL |
|------------------------------------|--|-------------|------------|-----------------|-------------------|----------------------|
| 8-01-0 BATTERY AND CABLE | | | | | | |
| 8-01-4 | CABLE, Battery Ground, No. 6 Gauge, 28" long . . . Trunk Battery, w/426 cu. in. Eng., except Sta. Wgn., VP2, VD2, 32" long | 8 | 1 | 2525 348 | 2525 348 | 2525 348 |
| | GROMMET, Battery Cable, Trunk Battery, w/426 cu. in. Eng., VP2, VD2 | 8 | 1 | ---- | 1879 939 | |
| | | 8 | 1 | ---- | 1370 460 | |
| 8-01-7 | STRAP, Battery Ground Cable, Battery Tray . . . CLIP, Starting Motor to Starter Relay Wiring Left Side Rail Front Reinforcement | 6 | 1 | 6015 149 | 6015 149 | |
| | | 6 | 1 | ---- | 6015 366 | |
| 8-01-10 | WASHER, Intake Manifold Ground Cable | 8 | 1 | ---- | 1536 242 | 1536 242 |
| 8-01-11 | BOLT, Battery Ground Cable Clamp | | 1 | 1622 535 | 1622 535 | 1622 535 |
| 8-01-12 | NUT, Battery Ground Cable Clamp Bolt | | 1 | 1622 536 | 1622 536 | 1622 536 |
| 8-01-13 | SCREW, Battery Cable Ground, w/426 cu.in. Eng., except Sta. Wgn., VP2, VD2 | 8 | 2 | ---- | 6006 120 | |
| 8-01-16 | TUBE, Battery Vent. w/426 cu. in. Eng., except Sta. Wgn., VP2, VD2 | 8 | 1 | ---- | 2409 372 | |
| 8-01-17 | CABLE, Starter to Starter Relay Safety Link, 40 Amp. Ammeter, VC1, VC2, VC3 Starter to Starter Relay Safety Link, 60 Amp. Ammeter | | 1 | 2497 402 | 2427 261 | 2427 261 |
| | Battery to Starter, No. 6 Gauge, 28" long | 6 | 1 | 2525 348 | | |
| | No. 6 Gauge | 8 | 1 | *2587 178 | | |
| | VP1, VP2, VD1, VD2, No. 6 Gauge, 42" long | 8 | 1 | ---- | 2525 512 | |
| | Battery to Starter to Starter Relay, VP1, VP2, VD1, VD2 | | 1 | ---- | 2291 945 | |
| | Starting Motor to Battery Cable, Trunk Battery, w/426 cu. in. Eng., except Sta. Wgn., VP2, VD2, 224" long | 8 | 2 | ---- | 2427 809 | |
| | Engine to Body Ground, w/426 cu. in. Eng., VP2, VD2, 15" long | 8 | 2 | ---- | 2427 807 | |
| | Starter to Relay to Terminal Block, except Sta. Wgn., w/426 cu.in. Eng., Hemispherical, VP2, VD2 | 8 | 1 | ---- | E2580 469 | |
| | Battery to Terminal Block, except Sta. Wgn., w/426 cu.in. Eng., Hemispherical, VP2, VD2 | 8 | 1 | ---- | *2580 470 | |
| | Battery to Starter Relay, VA3, No. 6 Gauge, 12" long | 8 | 1 | ---- | 2525 347 | 2525 347 |
| | Starter Relay to Starter, VA3, 29" long | 8 | 1 | ---- | 1879 938 | 1879 938 |
| 8-01-20 | BOLT, Battery to Starter Cable Clamp. | | 1 | 1622 535 | 1622 535 | 1622 535 |
| 8-01-21 | NUT, Battery to Starter Cable Clamp Bolt. | | 1 | 1622 536 | 1622 536 | 1622 536 |
| 8-05-0 DOME LAMP AND SWITCH | | | | | | |
| 8-05-6 | HOUSING, Dome Lamp, except 2 D. H. T. and Cv. Cp. | 6 | 1 | 2292 994 | | |
| | 2 D., 4 D. and 4 D. H. T., VP1, VP2, VD1, VD2 | | 1 | ---- | 2419 236 | |
| | 2 D. H. T., VA3 | 8 | 1 | ---- | 2292 871 | |
| | Sta. Wgn., VC1, VC3 | | 1 | ---- | 2292 871 | 2292 871 |
| | Rear, Sta. Wgn., VC1, VC3 | | 1 | ---- | 2161 308 | 2161 308 |
| | 4 D., VA3 | 8 | 1 | ---- | 1963 603 | |
| | 4 D. and 4 D. H. T., VC1, VC2, VC3 | 8 | 1 | ---- | ---- | 2419 236 |
| | HOUSING and SEAL PACKAGE, Reading Lamp, 4 D. H. T., VC3-H, VY1-H | 8 | 1 | ---- | ---- | 2448 807 |

* Indicates use as required.

Numerals in parentheses () refer to notes.

Printed in U.S.A.

E Indicates parts not listed in any previous parts book.

Prices and specifications subject to change without notice.

• Indicates change or addition.

1964 PASSENGER CAR PARTS CATALOG

ELECTRICAL

| CODE | PART NAME AND DESCRIPTION | CYL | PER CAR | VALIANT DART | PLYMOUTH DODGE | CHRYSLER IMPERIAL |
|---|--|-----|---------|--------------|----------------|-------------------|
| 8-05-0 DOME LAMP AND SWITCH - Cont'd | | | | | | |
| 8-05-8 | BEZEL, Dome Lamp, except 2 D. H. T. and Cv. Cp., VP1, VP2, VD1, VD2 | | 1 | ---- | 2166 743 | |
| | BEZEL and LENS, Rear, Sta. Wgn., VC1, VC3 | | 1 | ---- | 2161 307 | 2161 307 |
| | 4 D., 4 D. H. T., Sta. Wgn., VC1, VC2, VC3 | 8 | 1 | ---- | ---- | 2166 743 |
| 8-05-11 | RETAINER, Dome Lamp Switch, VP1, VP2, VC1, VC2, VC3 | | 1 | 1887 604 | 1887 604 | 2290 720 |
| | Reading Lamp Housing, 4 D. H. T., VC3, VY1-H | 8 | 1 | ---- | ---- | 2440 873 |
| 8-05-12 | SOCKET, except 2 D. H. T., and Cv. Cp., VP1, VP2, VD1, VD2 | | 1 | 1704 875 | 2258 598 | |
| | 2 D. H. T., VP1, VP2 | | 1 | ---- | 1704 875 | |
| | Except Cv. Cp., VA3 | 8 | 1 | ---- | 2258 598 | |
| | VC1 4 D., 4 D. H. T. and Sta. Wgn., VC2 4 D. H. T., VC3 | 8 | 1 | ---- | ---- | 2258 598 |
| | Reading Lamp, 4 D. H. T., VC3, VY1-H | 8 | 2 | ---- | ---- | 1704 875 |
| 8-05-14 | SWITCH, VP1, VP2, VD1, VD2, VC1, VC2, VC3 . . w/Console, VP2-P, VD2-P, VC2 | 8 | 1 | 2448 823 | 2298 855 | 2298 855 |
| | VA3, VY1 | 8 | 1 | ---- | 2497 778 | 2497 778 |
| | Roof Rail, 4 D. H. T., VY1 | 8 | 1 | ---- | 2421 453 | 2426 660 |
| | Roof Rail, 2 D. H. T., VY1 | 8 | 1 | ---- | ---- | 2096 180 |
| | Reading Lamp, 4 D. H. T., VC3, VY1-H | 8 | 2 | ---- | ---- | 2496 109 |
| | | | | | | 2427 335 |
| 8-05-16 | KNOB, Dome Lamp Switch, VV1, VV2, VP1, VP2. VL1, VL2, VC1, VC2, VC3 | | 1 | 2291 288 | 2291 288 | |
| | VD1, VD2, VY1 | | 1 | 2290 701 | ---- | 2290 824 |
| | VA3 | 8 | 1 | ---- | 2290 701 | 2426 655 |
| | KNOB and SEAL PACKAGE, Reading Lamp Switch, 4 D. H. T., VC3, VY1-H | 8 | 1 | ---- | 2426 398 | |
| | | | | | | 2448 808 |
| 8-05-20 | BEZEL, Dome Lamp Switch Mounting, VV1, VV2, VP1, VP2 | | 1 | 2256 432 | 2256 432 | |
| | VD1, VD2 | | 1 | ---- | 2290 363 | |
| | 2 D. H. T., 4 D. H. T., VY1 | 8 | 1 | ---- | ---- | 2096 181 |
| 8-05-23 | LENS, Dome Lamp, except 2 D. H. T. and Cv. Cp., VP1, VP2, VD1, VD2 | | 1 | 2292 995 | 2166 676 | |
| | Except Cv. Cp., VA3, VC1, VC2, VC3 | 8 | 1 | ---- | 2166 676 | 2166 676 |
| | LENS and RETAINING RING PACKAGE, Reading Lamp, 4 D. H. T., VC3, VY1-H | 8 | 1 | ---- | ---- | 2448 809 |
| 8-05-28 | BRACKET, Dome Lamp Mounting, Rear, Sta. Wgn., VC1, VC3 | | 1 | ---- | 2086 597 | 2086 597 |
| 8-05-31 | CONTACT, Socket, except 2 D. H. T. and Cv. Cp., VP1, VP2, VD1, VD2 | | 2 | 2256 966 | 2256 966 | |
| | Except Cv. Cp., VA3 | 8 | 2 | ---- | 2256 966 | |
| | VC1 except Cv. Cp., VC2 2 D. H. T. and 4 D. H. T., VC3 | 8 | 2 | ---- | ---- | 2256 966 |
| | Rear, Sta. Wgn., VC1, VC3 | 8 | 2 | ---- | 2256 966 | 2256 966 |
| | Reading Lamp Socket, 4 D. H. T., VC3, VY1-H | 8 | 4 | ---- | ---- | 2256 966 |
| 8-05-32 | CORE, Dome Lamp Socket, Rear, Sta. Wgn., VC1, VC3 | | 1 | ---- | 2161 316 | 2161 316 |
| 8-05-40 | BUSHING and SPRING, Dome Lamp Socket, VC1, VC2, VC3 | | 1 | ---- | 2096 062 | 2096 062 |

★ Indicates use as required. Numerals in parentheses () refer to notes. Printed in U.S.A.
 ☐ Indicates parts not listed in any previous parts book. Prices and specifications subject to change without notice.
 March 15, 1965 Supersedes March 16, 1964. Page 8-38 * Indicates change or addition.

| CODE | PART NAME AND DESCRIPTION | C Y L | PER CAR | VALIANT DART | PLYMOUTH DODGE | CHRYSLER IMPERIAL |
|--|--|-------------|------------|-----------------|-------------------|----------------------|
| 8-11-0 QUARTER OR COURTESY LAMP | | | | | | |
| 8-11-5 | PLATE, Courtesy Lamp Attaching, VP1, VP2, VD2 | | 2 | ---- | 2440 355 | |
| 8-11-6 | SWITCH, Pocket Panel Lamp, Cv.Cp., VY1 | 8 | 1 | ---- | ---- | 2496 109 |
| 8-11-7 | BRACKET, Courtesy Lamp Mounting, 2 D. H. T., VV1, VV2 | | 2 | *2499 014 | | |
| 8-11-8 | SOCKET, C Pillar Lamp, 2 D. H. T., VP1, VP2, VD1, VD2 | | 2 | 1704 875 | 1704 875 | 1704 875 |
| | VV1, VV2, Barracuda | | 2 | 1704 875 | | |
| | Floor Tunnel Console Courtesy Lamp, VP2-P, VD2-P | 8 | 2 | ---- | *1963 479 | |
| | VC2 except 4 D. | 8 | 3 | ---- | ---- | *1963 479 |
| | Courtesy Lamp, Cv.Cp., VP2, VD2 | 8 | 2 | ---- | 1963 479 | |
| | Quarter Arm Rest, Cv.Cp., VA3 | 8 | 2 | ---- | 1963 479 | 1963 479 |
| | Door Courtesy Lamp, VY1 | 8 | 4 | ---- | ---- | 1704 875 |
| 8-11-12 | LENS and Finish PLATE, Courtesy Lamp, 2 D. H. T., VP1, VP2, VD1, VD2 | | 2 | 2499 319 | 2499 319 | 2499 319 |
| | VV1, VV2, Barracuda | | 2 | *2499 319 | | |
| | LENS, 2 D. H. T., VP1, VP2, VD1, VD2, VC1, VC2, VY1 | | 2 | 2581 027 | 2581 027 | 2581 027 |
| | LENS, VV1, VV2, Barracuda | | 2 | 2581 027 | | |
| | LENS and RETAINER, Cv.Cp., VP2, VD2 | 8 | 2 | ---- | 1623 132 | |
| | LENS and RETAINER, Floor Tunnel Console, VP2-P, VD2-P | 8 | 2 | ---- | 1623 132 | |
| | LENS and RETAINER, Quarter Arm Rest, Cv.Cp., VA3 | 8 | 2 | ---- | 1623 132 | 1623 132 |
| | LENS and RETAINER, Floor Tunnel Console, except 4 D., VC2 | 8 | 3 | ---- | ---- | 1623 132 |
| | LENS, Door Pull Handle, Right, VY1 | 8 | 2 | ---- | ---- | 2490 164 |
| | Left, VY1 | 8 | 2 | ---- | ---- | 2490 165 |
| 8-11-15 | HOUSING, Courtesy Lamp, 2 D. H. T., VP1, VP2, VD1, VD2 | | 2 | 2490 876 | 2490 876 | 2490 876 |
| | VV1, VV2, Barracuda | | 2 | *2490 876 | | |
| 8-11-16 | BEZEL, Courtesy Lamp, 2 D. H. T., VP1, VP2, VD1, VD2, VC1, VC2, VY1 | | 2 | 2581 028 | 2581 028 | 2581 028 |
| | BEZEL, VV1, VV2, Barracuda | | 2 | 2581 028 | | |
| | BEZEL, Cv. Cp. | 8 | 2 | ---- | 2499 012 | 2499 012 |
| | BEZEL, Pocket Panel Lamp Switch, Cv.Cp., VY1 | 8 | 1 | ---- | ---- | 2096 181 |
| 8-11-18 | CONTACT, C Pillar Lamp Socket, 2 D. H. T., VD1, VD2 | | 4 | 2256 966 | 2256 966 | 2256 966 |
| | C Pillar Lamp Socket, VV1, VV2, Barracuda | | 4 | 2256 966 | | |
| | C Pillar Lamp Socket, Cv.Cp., VP2 | 8 | 4 | ---- | 2256 966 | |
| | Reading Lamp Socket, 4 D. H. T., VC3 | 8 | 4 | ---- | ---- | 2256 966 |
| | Front Door Courtesy Lamp, VY1 | 8 | 4 | ---- | ---- | 2256 966 |
| | Rear Door, 4 D. H. T., VY1 | 8 | 4 | ---- | ---- | 2256 966 |
| 8-11-19 | SPACER, Floor Tunnel Console Courtesy Lamp to Console, except 4 D., VC2 | 8 | 6 | ---- | ---- | 2427 659 |
| 8-11-24 | RETAINER, Courtesy Lamp Lens, Cv.Cp. | 8 | 2 | ---- | 2499 010 | 2499 010 |
| 8-12-0 AUTOMATIC DOOR LAMP SWITCH | | | | | | |
| 8-12-2 | SWITCH, w/Elbow Type Sleeve Connector | | 2 | 1972 329 | 1972 329 | 1972 329 |
| | w/Straight Type Sleeve Connector | | 2 | 1971 931 | 1971 931 | 1971 931 |
| 8-12-3 | SOCKET, Open Door Indicator Lamp, 4 D., VP1, VP2, VD1, VD2 | | 1 | ---- | 1753 632 | |

* Indicates use as required.

Numerals in parentheses () refer to notes.

Printed in U.S.A.

E Indicates parts not listed in any previous parts book.

Prices and specifications subject to change without notice.

* Indicates change or addition.

Page 8-39

March 15, 1965 Supersedes March 16, 1964.

1964 PASSENGER CAR PARTS CATALOG

ELECTRICAL

| CODE | PART NAME AND DESCRIPTION | C Y L | PER CAR | VALIANT DART | PLYMOUTH DODGE | CHRYSLER IMPERIAL |
|---|---|-------------|------------|-----------------|-------------------|----------------------|
| 8-12-0 AUTOMATIC DOOR LAMP SWITCH - Cont'd | | | | | | |
| 8-12-15 | LENS, Bezel and Housing, 4 D., VP1-L, VP2-L, VD1-L, VD2-L | | 1 | ---- | 2426 179 | |
| 8-12-17 | CONTACT, Socket, 4 D., VP1, VP2, VD1, VD2 . . | | 2 | ---- | 2256 966 | |
| 8-13-0 TRUNK LAMP | | | | | | |
| 8-13-3 | SOCKET and BRACKET, except Sta. Wgn. | | 1 | 2096 857 | 2096 857 | 2096 857 |
| 8-13-4 | SPRING, INSULATOR and CONTACT PACKAGE, except Sta. Wgn. | | 1 | B2584 972 | B2584 972 | B2584 972 |
| 8-15-0 CHASSIS AND BODY WIRING | | | | | | |
| 8-15-2 | WIRING, Headlamp and Engine Compartment, VA3, VC1, VC2, VC3 | | 1 | 2497 046 | 2497 034 | 2497 034 |
| | Engine Compartment | 6 | 1 | ---- | 2497 029 | |
| | Engine Compartment, except 426 cu. in. Eng., VP2, VD2 | 8 | 1 | ---- | 2497 030 | |
| | Engine Compartment, w/426 cu. in. Eng., VP2, VD2 | 8 | 1 | ---- | 2496 383 | |
| | Headlamp, Parking and Turn Signal Lamp to Bulkhead Disconnect, VP1, VP2 | | 1 | ---- | 2427 327 | |
| | Headlamp, Parking and Turn Signal Lamp to Bulkhead Disconnect, VD1, VD2 | | 1 | ---- | 2427 689 | |
| | Headlamp and Engine Compartment, VY1 | 8 | 1 | ---- | ---- | 2497 347 |
| 8-15-3 | BLOCK and CLIP PACKAGE, Fuse, VC1, VC2, VC3 VY1 | | 1 | 2495 538 | 2495 538 | 2495 538 |
| | | 8 | 1 | ---- | ---- | 2495 232 |
| 8-15-4 | WIRING, Body, Sta. Wgn., VC1, VC3 | | 1 | *2497 246 | ---- | 2290 983 |
| | Except Sta. Wgn., VV1, VV2, VP1, VP2 | | 1 | 2426 846 | 2426 892 | |
| | VV1, VV2, Barracuda | | 1 | 2497 708 | | |
| | Except Sta. Wgn., VL1, VL2, VD1-L-M, VD2-L-M, VC1, VC2, VC3 | | 1 | 2426 710 | 2426 922 | 2427 128 |
| | VD1-H, VD2-H-P | | 1 | ---- | 2426 889 | |
| | w/o Electric Tail Gate Window Lift Switch, Sta. Wgn., VP1, VP2, VD1, VD2 | | 1 | ---- | 2258 076 | |
| | w/Electric Tail Gate Window Lift Switch, Sta. Wgn., VP1, VP2, VD1, VD2 | | 1 | ---- | 2258 196 | |
| | Console Courtesy Lamp, VP2-P, VD2-P | 8 | 1 | ---- | 2496 763 | |
| | Console Wiring, on Console, w/Manual Trans., w/Tachometer, VP2-P, VD2-P | 8 | 1 | ---- | 2496 764 | |
| | Console Wiring, on Console, w/Auto. Trans., w/o Tachometer, VP2-P, VD2-P | 8 | 1 | ---- | 2496 334 | |
| | Console Wiring, on Console, w/Auto. Trans., w/Tachometer, VP2-P, VD2-P | 8 | 1 | ---- | 2497 137 | |
| | Console Wiring, on Body, VP2-P, VD2-P | 8 | 1 | ---- | 2496 316 | |
| | Console Wiring, on Instrument Panel, VP2-P, VD2-P | 8 | 1 | ---- | 2496 797 | |
| | w/Electric Tail Gate Window Lift Switch, Sta. Wgn., VA3 | 8 | 1 | ---- | 2426 406 | |
| | w/o Electric Tail Gate Window Lift Switch, Sta. Wgn., VA3 | 8 | 1 | ---- | 2427 238 | |
| | Except Sta. Wgn., VA3 | 8 | 1 | ---- | 2427 678 | |
| | Console Wiring, on Console, VC2 | 8 | 1 | ---- | ---- | 2427 958 |
| | Console Wiring on Instrument Panel, VC2 | 8 | 1 | ---- | ---- | 2497 131 |
| | VY1 | 8 | 1 | ---- | ---- | *2497 181 |
| | GROMMET, Body Wiring, Sta. Wgn. | | 2 | 2291 672 | | |
| | GROMMET, Body Wiring to Tie Plate Left, Sta. Wgn., VP1, VP2, VD1, VD2 | | 1 | ---- | 2480 149 | |

★ Indicates use as required.

Numerals in parentheses () refer to notes.

Printed in U.S.A.

ⓑ Indicates parts not listed in any previous parts book.

Prices and specifications subject to change without notice.

March 15, 1965 Supersedes March 16, 1964.

Page 8-40

* Indicates change or addition.

| CODE | PART NAME AND DESCRIPTION | C Y L | PER CAR | VALIANT DART | PLYMOUTH DODGE | CHRYSLER IMPERIAL |
|--|---|-------------|------------|-----------------|-------------------|----------------------|
| 8-15-0 CHASSIS AND BODY WIRING - Cont'd | | | | | | |
| 8-15-7 | FUSE WIRE, Alternator Voltage Regulator | | 1 | 2275 242 | 2275 242 | 2275 242 |
| | WIRING, Ammeter to Alternator Regulator and Starter Relay, 100 amp. Ammeter, VP1, VP2, VD1, VD2 | | 1 | ---- | E2496 302 | |
| | CABLE, Single Post to Starter Relay Safety Link, w/60 amp. Ammeter, VC1, VC2, VC3 | | 1 | ---- | E2496 573 | E2496 573 |
| 8-15-13 | COVER, Fuse Block Base | | 1 | E2291 846 | E2291 846 | E2291 846 |
| 8-15-22 | GROMMET, Parking and Headlamp Wiring Side Shield | | 2 | *2291 789 | | |
| | Remote Deck Lid Lock Wiring, VY1 | 8 | 1 | ---- | ---- | *2291 789 |
| 8-15-32 | CLIP, Dome Lamp Wiring, except Cv. Cp., VP1, VP2, VD1, VD2 | | 1 | 6015 288 | 6015 288 | |
| | Engine Wiring Locator | | ★ | 6015 288 | 6015 288 | 6015 288 |
| | C Pillar Lamp Wiring, VV1, VV2, Barracuda . . | | 1 | *6015 288 | | |
| | Body Wiring Snap on, VV1, VV2, Barracuda . . | | 1 | *6015 377 | | |
| | w/Cross Bar, Fuse Block Fuse, VP1, VP2, VD1, VD2 | | 2 | 2291 842 | 2291 842 | |
| | w/Cross Bar, Fuse Block Fuse, VA3 | 8 | 1 | ---- | 2291 842 | 2291 842 |
| | w/Cross Bar, Fuse Block Fuse, VA3 | 8 | 1 | ---- | 2291 841 | 2291 841 |
| 8-15-33 | SCREW, Engine Wiring Clip, Rear of Alternator, w/426 cu. in. Eng., VP2, VD2 | | 8 | ---- | 6022 381 | |
| 8-15-35 | WIRING, Trans. Igniter, except Sta. Wgn., w/426 cu. in. Eng., Hemispherical, VP2, VD2 | | 8 | ---- | *2580 498 | |
| 8-15-52 | WIRING, Rear Lamp, w/Electric Tailgate Window Lift Switch, Sta. Wgn., VD1, VD2 | | 1 | ---- | *2290 731 | |
| | w/o Electric Tailgate Window Lift Switch, Sta. Wgn., VD1, VD2 | | 1 | ---- | 2290 756 | |
| | w/Electric Tailgate Window Lift Switch, Sta. Wgn., VP1, VP2 | | 1 | ---- | 2427 595 | |
| | w/o Electric Tailgate Window Lift Switch, Sta. Wgn., VP1, VP2 | | 1 | ---- | 2427 587 | |
| | Rear Lamp, VC1, VC3 | 8 | 1 | ---- | ---- | 2291 050 |
| 8-15-53 | WIRING, C Pillar Lamp, 2 D. H.T., VP1, VP2, VD1, VD2, VY1 | | 1 | 2427 984 | 2427 987 | 2427 943 |
| | Dome Lamp, Rear, Sta. Wgn., VP1, VP2, VD1, VD2 | | 1 | ---- | 2291 340 | |
| | Dome and Reading Lamp, 4 D. H.T., VC3 | 8 | 1 | ---- | ---- | 2427 521 |

8-16-0 CABLE AND CONNECTIONS

NOTE: For a more practical and economical method of servicing, only the more complicated Assemblies will be stocked for service. These will be found in their respective groups. On the more simple Assemblies the required length and size of Cable, necessary Terminals, etc. should be specified. For visual chart of Insulator and Terminal Packages see front of group.

| | | | | | | |
|--------|--|--|---|-----------|-----------|-----------|
| 8-16-1 | CONNECTOR and TERMINAL PACKAGE, Headlamp Cable | | ★ | 1879 609 | 1879 609 | 1879 609 |
| | TERMINAL and INSULATOR PACKAGE, Single Pole, Long | | ★ | *1843 226 | *1843 226 | *1843 226 |
| | 8 Pole, Male | | ★ | 2084 425 | 2084 425 | 2084 425 |
| | 8 Pole, Male, Upper, Bulkhead Disconnect | | ★ | 2495 223 | 2495 223 | 2495 223 |
| | 8 Pole, Male, Lower, Bulkhead Disconnect | | ★ | 2495 224 | 2495 224 | 2495 224 |
| | Male and Female | | ★ | 2298 882 | 2298 882 | 2298 882 |
| | 8 Pole, Female | | ★ | 2084 424 | 2084 424 | 2084 424 |

★ Indicates use as required.

Numerals in parentheses () refer to notes.

Printed in U.S.A.

E Indicates parts not listed in any previous parts book.

Prices and specifications subject to change without notice.

* Indicates change or addition.

1964 PASSENGER CAR PARTS CATALOG

ELECTRICAL

| CODE | PART NAME AND DESCRIPTION | CYL | PER CAR | VALIANT DART | PLYMOUTH DODGE | CHRYSLER IMPERIAL |
|--|--|-----|---------|--------------|----------------|-------------------|
| 8-16-0 CABLE AND CONNECTIONS - Cont'd | | | | | | |
| 8-16-1 | CONNECTOR and TERMINAL PACKAGE - Cont'd | | | | | |
| | Female, Miniature | | ★ | 2084 421 | 2084 421 | 2084 421 |
| | Electric Vent Wing Motor Wiring | | ★ | 2495 239 | 2495 239 | 2495 239 |
| | Window Lift Switch, 3 Way, VY1 | 8 | ★ | ----- | ----- | 2495 234 |
| | Window Lift Switch, 5 Way, VY1 | 8 | ★ | ----- | ----- | 2495 235 |
| | Window Lift Switch, 6 Way, w/Lockout Switch, VY1 | 8 | ★ | ----- | ----- | 2495 236 |
| | Window Lift Switch, 6 Way, w/o Lockout Switch, VY1 | 8 | ★ | ----- | ----- | 2495 237 |
| | Female, Miniature | | ★ | 2240 264 | 2240 264 | 2240 264 |
| | Male, Miniature | | ★ | 2240 536 | 2240 536 | 2240 536 |
| | 6 Pole, Male and Female | | ★ | 2448 822 | 2448 822 | 2448 822 |
| | Male, Turn Signal Switch Wiring | | ★ | 2495 542 | 2495 542 | 2495 542 |
| | Female, Turn Signal Switch Wiring | | ★ | 2495 541 | 2495 541 | 2495 541 |
| | Printed Circuit Board | | ★ | 2495 517 | 2495 517 | 2495 517 |
| 8-16-3 | CABLE, No. 8 Brown, 100 Foot Spool | | ★ | 2275 220 | 2275 220 | 2275 220 |
| | No. 12 Red, 100 Foot Spool | | ★ | 1752 491 | 1752 491 | 1752 491 |
| | No. 14 Green, 100 Foot Spool | | ★ | 1752 490 | 1752 490 | 1752 490 |
| | No. 16 Blue, 100 Foot Spool | | ★ | 1752 489 | 1752 489 | 1752 489 |
| | No. 18 Yellow, 100 Foot Spool | | ★ | 1752 488 | 1752 488 | 1752 488 |
| | Wire and Spool, Triple Conductor, No. 14 Gauge, Red, Green and Black, 100 Foot Spool | | ★ | 2298 769 | 2298 769 | 2298 769 |
| | Wire and Spool, Double Conductor, No. 14 Gauge, Green and Black, 100 Foot Spool | | ★ | 2298 770 | 2298 770 | 2298 770 |
| | Wire and Spool, Double Conductor, No. 14 Gauge, Red and Black, 100 Foot Spool | | ★ | 2298 768 | 2298 768 | 2298 768 |
| 8-16-4 | TERMINAL, Female Side Type | | ★ | 1842 009 | 1842 009 | 1842 009 |
| | Wiring, 1.025" long | | ★ | 2290 069 | 2290 069 | 2290 069 |
| | Printed Circuit Board Wiring, Female | | ★ | 2291 259 | 2291 259 | 2291 259 |
| | w/CLIP, Fuse Block, Male | | ★ | 2291 838 | 2291 838 | 2291 838 |
| | Female, Cold Crimp | | ★ | 2291 588 | 2291 588 | 2291 588 |
| | w/INSULATOR and CABLE, Glove Box Lamp, No. 16 Red | | ★ | 2257 443 | 2257 443 | 2257 443 |
| | w/INSULATOR and CABLE, Glove Box Lamp, No. 14 Brown | | ★ | 2257 444 | 2257 444 | 2257 444 |
| | Printed Circuit Wiring, Female | | ★ | 2258 118 | 2258 118 | 2258 118 |
| | Cable Connector | | ★ | 870 821 | 870 821 | 870 821 |
| | Electrical Window Lift Safety Switch Wiring | | ★ | 903 895 | 903 895 | 903 895 |
| | Wiring, .910" long | | ★ | 2258 591 | 2258 591 | 2258 591 |
| | Female Hair Pin Wiring | | ★ | 1779 654 | 1779 654 | 1779 654 |
| | Wiring Fuse Clip | | ★ | 2290 207 | 2290 207 | 2290 207 |
| | Wiring, 1.36" long | | ★ | 2258 590 | 2258 590 | 2258 590 |
| | Female, K-Type | | ★ | 1819 836 | 1819 836 | 1819 836 |
| | Male Blade | | ★ | 1770 660 | 1770 660 | 1770 660 |
| | Wiring, .553" long | | ★ | 2427 529 | 2427 529 | 2427 529 |
| | Male, Blade Crimped K-Type | | ★ | 2427 545 | 2427 545 | 2427 545 |
| | Wiring, .570" long | | ★ | 2427 736 | 2427 736 | 2427 736 |
| | Printed Circuit Board Clip | | ★ | 2427 725 | 2427 725 | 2427 725 |
| | Wiring, 1.625" long | | ★ | 2197 947 | 2197 947 | 2197 947 |
| | Turn Signal Switch and Horn Wiring | | ★ | 2496 532 | 2496 532 | 2496 532 |
| | Wiring, .697" long | | ★ | 2427 848 | 2427 848 | 2427 848 |
| | Battery to Starter Cable | | ★ | 2197 945 | 2197 945 | 2197 945 |
| | Ignition Coil Feed Cable | | ★ | 2496 541 | 2496 541 | 2496 541 |
| 8-16-5 | SLEEVE, Wiring Terminal, Black | | ★ | 1264 933 | 1264 933 | 1264 933 |
| | Starting Motor Terminal | | ★ | 1188 502 | 930 304 | 930 304 |

★ Indicates use as required.

Numerals in parentheses () refer to notes.

Printed in U.S.A.

⊠ Indicates parts not listed in any previous parts book.

Prices and specifications subject to change without notice.

March 15, 1965 Supersedes March 16, 1964.

* Indicates change or addition.

| CODE | PART NAME AND DESCRIPTION | CYL | PER CAR | VALIANT DART | PLYMOUTH DODGE | CHRYSLER IMPERIAL |
|--|--|--------|------------------|--|--|--|
| 8-16-0 CABLE AND CONNECTIONS - Cont'd | | | | | | |
| 8-16-6 | INSULATOR, Alternator Battery Terminal Printed Circuit Board Wiring Terminal, 5 Pole Female Printed Circuit Wiring Terminal Headlamp Switch, 7 Pole Female | | 1 ★ ★ ★ | 2291 093 2291 258 2258 651 2258 102 | 2291 093 2291 258 2258 651 2258 102 | 2291 093 2291 258 2258 651 2258 102 |
| 8-16-8 | CONNECTOR, 2 Way Polarized, Female Single Cable Electric Window Lift Safety Switch Wiring | | ★ ★ ★ | 1842 003 611 898 1345 871 | 1842 003 611 898 1345 871 | 1842 003 611 898 1345 871 |
| 8-16-10 | PLUG, Cable Connector, No. 12 Cable | | ★ | 665 151 | 665 151 | 665 151 |
| 8-17-0 FUSES | | | | | | |
| CODE | | | AMP. | SIZE | | PART NO. |
| 8-17-2 | FUSES | | | | | |
| | All Models | | 1 | 5/8 | | 149 559 |
| | All Models | | 2 | 5/8 | | 148 086 |
| | All Models | | 2 | 1-1/4 | | 145 511 |
| | All Models | | 3 | 5/8 | | * 445 635 |
| | All Models | | 3 | 1-1/4 | | 106 652 |
| | All Models | | 4 | 1-1/4 | | 148 511 |
| | All Models | | 5 | 5/8 | | 126 049 |
| | All Models | | 6 | 3/4 | | 147 683 |
| | All Models | | 7-1/2 | 7/8 | | 150 866 |
| | All Models | | 7-1/2 | 1-1/4 | | 455 107 |
| | All Models | | 9 | 7/8 | | 147 684 |
| | All Models | | 10 | 5/8 | | 142 864 |
| | All Models | | 10 | 1-1/4 | | 117 142 |
| | All Models | | 14 | 1-1/16 | | 147 685 |
| | All Models | | 15 | 1-1/4 | | 120 151 |
| | All Models | | 20 | 5/8 | | 106 650 |
| | All Models | | 30 | 1-1/4 | | 120 114 |
| | All Models | | 30 | 1-7/16 | | 147 686 |
| | All Models | | 60 | 43/50 | | 2258 284 |
| 8-17-23 | FUSE HOLDER, Console Courtesy Lamp, 10 Amp. VP2-P, VD2-P 20 Amp., VC2 | 8 8 | 1 1 | ---- ---- | *1971 742 ---- | 1885 608 |
| 8-17-30 | CIRCUIT BREAKER, w/Mounting BRACKET, 30 Amp., VC1, VC2, VC3 w/Mounting PLATE, 10 and 30 Amp., VY1 | | 1 8 | 2495 545 ---- | 2495 545 ---- | 2495 545 *2580 148 |
| 8-19-0 INSTRUMENT PANEL WIRING | | | | | | |
| 8-19-2 | CONTACT, Ash Receiver Lamp Socket | 8 | 1 | ---- | ---- | 2256 966 |
| 8-19-3 | WIRING, Instrument Panel, VL1, VL2, VP1, VP2, VY1 VV1, VV2, VD1, VD2 VA3, VC1, VC2, VC3 | | 1 1 8 | 2496 989 2496 987 ---- | E2580 377 E2580 376 2496 993 | 2496 995 2496 994 |
| 8-19-15 | BOARD, Printed Circuit, VV1, VV2 VL1, VL2, VD1, VD2, VY1 Right, VP1, VP2, VC1, VC2, VC3 Left, VPI, VP2, VC1, VC2, VC3 | | 1 1 1 1 | 2427 427 2427 375 ---- ---- | 2426 301 2426 475 2426 473 | 2426 207 2427 432 2427 430 |
| 8-19-24 | CLIP, Instrument Panel Wiring | | ★ | 6015 377 | | |
| 8-19-83 | SOCKET and CABLE, Ash Receiver Lamp | 8 | 1 | ---- | ---- | 2291 751 |
| 8-19-87 | CONNECTOR, Insulator and Gasket, Bulkhead | | 1 | 2427 329 | 2427 329 | 2427 329 |

★ Indicates use as required.

⊠ Indicates parts not listed in any previous parts book.

* Indicates change or addition.

Numerals in parentheses () refer to notes.

Page 8-43

Prices and specifications subject to change without notice.

March 15, 1965 Supersedes March 16, 1964.

Printed in U.S.A.

1964 PASSENGER CAR PARTS CATALOG

ELECTRICAL

| CODE | PART NAME AND DESCRIPTION | CYL. | PER CAR | VALIANT DART | PLYMOUTH DODGE | CHRYSLER IMPERIAL |
|------------------------------|---|------|---------|--------------|----------------|-------------------|
| 8-20-0 CIGAR LIGHTER | | | | | | |
| 8-20-3 | CIRCUIT BREAKER, Thermal, Manual Reset, Rear Compartment, VC2, VC3 Sub., VC3 4 D. H.T. w/ Bucket Seat | 8 | 1 | ----- | ----- | 1887 222 |
| | Rear Quarter Panel Arm Rest, 2 D. H.T. and Cv. Cp., VY1 | 8 | 2 | ----- | ----- | 1887 222 |
| | Rear Door Arm Rest, 4 D. H.T., VY1 | 8 | 2 | ----- | ----- | 1887 222 |
| 8-20-8 | KNOB, Instrument Panel Cigar Lighter, VV1, VV2, VA3, VC1, VC2, VC3 | | 1 | 2291 289 | 2426 397 | 2257 952 |
| | VL1, VL2, VP1, VP2, VD1, VD2, VY1 | | 1 | 2290 399 | 2290 188 | 2290 188 |
| | Rear Compartment, VC2, VC3 Sub., VC3 4 D. H.T. w/ Bucket Seat | 8 | 1 | ----- | ----- | 2257 952 |
| | Rear Door, 4 D. H.T., VC3 Luxury | 8 | 2 | ----- | ----- | 2257 952 |
| | Rear Compartment, VC3 4 D., VC3 4 D. H.T. except VC3 Luxury and w/o Bucket Seat | 8 | 1 | ----- | ----- | 2290 188 |
| | Rear Door Arm Rest, 4 D. H.T., VY1 | 8 | 2 | ----- | ----- | 2290 188 |
| | Rear Quarter Panel Arm Rest, 2 D. H.T. and Cv. Cp., VY1 | 8 | 2 | ----- | ----- | 2290 188 |
| 8-20-9 | ELEMENT, Instrument Panel Cigar Lighter Heat. Rear Compartment, VC2, VC3 except VC3 Luxury | 8 | 1 | 1688 326 | 1688 326 | 1688 326 |
| | Rear Door, 4 D. H.T., VC3 Luxury | 8 | 2 | ----- | ----- | 1688 326 |
| | Rear Door Arm Rest, 4 D. H.T., VY1 | 8 | 2 | ----- | ----- | 1688 326 |
| | Rear Quarter Panel Arm Rest, 2 D. H.T. and Cv. Cp., VY1 | 8 | 2 | ----- | ----- | 1688 326 |
| 8-20-10 | SHELL and CLAMP, Instrument Panel Cigar Lighter, Cuno | | 1 | 2096 597 | 2096 599 | 2096 599 |
| | VP1, VP2, VD1, VD2, Casco | | 1 | 2496 564 | 2496 562 | 2496 562 |
| | VA3, Casco | 8 | 1 | ----- | 2496 563 | ----- |
| | Rear Compartment, VC2 w/ Console, Cuno | 8 | 1 | ----- | ----- | 2198 192 |
| | Rear Compartment, VC2 w/o Console, VC3 except VC3 Luxury, Cuno | 8 | 1 | ----- | ----- | 2096 599 |
| | Rear Compartment, VC2, VC3 except VC3 Luxury, Casco | 8 | 1 | ----- | ----- | 2496 562 |
| | Rear Door, 4 D. H.T., VC3 Luxury, Casco | 8 | 2 | ----- | ----- | 2496 562 |
| | Rear Door, 4 D. H.T., VC3 Luxury, Cuno | 8 | 2 | ----- | ----- | 2198 192 |
| | Rear Door Arm Rest, 4 D. H.T., VY1, Cuno | 8 | 2 | ----- | ----- | 2198 192 |
| | Rear Door Arm Rest, 4 D. H.T., VY1, Casco | 8 | 2 | ----- | ----- | 2496 562 |
| | Rear Quarter Panel Arm Rest, 2 D. H.T. and Cv. Cp., VY1, Cuno | 8 | 2 | ----- | ----- | 2198 192 |
| | Rear Quarter Panel Arm Rest, 2 D. H.T. and Cv. Cp., VY1, Casco | 8 | 2 | ----- | ----- | 2496 562 |
| 8-20-16 | BEZEL, Instrument Panel Cigar Lighter. VV1, VV2, VA3 | | 1 | 1887 600 | 1887 787 | ----- |
| | VL1, VL2 | | 1 | 2291 062 | ----- | ----- |
| | Front Seat, except 4 D., VC2, VC3 | 8 | 1 | ----- | ----- | 2080 996 |
| 8-21-0 TERMINAL BLOCK | | | | | | |
| 8-21-1 | BLOCK, Terminal, except Sta. Wgn., w/426 cu.in. Eng., Hemispherical, VP2, VD2 | 8 | 1 | ----- | E2580 465 | ----- |

★ Indicates use as required.

Numerals in parentheses () refer to notes.

Printed in U.S.A.

⊠ Indicates parts not listed in any previous parts book.

Prices and specifications subject to change without notice.

March 15, 1965 Supersedes March 16, 1964.

Page 8-44

* Indicates change or addition.

8-27-0 IGNITION DISTRIBUTOR

2875

| 8-27-1 DISTRIBUTOR, Assembly | | | | | | |
|--|------|----------------------|--------|-------------------|--|---|
| Models | Cyl. | Eng. (cu. in.) | Trans. | Breaker Points | Distributor Identification Stamped | Replace- ment Assy's (Partial)(Less Rotor and Cap) |
| VV1, VL1 | 6 | 170 | Manual | Single | 2444 255 | 2444 367 |
| VV1, VL1 | 6 | 170 | Auto. | Single | 2444 256 | 2444 368 |
| VV1, VL1, VP1, VD1 | 6 | 225 | All | Single | 2444 254 | 2444 326 |
| VV2, VL2 | 8 | 273 | Std. | Single | 2444 448 | 2444 450 |
| VV2, VL2 | 8 | 273 | Auto. | Single | 2444 449 | 2444 451 |
| VP2, VD2 | 8 | 318 | Manual | Single | 2444 258 | 2444 328 |
| VP2, VD2 | 8 | 318 | Auto. | Single | 2444 259 | 2444 329 |
| VP2, VD2, VA3, w/2 Barrel Carburetor | 8 | 361 and 383 | All | Single | 2444 261 | 2444 332 |
| VP2, VD2, w/Power Pack and Police, w/1-4 Barrel Carburetor | 8 | 383 | All | Double | 2444 358 IBS-4006J | 2444 360 IBS-4006JS |
| VP2, VD2, w/2-4 Barrel Carburetor | 8 | 426 Max. Perf. | All | Double | 2444 272 IBB-4202A | 2444 335 IBB-4202AS |
| VP2, VD2, w/1-4 Barrel Carburetor | 8 | 426 Std. | All | Double | 2444 247 IBS-4011E | *2444 333 IBS-4011ES |
| VP2, VD2, w/2-4 Barrel Carburetor | 8 | 426 Hemispherical | All | Double | 2444 814 IBB-4204 | *2444 851 IBB-4204S |
| VD2-P, w/2 Barrel Carburetor VA3, VC1, Police, VC2 w/Power Pack, VC2-300K w/o Ram Manifold, w/1-4 Barrel Carburetor | 8 | 383 | All | Single | 2444 261 | 2444 332 |
| | 8 | 413 | All | Double | 2444 361 IBS-4011C | 2444 363 IBS-4011CS |
| VC1, w/2 Barrel Carburetor | 8 | 361 | All | Single | 2444 261 | 2444 332 |
| VC2, w/2 Barrel Carburetor | 8 | 383 | All | Single | 2444 261 | 2444 332 |
| VC2-300K, w/Ram Manifold, w/2-4 Barrel Carburetor | 8 | 413 | All | Double | 2444 364 IBS-4011D | 2444 366 IBS-4011DS |
| VC3, VY1, w/1-4 Barrel Carburetor | 8 | 413 | Auto. | Single | 2444 263 | 2444 334 |

* Indicates use as required.

☐ Indicates parts not listed in any previous parts book.

* Indicates change or addition.

Numerals in parentheses () refer to notes.

Printed in U.S.A.

Prices and specifications subject to change without notice.

1964 PASSENGER CAR PARTS CATALOG

ELECTRICAL

| CODE | PART NAME AND DESCRIPTION | CYL | PER CAR | VALIANT DART | PLYMOUTH DODGE | CHRYSLER IMPERIAL |
|---|--|-----|---------|--------------|----------------|-------------------|
| 8-27-0 IGNITION DISTRIBUTOR - Cont'd | | | | | | |
| 8-27-61 | CAP, Rotor and Cable Package | 6 | 1 | 2448 273 | 2448 273 | |
| 8-27-259 | SPACER, Cam | | 1 | 1889 996 | 1889 996 | 1889 996 |
| 8-27-320 | TUBE, Carburetor to Distributor Vacuum Control | | 1 | 2264 962 | 2264 962 | 2264 962 |

8-27-0 IGNITION DISTRIBUTOR COMPONENT PARTS

FOR MODEL APPLICATION SEE CODE 8-27-1

| | | DISTRIBUTOR ASSEMBLIES | | | |
|---|--|------------------------|----------|----------|----------|
| DISTRIBUTION IDENTIFICATION STAMPED | | 2444 254 | 2444 258 | 2444 259 | 2444 261 |
| REPLACEMENT ASSY'S (PARTIAL) (LESS CAP AND ROTOR) | | 2444 326 | 2444 328 | 2444 329 | 2444 332 |

| CODE | REMARKS | | | | |
|----------|--|-----------|----------|----------|----------|
| 8-27-4 | GASKET, Distributor Mounting Oil Retaining | 2095 630 | 1326 836 | 1326 836 | 1326 836 |
| | GASKET, Distributor Mounting to Cylinder Block | 2095 740 | ---- | ---- | ---- |
| 8-27-26 | CLAMP | ---- | 1947 612 | 1947 612 | 1947 613 |
| 8-27-27 | SCREW and WASHER, Clamp | ---- | 1675 958 | 1675 958 | ---- |
| 8-27-71 | CAP | 2098 765 | 1838 514 | 1838 514 | 1838 514 |
| 8-27-76 | SPRING, Cap Attaching | 1838 508 | 1838 508 | 1838 508 | 1838 508 |
| 8-27-100 | OILER | 953 717 | 953 717 | 953 717 | ---- |
| 8-27-133 | BEARING and THRUST WASHER PACKAGE, Drive Shaft | *2275 229 | 2275 229 | 2275 229 | 2275 229 |
| 8-27-137 | COLLAR and PIN PACKAGE, Drive Shaft | ---- | 2084 448 | 2084 448 | 2084 448 |
| 8-27-138 | PLATE, Breaker | 2095 922 | 2095 922 | 2095 922 | 2095 922 |
| 8-27-158 | CONTACT SET | 2098 244 | 2098 244 | 2098 244 | 2098 244 |
| 8-27-190 | CONDENSER | 2098 058 | 2098 058 | 2098 058 | 2098 058 |
| 8-27-205 | LEAD, Primary | 2444 249 | 2444 282 | 2444 282 | 2444 282 |
| 8-27-250 | SHAFT, GOVERNOR and CAM. | 2098 673 | 2444 404 | 1889 683 | 2098 189 |
| | PIN, Shaft | 9414 181 | 9414 181 | 9414 181 | 9414 181 |
| 8-27-278 | WEIGHT PACKAGE, Governor | 1881 945 | 1881 945 | 1881 945 | 1881 955 |
| 8-27-279 | SPRING SET, Governor Weight | 2448 260 | 2525 251 | 1881 946 | 2298 765 |
| 8-27-292 | CAM and STOP PLATE | 2095 274 | 2095 741 | 1889 320 | 2098 190 |
| 8-27-297 | FELT DISC and SNAP RING PACKAGE | 1879 607 | 1879 607 | 1879 607 | 1879 607 |
| 8-27-300 | ROTOR | 2098 770 | 1838 516 | 1838 516 | 1838 516 |
| 8-27-308 | CONTROL, Vacuum | 2098 209 | 2444 398 | 2444 398 | 2098 192 |
| 8-27-352 | GEAR and PIN PACKAGE, Drive | 2084 653 | ---- | ---- | ---- |

* Indicates use as required. Numerals in parentheses () refer to notes. Printed in U.S.A.
 □ Indicates parts not listed in any previous parts book. Prices and specifications subject to change without notice.
 March 15, 1965 Supersedes March 16, 1964. Page 8-46 * Indicates change or addition.

8-27-0 IGNITION DISTRIBUTOR COMPONENT PARTS - Cont'd

FOR MODEL APPLICATION SEE CODE 8-27-1

| | | DISTRIBUTOR ASSEMBLIES | | | |
|---|---|---|-------------------------------|---|---|
| DISTRIBUTOR IDENTIFICATION STAMPED REPLACEMENT ASSY'S (PARTIAL) (LESS CAP AND ROTOR) | | 2444 247 IBS-4011E 2444 333 IBS-4011ES | 2444 263 2444 334 | 2444 272 IBB-4202A 2444 335 IBB-4202AS | 2444 358 IBS-4006J 2444 360 IBS-4006JS |
| CODE | REMARKS | DISTRIBUTOR ASSEMBLIES | | | |
| 8-27-4 | GASKET, Distributor Mounting Oil Retaining . . . | 1326 836 | 1326 836 | 1326 836 | 1326 836 |
| 8-27-11 | GEAR and PIN PACKAGE, Tachometer Drive . . . | 2084 869 | ---- | ---- | ---- |
| 8-27-18 | FOLLOWER GEAR PACKAGE, Tachometer | 2084 870 | ---- | ---- | ---- |
| 8-27-26 | CLAMP | 2406 143 | 1947 613 | 2406 143 | 1947 613 |
| 8-27-71 | CAP | 1658 534 | 1838 514 | 1658 534 | 1658 534 |
| 8-27-76 | SPRING, Cap Attaching | ---- | 1838 508 | ---- | ---- |
| 8-27-77 | SPRING and HINGE PACKAGE, Cap Clamp | 1879 606 | ---- | 2084 303 | 1879 606 |
| 8-27-85 | CONTACT and SPRING PACKAGE, Cap Plunger | 2084 655 | ---- | 2084 655 | 2084 655 |
| 8-27-100 | OILER | 1879 391 | ---- | 953 717 | 953 717 |
| 8-27-114 | BEARING, Ball | * 623 207 | ---- | ---- | ---- |
| 8-27-133 | BEARING PACKAGE, Drive Shaft BEARING and THRUST WASHER PACKAGE, Drive Shaft | 2084 867 | ---- | 1879 596 | 1879 596 |
| 8-27-137 | COLLAR and PIN PACKAGE, Drive Shaft | ---- | 2275 229 | ---- | ---- |
| 8-27-137 | COLLAR and PIN PACKAGE, Drive Shaft | ---- | 2084 448 | ---- | ---- |
| 8-27-138 | PLATE, Breaker | 2525 638 | 2095 922 | 2525 640 | 2525 638 |
| 8-27-158 | CONTACT SET CONTACT SET (2 req.) | ---- | 2098 244 | ---- | ---- |
| 8-27-158 | CONTACT SET CONTACT SET (2 req.) | 2421 173 | ---- | *2421 849 | 2421 173 |
| 8-27-190 | CONDENSER | 1818 757 | 2098 058 | 1818 757 | 1818 757 |
| 8-27-205 | LEAD Primary | 2525 639 | 2444 282 | 2525 639 | 2525 639 |
| 8-27-250 | SHAFT, Drive SHAFT, Governor and Cam PIN | 2448 289 ----- 9414 181 | ----- 2095 648 9414 181 | 2448 251 ----- 9414 181 | 2525 648 ----- 9414 181 |
| 8-27-278 | WEIGHT PACKAGE, Governor | 1881 746 | 1881 955 | 1881 746 | 1881 746 |
| 8-27-279 | SPRING SET, Governor Weight | 2525 266 | 1881 956 | 2448 250 | 2084 866 |
| 8-27-292 | CAM and STOP PLATE | ---- | 1889 709 | 2448 805 | ---- |
| 8-27-297 | FELT DISC and SNAP RING PACKAGE, Cam Sleeve | 1879 607 | 1879 607 | 1879 607 | 1879 607 |
| 8-27-300 | ROTOR | 1658 535 | 1838 516 | 1658 535 | 1658 535 |
| 8-27-308 | CHAMBER PACKAGE, Vacuum CONTROL, Vacuum | 2084 868 ----- | ----- 2098 734 | ----- ----- | 2084 868 ----- |
| 8-27-315 | PLUG and GASKET PACKAGE, Vacuum Chamber | 2299 319 | ---- | ---- | 2299 319 |
| 8-27-316 | SPRING and WASHER PACKAGE, Vacuum Chamber | 1881 758 | ---- | ---- | 1881 766 |

* Indicates use as required.

Numbers in parentheses () refer to notes.

Printed in U.S.A.

☐ Indicates parts not listed in any previous parts book.

Prices and specifications subject to change without notice.

* Indicates change or addition.

Page 8-47

March 15, 1965 Supersedes March 16, 1964.

8-27-0 IGNITION DISTRIBUTOR COMPONENT PARTS - Cont'd

FOR MODEL APPLICATION SEE CODE 8-27-1

DISTRIBUTOR ASSEMBLIES

| | | | | |
|---|------------------------|------------------------|----------|----------|
| DISTRIBUTION IDENTIFICATION STAMPED | 2444 361 IBS-4011C | 2444 364 IBS-4011D | 2444 255 | 2444 256 |
| REPLACEMENT ASSY'S (PARTIAL) (LESS CAP AND ROTOR) | 2444 363 IBS-4011CS | 2444 366 IBS-4011DS | 2444 367 | 2444 368 |

| CODE | REMARKS | DISTRIBUTOR ASSEMBLIES | | | |
|----------|--|------------------------|-----------|-----------|-----------|
| 8-27-4 | GASKET, Distributor Mounting Oil Retaining . . . | 1326 836 | 1326 836 | 2095 630 | 2095 630 |
| | GASKET, Distributor Mounting to Cylinder Block . | ---- | ---- | 2095 740 | 2095 740 |
| 8-27-11 | GEAR and PIN PACKAGE, Tachometer Drive . . . | 2084 869 | 2084 869 | ---- | ---- |
| 8-27-18 | FOLLOWER GEAR PACKAGE, Tachometer | 2084 870 | 2084 870 | | |
| 8-27-26 | CLAMP | 1947 613 | 1947 613 | ---- | ---- |
| 8-27-27 | SCREW and WASHER, Clamp | 6022 185 | 6022 185 | ---- | ---- |
| 8-27-71 | CAP | 1358 534 | 1658 534 | 2098 765 | 2098 765 |
| 8-27-76 | SPRING, Cap Attaching | ---- | ---- | 1838 508 | 1838 508 |
| 8-27-77 | SPRING and HINGE PACKAGE, Clamp | 1879 606 | 1879 606 | ---- | ---- |
| 8-27-85 | CONTACT and SPRING PACKAGE, Cap Plunger. . | 2084 355 | 2084 655 | ---- | ---- |
| 8-27-100 | OILER | 1879 391 | 1879 391 | 953 717 | 953 717 |
| 8-27-114 | BEARING, Ball | * 623 207 | * 623 207 | ---- | ---- |
| 8-27-133 | BEARING PACKAGE, Drive Shaft | 2084 867 | 2084 867 | ---- | ---- |
| | BEARING and THRUST WASHER PACKAGE, Shaft | ---- | ---- | *2275 229 | *2275 229 |
| 8-27-138 | PLATE, Breaker | 2525 638 | 2525 638 | 2095 922 | 2095 922 |
| 8-27-158 | CONTACT SET | ---- | ---- | 2098 244 | 2098 244 |
| | CONTACT SET (2 req.) | 2421 173 | 2421 173 | ---- | ---- |
| 8-27-190 | CONDENSER | 1818 757 | 1818 757 | 2098 058 | 2098 058 |
| 8-27-205 | LEAD, Primary | 2525 639 | 2525 639 | 2444 249 | 2444 249 |
| 8-27-250 | SHAFT, Drive | 2448 289 | 2448 289 | ---- | ---- |
| | SHAFT, Governor and Cam, Drive | ---- | ---- | 2098 663 | 2098 519 |
| | PIN, Drive Shaft | 9414 181 | 9414 181 | 9414 181 | 9414 181 |
| 8-27-278 | WEIGHT PACKAGE, Governor | 1881 746 | 1881 746 | 1881 945 | 1881 945 |
| 8-27-279 | SPRING SET, Governor Weight | 2084 866 | 2448 634 | 2448 259 | 2421 473 |
| 8-27-292 | CAM and STOP PLATE | ---- | ---- | 2098 175 | 2098 175 |
| 8-27-297 | FELT DISC and SNAP RING PACKAGE, Cam Sleeve | 1879 607 | 1879 607 | 1879 607 | 1879 607 |
| 8-27-300 | ROTOR | 1658 535 | 1658 535 | 2098 770 | 2098 770 |
| 8-27-308 | CHAMBER PACKAGE, Vacuum | 2084 868 | 2084 868 | ---- | ---- |
| | CONTROL, Vacuum | ---- | ---- | 2444 101 | 2098 664 |
| 8-27-315 | PLUG and GASKET PACKAGE, Vacuum Chamber. | 2299 319 | 2299 319 | ---- | ---- |
| 8-27-316 | SPRING and WASHER PACKAGE, Vacuum Chamber | 1881 766 | 1881 758 | ---- | ---- |
| 8-27-352 | GEAR and PIN PACKAGE, Drive | ---- | ---- | 2084 653 | 2084 653 |

★ Indicates use as required. Numerals in parentheses () refer to notes. Printed in U.S.A.
 ☐ Indicates parts not listed in any previous parts book. Prices and specifications subject to change without notice.
 March 15, 1965 Supersedes March 18, 1964. Page 8-48 ** Indicates change or addition.

8-27-0 IGNITION DISTRIBUTOR COMPONENT PARTS - Cont'd

FOR MODEL APPLICATION SEE CODE 8-27-1

| DISTRIBUTION IDENTIFICATION STAMPED | | 2444 448 | 2444 449 | *2444 814 IBB-4204 |
|---|---|------------------------|----------------------|------------------------|
| REPLACEMENT ASSY'S (PARTIAL) (LESS CAP AND ROTOR) | | 2444 450 | 2444 451 | *2444 851 IBB-4204S |
| CODE | REMARKS | DISTRIBUTOR ASSEMBLIES | | |
| 8-27-4 | GASKET, Distributor Mounting Oil Retaining | 1326 836 | 1326 836 | *1326 836 |
| 8-27-26 | CLAMP | 1947 612 | 1947 812 | *2406 143 |
| 8-27-27 | SCREW and WASHER, Clamp | 1675 958 | 1675 958 | ---- |
| 8-27-71 | CAP | 1838 514 | B2444 507 | *2585 000 |
| 8-27-76 | SPRING, Cap Attaching | 1838 508 | 1838 508 | ---- |
| 8-27-77 | SPRING and HINGE PACKAGE, Clamp | ---- | ---- | *2084 303 |
| 8-27-85 | CONTACT and SPRING PACKAGE, Cap Plunger . . | ---- | ---- | *2084 655 |
| 8-27-93 | WICK, Drive Shaft Oiler Felt | ---- | ---- | *1479 105 |
| 8-27-100 | OILER | 953 717 | 953 717 | * 953 717 |
| 8-27-133 | BEARING and THRUST WASHER PACKAGE, Drive Shaft | 2275 229 | 2275 229 | *1879 596 |
| 8-27-137 | COLLAR and PIN PACKAGE, Drive Shaft | 2084 448 | 2084 448 | ---- |
| 8-27-138 | PLATE, Breaker | 2095 922 | 2095 922 | *2584 993 |
| 8-27-151 | BRACKET, Breaker Plate | ---- | ---- | *1345 582 |
| 8-27-158 | CONTACT SET CONTACT SET (2 req.) | 2098 244 ---- | 2098 244 ---- | ---- *2584 963 |
| 8-27-190 | CONDENSER | 2098 058 | 2098 058 | ---- |
| 8-27-205 | LEAD, Primary | 2444 282 | 2444 282 | *2584 996 |
| 8-27-231 | COVER, Terminal Slot | ---- | ---- | *1267 367 |
| 8-27-250 | SHAFT, Governor and Cam, Drive PIN | 2444 457 9414 181 | 2444 458 9414 181 | *2584 995 ---- |
| 8-27-259 | SPACER, Cam | ---- | *1889 996 | * 859 903 |
| 8-27-278 | WEIGHT PACKAGE, Governor | 1881 945 | 1881 945 | *1881 746 |
| 8-27-279 | SPRING SET, Governor Weight | 2525 538 | 2448 258 | *2084 301 |
| 8-27-292 | CAM and STOP PLATE | 2095 741 | 1889 320 | *2584 994 |
| 8-27-297 | FELT DISC and SNAP RING PACKAGE, Cam Sleeve | 1879 607 | 1879 607 | *1879 607 |
| 8-27-300 | ROTOR | 1838 516 | 1838 516 | *1658 535 |
| 8-27-308 | CONTROL, Vacuum | 2444 456 | 2444 456 | ---- |

★ Indicates use as required.

B Indicates parts not listed in any previous parts book.

• Indicates change or addition.

Numerals in parentheses () refer to notes.

Prices and specifications subject to change without notice.

March 15, 1965 Supersedes March 16, 1964.

8-28-0 ALTERNATOR

NOTE: For Component Parts of Alternators see Part Type Code 8-29-0. Where Component Parts of a listed Alternator are not shown please order by description. Production Assemblies w/o Pulley are for Identification purposes only. Order Service Alternators w/Pulley.

NOTE: Higher Ampere Leece-Neville Alternators and Alternator Regulators are used on some 1964 Vehicles. Chrysler Parts do not stock Complete Replacement Assemblies or Repair Parts for Leece-Neville Units. When Complete Alternator or Alternator Regulator Assemblies or Repair Parts are required, they should be ordered by Description, Direct from the nearest Leece-Neville Distributor or Leece-Neville, 1374 E. 51st Street, Cleveland, Ohio. Attaching Parts such as Bracket, Straps and Belts are available through your usual Chrysler Parts Source.

| CODE | REMARKS | Alternator w/o Pulley | Pulley No. | Amp. | Alternator w/Pulley |
|--------|--|-----------------------|------------|---------|---------------------|
| 8-28-3 | All | *2098 525 | *2095 430 | S 35 | *2098 830 |
| | VP2, VD2, w/426 cu.in. Eng., w/3-1/2" Pulley | 2098 525 | 2095 662 | D 35 | 2098 830 |
| | All | *2098 535 | *2095 430 | S 40-46 | *2098 850 |
| | VV2, VL2, VP2, VD2, VA3, VC1, VC2, VC3, VY1, w/Air Conditioning, w/3" Pulley | *2098 535 | *2095 059 | D 40-46 | *2098 850 |

NOTE: Letters "S" and "D" in Pulley Margin represent Single Groove and Double Groove.

| CODE | PART NAME AND DESCRIPTION | CY L | PER CAR | VALIANT DART | PLYMOUTH DODGE | CHRYSLER IMPERIAL |
|---------|---|------|---------|--------------|----------------|-------------------|
| 8-28-14 | SPACER, Alternator Adjusting Strap, to Water Pump Housing, w/o Air Conditioning, w/High Performance | 8 | 1 | ----- | 2206 450 | 2206 450 |
| 8-28-15 | STRAP, Alternator Adjusting | 8 | 1 | 2202 767 | 2202 767 | |
| | w/o Air Conditioning | 8 | 1 | 2202 942 | | |
| | w/Air Conditioning | 8 | 1 | 2463 127 | | |
| | w/Air Conditioning, Alternator Mounting Bracket to Water Pump Body | 8 | 1 | 2468 824 | | |
| | w/318 cu. in. Eng., VP2, VD2 | 8 | 1 | ----- | 2202 942 | |
| | w/318 cu. in. Eng., w/o Air Conditioning, w/Leece-Neville Alternator, VP2, VD2 | 8 | 1 | ----- | 2264 518 | |
| | w/Air Conditioning, Field Installation, VP2, VD2, except 318 cu. in. Eng., VA3 | 8 | 1 | ----- | 1999 184 | 1999 184 |
| | w/o Air Conditioning, VP2, VD2, except 318 cu. in. Eng., VA3, VC1, VC2, VC3 | 8 | 1 | ----- | 2206 446 | 2206 446 |
| | w/Air Conditioning, VP2 w/361 and 393 cu. in. Eng., VD2 w/383 cu. in. Eng. | 8 | 1 | ----- | 2129 060 | |
| | w/o Air Conditioning, w/Leece-Neville Alternator, VP2 w/361 and 383 cu. in. Eng., VD2 w/361 and 383 cu. in. Eng., VA3 Police w/361 and 383 cu. in. Eng., VC1 Police w/361 cu.in. Eng. | 8 | 1 | ----- | 2206 348 | 2206 348 |
| | w/o Air Conditioning, w/426 cu. in. Eng., Two-4 Barrel Carburetors, VP2, VD2 | 8 | 1 | ----- | 2402 297 | |
| | w/Air Conditioning, w/Auto. Trans., VA3 | 8 | 1 | ----- | 2129 060 | 2129 060 |
| | w/o Air Conditioning, w/Leece-Neville Alternator, w/413 cu. in. Eng., VA3, VC1, Police | 8 | 1 | ----- | 2268 928 | 2268 928 |
| | w/o Air Conditioning, VY1. | 8 | 1 | ----- | ----- | 2206 447 |
| 8-28-19 | SCREW, Water Pump Body Alternator Adjusting Strap, w/318 cu. in. Eng., VP2, VD2 | 8 | 1 | ----- | 2206 300 | |
| 8-28-36 | BRACKET, Alternator and Coil Mounting | 6 | 1 | 2465 166 | 2465 166 | |
| | Used w/Leece-Neville Alternator | 6 | 1 | 2406 526 | 2406 526 | |
| | w/o Air Conditioning | 8 | 1 | 2463 390 | | |
| | w/Air Conditioning | 8 | 1 | 2468 823 | | |

★ Indicates use as required. Numerals in parentheses () refer to notes. Printed in U.S.A.
 ☐ Indicates parts not listed in any previous parts book. Prices and specifications subject to change without notice.
 March 15, 1965 Supersedes March 16, 1964. Page 8-50 * Indicates change or addition.

| CODE | PART NAME AND DESCRIPTION | CYL | PER CAR | VALIANT DART | PLYMOUTH DODGE | CHRYSLER IMPERIAL |
|-----------------------------------|---|-----|---------|--------------|----------------|-------------------|
| 8-28-0 ALTERNATOR - Cont'd | | | | | | |
| 8-28-36 | BRACKET - Cont'd | | | | | |
| | w/318 cu. in. Eng., VP2, VD2 | 8 | 1 | ---- | 2463 390 | |
| | w/318 cu. in. Eng., w/o Air Conditioning, w/Leece-Neville Alternator, VP2, VD2 | 8 | 1 | ---- | 2264 523 | |
| | w/o Air Conditioning, VP2, VD2, except 318 cu. in. Eng., VA3 | 8 | 1 | ---- | 2206 445 | 2206 445 |
| | w/Air Conditioning, Field Installation, VP2, VD2, except 318 cu.in. Eng., VA3 | 8 | 1 | ---- | 2129 156 | 2129 156 |
| | w/Air Conditioning, VP2 w/361 and 383 cu. in. Eng., VD2 w/383 cu. in. Eng. | 8 | 1 | ---- | 2129 154 | |
| | Front, w/o Air Conditioning, w/Leece-Neville Alternator, VP2, VD2, w/361 and 383 cu. in. Eng., VA3 Police w/361 and 383 cu. in.Eng., VC1 Police w/361 cu. in. Eng. | 8 | 1 | ---- | 2206 346 | 2206 346 |
| | w/Spring Anchor, w/o Air Conditioning, w/Leece-Neville Alternator, VP2, VD2 w/361 and 383 cu. in. Eng., VA3 Police, VC1 Police w/361 and 413 cu. in. Eng. | 8 | 1 | ---- | 2206 347 | 2206 347 |
| | w/Air Conditioning, w/Auto. Trans., VA3 | 8 | 1 | ---- | 2129 154 | 2129 154 |
| | Front, w/o Air Conditioning, w/Leece-Neville Alternator, w/413 cu.in.Eng., VA3, VC1, Police | 8 | 1 | ---- | 2268 927 | 2268 927 |
| 8-28-74 | REGULATOR, Alternator Voltage | | 1 | 2098 300 | 2098 300 | 2098 300 |
| 8-28-88 | SCREW and WASHER, Alternator Regulator Terminal, w/Leece-Neville Alternator | | * | 1779 986 | 1779 986 | 1779 986 |
| 8-28-292 | SPACER, Alternator to Cylinder Head, w/o Air Conditioning, VP2, VD2, except 318 and 426 cu. in. Eng., VA3 | 8 | 1 | ---- | *2206 448 | *2206 448 |
| | SPACER, Alternator to Cylinder Head, w/o Air Conditioning, w/426 cu.in. Eng., Std., Maximum Performance, VP2, VD2 | 8 | 1 | ---- | *2206 448 | |
| | SPACER, Alternator to Cylinder Head, w/o Air Conditioning, w/426 cu.in. Eng., Hemispherical, VP2, VD2 | 8 | 1 | ---- | B6024 613 | |
| | SPACER, Alternator to Alternator, w/Air Conditioning, VP2, VD2, except 318 cu.in. Eng., VA3 | 8 | 1 | ---- | 2206 449 | 2206 449 |

8-29-0 ALTERNATOR COMPONENT PARTS

FOR MODEL APPLICATION SEE CODE 8-28-3.

ALTERNATOR ASSEMBLIES

| | | | |
|------------------------|----------|----------|----------|
| Alternator, w/o Pulley | 2098 525 | 2098 530 | 2098 535 |
| Alternator, w/Pulley | 2098 830 | 2098 835 | 2098 850 |

ALTERNATOR COMPONENT PARTS
REMARKS

| CODE | PART NAME AND DESCRIPTION | VALIANT DART | PLYMOUTH DODGE | CHRYSLER IMPERIAL |
|---------|---|--------------|----------------|-------------------|
| 8-29-17 | BRUSH, WATER and TERMINAL PACKAGE | 2084 673 | 2084 673 | 2084 673 |
| 8-29-42 | HOLDER, Brush | 2095 038 | 2095 038 | 2095 038 |
| 8-29-97 | ROTOR | B2585 175 | B2098 232 | B2585 175 |
| 8-29-98 | STATOR | 2095 427 | 2095 427 | 2095 427 |

★ Indicates use as required. Numerals in parentheses () refer to notes. Printed in U.S.A.
 B Indicates parts not listed in any previous parts book. Prices and specifications subject to change without notice.
 * Indicates change or addition. Page 8-51 March 15, 1965 Supersedes March 16, 1964.

8-29-0 ALTERNATOR COMPONENT PARTS - Cont'd

FOR MODEL APPLICATION SEE CODE 8-28-3

ALTERNATOR ASSEMBLIES

| | | | |
|------------------------|----------|----------|----------|
| Alternator, w/o Pulley | 2098 525 | 2098 530 | 2098 535 |
| Alternator, w/Pulley | 2098 830 | 2098 835 | 2098 850 |

ALTERNATOR COMPONENT PARTS
REMARKS

| CODE | REMARKS | | | |
|----------|--|-----------|-----------|-----------|
| 8-29-99 | RETAINER, WASHER and SLIP RING PACKAGE, Rotor Grease . . | E2586 512 | E2586 512 | E2586 512 |
| 8-29-129 | CAPACITOR and INSULATOR PACKAGE | 2421 137 | 2421 137 | 2421 137 |
| 8-29-130 | SCREW, Capacitor Ground | 6022 381 | 6022 381 | 6022 381 |
| 8-29-131 | RECTIFIER, Positive | 2098 288 | 2098 288 | 2098 288 |
| | RECTIFIER, Negative | 2098 287 | 2098 287 | 2098 287 |
| 8-29-132 | SHIELD, Rectifier End | 2098 646 | 2098 646 | 2098 646 |
| 8-29-133 | BEARING, Rectifier End Shield | 2098 512 | 2098 512 | 2098 512 |
| 8-29-134 | INSERT, Rectifier End Mounting | 2095 052 | 2095 052 | 2095 052 |
| 8-29-135 | HEAT SINK, Rectifier | 2095 925 | 2095 925 | 2095 925 |
| 8-29-145 | SPACER PACKAGE, Heat Sink | 2421 138 | 2421 138 | 2421 138 |
| 8-29-153 | SHIELD, Drive End | 2095 945 | 2095 945 | 2095 945 |
| 8-29-154 | BEARING, Drive End Shield | 2098 478 | 2098 478 | 2098 478 |
| 8-29-155 | PLATE, Drive End Bearing Retainer | 2095 012 | 2095 012 | 2095 012 |
| 8-29-194 | SCREW, Field Terminal Mounting | 6023 112 | 6023 112 | 6023 112 |
| | SCREW, Brush Mounting | 6023 112 | 6023 112 | 6023 112 |
| 8-29-208 | SCREW, Frame | *2098 633 | *2098 633 | *2098 633 |

| CODE | PART NAME AND DESCRIPTION | C Y L | PER CAR | VALIANT DART | PLYMOUTH DODGE | CHRYSLER IMPERIAL |
|---|--|-------------|------------|-----------------|-------------------|----------------------|
| 8-31-0 PARKING BRAKE SIGNAL LAMP | | | | | | |
| 8-31-2 | LAMP, VA3 | 8 | 1 | ---- | 2096 526 | |
| 8-31-5 | LENS, BEZEL and HOUSING, VP1, VP2, VD1, VD2, VA3E | | 1 | 2426 179 | 2426 179 | 2426 179 |
| | BEZEL, Dummy, VA3E | 8 | 1 | ---- | 1972 836 | |
| 8-31-10 | SWITCH | | 1 | 2291 852 | 2291 852 | 2291 852 |
| 8-31-11 | BRACKET, Switch Mounting | | 1 | 2291 091 | | |
| | NUT and WASHER | | 1 | 6023 215 | | |
| 8-31-16 | SOCKET, VC1, VC2 | | 1 | 1753 632 | 1753 632 | 1753 632 |
| 8-31-18 | CONTACT, Socket, VA3 | 8 | 1 | ---- | 2256 966 | |

* Indicates use as required.

Numerals in parentheses () refer to notes.

Printed in U.S.A.

⊠ indicates parts not listed in any previous parts book.

Prices and specifications subject to change without notice.

March 15, 1965 Supersedes March 16, 1964.

* Indicates change or addition.

| CODE | PART NAME AND DESCRIPTION | C Y L | PER CAR | VALIANT DART | PLYMOUTH DODGE | CHRYSLER IMPERIAL |
|-----------------------------|---|-------------|------------|-----------------|-------------------|----------------------|
| 8-32-0 HORN | | | | | | |
| 8-32-2 | HORN PACKAGE, Universal, 12 Volt, Low Note, Single Terminal | | 1 | 2421 486 | 2421 486 | 2421 486 |
| | HORN PACKAGE, Universal, 12 Volt, High Note, Single Terminal | | 1 | 2421 487 | 2421 487 | 2421 487 |
| 8-32-15 | BRACKET, Horn Mounting, Auto-Lite | | 2 | 2258 517 | 2258 517 | 2258 517 |
| 8-32-18 | SCREW and WASHER, Horn and Bracket Mounting to Yoke | | 2 | 6023 253 | 6023 253 | 6023 253 |
| 8-33-0 HORN CONTROLS | | | | | | |
| 8-33-4 | RING, Horn, Partial | | 1 | 2265 517 | | |
| | RING, Horn, Partial, Oval Rim, VP1, VP2-L-M-H, VD1-L-M, VD2-L-M, VA3-E | | 1 | ---- | 2405 254 | |
| | BAR, Steering Wheel, w/Partial Horn Ring, VP1, VP2-L, M, H | | 1 | ---- | 2405 255 | |
| | RING, Horn, Full, w/Plastic Wheel, Oval Rim, VP1, VP2 | | 1 | ---- | 2405 262 | |
| | BAR, Steering Wheel Ornament, w/Full Horn Ring, VP1, VP2 | | 1 | ---- | 2405 261 | |
| | BAR and DECAL, Steering Wheel, w/Partial Horn Ring, VD1-L-M, VD2-L-M, VA3-E, w/o Adjustable Tilt Steering Wheel | | 1 | ---- | 2461 963 | |
| | RING, Horn, Full, VP1, VP2, Police, VD1, VD2, VA3, w/o Adjustable Tilt Steering Wheel | | 1 | ---- | 2405 258 | |
| | BAR, w/Full Horn Ring, Police, VP1, VP2 | | 1 | ---- | 2467 827 | |
| | BAR, w/Full Horn Ring, VD1, VD2, VA3, w/o Adjustable Tilt Steering Wheel | | 1 | ---- | 2409 016 | |
| | RING, Horn, Full, w/Plastic Wheel, Oval Rim, w/Adjustable Tilt Steering Wheel, VA3, VC1, VC2, VC3, w/Auto. Trans. and Floor Shift Manual Trans., VY1 | 8 | 1 | ---- | 2405 262 | 2405 262 |
| | BAR, Steering Wheel Ornament, w/Full Horn Ring, w/Adjustable Tilt Steering Wheel, w/Auto. Trans., w/Floor Shift Manual Trans., VA3 | 8 | 1 | ---- | 2405 016 | |
| | RING, Horn, Partial, w/Plastic Wheel, Oval Rim, w/o Adjustable Tilt Steering Wheel, VC1, VC2, VC3 | 8 | 1 | ---- | ---- | 2266 764 |
| | RING, Horn, Full, w/Plastic Wheel, Flat Rim, w/o Adjustable Tilt Steering Wheel, VC1, VC2, VC3 | 8 | 1 | ---- | ---- | 2401 177 |
| | BAR, Horn, w/Plastic Wheel, Two Tone, w/o Adjustable Tilt Steering Wheel, VY1 | 8 | 1 | ---- | ---- | 2405 244 |
| | GROMMET, Horn Bar Locating Pin, w/o Adjustable Tilt Steering Wheel, VY1 | 8 | 1 | ---- | ---- | 2409 772 |
| 8-33-5 | RETAINER, Steering Wheel Ornament, VV1, VV2, Barracuda | | 1 | 2530 256 | | |
| | Horn Ring, VP1, VP2 | | 1 | ---- | 2405 248 | |
| | Steering Wheel Ornament, 2 D., 4 D. and Sta. Wgn., VP1-L, VP2-L | | 1 | ---- | 4010 VB7 | |
| | Steering Wheel Ornament, 2 D., 4 D. and Sta. Wgn., VP1-L, VP2-L | | 1 | ---- | 4010 VR6 | |
| | Steering Wheel Ornament, 2 D., 4 D. and Sta. Wgn., VP1-L, VP2-L | | 1 | ---- | 4010 VT5 | |
| | Steering Wheel Ornament, 2 D., 4 D. and Sta. Wgn., VP1-L, VP2-L | | 1 | ---- | 4010 VX9 | |
| | Horn Ring, VP1, VP2, Police, VD1, VD2, VA3, w/o Adjustable Tilt Steering Wheel | | 1 | ---- | 2405 259 | |
| | Horn Ring, w/Adjustable Tilt Steering Wheel, VA3 | 8 | 1 | ---- | 2405 248 | 2405 248 |

* Indicates use as required.

E Indicates parts not listed in any previous parts book.

* Indicates change or addition.

Numerals in parentheses () refer to notes.

Printed in U.S.A.

Prices and specifications subject to change without notice.

Page 8-53

March 15, 1965 Supersedes March 16, 1964.

1964 PASSENGER CAR PARTS CATALOG

ELECTRICAL

| CODE | PART NAME AND DESCRIPTION | C Y L | PER CAR | VALIANT DART | PLYMOUTH DODGE | CHRYSLER IMPERIAL |
|--------------------------------------|--|-------------|------------|-----------------|-------------------|----------------------|
| 8-33-0 HORN CONTROLS - Cont'd | | | | | | |
| 8-33-5 | RETAINER - Cont'd | | | | | |
| | Steering Wheel Ornament, w/Adjustable Tilt Steering Wheel, VC1, VC2, VC3 | 8 | 1 | ---- | ---- | 2461 985 |
| | Horn Bar, w/o Adjustable Tilt Steering Wheel, VY1 | 8 | 1 | ---- | ---- | 2405 245 |
| 8-33-6 | ORNAMENT, Steering Wheel, VV1, VV2, Barracuda Horn Button, VV1-L, VV2-L | | 1 | 2530 258 | | |
| | Horn Ring, Partial, VV1-H-P, VV2-H-P | | 1 | 2266 209 | | |
| | Horn Button, VV1-L, VV2-L | | 1 | 2266 209 | | |
| | Horn Button, VL1-L, VL2-L, VP1-L, VP2-L | | 1 | 2405 527 | 2405 253 | |
| | Horn Ring, Partial, VL1-H-P, VL2-H-P | | 1 | 2405 527 | | |
| | Steering Wheel Bar, Police, VP1, VP2 | | 1 | ---- | 2467 826 | |
| | Steering Wheel Bar, VD1, VD2, VA3, w/o Adjustable Tilt Steering Wheel | | 1 | ---- | 2405 268 | |
| | Horn Ring, w/o Adjustable Tilt Steering Wheel, VC1, VC2, VC3 | 8 | 1 | ---- | ---- | 2401 179 |
| | Steering Wheel, w/Full Horn Ring, w/Adjustable Tilt Steering Wheel, VC1, VC2, VC3 | 8 | 1 | ---- | ---- | 2461 986 |
| | Steering Wheel, w/Full Horn Ring, w/Adjustable Tilt Steering Wheel, VY1 | 8 | 1 | ---- | ---- | 2461 987 |
| 8-33-12 | DECAL, Steering Wheel Bar, Upper, VD1-L-M, VD2-L-M, VA3-E | | 1 | ---- | 2461 964 | |
| | Lower, VD1-L-M, VD2-L-M, VA3-E | | 1 | ---- | 2461 965 | |
| 8-33-15 | SPRING, Horn Ring Retaining, VP1, VP2 | | 2 | ---- | 2405 241 | |
| | w/Adjustable Tilt Steering Wheel, VA3 | 8 | 2 | ---- | 2405 241 | *2405 241 |
| | Horn Bar, VY1, w/o Adjustable Steering Wheel | 8 | 2 | ---- | ---- | 2405 237 |
| 8-33-19 | BASE, Horn Button Ornament, VV1-L, VV2-L, VL1-L, VL2-L | | 1 | 2266 220 | | |
| 8-33-23 | SPACER, Steering Wheel Ornament, VP1-L, VP2-L | | 1 | 2401 209 | 2409 002 | |
| 8-33-25 | PILOT, Horn Bar, VY1 | 8 | 2 | ---- | ---- | 2405 269 |
| 8-33-39 | BUSHING PACKAGE, Horn Ring Spacer | | 1 | 2240 608 | 2240 608 | 2240 608 |
| 8-33-40 | SCREW, Horn Ring Spacer Bushing | | ★ | 1325 906 | 1325 906 | 1325 906 |
| | SCREW, Horn Ring Retaining Pilot, VP1, VP2 | | 4 | ---- | 1325 906 | |
| 8-33-46 | TERMINAL, Horn Bar, VY1 | 8 | ★ | ---- | ---- | 2405 271 |
| 8-33-47 | INSULATOR, Horn Bar Terminal, VY1 | 8 | 2 | ---- | ---- | 2405 270 |
| 8-33-70 | "O" RING, Steering Wheel Ornament Retainer | | 1 | 6023 346 | | |
| | "O" RING, Steering Wheel Ornament, VP1-L, VP2-L | | 1 | ---- | 6023 250 | |
| 8-33-90 | SWITCH, Horn, Complete, VV1-L, VV2-L, VL1-L, VL2-L, VP1-L, VP2-L | | 1 | 2076 543 | 2076 543 | |
| | w/Horn Ring, Export, VV1-L, VV2-L, VL1-L, VL2-L | | 1 | 1972 391 | | |
| | w/Horn Ring, VV1-H-P, VV2-H-P, VL1-H-P, VL2-H-P, VP1-M-H, VP2-M-H-P, VD1, VD2, VA3 | | 1 | 1972 391 | 1972 391 | 1972 391 |
| 8-33-118 | CONTACT, Horn, w/Adjustable Tilt Steering Wheel, VA3, VC1, VC2, VC3 | 8 | 1 | ---- | 2467 781 | 2467 781 |
| | w/Adjustable Tilt Steering Wheel, VY1 | 8 | 1 | ---- | ---- | 2467 809 |

★ Indicates use as required.

Numerals in parentheses () refer to notes.

Printed in U.S.A.

☐ Indicates parts not listed in any previous parts book.

Prices and specifications subject to change without notice.

March 15, 1965 Supersedes March 16, 1964.

Page 8-54

* Indicates change or addition.

| CODE | PART NAME AND DESCRIPTION | CYL | PER CAR | VALIANT DART | PLYMOUTH DODGE | CHRYSLER IMPERIAL |
|--------------------------------------|---|-----|---------|--------------|----------------|-------------------|
| 8-33-0 HORN CONTROLS - Cont'd | | | | | | |
| 8-33-121 | RING and FEED CABLE, Horn Contact, VP1, VP2, VD1, VD2 | | 1 | *2497 588 | *2497 588 | |
| | w/o Adjustable Tilt Steering Wheel, VA3, VC1, VC2, VC3 | 8 | 1 | ---- | *2497 588 | *2497 588 |
| | w/o Adjustable Tilt Steering Wheel, VY1 | 8 | 1 | ---- | ---- | 2427 124 |
| 8-33-127 | PLUNGER, Horn Contact, w/Adjustable Tilt Steering Wheel, VA3 | 8 | 1 | ---- | 2496 115 | 2496 115 |
| 8-33-164 | RELAY, Horn | | 1 | 2291 436 | 2291 436 | 2291 436 |
| | SCREW, Mounting | | 1 | 6006 120 | 6006 120 | 6006 120 |
| 8-34-0 HEADLAMP | | | | | | |
| 8-34-1 | HEADLAMP, Single, Complete, Left Way Shift, Export | | 2 | 2290 760 | | |
| | HEADLAMP and DOOR PACKAGE, Headlamp, Complete, VV1, VV2 | | 2 | 2421 140 | | |
| | HEADLAMP and DOOR PACKAGE, Headlamp, Complete, VL1, VL2 | | 2 | 2421 141 | | |
| | High-Low Beam, Left Way Shift, Export, VP1, VP2, VD1, VD2, AFTER Approx. Oct. 7th | | 2 | ---- | 2524 529 | |
| | High-Low Beam, Rite Way Shift | | 2 | ---- | *2524 930 | *2524 930 |
| | High Beam, Export, VP1, VP2, VD1, VD2, AFTER Approx. Oct. 7th | | 2 | ---- | 2524 537 | |
| | High Beam | | 2 | ---- | *2524 931 | *2524 931 |
| 8-34-40 | DOOR, Fender Headlamp, VV1, VV2 | | 2 | 2445 946 | | |
| | Fender Headlamp, VL1, VL2 | | 2 | 2276 146 | | |
| | Radiator Grille Headlamp, Right, VP1, VP2 | | 1 | ---- | 2417 042 | |
| | Left, VP1, VP2 | | 1 | ---- | 2417 043 | |
| | Radiator Grille Headlamp, Right, VD1, VD2 | | 1 | ---- | 2417 524 | |
| | Left, VD1, VD2 | | 1 | ---- | 2417 525 | |
| | Fender Headlamp, Right, VD1, VD2 | | 1 | ---- | 2417 068 | |
| | Left, VD1, VD2 | | 1 | ---- | 2417 069 | |
| | BEZEL, Fender Headlamp, Right, VD1, VD2 | | 1 | ---- | 2417 570 | |
| | Left, VD1, VD2 | | 1 | ---- | 2417 571 | |
| | Radiator Grille Headlamp, Inner, Right, VA3 | 8 | 1 | ---- | 2417 972 | |
| | Left, Inner, VA3 | 8 | 1 | ---- | 2417 973 | |
| | Right, Outer, VA3 | 8 | 1 | ---- | 2417 974 | |
| | Left, Outer, VA3 | 8 | 1 | ---- | 2417 975 | |
| | Fender Headlamp, Right, VC1, VC3 | 8 | 1 | ---- | ---- | 2417 270 |
| | Left, VC1, VC3 | 8 | 1 | ---- | ---- | 2417 271 |
| | Right, VC2 | 8 | 1 | ---- | ---- | 2276 464 |
| | Left, VC2 | 8 | 1 | ---- | ---- | 2276 465 |
| | Radiator Grille Headlamp, VY1 | 8 | 2 | ---- | ---- | 2417 447 |
| 8-34-43 | BASE, Headlamp Door, Right, VY1 | 8 | 2 | ---- | ---- | 2417 626 |
| | Left, VY1 | 8 | 2 | ---- | ---- | 2417 627 |
| 8-34-47 | INSERT, Headlamp Door, Right, VC1, VC3 | 8 | 1 | ---- | ---- | 2417 272 |
| | Left, VC1, VC3 | 8 | 1 | ---- | ---- | 2417 273 |
| 8-34-56 | WELT, Headlamp Door to Hood, Black, VL1, VL2 | | 2 | 2271 132 | | |
| | FASTENER, to Headlamp Housing, VL1, VL2 | | 4 | 6001 421 | | |
| 8-34-62 | J-NUT, Front Extension Headlamp Door Bracket, VP1, VP2 | | 4 | ---- | 6024 695 | |
| | J-NUT, Headlamp Door to Radiator Cross Bar, VD1, VD2 | | 4 | ---- | 6025 147 | |
| | U-NUT, Headlamp Bezel to Grille, VD1, VD2 | | 2 | ---- | 6024 350 | |

★ Indicates use as required.

Numerals in parentheses () refer to notes.

Printed in U.S.A.

☐ Indicates parts not listed in any previous parts book.

Prices and specifications subject to change without notice.

* Indicates change or addition.

March 15, 1965 Supersedes March 16, 1964.

1964 PASSENGER CAR PARTS CATALOG

ELECTRICAL

| CODE | PART NAME AND DESCRIPTION | CYL | PER CAR | VALIANT DART | PLYMOUTH DODGE | CHRYSLER IMPERIAL |
|---|--|-----|---------|--------------|----------------|-------------------|
| 8-34-0 HEADLAMP - Cont'd | | | | | | |
| 8-34-62 | NUT, Headlamp Door to Headlamp Plate, VD1, VD2 J-NUT, Headlamp Door and Insert to Fender Side Panel, VC1, VC3 | 8 | 2 | ---- | 6024 569 | 6024 397 |
| | J-NUT, Headlamp Door to Fender Front Panel, VC2 | 8 | 4 | ---- | ---- | 6023 164 |
| 8-34-63 | RETAINER, Headlamp Door, Lower, VV1, VV2 . . | | 2 | 2445 947 | | |
| 8-34-96 | SCREW, Headlamp Door, VV1, VV2 | | 6 | *6024 196 | | |
| | SCREW, Headlamp Door to Headlamp Housing, VV1, VV2 | | 4 | 6024 196 | | |
| | SCREW, Headlamp Door to Headlamp Housing, VL1, VL2 | | 6 | 6025 034 | | |
| | SCREW, Headlamp Door to Headlamp Housing, VL1, VL2 | | 6 | *6024 196 | | |
| | SCREW, Headlamp Door Attaching, VD1, VD2 . . | | 6 | ---- | 6024 600 | |
| | SCREW, Headlamp Bezel to Headlamp Plate, VD1, VD2 | | 4 | ---- | 6024 212 | |
| | SCREW, Headlamp Door to Radiator Cross Bar, VD1, VD2 | | 4 | ---- | 6024 561 | |
| | SCREW, Headlamp Bezel to Grille, VD1, VD2 . . | | 2 | ---- | 6024 209 | |
| | SCREW, Grille to Radiator Grille Headlamp Door, VD1, VD2 | | 2 | ---- | 6025 151 | |
| | SCREW, Headlamp Door Attaching, VP1, VP2 . . | | 8 | ---- | 6024 562 | |
| | SCREW, Headlamp Door Attaching, VA3 | 8 | 12 | ---- | 6024 278 | |
| | SCREW, Headlamp Door and Insert to Fender Side Panel, VC1, VC3 | 8 | 2 | ---- | ---- | 6024 399 |
| | SCREW, Headlamp Door and Insert to Fender Side Panel, VC1, VC3 | 8 | 2 | ---- | ---- | 6024 607 |
| | SCREW, Headlamp Door and Insert to Fender Front Panel, VC1, VC3 | 8 | 4 | ---- | ---- | 6024 607 |
| | SCREW, Headlamp Door to Fender Front Panel, VC2 | 8 | 4 | ---- | ---- | 6023 637 |
| | SCREW, Headlamp Door to Headlamp Panel, VC2 . | 8 | 2 | ---- | ---- | 6023 637 |
| 8-34-175 | SEALED BEAM UNIT, Single Headlamp, Rite Way Shift | | 2 | 2197 450 | | |
| | Left Way Shift | | 2 | 2197 680 | | |
| | High Beam | | 2 | ---- | 1753 435 | 1753 435 |
| | High Beam, Export, VP1, VP2, VD1, VD2 | | 2 | ---- | 1842 211 | |
| | High and Low Beam, Rite Way Shift | | 2 | ---- | 1753 436 | 1753 436 |
| | High and Low Beam, Left Way, VP1, VP2, VD1, VD2, VC1, VC2, VC3 | | 2 | ---- | *1841 775 | *1841 775 |
| 8-34-177 | SPRING, Single Headlamp Sealed Beam Unit Mounting Seat Adjusting | | 2 | 1972 972 | | |
| | | | 4 | ---- | 1972 972 | 1972 972 |
| 8-34-178 | SCREW, Single Headlamp Sealed Beam Unit Mounting Seat Adjusting | | 4 | 1658 660 | | |
| | | | 8 | ---- | 2197 327 | 2197 327 |
| 8-34-180 | RING and LUG, Single Headlamp Sealed Beam Unit Retaining | | 2 | 2426 312 | | |
| | | | 4 | ---- | 2449 525 | 2449 525 |
| 8-35-0 IGNITION COIL, SWITCH AND LOCK CYLINDER | | | | | | |
| 8-35-4 | COIL, Ignition, VP1, VD1, VA3 | 8 | 1 | *2495 531 | *2495 531 | *2495 531 |
| | Except 426 cu.in. Eng., VP2, VD2 | | 1 | ---- | *2495 531 | |
| | w/425 cu. in. Eng., except Hemispherical, VP2, VD2 | 8 | 1 | ---- | *2495 531 | |
| | w/426 cu.in. Eng., Hemispherical, VP2, VD2 . . | 8 | 1 | ---- | 2444 861 | |
| 8-35-22 | RESISTOR, Ignition Coil Primary, VP1, VD1, VA3 Except 426 cu.in. Eng., VP2, VD2 | 8 | 1 | *2275 590 | *2275 590 | *2275 590 |
| | | | 1 | ---- | *2275 590 | |

★ Indicates use as required.

Numerals in parentheses () refer to notes.

Printed in U.S.A.

⊠ Indicates parts not listed in any previous parts book.

Prices and specifications subject to change without notice.

March 15, 1965 Supersedes March 16, 1964.

* Indicates change or addition.

| CODE | PART NAME AND DESCRIPTION | CYL | PER CAR | VALIANT DART | PLYMOUTH DODGE | CHRYSLER IMPERIAL |
|---|---|-----|---------|--------------|----------------|-------------------|
| 8-35-0 IGNITION COIL SWITCH AND LOCK CYLINDER - Cont'd | | | | | | |
| 8-35-22 | RESISTOR - Cont'd w/426 cu. in. Eng., except Hemispherical, VP2, VD2 | 8 | 1 | ---- | *2275 590 | |
| | w/426 cu. in. Eng., Hemispherical, VP2, VD2 | 8 | 1 | ---- | E2444 641 | |
| 8-35-41 | BRACKET, Ignition Coil Mounting, on Coil, used w/Leece-Neville Alternator | 6 | 1 | 2203 144 | 2203 144 | |
| | On Coil | 6 | 1 | 1688 207 | 1688 207 | |
| | On Coil | 8 | 1 | 2095 374 | | |
| | Except 318 cu. in. Eng., on Coil | 8 | 1 | ---- | 1688 207 | 1688 207 |
| | w/318 cu. in. Eng., on Coil, VP2, VD2 | 8 | 1 | ---- | 2095 374 | |
| | w/Air Conditioning, w/361 and 383 cu. in. Eng., VP2, VD2 | 8 | 1 | ---- | 2468 188 | |
| | w/Air Conditioning, w/Auto. Trans., w/413 cu. in. Eng. | 8 | 1 | ---- | ---- | 2468 188 |
| 8-35-44 | SPACER, Starter and Ignition Switch Mounting, VA3 | 8 | 1 | ---- | 2198 869 | |
| 8-35-49 | HEAT SINK, Ignition, w/426 cu. in. Eng., Hemispherical, VP2, VD2 | 8 | 1 | ---- | E2444 639 | |
| 8-35-52 | SCREW, Ignition Coil Primary Resistor Mounting . | | 1 | 6006 120 | 6006 120 | 6006 120 |
| 8-35-59 | SWITCH, Ignition and Starter | | 1 | 2097 628 | 2097 628 | 2097 628 |
| 8-35-61 | NUT, Switch Mounting, VY1 | 8 | 1 | ---- | ---- | 2076 174 |
| 8-35-85 | BEZEL, Starter and Ignition Switch Mounting, VV1, VV2, VD1, VD2 | | 1 | 2496 418 | 2256 449 | |
| | VL1, VL2, VA3, VC1, VC2, VC3 | | 1 | 2291 063 | 2198 872 | 2290 818 |
| | Plastic, VP1, VP2 | | 1 | ---- | 1972 084 | |
| 8-35-95 | RETAINER, Ignition and Starter Switch, VP1, VP2 | | 1 | ---- | 1972 077 | |
| 8-35-111 | CYLINDER PACKAGE, Ignition and Door Lock, except Sta. Wgn., VP1, VP2, VD1, VD2, VC1, VC2, VC3 | | 1 | *2161 192 | *2161 192 | *2161 192 |
| | Police and Taxi, 2 D. and 4 D., VP1, VP2, VD1, VD2 | | 1 | ---- | *2162 503 | |
| | Police, 4 D. and Sta. Wgn., VA3-E | 8 | 1 | ---- | *2080 227 | |
| | Police, 4 D., VC1, VC2, VC3 | 8 | 1 | ---- | ---- | *2162 503 |
| | VA3 Except Sta. Wgn., VY1 | 8 | 1 | ---- | *2161 503 | *2499 023 |
| | Ignition, Door and Manual Tailgate Lock, Sta. Wgn., VP1, VP2, VD1, VD2 | | 1 | 2419 183 | 2162 531 | |
| | Ignition, Door and Electric Tailgate Window Lift Lock, Sta. Wgn., VP1, VP2, VD1, VD2 | | 1 | *2076 533 | *2076 533 | |
| | Ignition, Door and Electric Tailgate Window Lift Lock, Sta. Wgn., VA3, VC1, VC3 | 8 | 1 | ---- | 2291 411 | 2427 116 |
| 8-35-115 | CYLINDER and KEY, Ignition Lock | | 1 | 2086 047 | 2086 047 | 2086 047 |
| 8-36-0 IGNITION | | | | | | |
| 8-36-1 | CABLE SET, Chrysler Ignition, Resistor Type . . | 6 | 1 | 2495 510 | 2495 510 | |
| | CABLE SET, Resistor Type | 8 | 1 | 2525 537 | | |
| | CABLE SET, Resistor Type, w/318 cu. in. Eng., VP2, VD2 | 8 | 1 | ---- | 2495 513 | |
| | CABLE SET, Resistor Type, w/361 and 383 cu. in. Eng., VP2, VD2 | 8 | 1 | ---- | 2495 516 | |
| | CABLE SET, Resistor Type, w/426 cu. in. Eng., Std., VP2, VD2 | 8 | 1 | ---- | 2495 516 | |
| | CABLE SET, Metal Core Conductor, w/426 cu. in. Eng., Maximum Performance, VP2, VD2 | 8 | 1 | ---- | 2421 497 | |
| | CABLE SET, Metal Core Conductor, w/426 cu. in. Eng., Hemispherical, VP2, VD2 | 8 | 1 | ---- | 2525 672 | |

★ Indicates use as required.

Numerals in parentheses () refer to notes.

Printed in U.S.A.

* Indicates parts not listed in any previous parts book.

Prices and specifications subject to change without notice.

* Indicates change or addition.

| CODE | PART NAME AND DESCRIPTION | C Y L | PER CAR | VALIANT DART | PLYMOUTH DODGE | CHRYSLER IMPERIAL |
|---------------------------------|--|-------------|------------|-----------------|-------------------|----------------------|
| 8-36-0 IGNITION - Cont'd | | | | | | |
| 8-36-1 | CABLE SET, Resistor Type, w/Leece-Neville Alternator, VA3, VC1 | 8 | 1 | ---- | 2495 512 | 2495 512 |
| | CABLE SET, Resistor Type, VA3, VC1, VC2 except VC2-300K, VC3, VY1 | 8 | 1 | ---- | 2495 514 | 2495 514 |
| | CABLE SET, Stainless Steel Core, VC2-300K | 8 | 1 | ---- | ---- | 2421 836 |
| | CABLE PACKAGE, Resistor Type | 8 | 8 | 2525 534 | | |
| | CABLE PACKAGE, Resistor Type, w/318 cu. in. Eng., VP2, VD2 | 8 | 8 | ---- | 2525 534 | |
| | CABLE PACKAGE, Resistor Type, w/361 and 383 cu. in. Eng., VP2, VD2 | 8 | 8 | ---- | 2525 533 | |
| | CABLE PACKAGE, Resistor Type, w/426 cu. in. Eng., Std., VP2, VD2 | 8 | 8 | ---- | 2525 533 | |
| | CABLE PACKAGE, Metal Core Conductor, w/426 cu. in. Eng., Maximum Performance, except No. 3 and 5 Cable, VP2, VD2 | 8 | 6 | ---- | 2448 817 | |
| | CABLE PACKAGE, Metal Core Conductor, w/426 cu. in. Eng., Maximum Performance, No. 3 and 5 Cable, VP2, VD2 | 8 | 2 | ---- | 2421 496 | |
| | CABLE and TERMINAL PACKAGE, Metal Core Conductor, w/426 cu. in. Eng., Hemispherical, VP2, VD2 | 8 | 8 | ---- | 2525 673 | |
| | CABLE PACKAGE, Resistor Type, w/Leece-Neville Alternator, except No. 2 Cable, VA3, VC1 | 8 | 7 | ---- | 2525 534 | 2525 534 |
| | CABLE PACKAGE, Resistor Type, w/Leece-Neville Alternator, No. 2 Cable, VA3, VC1 | 8 | 1 | ---- | 2525 533 | 2525 533 |
| | CABLE PACKAGE, Resistor Type, except No. 2 Cable, VA3 | 8 | 7 | ---- | 2525 534 | 2525 534 |
| | Cable Package, Resistor Type, No. 2 Cable, VA3 | 8 | 1 | ---- | 2525 533 | 2525 533 |
| | CABLE PACKAGE, Metal Core Conductor, No. 1, 5, 6, 7 and 8 Cable, VC2-300K | 8 | 5 | ---- | ---- | 2421 835 |
| | CABLE PACKAGE, Metal Core Conductor, No. 2 Cable, VC2-300K | 8 | 1 | ---- | ---- | 2448 817 |
| | CABLE PACKAGE, Metal Core Conductor, No. 3 and 4 Cable, VC2-300K | 8 | 2 | ---- | ---- | 2421 496 |
| 8-36-4 | BRACKET, Spark Plug Wire, w/318 cu. in. Eng., VP2, VD2 | 8 | 2 | ---- | 1739 355 | |
| | Intermediate, Front, Right, w/361 and 383 cu. in. Eng., VP2, VD2 | 8 | 1 | ---- | 2406 345 | |
| | Intermediate, Front, Left, w/361 and 383 cu. in. Eng., VP2, VD2 | 8 | 1 | ---- | 2268 122 | |
| | Intermediate, Front, Right, w/426 cu. in. Eng., Std., VP2, VD2 | 8 | 1 | ---- | 2465 778 | |
| | Intermediate, Front, Left, w/426 cu. in. Eng., Std., VP2, VD2 | 8 | 1 | ---- | 2268 122 | |
| | Front, Right and Left Bank, w/426 cu. in. Eng., Maximum Performance, VP2, VD2 | 8 | 2 | ---- | 2268 112 | |
| | Front, Left, w/426 cu. in. Eng., Hemispherical, VP2, VD2 | 8 | 1 | ---- | *2468 896 | |
| | Front, w/361 and 383 cu. in. Eng., VP2, VD2 | 8 | 2 | ---- | 2268 112 | |
| | Front, w/426 cu. in. Eng., Maximum Performance, VP2, VD2 | 8 | 2 | ---- | 2268 122 | |
| | Front, Right, w/426 cu. in. Eng., Hemispherical, VP2, VD2 | 8 | 1 | ---- | *2268 122 | |
| | Intermediate, Left, w/426 cu. in. Eng., Hemispherical, VP2, VD2 | 8 | 1 | ---- | *2468 897 | |
| | Front, w/426 cu. in. Eng., Std., VP2, VD2 | 8 | 2 | ---- | 2268 112 | |
| | Front, Right, VA3 | 8 | 1 | ---- | 2463 276 | 2463 276 |
| | Intermediate, VA3 | 8 | 1 | ---- | 1859 802 | 1859 802 |

* Indicates use as required.

Numerals in parentheses () refer to notes.

Printed in U.S.A.

B Indicates parts not listed in any previous parts book.

Prices and specifications subject to change without notice.

March 15, 1965 Supersedes March 16, 1964.

Page 8-58

* Indicates change or addition.

2421836

| CODE | PART NAME AND DESCRIPTION | CYL | PER CAR | VALIANT DART | PLYMOUTH DODGE | CHRYSLER IMPERIAL |
|---------------------------------|---|-----|---------|--------------|----------------|-------------------|
| 8-36-0 IGNITION - Cont'd | | | | | | |
| 8-36-4 | BRACKET - Cont'd | | | | | |
| | Rear, Right, VC2-300K | 8 | 1 | ---- | ---- | 1859 803 |
| | Rear, Left, VC2-300K | 8 | 1 | ---- | ---- | 1859 804 |
| | Front, Left, VC2-300K | 8 | 1 | ---- | ---- | 1859 803 |
| | Intermediate, Front, Left, VC2-300K | 8 | 1 | ---- | ---- | 1859 802 |
| 8-36-14 | SEPARATOR, Spark Plug Cable, Right Bank, w/High Performance | 8 | 1 | ---- | 1841 499 | 1841 499 |
| | Left Bank, w/426 cu. in. Eng., Maximum Performance, VP2, VD2 | 8 | 1 | ---- | 1841 499 | |
| | Left Bank, w/426 cu. in. Eng., Hemispherical, VP2, VD2 | 8 | 1 | ---- | *1841 499 | |
| 8-36-49 | CABLE, Coil Secondary | 6 | 1 | 2095 773 | 2095 773 | |
| | VV2, VL2, used w/Chrysler Built Distributor | 8 | 1 | *2444 469 | | |
| | VV2, VL2, used w/Prestolite Distributor | 8 | 1 | *2095 776 | | |
| | w/318 cu. in. Eng., VP2, VD2 | 8 | 1 | ---- | 2095 772 | |
| | Except 318 and 426 cu. in. Eng., w/Black Nipple, except VC2-300K | 8 | 1 | ---- | 2095 772 | 2095 772 |
| | Except 318 and 426 cu. in. Eng., w/Red Nipple, except VC2-300K | 8 | 1 | ---- | 2095 775 | 2095 775 |
| | w/426 cu. in. Eng., Maximum Performance, VP2, VD2 | 8 | 1 | ---- | 2098 572 | |
| | w/426 cu. in. Eng., Hemispherical, VP2, VD2 | 8 | 1 | ---- | 2444 587 | |
| | VC2-300K | 8 | 1 | ---- | ---- | 2095 777 |
| 8-36-83 | CABLE, Spark Plug, No. 1 and 6 | 6 | 2 | 2444 024 | 2444 024 | |
| | No. 2 and 5 | 6 | 2 | 2444 025 | 2444 025 | |
| | No. 3 and 4 | 6 | 2 | 2444 031 | 2444 031 | |
| 8-36-92 | GROMMET, Spark Plug Cable Position, VA3 | 8 | 8 | 2098 980 | 2098 980 | 2098 980 |
| 8-36-95 | TERMINAL, Spark Plug Cable, w/426 cu. in. Eng., Hemispherical, VP2, VD2 | 8 | 8 | ---- | 1383 967 | |
| | w/361, 383 and 413 cu.in. Eng. | | * | ---- | *2098 243 | *2098 243 |
| | w/426 cu. in. Eng., except Hemispherical, VP2, VD2 | 8 | * | ---- | *2098 243 | |
| 8-36-96 | NIPPLE, Coil Secondary Cable, Coil End | | 1 | 2095 768 | 2095 768 | 2095 768 |
| | Coil Secondary Cable, Distributor End | | 1 | 2095 766 | 2095 766 | 2095 766 |
| | Spark Plug Cable, Distributor End | | * | 2095 766 | 2095 766 | 2095 766 |
| 8-36-114 | PLUG, Spark, Champion N-14Y | 6 | 6 | 2098 381 | 2098 381 | |
| | Champion N-14Y, VV2, VL2 | 8 | 8 | 2098 381 | | |
| | Champion N-60Y, w/426 cu.in. Eng., Hemispherical, VP2, VD2 | 8 | 8 | ---- | E2642 007 | |
| | Domestic, Champion J-12Y, except 413 and 426 cu. in. Eng., w/2 Barrel Carburetor, VP2, VD2, VA3, VC1, VC2 | 8 | 8 | ---- | 1889 524 | 1889 524 |
| | Export, Champion J-18Y | 8 | 8 | ---- | 1889 525 | 1889 525 |
| | Champion J-10Y, w/383 cu. in. Eng., w/4 Barrel Carburetor, VP2, VD2 | 8 | 8 | ---- | 2098 337 | |
| | Champion J-10Y, w/426 cu. in. Eng., w/2-4 Barrel Carburetor, VP2, VD2 | 8 | 8 | ---- | 2098 337 | |
| | Champion J-10Y, w/413 cu. in. Eng., w/4 Barrel Carburetor, VA3, VC1, VC2 | 8 | 8 | ---- | 2098 337 | 2098 337 |
| | Champion XJ-10Y, VC2-300K | 8 | 8 | ---- | ---- | 2098 380 |
| | Domestic, Champion J-12Y, VC3, VY1 | 8 | 8 | ---- | ---- | 1889 524 |
| 8-36-115 | GASKET, Spark Plug | 8 | 8 | 965 297 | | |

* Indicates use as required. Numerals in parentheses () refer to notes. Printed in U.S.A.
 † Indicates parts not listed in any previous parts book. Prices and specifications subject to change without notice.
 * Indicates change or addition. Page 8-59 March 15, 1965 Supersedes March 16, 1964.

1964 PASSENGER CAR PARTS CATALOG

ELECTRICAL

| CODE | PART NAME AND DESCRIPTION | C Y L. | PER CAR | VALIANT DART | PLYMOUTH DODGE | CHRYSLER IMPERIAL |
|--|---|--------------|------------|-----------------|-------------------|----------------------|
| 8-36-0 IGNITION - Cont'd | | | | | | |
| 8-36-124 | SHIELD, Spark Plug Heat, High Performance, Right, VP2, VD2 | 8 | 1 | ---- | 2268 647 | |
| | Left, VP2, VD2 | 8 | 1 | ---- | 2206 006 | |
| | VA3 | 8 | 2 | ---- | 1821 394 | 1821 394 |
| 8-36-136 | TUBE, Spark Plug | 6 | 6 | 2121 245 | 2121 245 | |
| | w/426 cu. in. Eng., Maximum Performance, VP2, VD2 | 8 | 8 | ---- | 2468 024 | |
| | w/426 cu.in. Eng., Hemispherical, VP2, VD2 . . | 8 | 8 | ---- | 2468 024 | |
| 8-36-137 | SEAL, Spark Plug Tube | 6 | 6 | 1947 708 | 1947 708 | |
| | w/426 cu. in. Eng., Maximum Performance, VP2, VD2 | 8 | 8 | ---- | 2468 196 | |
| | w/426 cu.in. Eng., Hemispherical, VP2, VD2 . . | 8 | 8 | ---- | *2468 196 | |
| 8-36-139 | INSULATOR, Spark Plug Cable, w/426 cu.in. Eng., Hemispherical, VP2, VD2 | 8 | 8 | ---- | *1479 232 | |
| 8-36-141 | COVER, Spark Plug Cable Tube (sold by the foot) VC2-300K | 8 | ★ | ---- | ---- | 1484 356 |
| 8-37-0 INSTRUMENT PANEL INSTRUMENTS | | | | | | |
| 8-37-1 | AMMETER, VV1, VV2, VP1, VP2, VC1, VC2, VC3 VL1, VL2, VA3, VY1 | 1 | 1 | 2426 066 | 2426 464 | 2426 018 |
| | 60 Amp., VP1, VP2 | 1 | 1 | 2291 022 | 2426 772 | 2426 235 |
| | 60 Amp., VD1, VD2, VC1 | 1 | 1 | ---- | 2426 465 | |
| | 40 Amp., VD1, VD2 | 1 | 1 | ---- | 2426 110 | 2426 019 |
| | 100 Amp., VC1 | 1 | 1 | ---- | 2426 109 | |
| | | | | | 2290 425 | 2290 425 |
| 8-37-2 | REGULATOR, Voltage, for Printed Circuit, VP1, VP2, VD1, VD2 | 1 | 1 | ---- | 2258 413 | |
| 8-37-5 | SHUNT, Ammeter, w/60 Amp. Ammeter, VA3 . . . | 8 | 1 | ---- | 2427 458 | |
| 8-37-10 | WASHER, Ammeter Mounting | 1 | 1 | 2209 343 | | |
| 8-37-26 | SOCKET, Switch Title Lamp, VY1 | 8 | 4 | ---- | ---- | 2096 374 |
| 8-37-27 | CONTACT, Switch Title Lamp Socket, VY1 | 8 | 4 | ---- | ---- | 2256 966 |
| 8-37-88 | SOCKET, Oil Warning Lamp, on Printed Circuit Board, VV1, VV2, VP1, VP2, VC1, VC2, VC3 . | 1 | 1 | 2257 440 | 2496 279 | 2496 279 |
| 8-37-89 | SEAL, Oil Indicator Lamp, VL1, VL2 | 1 | 1 | 2291 974 | | |
| 8-37-90 | BEZEL and LENS, Speedometer and Instrument Cluster (also specify 1-2496 418 Starter and Ignition Switch Bezel, VV1, VV2 | 1 | 1 | *2496 525 | | |
| | BEZEL, Instrument Cluster, VL1, VL2 | 1 | 1 | 2427 495 | | |
| | BEZEL and LENS, Instrument Cluster, VP1, VP2 | 1 | 1 | ---- | 2426 350 | |
| | BEZEL, Instrument Cluster, VD1, VD2 | 1 | 1 | ---- | 2427 694 | |
| | BEZEL, Instrument Panel Gauge, VA3 | 8 | 1 | ---- | 2218 906 | |
| | BEZEL, Instrument Panel Instruments Speedometer, VA3 | 8 | 1 | ---- | 2218 903 | |
| | BEZEL, Speedometer, Instrument and Control, Black, VC1, VC2, VC3 | 8 | 1 | ---- | ---- | 4211 VX9 |
| | Blue, VC1, VC2, VC3 | 8 | 1 | ---- | ---- | 4211 VB6 |
| | Yellow Green, VC1, VC2, VC3 | 8 | 1 | ---- | ---- | 4211 VF4 |
| | Orange Yellow Gold, VC1, VC2, VC3 | 8 | 1 | ---- | ---- | 4211 VL5 |
| | Mauve or Maroon, VC1, VC2, VC3 | 8 | 1 | ---- | ---- | 4211 VM6 |

★ Indicates use as required.

Numerals in parentheses () refer to notes.

Printed in U.S.A.

⊠ Indicates parts not listed in any previous parts book.

Prices and specifications subject to change without notice.

* Indicates change or addition.

| CODE | PART NAME AND DESCRIPTION | C Y L | PER CAR | VALIANT DART | PLYMOUTH DODGE | CHRYSLER IMPERIAL |
|---|--|-------------|------------|-----------------|-------------------|----------------------|
| 8-37-0 INSTRUMENT PANEL INSTRUMENTS - Cont'd | | | | | | |
| 8-37-90 | BEZEL and LENS - Cont'd | | | | | |
| | Turquoise, VC1, VC2, VC3 | 8 | 1 | ----- | ----- | 4211 VQ5 |
| | Red, VC1, VC2, VC3 | 8 | 1 | ----- | ----- | 4211 VR7 |
| | White, VC1, VC2, VC3 | 8 | 1 | ----- | ----- | 4211 VW4 |
| | BEZEL, Speedometer and Instrument Cluster, VY1 | 8 | 1 | ----- | ----- | 2426 203 |
| 8-37-98 | MASK, Instrument Cluster, VP1, VP2 | | 1 | ----- | *2426 360 | |
| 8-37-127 | VACUUM GAUGE, on Console, VC2 | 8 | 1 | ----- | ----- | 2427 976 |
| 8-37-135 | HOSE, Vacuum Gauge, on Console (sold by the inch) VC2 | 8 | ★ | ----- | ----- | 2275 215 |
| 8-37-136 | TEMPERATURE GAUGE, VV1, VV2, VD1, VD2, VY1 | | 1 | 2426 065 | 2426 108 | 2426 233 |
| | VL1, VL2, VA3, VC1, VC2, VC3 | | 1 | 2291 021 | 2426 770 | 2426 016 |
| 8-37-138 | TEE, Vacuum Gauge Hose, on Console, VC2 | 8 | 1 | ----- | ----- | 1886 109 |
| 8-37-155 | SENDING UNIT, Temperature Gauge | | 1 | 2426 458 | | |
| | w/318 cu. in. Eng., VP2, VD2 | 6 | 1 | ----- | 2426 458 | |
| | w/o Air Conditioning, except 318 cu. in. Eng., VP2, VD2, VA3 | 8 | 1 | ----- | 2426 458 | 2426 458 |
| | w/Air Conditioning, except 318 cu. in. Eng., VP2, VD2, VA3 | 8 | 1 | ----- | 2426 459 | 2426 459 |
| 8-37-162 | LENS, Instrument Cluster, VA3 | 8 | 1 | ----- | 2426 767 | |
| 8-37-178 | HOUSING, Instrument Cluster, VL1, VL2, VP1, VP2 | | 1 | 2291 453 | 2426 351 | |
| | VD1, VD2 | | 1 | ----- | 2427 933 | |
| | Instrument Panel Instruments, Primed, VA3 | 8 | 1 | ----- | 2570 152 | |
| | Primed, VY1 | 8 | 1 | ----- | ----- | 2491 759 |
| 8-37-188 | SCREW, Speedometer and Instrument Back Plate Mounting to Bezel, VV1, VV2 | | 4 | *2427 787 | | |
| | SCREW, Instrument Cluster Housing Mounting to Bezel, VL1, VL2 | | 5 | 2427 787 | | |
| | SCREW, Instrument Cluster Housing Mounting to Bezel VD1, VD2 | | 9 | ----- | *2427 787 | |
| | SCREW, Instrument Panel Instrument Housing to Upper Panel Attaching, VY1 | 8 | 3 | ----- | ----- | 6024 003 |
| 8-37-190 | BACK PLATE, Speedometer and Instrument Cluster, VV1, VV2 | | 1 | 2290 224 | | |
| | PLATE, Instrument Mounting, VC1, VC2, VC3 | 8 | 1 | ----- | ----- | 2427 764 |
| 8-37-194 | COVER, Instrument Cluster Mounting Screw, VL1, VL2 | | 2 | 2426 372 | | |
| 8-37-199 | J/NUT, Speedometer, Instrument and Control Mounting to Panel, VC1, VC2, VC3 | 8 | 6 | ----- | ----- | 6023 387 |
| 8-37-275 | FUEL GAUGE, VV1, VV2, VD1, VD2 | | 1 | 2426 064 | 2426 107 | |
| | VL1, VL2, VA3, VY1 | | 1 | 2291 020 | 2426 769 | 2426 232 |
| | w/Temperature Gauge, VP1, VP2 | | 1 | ----- | 2426 466 | |
| | VC1, VC2, VC3 | 8 | 1 | ----- | ----- | 2426 017 |

★ Indicates use as required.

⊠ Indicates parts not listed in any previous parts book.

* Indicates change or addition.

Numerals in parentheses () refer to notes.

Printed in U.S.A.

Prices and specifications subject to change without notice.

| CODE | PART NAME AND DESCRIPTION | C Y L. | PER CAR | VALIANT DART | PLYMOUTH DODGE | CHRYSLER IMPERIAL |
|---|--|---|--------------------------------------|--|--|----------------------------------|
| 8-37-O INSTRUMENT PANEL INSTRUMENTS - Cont'd | | | | | | |
| 8-37-316 | OIL GAUGE, VD1, VD2 VA3, VY1 | 8 | 1 1 | ---- ---- | 2426 111 2426 771 | 2426 234 |
| 8-37-371 | CLUSTER, Speedometer and Instrument, Partial, Mile, VY1 Kilo, VY1 | 8 8 | 1 1 | ---- ---- | ---- ---- | 2427 921 2427 922 |
| 8-37-372 | SPEEDOMETER, Mile, VV1, VV2, VP1, VP2 . . . Kilo, VV1, VV2, VP1, VP2 Mile, VL1, VL2, VD1, VD2 Kilo, VL1, VL2, VD1, VD2 Certified, Mile, VP1, VP2 Certified, Mile, VD1, VD2 Mile, VA3, VC1, VC2, VC3 Kilo, VA3, VC1, VC2, VC3 Certified, Mile, VA3 Calibrated and Certified, w/80 Amp. Ammeter, VC1 | 1 1 1 1 1 8 8 8 8 | 1 1 1 1 1 1 1 1 | 2426 058 2426 059 2291 030 2291 031 ---- ---- ---- ---- | 2426 421 2426 422 2426 095 2426 096 2426 423 2426 097 2426 869 2426 870 2426 871 | 2426 006 2426 007 2426 009 |
| 8-37-381 | GASKET, Speedometer Mounting, VP1, VP2, VD1, VD2 | | 1 | ---- | 2209 213 | |
| 8-37-387 | GROMMET, Speedometer Mounting Screw, VP1, VP2, VD1, VD2 | | 2 | ---- | 2209 214 | |
| 8-37-410 | LENS, Speedometer, Mile, VA3 Kilo, VA3 Calibrated, VA3 | 8 8 8 | 1 1 1 | ---- ---- ---- | 2427 148 2427 149 2427 150 | |
| 8-37-454 | KNOB, Odometer Reset, VC1, VC2, VC3 VY1 | 8 8 | 1 1 | ---- ---- | ---- ---- | 2290 654 2426 213 |
| 8-37-459 | NUT, Odometer Reset Knob Mounting, VY1 | 8 | 1 | ---- | ---- | 2257 804 |
| 8-37-461 | SEAL, Odometer Reset, VY1 | 8 | 1 | ---- | ---- | 2426 214 |
| 8-37-499 | SENDING UNIT, Tachometer, VP2-P, VD2-P | 8 | 1 | ---- | 2497 556 | |
| 8-37-504 | TACHOMETER, on Console, Replacement Only, VP2-P, VD2-P, VC2 | 8 | 1 | ---- | 2496 979 | 2427 482 |
| 8-37-508 | CABLE, Tachometer, on Console, VP2-P, VD2-P, VC2 GROMMET, VP2-P, VD2-P, VC2 | 8 8 | 1 1 | ---- ---- | 2426 286 1370 460 | 2426 286 1370 460 |
| 8-37-509 | BEZEL, Floor Console Tachometer and Medallion Lens, VP2-P, VD2-P | 8 | 1 | ---- | 2490 621 | |
| 8-37-517 | SHAFT, Tachometer Cable Drive, on Console, VP2-P, VD2-P, VC2 | 8 | 1 | ---- | 2426 287 | 2426 287 |
| 8-38-O GLOVE COMPARTMENT LAMP | | | | | | |
| 8-38-4 | BEZEL and LENS, VY1 | 8 | 1 | ---- | ---- | 1819 441 |
| 8-38-23 | LAMP, w/SWITCH, VC1, VC2, VC3 VY1 | 8 8 | 1 1 | 2291 781 ---- | 2291 781 ---- | 2291 781 2258 436 |

★ Indicates use as required.

Numerals in parentheses () refer to notes.

Printed in U.S.A.

☐ Indicates parts not listed in any previous parts book.

Prices and specifications subject to change without notice.

March 15, 1965 Supersedes March 16, 1964.

Page 8-62

* Indicates change or addition.

| CODE | PART NAME AND DESCRIPTION | C Y L | PER CAR | VALIANT DART | PLYMOUTH DODGE | CHRYSLER IMPERIAL |
|--|---|-------------|------------|-----------------|-------------------|----------------------|
| 8-39-O HIGH BEAM INDICATOR LAMP | | | | | | |
| 8-39-3 | LENS, VA3 | 8 | 1 | ---- | 2427 959 | |
| 8-39-15 | SOCKET, on Printed Circuit Board, VV1, VV2, VP1, VP2 | 8 | 1 | 2257 440 | 2496 279 | 2496 279 |
| | VA3 | 8 | 1 | ---- | 2097 680 | |
| 8-40-O IGNITION LAMP | | | | | | |
| 8-40-16 | SOCKET, Ignition Switch Lamp, VC1, VC2, VC3 . . | 8 | 1 | ---- | ---- | 2097 003 |
| 8-41-O INSTRUMENT PANEL LAMP | | | | | | |
| 8-41-35 | DIFFUSER, Speedometer Lamp, VY1 | 8 | 3 | ---- | ---- | 2427 533 |
| | Instrument Panel Instruments Housing, VY1 | 8 | 5 | ---- | ---- | 2427 533 |
| 8-41-36 | SOCKET, Instrument Lamp, on Printed Circuit Board, VV1, VV2 | | 2 | 2257 440 | | |
| | VL1, VL2, VD1, VD2 | | 7 | 2257 440 | 2496 279 | |
| | VP1, VP2, VC1, VC2, VC3 | | 4 | ---- | 2496 279 | 2496 279 |
| | VY1 | 8 | 3 | ---- | ---- | 2496 279 |
| | Instrument Lamp, VA3 | 8 | 2 | ---- | 2097 003 | |
| | Speedometer Lamp, VA3, VY1 | 8 | 3 | ---- | 2097 003 | 2097 003 |
| | Instrument Lamp, on Console, VC2 | 8 | 1 | ---- | ---- | 1753 632 |
| 8-41-39 | CONTACT, Instrument Lamp Socket, VA3 | 8 | 2 | ---- | 2256 966 | |
| | Instrument Lamp Socket, on Console, VC2 | 8 | 1 | ---- | ---- | 2256 966 |
| 8-42-O MAP AND COURTESY LAMP | | | | | | |
| 8-42-2 | BRACKET and LENS, Map and Courtesy Lamp, Cv. Cp., VP2-H, VD2-H | | 1 | 2496 317 | 2496 317 | |
| 8-42-5 | LENS, Map Lamp, VA3 | 8 | 1 | ---- | 1887 954 | |
| | Map and Courtesy Lamp, VC1, VC2, VC3 | 8 | 1 | ---- | ---- | 1971 879 |
| 8-42-6 | HOUSING and LENS, Map and Courtesy Lamp, VA3 | 8 | 1 | ---- | 1887 955 | |
| 8-42-10 | SOCKET, Map and Courtesy Lamp, Cv. Cp., VP2-H, VD2-H | | 1 | 1314 619 | 1314 619 | |
| | Map Lamp, VA3, VC1, VC2, VC3 | 8 | 1 | ---- | 1704 875 | 2426 141 |
| | Map Lamp, VY1 | 8 | 1 | ---- | ---- | 1704 467 |
| 8-42-12 | CONTACT, Map and Courtesy Lamp Socket, Cv. Cp., VP2-H, VD2-H | | 2 | 2256 966 | 2256 966 | |
| | Map Lamp Socket, VA3, VY1 | 8 | 2 | ---- | 2256 966 | 2256 966 |
| 8-42-19 | SHIELD, Map and Courtesy Lamp, VC1, VC2, VC3 | 8 | 1 | ---- | ---- | 2291 749 |
| 8-42-25 | SWITCH, Map Lamp, VA3 | 8 | 1 | ---- | 2426 399 | |
| | Map and Courtesy Lamp Housing and Map, VC1, VC2, VC3 | 8 | 1 | ---- | ---- | 2198 090 |
| | Map and Courtesy Lamp Housing, w/Power Antenna, VC1, VC2, VC3 | 8 | 1 | ---- | ---- | 2257 429 |
| 8-42-29 | BEZEL, Map Lamp Switch Mounting, VA3 | 8 | 1 | ---- | 1887 789 | |
| | Map and Courtesy Lamp, w/Power Antenna Switch, VY1 | 8 | 1 | ---- | ---- | 2426 894 |
| | w/o Power Antenna Switch, VY1 | 8 | 1 | ---- | ---- | 2496 529 |
| 8-42-31 | KNOB, Map Lamp Switch, VA3 | 8 | 1 | ---- | 2197 379 | |

★ Indicates use as required.

☐ Indicates parts not listed in any previous parts book.

* Indicates change or addition.

Numerals in parentheses () refer to notes.

Page 8-63

Prices and specifications subject to change without notice.

March 15, 1965 Supersedes March 16, 1964.

Printed in U.S.A.

8-44-0 BULBS

8-44-1 BULB

| BASE CONTACT | CANDLE POWER | VENDOR LAMP NO. | PART NO. | BASE CONTACT | CANDLE POWER | VENDOR LAMP NO. | PART NO. |
|--------------|--------------|-----------------|----------|--------------|--------------|-----------------|----------|
| Single | 1 | 51 | 115 273 | Double | 15 | 210 | 151 559 |
| Single | 1 | 53 | 131 282 | Single | 2 | 257 | 9412 348 |
| Single | 1 | 53X | 152 280 | Double | 32-32 | 1000 | 142 307 |
| Single | 2 | 57 | 127 934 | Single | 15 | 1003 | 151 577 |
| Single | 3 | 63 | 142 303 | Double | 15 | 1004 | 151 578 |
| Double | 3 | 64 | 142 311 | Double | 32-4 | 1034 | 151 567 |
| Single | 4 | 67 | 142 450 | Double | 32-4 | 1034A | 9418 772 |
| Single | 4 | 67AF | 9420 830 | Single | 32 | 1073 | 151 576 |
| Double | 4 | 68 | 142 451 | Single | 4 | 1095 | 9418 903 |
| Single | 6 | 81 | 142 306 | Single | 21 | 1129 | 142 308 |
| Single | 6 | 82 | 142 312 | Double | 21 | 1130 | 142 447 |
| Single | 15 | 87 | 142 304 | Single | 21 | 1141 | 142 456 |
| Double | 15 | 88 | 142 446 | Double | 21 | 1142 | 142 457 |
| Single | 6 | 89 | 142 452 | Double | 21-3 | 1154 | 145 416 |
| Double | 6 | 90 | 142 453 | Double | 21-3 | 1158 | 142 449 |
| Single | 10 | 91 | 113 238 | Single | 15 | 1445 | 274 004 |
| Single | 15 | 93 | 142 454 | Single | 10 | 1813 | 274 148 |
| Double | 15 | 94 | 142 455 | Single | 33 | 1816 | 152 240 |
| Single | 2 | 158 | 9415 969 | Single | 2 | 1891 | 152 244 |
| Single | 15 | 209 | 151 579 | Single | 1 | 1892 | 274 020 |

| CODE | PART NAME AND DESCRIPTION | C Y L | PER CAR | VALIANT DART | PLYMOUTH DODGE | CHRYSLER IMPERIAL |
|--------------------------------------|--|-------|---------|--------------|----------------|-------------------|
| 8-47-0 LICENSE MOUNTING PARTS | | | | | | |
| 8-47-8 | BRACKET, Front License Plate Stabilizing, VL1, VL2 | | 2 | 2266 474 | | |
| | To Bumper, VL1, VL2 | | 2 | 2266 479 | | |
| | VV1, VV2 | | 2 | 2404 526 | | |
| | VA3, VC1, VC2, VC3 | 8 | 1 | ---- | 2404 698 | 2404 604 |
| | VY1 | 8 | 1 | ---- | ---- | 2404 629 |
| 8-47-14 | SCREW and WASHER, Front License Plate to Bumper, VV1, VV2 | | 2 | 6024 179 | 6024 179 | 6024 179 |
| 8-47-15 | NUT, Front License Plate to Bumper, VV1, VV2 | | 2 | 6023 925 | 6023 925 | 6023 925 |
| | NUT and WASHER, to Bracket, VA3 | | 2 | 6023 271 | 6023 271 | 6023 271 |
| | NUT and WASHER, Bracket to Body or Bumper VA3 | | 2 | 6023 271 | 6023 271 | 6023 271 |
| | NUT and WASHER, to Stabilizing Bracket, VL1, VL2 | | 2 | 6023 271 | | |
| 8-47-21 | BUTTON, Front License Plate to Bumper, VP1, VP2, VD1, VD2 | | 1 | ---- | 1943 547 | |
| | BUTTON, Rear License Plate to Bumper, Sta. Wgn. VP1, VP2, VD1, VD2 | | 1 | ---- | 1943 547 | |
| | BUTTON, Rear License Plate to Bumper, VY1 | 8 | 1 | ---- | ---- | 1943 547 |
| 8-47-57 | FRAME, License | | ★ | 2495 133 | 2495 133 | 2495 133 |
| 8-47-67 | SPRING, License Plate Mounting Panel Hinge, except Sta. Wgn., VP1, VP2, VD1, VD2 | | 1 | ---- | 1960 131 | |
| 8-47-68 | PANEL, Rear License Plate, except Sta. Wgn., VL1, VL2 | | 1 | 2422 848 | | |
| | Sta. Wgn. | | 1 | 2422 843 | | |
| | License Plate Mounting, Partial, except Sta. Wgn. VP1, VP2, VD1, VD2 | | 1 | ---- | 2188 819 | |
| 8-47-69 | HINGE, Rear License Plate Mounting Panel, except Sta. Wgn., VP1, VP2, VD1, VD2 | | 1 | ---- | 2244 894 | |

★ Indicates use as required.

Ⓚ Indicates parts not listed in any previous parts book.

March 15, 1965 Supersedes March 16, 1964.

Numerals in parentheses () refer to notes.

Prices and specifications subject to change without notice.

• Indicates change or addition.

| CODE | PART NAME AND DESCRIPTION | CYL | PER CAR | VALIANT DART | PLYMOUTH DODGE | CHRYSLER IMPERIAL |
|---|--|-----|---------|---------------------|---------------------|---------------------|
| 8-47-0 LICENSE MOUNTING PARTS - Cont'd | | | | | | |
| 8-47-75 | BRACKET, Rear License Plate, Sta. Wgn., VA3, VC1, VC3 | 8 | 1 | ---- | 2266 599 | 2266 599 |
| | Except Sta. Wgn., VA3, VC1, VC2, VC3 | 8 | 1 | ---- | 2404 698 | 2404 698 |
| 8-47-76 | PIN, Rear License Plate Mounting Panel Hinge, except Sta. Wgn., VP1, VP2, VD1, VD2 | | 1 | ---- | 1960 127 | |
| 8-47-126 | BUMPER, Rear License Plate to Body | | 2 | 2094 618 | | |
| | Rear License Plate Mounting Panel, except Sta. Wgn., VP2, VD2 | | 2 | ---- | 2094 618 | |
| | Except Sta. Wgn., VD1, VD2 | | 2 | ---- | 2252 184 | |
| 8-47-130 | SCREW and WASHER, Rear License Plate to Body SCREW and WASHER, to Bumper, VP1, VP2, VD1, VD2, Sta. Wgn., VA3 | | 2 | 6024 179 | | |
| | | | 2 | ---- | 6024 179 | 6024 179 |
| 8-47-131 | NUT, Rear License Plate to Body | | 2 | 6023 925 | | |
| | NUT and WASHER, to Body, except Sta. Wgn., VP1, VP2, VD1, VD2 | | 4 | ---- | 6023 271 | |
| | NUT, to Bumper, VP1, VP2, VD1, VD2, Sta. Wgn., VA3 | | 2 | ---- | 6023 925 | 6023 925 |
| | NUT and WASHER, Bracket to Bumper, VA3, VC1, VC2, VC3 | | 8 | ---- | 6023 271 | 6023 271 |
| | NUT and WASHER, to Bracket, except Sta. Wgn., VA3, VC1, VC2, VC3 | | 8 | ---- | 6023 271 | 6023 271 |
| 8-50-0 PARKING AND TURN SIGNAL LAMP | | | | | | |
| 8-50-82 | SWITCH, Turn Signal, VP1, VP2, VD1, VD2 | | 1 | 2496 163 | 2496 163 | |
| | w/o Adjustable Tilt Steering Wheel, VA3, VC1, VC2, VC3 | | 8 | ---- | 2496 163 | 2496 163 |
| | w/Adjustable Tilt Steering Wheel, VA3, VC1, VC2, VC3, VY1 | | 8 | ---- | 2496 192 | 2496 192 |
| | w/o Adjustable Tilt Steering Wheel, VY1 | | 8 | ---- | ---- | 2497 133 |
| 8-50-108 | SEAL, Turn Signal Indicator Lamp, VL1, VL2 | | 1 | 2291 139 | | |
| 8-50-114 | CABLE, Turn Signal Switch Cancelling, w/Adjust- able Tilt Steering Wheel, VA3, VC1, VC2, VC3 VY1 | | 8 | ---- | 2533 744 | 2533 744 |
| | | | 8 | ---- | ---- | 2533 743 |
| 8-50-126 | CAM, Turn Signal Switch Cancelling | | 1 | 2258 704 | 2258 704 | 2258 704 |
| | FINGER, Turn Signal Switch Cancelling, w/Adjust- able Tilt Steering Wheel, VA3 | | 8 | ---- | 2533 748 | 2533 748 |
| 8-50-129 | LEVER and KNOB, VP1, VP2, VD1, VD2 | | 1 | 2258 710 | 2258 710 | |
| | w/o Adjustable Tilt Steering Wheel, VA3, VC1, VC2, VC3 | | 8 | ---- | 2258 710 | 2428 903 |
| | w/Adjustable Tilt Steering Wheel, VA3, VC1, VC2, VC3 | | 8 | ---- | 2497 200 | 2497 200 |
| | w/o Adjustable Tilt Steering Wheel, VY1 | | 8 | ---- | ---- | 2427 467 |
| | w/Adjustable Tilt Steering Wheel, VY1 | | 8 | ---- | ---- | 2497 199 |
| 8-50-130 | SCREW, Turn Signal Switch Lever Mounting | | 1 | 6023 490 | 6023 490 | 6023 490 |
| 8-50-132 | RETAINER, Steering Wheel Cancelling Finger, w/Adjustable Tilt Steering Wheel, VA3 | | 8 | ---- | 2533 747 | 2533 747 |
| 8-50-156 | SOCKET, Turn Signal Indicator Lamp, on Printed Circuit Board, VV1, VV2 | | 1 | 2257 440 | | |
| | On Printed Circuit Board, VL1, VL2, VP1, VP2 VA3 | | 2 | 2257 440 | 2496 279 | 2496 279 |
| | | | 8 | ---- | 2097 003 | |
| 8-50-159 | CONTACT, Turn Signal Indicator Lamp Socket, VA3 | | 8 | ---- | 2256 966 | |

* Indicates use as required.

Numerals in parentheses () refer to notes.

Printed in U.S.A.

† Indicates parts not listed in any previous parts book.

Prices and specifications subject to change without notice.

• Indicates change or addition.

1964 PASSENGER CAR PARTS CATALOG

ELECTRICAL

| CODE | PART NAME AND DESCRIPTION | CYL | PER CAR | VALIANT DART | PLYMOUTH DODGE | CHRYSLER IMPERIAL |
|---|---|-----|---------|--------------|----------------|-------------------|
| 8-50-0 PARKING AND TURN SIGNAL LAMP - Cont'd | | | | | | |
| 8-50-171 | BEZEL and LENS, Turn Signal, Right, VA3 | 8 | 1 | ---- | 2491 774 | |
| | Left, VA3 | 8 | 1 | ---- | 2491 775 | |
| 8-50-186 | FLASHER, Turn Signal, VD1-L-M, VD2-L-M | | 1 | E2584 854 | E2584 854 | E2584 854 |
| | Sta. Wgn., VP1, VP2, VA3 | | 1 | ---- | E2584 854 | |
| | Except Sta. Wgn., VP1, VP2, VA3 | | 1 | ---- | 2426 865 | |
| | VD1-H, VD2-H-P | | 1 | ---- | 2426 865 | |
| 8-50-191 | CLIP, Turn Signal Flasher Mounting | | 1 | 2426 194 | 2426 194 | 2426 194 |
| 8-50-218 | WIRING, Turn Signal Switch Jumper, w/Adjustable Tilt Steering Wheel, VA3 | 8 | 1 | ---- | 2497 171 | 2497 171 |
| 8-50-303 | LAMP, Parking and Turn Signal, Right, VV1, VV2, Barracuda | | 1 | 2449 986 | | |
| | Left, VV1, VV2, Barracuda | | 1 | 2449 987 | | |
| | Right, VV1, VV2, VP1, VP2 | | 1 | 2424 862 | 2483 158 | |
| | Left, VV1, VV2, VP1, VP2 | | 1 | 2424 863 | 2483 159 | |
| | Right, Amber, VA3 | 8 | 1 | ---- | 2243 150 | |
| | Left, Amber, VA3 | 8 | 1 | ---- | 2243 151 | |
| | Right, VC1, VC2, VC3 | 8 | 1 | ---- | ---- | 2524 132 |
| | Left, VC1, VC2, VC3 | 8 | 1 | ---- | ---- | 2524 133 |
| 8-50-304 | LAMP PACKAGE, VL1, VL2 | | 2 | 2448 602 | | |
| 8-50-305 | BRACKET, Parking and Turn Signal Lamp Attaching, Right, except Barracuda, VV1, VV2 | | 1 | 2524 046 | | |
| | Left, VV1, VV2 | | 1 | 2524 047 | | |
| 8-50-307 | NUT, VV1, VV2, Barracuda | | 1 | 6006 037 | | |
| | NUT and WASHER, VV1, VV2, VY1 | | 4 | 6023 201 | | |
| | VD1, VD2 | | 6 | ---- | 6023 201 | 6023 202 |
| | SPEED NUT, Bracket Mounting, VY1 | 8 | 4 | ---- | ---- | 6022 162 |
| 8-50-308 | GASKET, VP1, VP2, VA3, VC1, VC2, VC3 | | 2 | ---- | 2243 158 | 2243 158 |
| | VY1 | 8 | 2 | ---- | ---- | 2424 902 |
| 8-50-312 | HOUSING PACKAGE, VD1, VD2 | | 2 | ---- | 2448 659 | |
| | Right, VY1 | 8 | 1 | ---- | ---- | 2448 647 |
| | Left, VY1 | 8 | 1 | ---- | ---- | 2448 648 |
| 8-50-315 | BEZEL, Right, VV1, VV2, Barracuda | | 1 | 2524 516 | | |
| | Left, VV1, VV2, Barracuda | | 1 | 2524 517 | | |
| | VL1, VL2 | | 2 | 2188 277 | | |
| 8-50-334 | LENS and GASKET PACKAGE, Parking and Turn Signal Lamp, Clear, Export, Right, VV1, VV2 | | 1 | 2275 212 | | |
| | Left, VV1, VV2 | | 1 | 2275 211 | | |
| | Right, Amber, VV1, VV2 | | 1 | 2448 825 | | |
| | Left, Amber, VV1, VV2 | | 1 | 2448 826 | | |
| | VV1, VV2, Barracuda | | 2 | *2525 662 | | |
| | Amber, VL1, VL2 | | 2 | E2448 299 | | |
| | Right, Clear, Export, VP1, VP2 | | 1 | ---- | 2525 514 | |
| | Left, Clear, Export, VP1, VP2 | | 1 | ---- | 2525 515 | |
| | Right, Amber, VP1, VP2 | | 1 | ---- | 2495 506 | |
| | Left, Amber, VP1, VP2 | | 1 | ---- | 2495 507 | |
| | Clear, Export, VD1, VD2 | | 2 | ---- | 2448 661 | |
| | Amber, VD1, VD2 | | 2 | ---- | 2448 660 | |
| | Right, Amber, VA3, VC1, VC2, VC3 | 8 | 1 | ---- | 2448 270 | 2525 327 |
| | Left, Amber, VA3, VC1, VC2, VC3 | 8 | 1 | ---- | 2448 271 | 2525 328 |
| | Right, Clear, Export, VC1, VC2, VC3 | 8 | 1 | ---- | ---- | *2495 508 |
| | Left, Clear, Export, VC1, VC2, VC3 | 8 | 1 | ---- | ---- | *2495 509 |
| | Right, Clear, VY1 | 8 | 1 | ---- | ---- | 2448 651 |
| | Left, Clear, VY1 | 8 | 1 | ---- | ---- | 2448 652 |

* Indicates use as required.

Numerals in parentheses () refer to notes.

Printed in U.S.A.

E Indicates parts not listed in any previous parts book.

Prices and specifications subject to change without notice.

March 15, 1965 Supersedes March 16, 1964.

* Indicates change or addition.

| CODE | PART NAME AND DESCRIPTION | CYL | PER CAR | VALIANT DART | PLYMOUTH DODGE | CHRYSLER IMPERIAL |
|---|---|-----|---------|--------------|----------------|-------------------|
| 8-50-0 PARKING AND TURN SIGNAL LAMP - Cont'd | | | | | | |
| 8-50-337 | SCREW, to Grille, VV1, VV2, Barracuda | | 2 | 6025 039 | | |
| | STUD, Attaching, VV1, VV2, Barracuda | | 2 | 6024 962 | | |
| | SCREW, Lens Attaching, VV1, VV2 | | 2 | 6023 141 | | |
| | SCREW, Lens Attaching, VV1, VV2 | | 2 | 6024 164 | | |
| | SCREW, Lens Attaching, VL1, VL2 | | 2 | 6024 491 | | |
| | SCREW, Lens Attaching, VL1, VL2 | | 2 | 6024 492 | | |
| | SCREW, Lens Attaching, Upper, VD1, VD2 | | 4 | ---- | 6024 414 | |
| | SCREW, Lens Attaching, Lower, VD1, VD2 | | 4 | ---- | 6024 415 | |
| | SCREW, Lens Attaching, VP1, VP2, VA3, VC1, VC2, VC3 | | 4 | ---- | 6024 429 | 6024 429 |
| | SCREW, Lamp Attaching, Upper, VY1 | 8 | 2 | ---- | ---- | 6024 496 |
| | SCREW, Lens Attaching, VY1 | 8 | 4 | ---- | ---- | *6023 292 |
| 8-50-338 | GASKET, Lens, VV1, VV2, Barracuda | | 2 | 2524 519 | | |
| | VV1, VV2, VD1, VD2 | | 2 | 2480 821 | 2480 257 | |
| 8-50-349 | SOCKET and CABLE, VP1, VP2, VA3 | | 2 | 1903 517 | 1903 517 | 1903 517 |
| | VD1, VD2 | | 2 | ---- | 2427 913 | |
| 8-50-354 | SPRING, INSULATOR and CONTACT PACKAGE, Socket | | 2 | 2198 860 | 2198 860 | 2198 860 |
| 8-52-0 STARTING MOTOR | | | | | | |
| 8-52-4 | STARTING MOTOR, Assembly, w/170 cu. in. Eng. w/225 cu. in. Eng. | 6 | 1 | 2098 500 | | |
| | w/Manual Trans., 11" Clutch, Taxi | 6 | 1 | ---- | 2095 753 | |
| | VP2, VD2 | 8 | 1 | 2095 150 | 2095 150 | |
| | w/Manual Trans., VA3, VC1, VC2 | 8 | 1 | ---- | 1889 200 | 1889 200 |
| | w/Auto. Trans., VA3 | 8 | 1 | ---- | 2095 150 | 2095 150 |
| | w/4 Speed Manual Trans., VA3, VC2 | 8 | 1 | ---- | 2095 150 | 2095 150 |
| 8-52-8 | SHIELD, Trans., Case to Starter Motor, w/Auto. Trans., Police and Taxi | 6 | 1 | ---- | B2125 014 | |
| 8-52-39 | SEAL, Cylinder Block to Starter, VP1, VP2, VD1, VD2, VA3 Police | | 1 | 2129 234 | 2129 234 | |
| | w/Manual Trans., VA3 except Police, VC1, VC2 | 8 | 1 | ---- | 2128 285 | 2128 285 |
| | w/Auto. Trans., VA3 except Police | 8 | 1 | ---- | 2129 234 | 2129 234 |
| 8-52-328 | RELAY, Starter, w/Manual Trans., VC1, VC2 | | 1 | *2444 516 | *2444 516 | *2444 516 |
| | w/Auto. Trans. | | 1 | 2095 608 | 2095 608 | 2095 608 |
| | SCREW, Mounting | | 2 | 6006 120 | 6006 120 | 6006 120 |
| 8-52-357 | CABLE, Starting Motor to Starter Relay, 100 Amp., VP1, VP2, VD1, VD2 | | 1 | ---- | 2496 649 | |
| 8-52-369 | GROMMET, Starter Frame, VP1, VD1, VA3, VC1, VC2 | | 1 | ---- | 1889 362 | 1889 362 |

FOR MODEL APPLICATION SEE CODE 8-52-4

| CODE | STARTING MOTOR COMPONENT PARTS | STARTER ASSEMBLIES | | | |
|---------|--|--------------------|----------|----------|----------|
| | | 1889 200 | 2095 150 | 2098 500 | 2095 753 |
| 8-52-5 | SCREW and WASHER, Mounting Upper | 9413 794 | 6023 899 | 6024 210 | ---- |
| | STUD, Mounting Lower | 9417 094 | 2095 875 | 2095 875 | 9417 094 |
| 8-52-41 | CLUTCH | 1889 129 | 2095 122 | 2095 122 | 1889 129 |
| 8-52-49 | FORK and PIN PACKAGE, Shifting | 2084 093 | ---- | ---- | 2084 093 |
| | FORK, Shifting | ---- | 2095 134 | 2095 134 | ---- |

* Indicates use as required.

Numerals in parentheses () refer to notes.

Printed in U.S.A.

□ Indicates parts not listed in any previous parts book.

Prices and specifications subject to change without notice.

* Indicates change or addition.

Page 8-67

March 15, 1965 Supersedes March 16, 1964.

8-52-0 STARTING MOTOR - Cont'd

FOR MODEL APPLICATION SEE CODE 8-52-4

| CODE | STARTING MOTOR COMPONENT PARTS | STARTER ASSEMBLIES | | | |
|----------|---|--------------------|------------|-----------|-----------|
| | | 1889 200 | 2095 150 + | 2098 500 | 2095 753 |
| 8-52-50 | PIN, Shifting Fork Pivot | 456 098 | 2095 133 | 2095 133 | 456 098 |
| 8-52-61 | RING, Clutch Actuator Retaining | ---- | 2095 130 | 2095 130 | ---- |
| 8-52-67 | SNAP RING, Pinion Shaft Gear Retaining | ---- | 2095 117 | 2095 117 | ---- |
| | SNAP RING, Clutch Drive Sleeve | 2095 350 | ---- | ---- | 2095 350 |
| 8-52-76 | HOUSING, Pinion | 1889 154 | ---- | ---- | 2095 752 |
| | HOUSING, Gear | ---- | 2095 112 | 2095 112 | ---- |
| 8-52-80 | BEARING, Pinion Housing End Head | 2098 986 | 2098 986 | 2098 986 | 2098 986 |
| | BEARING, Drive Shaft | ---- | ---- | 2098 987 | ---- |
| | Pinion Housing | ---- | 2098 987 | ---- | ---- |
| 8-52-82 | STOP, SNAP RING and STOP WASHER PACKAGE, Pinion | 2448 804 | ---- | ---- | 2448 804 |
| 8-52-87 | ACTUATOR and RETAINING RING PACKAGE, Clutch Shifting | ---- | 2275 556 | 2275 556 | ---- |
| 8-52-88 | BOOT, Shifting Fork | 1889 147 | ---- | ---- | 1889 147 |
| 8-52-89 | SHAFT, Pinion | ---- | 2095 118 | 2095 118 | ---- |
| 8-52-96 | GEAR and SNAP RING PACKAGE, Pinion Shaft | ---- | 2275 557 | 2275 557 | ---- |
| 8-52-98 | THRUST WASHER and RETAINING RING PACKAGE, Pinion Shaft | ---- | 2275 558 | 2275 558 | ---- |
| 8-52-100 | RING, Pinion Shaft Retaining | ---- | 6022 006 | 6022 006 | ---- |
| 8-52-101 | COVER, Gear Housing | ---- | 2095 116 | 2095 116 | ---- |
| 8-52-102 | WASHER, Pinion Shaft Gear | *2095 114 | *2095 114 | *2095 114 | *2095 114 |
| 8-52-120 | ARMATURE | 1889 079 | 2095 094 | 2098 496 | 1889 079 |
| 8-52-121 | THRUST WASHER PACKAGE, Armature | ---- | 2275 555 | 2275 555 | ---- |
| 8-52-135 | BRUSH PACKAGE | *2525 529 | ---- | ---- | *2525 529 |
| 8-52-137 | PLATE and BRUSH PACKAGE, Brush Holder | ---- | 2275 550 | 2275 550 | ---- |
| 8-52-140 | SPRING PACKAGE, Brush | 2084 666 | 2084 666 | 2084 666 | 2084 666 |
| 8-52-142 | SEALER, Brush Plate | ---- | 2421 838 | 2421 838 | ---- |
| 8-52-150 | PLATE, Brush Holder | 1889 044 | ---- | ---- | 1889 044 |
| 8-52-176 | HEAD, Commutator End | 1889 363 | 2095 076 | 2095 076 | 1889 363 |
| 8-52-180 | THRUST WASHER PACKAGE, Commutator End | 2240 529 | ---- | ---- | 2240 529 |
| 8-52-214 | FIELD SERIES and SHUNT COIL PACKAGE | 2084 088 | 2275 248 | 2421 474 | 2084 088 |
| | COIL, Field Series, Complete | ---- | 2095 085 | ---- | ---- |
| | WASHER, Field Series Coil Ground | ---- | ---- | 9418 398 | ---- |
| 8-52-227 | RIVET, Field Series Coil Ground | ---- | B6024 244 | B6024 244 | ---- |
| 8-52-241 | SCREW, Thru | 1889 080 | 2095 105 | 2095 105 | 1889 080 |

★ Indicates use as required.

Numerals in parentheses () refer to notes.

Printed in U.S.A.

⊠ Indicates parts not listed in any previous parts book.

Prices and specifications subject to change without notice.

March 15, 1965 Supersedes March 16, 1964.

* Indicates change or addition.

8-52-O STARTING MOTOR - Cont'd

FOR MODEL APPLICATION SEE CODE 8-52-4

| CODE | STARTING MOTOR COMPONENT PARTS | STARTER ASSEMBLIES | | | |
|----------|---|--------------------|----------|----------|----------|
| | | 1889 200 | 2095 150 | 2098 500 | 2095 753 |
| 8-52-341 | CONTACT and COVER GASKET PACKAGE, Solenoid | 2084 091 | ---- | ---- | 2084 091 |
| 8-52-342 | CONTACT and SPRING PACKAGE, Solenoid Switch | ---- | 2275 553 | 2275 553 | ---- |
| 8-52-344 | COVER and GASKET PACKAGE, Solenoid | 2084 090 | ---- | ---- | 2084 090 |
| 8-52-345 | SOLENOID PACKAGE | 1889 146 | 2275 554 | 2275 554 | 1889 146 |
| 8-52-354 | STUD PACKAGE, Terminal Relay | 2084 094 | 2421 837 | 2421 837 | 2084 094 |
| 8-52-372 | STUD and WASHER PACKAGE, Solenoid Terminal | ---- | 2275 551 | 2275 551 | ---- |
| 8-52-375 | CORE, Solenoid Moving | 1889 151 | 2095 155 | 2095 155 | 1889 151 |
| 8-52-389 | SEAL, Solenoid Contact | ---- | 2098 660 | 2098 660 | ---- |

| CODE | PART NAME AND DESCRIPTION | CYL | PER CAR | VALIANT DART | PLYMOUTH DODGE | CHRYSLER IMPERIAL |
|--|---|-----|---------|--------------|----------------|-------------------|
| 8-53-O SWITCHES | | | | | | |
| 8-53-150 | SWITCH, Foot Dimmer | | 1 | 1881 938 | 1881 938 | 1881 938 |
| | GROMMET | | 1 | 2292 474 | 2292 474 | 2292 474 |
| 8-53-154 | SCREW, Foot Dimmer Switch Mounting | | 2 | 6024 699 | 6024 699 | 6024 699 |
| 8-53-270 | SWITCH, Headlamp and Instrument Lamp, VP1, VP2, VD1, VD2, VC1, VC2, VC3 | | 1 | 2448 823 | 2298 855 | 2298 855 |
| | w/Console, VP2-P, VD2-P, VC2 | 8 | 1 | ---- | 2497 778 | 2497 778 |
| | VA3, VY1 | 8 | 1 | ---- | 2421 453 | 2426 660 |
| 8-53-271 | NUT, Switch Finish Plate Mounting to Headlamp Switch, VY1 | 8 | 1 | ---- | ---- | 1971 521 |
| 8-53-294 | BEZEL, Mounting, VV1, VV2, VP1, VP2 | | 1 | 2256 432 | 2256 432 | |
| | VD1, VD2 | | 1 | ---- | 2290 363 | |
| 8-53-296 | KNOB, VV1, VV2, VP1, VP2, VC1, VC2, VC3 | | 1 | 2291 288 | 2291 288 | 2290 824 |
| | VL1, VL2, VD1, VD2, VY1 | | 1 | 2290 701 | 2290 701 | 2426 655 |
| | VA3 | 8 | 1 | ---- | 2426 398 | |
| 8-53-312 | RETAINER, VP1, VP2, VC1, VC2, VC3 | | 1 | 1887 604 | 1887 604 | 2290 720 |
| 8-53-317 | BEZEL and SPRING, VA3 | 8 | 1 | ---- | 2097 503 | |
| 8-53-327 | SWITCH, Low Oil Pressure, VP1, VP2, VC1, VC2, VC3 | | 1 | 1818 830 | 1818 830 | 1818 830 |
| | SENDING UNIT, Oil Pressure, VD1, VD2, VA3, VY1 | | 1 | ---- | 2495 222 | 2495 222 |
| 8-55-O TAIL, STOP AND DIRECTIONAL SIGNAL LAMP | | | | | | |
| 8-55-1 | LAMP PACKAGE, Tail, Stop and Turn Signal, Sta. Wgn., VP1, VP2 | | 2 | ---- | 2448 832 | |
| | Right, Sta. Wgn., VC1, VC3 | 8 | 1 | ---- | ---- | 2448 827 |
| | Left, Sta. Wgn., VC1, VC3 | 8 | 1 | ---- | ---- | 2448 828 |

★ Indicates use as required.

⊗ Indicates parts not listed in any previous parts book.

• Indicates change or addition.

Numerals in parentheses () refer to notes.

Printed in U.S.A.

Prices and specifications subject to change without notice.

1964 PASSENGER CAR PARTS CATALOG

ELECTRICAL

| CODE | PART NAME AND DESCRIPTION | CYL | PER CAR | VALIANT DART | PLYMOUTH DODGE | CHRYSLER IMPERIAL |
|---|--|-----|---------|--------------|----------------|-------------------|
| 8-55-0 TAIL, STOP AND DIRECTIONAL SIGNAL LAMP - Cont'd | | | | | | |
| 8-55-7 | LAMP, Tail, Stop and Turn Signal, except Sta. Wgn., VL1, VL2 | | 2 | 2423 306 | | |
| | Right, except Sta. Wgn., VP1-H, VP2-H-P | | 1 | ---- | 2481 620 | |
| | Left, except Sta. Wgn., VP1-H, VP2-H-P | | 1 | ---- | E2481 621 | |
| | Right, except Sta. Wgn., VP1-L-M, VP2-L-M | | 1 | ---- | E2481 618 | |
| | Left, except Sta. Wgn., VP1-L-M, VP2-L-M | | 1 | ---- | 2481 619 | |
| | Right, except Sta. Wgn., VD1-L-M, VD2-L-M | | 1 | ---- | 2424 010 | |
| | Left, except VD1-L-M, VD2-L-M | | 1 | ---- | 2424 011 | |
| | Tail, except Sta. Wgn., VD1-L-M, VD2-L-M | | 2 | ---- | 2424 218 | |
| | Tail, Stop, Turn Signal and Back-Up, Right, VY1 | 8 | 1 | ---- | ---- | 2423 348 |
| | Left, VY1 | 8 | 1 | ---- | ---- | 2423 349 |
| 8-55-8 | GASKET, Tail, Stop and Turn Signal Lamp Housing, Sta. Wgn., VL1-L-H, VL2-L-H | | 2 | 2480 335 | | |
| | Tail, Stop and Turn Signal Lamp, Sta. Wgn., VP1, VP2 | | 2 | ---- | 2480 601 | |
| | Tail, Stop and Turn Signal Lamp, Sta. Wgn., VD1, VD2 | | 2 | ---- | 2422 727 | |
| 8-55-9 | NUT, Tail, Stop, Turn Signal and Back-Up Lamp Attaching, Sta. Wgn., VV1, VV2 | | 6 | 6014 023 | | |
| | NUT, Tail, Stop, Turn Signal and Back-Up Lamp, except Sta. Wgn., VV1, VV2 | | 8 | 6023 539 | | |
| | NUT and WASHER, Tail, Stop, Turn Signal and Back-Up Lamp, VV1, VV2, Barracuda | | 8 | *6023 202 | | |
| | NUT, Tail, Stop and Turn Signal Lamp, Sta. Wgn., VL1-L-H, VL2-L-H | | 6 | 6014 023 | | |
| | NUT, Tail, Stop and Turn Signal Lamp, Stamped, except Sta. Wgn., VP1, VP2 | | 12 | ---- | 6024 152 | |
| | NUT, Tail, Stop, Turn Signal and Back-Up Lamp, VD1-H, VD2-H-P | | 13 | ---- | 6023 539 | |
| | NUT, Tail, Stop and Turn Signal Lamp, except Sta. Wgn., VD1-L-M, VD2-L-M | | 8 | ---- | 6023 539 | |
| | NUT, Tail Lamp, except Sta. Wgn., VD1-L-M, VD2-L-M | | 8 | ---- | 6023 539 | |
| | NUT, Tail Lamp Mounting, Inboard, Sta. Wgn., VD1, VD2 | | 4 | ---- | 6023 111 | |
| | NUT, Tail Lamp Mounting, Outboard, Sta. Wgn., VD1, VD2 | | 4 | ---- | 6000 286 | |
| | NUT, Tail, Stop and Turn Signal Lamp, Sta. Wgn., VA3 | 8 | 12 | ---- | 6014 023 | |
| | NUT, Tail, Stop and Turn Signal Lamp Attaching, except Sta. Wgn., VA3 | 8 | 10 | ---- | 6023 204 | |
| | NUT, Tail, Stop and Turn Signal Lamp Attaching, except Sta. Wgn., VC1, VC2, VC3 | 8 | 6 | ---- | ---- | 6023 939 |
| | NUT and WASHER, Tail, Stop, Turn Signal and Back-Up Lamp Attaching, VY1 | 8 | 6 | ---- | ---- | 6023 205 |
| 8-55-10 | STUD, Tail, Stop and Turn Signal Lamp Drive, except Sta. Wgn., VC1, VC2, VC3 | 8 | 4 | ---- | ---- | 6023 075 |
| 8-55-12 | CUP WASHER, Tail, Stop and Turn Signal Lamp Attaching, except Sta. Wgn., VV1, VV2, VC1, VC2, VC3 | | 2 | *6023 185 | ---- | *6023 185 |
| | WASHER, Tail Stop, Turn Signal and Back-Up Lamp, VD1-H, VD2-H-P | | 4 | ---- | 2189 185 | |
| 8-55-23 | REINFORCEMENT, Tail Lamp Opening, Upper, Right, except Sta. Wgn., VA3 | 8 | 1 | ---- | 2481 078 | |
| | Left, Upper, except Sta. Wgn., VA3 | 8 | 1 | ---- | 2481 079 | |
| | REINFORCEMENT and EXTENSION, Lower, Right, except Sta. Wgn., VA3 | 8 | 1 | ---- | 2493 416 | |
| | Left, Lower, except Sta. Wgn., VA3 | 8 | 1 | ---- | 2493 417 | |

★ Indicates use as required.

Numerals in parentheses () refer to notes.

Printed in U.S.A.

E Indicates parts not listed in any previous parts book.

Prices and specifications subject to change without notice.

March 15, 1965 Supersedes March 16, 1964.

Page 8-70

* Indicates change or addition.

| CODE | PART NAME AND DESCRIPTION | CYL | PER CAR | VALIANT DART | PLYMOUTH DODGE | CHRYSLER IMPERIAL |
|--|---|-----|---------|--------------|----------------|-------------------|
| 8-55-0 TAIL, STOP AND TURN SIGNAL LAMP - Cont'd | | | | | | |
| 8-55-34 | EXTENSION and WELT PACKAGE, Tail, Stop and Turn Signal Lamp Bezel, Right, Sta. Wgn., VA3 | 8 | 1 | ---- | 2495 520 | |
| | Left, Sta. Wgn., VA3 | 8 | 1 | ---- | 2495 521 | |
| 8-55-54 | CABLE, Tail, Stop and Turn Signal Lamp Socket, Sta. Wgn., VL1, VL2 | | 2 | 2291 301 | | |
| 8-55-57 | SOCKET, Tail, Stop and Turn Signal Lamp, except Sta. Wgn., VV1, VV2 | | 2 | 1841 893 | | |
| | Sta. Wgn., VP1, VP2, VD1, VD2, VC1, VC3 | 8 | 2 | 1863 196 | 1863 196 | |
| | Attaching, except Sta. Wgn., VC1, VC2, VC3 | 8 | 2 | ---- | ---- | 6023 185 |
| | VD1-L-M, VD2-L-M, VC1, VC2, VC3 | 2 | 2 | 2290 263 | 2290 263 | 2290 263 |
| | VD1-H, VD2-H-P | 4 | 2 | ---- | 2290 263 | |
| | Tail Lamp, Sta. Wgn., VD1, VD2 | 2 | 2 | ---- | 2427 265 | |
| | Tail Lamp, VD1-L-M, VD2-L-M, 2 D., 2 D. H.T. and 4 D., VD2-P, VY1 | 2 | 4 | ---- | 2427 822 | 2096 141 |
| | Except Sta. Wgn., VA3 | 8 | 4 | ---- | 2290 263 | |
| | Sta. Wgn., VA3 | 8 | 2 | ---- | 1903 517 | |
| | GROMMET, VY1 | 8 | 2 | ---- | ---- | 1370 460 |
| 8-55-63 | SPRING, INSULATOR and CONTACT PACKAGE, Tail, Stop and Turn Signal Lamp Socket | | * | *2584 972 | *2584 972 | *2584 972 |
| 8-55-136 | HOUSING PACKAGE, Tail, Stop and Turn Signal Lamp, Right, Sta. Wgn., VL1, VL2 | | 1 | 2448 686 | | |
| | Left, Sta. Wgn., VL1, VL2 | | 1 | 2448 687 | | |
| | Right, except Sta. Wgn., VV1, VV2 | | 1 | 2448 667 | | |
| | Left, except Sta. Wgn., VV1, VV2 | | 1 | 2448 668 | | |
| | Right, Sta. Wgn., VV1, VV2 | | 1 | 2448 697 | | |
| | Left, Sta. Wgn., VV1, VV2 | | 1 | 2448 698 | | |
| | Right, VV1, VV2, Barracuda | | 1 | 2525 643 | | |
| | Left, VV1, VV2, Barracuda | | 1 | 2525 644 | | |
| | HOUSING and GASKET PACKAGE, Tail, Stop, Turn Signal and Back-Up Lamp, Right, VD1-H, VD2-H-P | | 1 | ---- | 2448 657 | |
| | Left, VD1-H, VD2-H-P | | 1 | ---- | 2448 658 | |
| | HOUSING PACKAGE, Tail Lamp, Right, Sta. Wgn., VD1, VD2 | | 1 | ---- | 2495 204 | |
| | Left, Sta. Wgn., VD1, VD2 | | 1 | ---- | 2495 205 | |
| | Tail, Stop and Turn Signal Lamp, Right, Sta. Wgn., VD1, VD2 | | 1 | ---- | 2495 206 | |
| | Left, Sta. Wgn., VD1, VD2 | | 1 | ---- | 2495 207 | |
| | Right, except Sta. Wgn., VA3, VC1, VC2, VC3 | 8 | 1 | ---- | 2495 242 | 2448 691 |
| | Left, except Sta. Wgn., VA3, VC1, VC2, VC3 | 8 | 1 | ---- | 2495 243 | 2448 692 |
| | Right, Sta. Wgn., VA3 | 8 | 1 | ---- | 2495 524 | |
| | Left, Sta. Wgn., VA3 | 8 | 1 | ---- | 2495 525 | |
| | HOUSING, STUDS and SOCKET, w/Back-Up Lamp, Right, VY1 | 8 | 1 | ---- | ---- | 2480 844 |
| | Left, VY1 | 8 | 1 | ---- | ---- | 2480 845 |
| 8-55-140 | WELT, Tail, Stop, Turn Signal and Back-Up Lamp, Right, except Sta. Wgn., VV1, VV2, except Barracuda | | 1 | *2480 006 | | |
| | Left, except Sta. Wgn., VV1, VV2, except Barracuda | | 1 | *2480 007 | | |
| | Tail, Stop and Turn Signal Lamp, Right, Sta. Wgn., VV1, VV2 | | 1 | *2424 950 | | |
| | Left, Sta. Wgn., VV1, VV2 | | 1 | 2424 951 | | |
| | Except Sta. Wgn., VL1, VL2 | | 2 | 2424 882 | | |

* Indicates use as required.

Numerals in parentheses () refer to notes.

Printed in U.S.A.

E Indicates parts not listed in any previous parts book.

Prices and specifications subject to change without notice.

* Indicates change or addition.

March 15, 1965 Supersedes March 16, 1964.

1964 PASSENGER CAR PARTS CATALOG

ELECTRICAL

| CODE | PART NAME AND DESCRIPTION | CYL | PER CAR | VALIANT DART | PLYMOUTH DODGE | CHRYSLER IMPERIAL |
|--|--|-----|---------|--------------|----------------|-------------------|
| 8-55-0 TAIL, STOP AND TURN SIGNAL LAMP - Cont'd | | | | | | |
| 8-55-140 | WELT - Cont'd | | | | | |
| | Sta. Wgn. | | 2 | ---- | *2424 882 | |
| | Tail Lamp Housing, Sta. Wgn., VD1, VD2 . . . | | 2 | ---- | 2424 882 | |
| | Tail, Stop, Turn Signal and Back-Up Lamp, VD1-H, VD2-H-P | | 2 | ---- | 2424 882 | |
| | Tail, Stop and Turn Signal Lamp Housing, except Sta. Wgn., VC1, VC2, VC3 | 8 | 2 | ---- | ---- | 2524 070 |
| 8-55-158 | BEZEL, LENS and GASKET PACKAGE, Tail, Stop and Turn Signal Lamp, Right, Sta. Wgn., VL1, VL2 | | 1 | 2448 683 | | |
| | Left, Sta. Wgn., VL1, VL2 | | 1 | 2448 684 | | |
| | Except Sta. Wgn., VL1, VL2 | | 2 | 2448 801 | | |
| | BEZEL, LENS and GASKET PACKAGE, Tail, Stop and Turn Signal Lamp, Right, except Sta. Wgn., VP1-L-M, VP2-L-M | | 1 | ---- | 2495 210 | |
| | Left, except Sta. Wgn., VP1-L-M, VP2-L-M . . . | | 1 | ---- | 2495 211 | |
| | Right, except Sta. Wgn., VP1-H, VP2-H-P . . . | | 1 | ---- | 2495 212 | |
| | Left, except Sta. Wgn., VP1-H, VP2-H-P . . . | | 1 | ---- | 2495 213 | |
| | Sta. Wgn., VP1, VP2 | | 2 | ---- | 2448 833 | |
| | BEZEL and WELT PACKAGE, Tail, Stop and Turn Signal Lamp, Outer Sta. Wgn., VP1, VP2 | | 2 | ---- | 2448 834 | |
| | BEZEL and STUDS, Tail, Stop and Turn Signal Lamp, Right, except Sta. Wgn., VD1-L-M, VD2-L-M | | 1 | ---- | 2424 226 | |
| | Left, except Sta. Wgn., VD1-L-M, VD2-L-M . . . | | 1 | ---- | 2424 227 | |
| | Tail Lamp, except Sta. Wgn., VD1-L-M, VD2-L-M | | 2 | ---- | 2480 895 | |
| | Tail, Stop and Turn Signal Lamp, except Sta. Wgn., VD1-H, VD2-H-P | | 2 | ---- | 2480 895 | |
| | BEZEL, Tail Lamp Lens Extension, w/Housing Bezel, Right, Sta. Wgn., VD1, VD2 | | 1 | ---- | 2481 744 | |
| | Left, Sta. Wgn., VD1, VD2 | | 1 | ---- | 2481 745 | |
| | BEZEL, Tail, Stop and Turn Signal Lamp Lens Extension, w/Housing Bezel, Right, Sta. Wgn., VD1, VD2 | | 1 | ---- | 2481 730 | |
| | Left, Sta. Wgn., VD1, VD2 | | 1 | ---- | 2481 731 | |
| | BEZEL and WELT PACKAGE, Tail, Stop and Turn Signal Lamp, Right, Sta. Wgn., VA3 | 8 | 1 | ---- | 2495 522 | |
| | Left, Sta. Wgn., VA3 | 8 | 1 | ---- | 2495 523 | |
| | BEZEL, Tail, Stop, Turn Signal and Back-Up Lamp Lens, Right, VY1 | 8 | 1 | ---- | ---- | 2480 832 |
| | Left, VY1 | 8 | 1 | ---- | ---- | 2480 833 |
| 8-55-159 | STUD, Tail, Stop, Turn Signal and Back-Up Lamp Housing, VV1, VV2, Barracuda | | 8 | B6024 579 | | |
| | SCREW, Tail, Stop and Turn Signal Lamp Bezel Attaching, except Sta. Wgn., VP1-H, VP2-H-P. | | 4 | ---- | 9419 584 | |
| | SCREW, Tail, Stop and Turn Signal Lamp Bezel Attaching, Sta. Wgn., VA3 | 8 | 8 | ---- | 6025 037 | |
| | SCREW, Tail, Stop and Turn Signal Lamp Bezel Extension Attaching, Sta. Wgn., VA3 | 8 | 4 | ---- | 6024 340 | |
| | SCREW, Tail, Stop and Turn Signal Lamp Bezel Attaching, Sta. Wgn., VA3 | 8 | 2 | ---- | 1878 117 | |
| | STUD, Tail, Stop and Turn Signal Lamp Housing, except Sta. Wgn., VA3 | 8 | 6 | ---- | 6024 084 | |
| | SCREW, Tail, Stop, Turn Signal and Back-Up Lamp Lens Bezel, Inboard, VY1 | 8 | 4 | ---- | ---- | 6024 499 |
| | Outboard, VY1 | 8 | 2 | ---- | ---- | 6024 497 |
| | STUD, Tail, Stop, Turn Signal and Back-Up Lamp Housing Drive, VY1 | 8 | 6 | ---- | ---- | 6024 084 |

* Indicates use as required. Numerals in parentheses () refer to notes. Printed in U.S.A.
 † Indicates parts not listed in any previous parts book. Prices and specifications subject to change without notice.
 March 15, 1965 Supersedes March 16, 1964. Page 8-72 * Indicates change or addition.

| CODE | PART NAME AND DESCRIPTION | CYL | PER CAR | VALIANT DART | PLYMOUTH DODGE | CHRYSLER IMPERIAL |
|--|--|-----|---------|--------------|----------------|-------------------|
| 8-55-0 TAIL, STOP AND TURN SIGNAL LAMP - Cont'd | | | | | | |
| 8-55-161 | NUT, Tail, Stop and Turn Signal Lamp Housing, Sta. Wgn., VP1, VP2, VD1, VD2, VC1, VC3 . . . | | 8 | ---- | 6023 111 | 6014 023 |
| | NUT, Tail Lamp Bezel and Lens Attaching, Sta. Wgn., VD1, VD2 | | 4 | ---- | 1839 995 | |
| | NUT, Tail, Stop and Turn Signal Lamp Bezel and Lens Attaching, Sta. Wgn., VD1, VD2 . . . | | 4 | ---- | 1839 995 | |
| | NUT, Tail, Stop and Turn Signal Lamp Bezel to Collimator and Lens, Sta. Wgn., VA3 | 8 | 4 | ---- | 1839 995 | |
| | NUT, Tail, Stop and Turn Signal Lamp Housing Attaching, except Sta. Wgn., VC1, VC2, VC3 . | 8 | 8 | ---- | ---- | 6024 113 |
| | NUT, Tail, Stop and Turn Signal Lamp Housing Attaching, VY1. | 8 | 8 | ---- | ---- | 6023 204 |
| 8-55-162 | WASHER, Tail Lamp Housing, Sta. Wgn., VD1, VD2 | | 6 | ---- | 6022 997 | |
| | WASHER, Tail, Stop and Turn Signal Lamp Housing, Sta. Wgn., VD1, VD2 | | 8 | ---- | 6022 997 | |
| | WASHER, Tail, Stop, Turn Signal and Back-Up Lamp Housing, VD1-H, VD2-H-P | | 1 | ---- | 6022 007 | |
| | WASHER, Tail, Stop and Turn Signal Lamp Housing, VD1-H, VD2-H-P | | 4 | ---- | 2189 165 | |
| | SEALING WASHER, Tail, Stop, Turn Signal and Back-Up Lamp Bezel Drive Stud, Lower, except Sta. Wgn., VA3 | 8 | 4 | ---- | 6022 007 | |
| 8-55-163 | SEAL, Tail, Stop and Turn Signal Lamp Stud, except Sta. Wgn., VC1, VC2, VC3 | 8 | 6 | ---- | ---- | 2252 282 |
| 8-55-170 | PLUG, Tail Lamp Gage Hole, except Sta. Wgn., VA3 | 8 | 4 | ---- | 2216 829 | |
| 8-55-194 | <i>VP1H VA2H Exc WAGON</i> LENS and GASKET PACKAGE, Tail, Stop and Turn Signal Lamp, Right, except Sta. Wgn., VC1, VC2, VC3 | 8 | 1 | ---- | 2586550-1 | 2448 689 |
| | Left, except Sta. Wgn., VC1, VC2, VC3 | 8 | 1 | ---- | ---- | *2448 690 |
| | Right, Sta. Wgn., VV1 UP TO Approx. Sept. 1st | 6 | 1 | 2448 695 | | |
| | Right, Sta. Wgn., VV1 AFTER Approx. Sept. 1st, VV2 | 1 | 1 | 2525 279 | | |
| | Left, Sta. Wgn., VV1, VV2 | 1 | 1 | *2525 280 | | |
| | Right, except Sta. Wgn., VV1, VV2 | 1 | 1 | 2525 275 | | |
| | Left, except Sta. Wgn., VV1, VV2 | 1 | 1 | *2525 276 | | |
| | Right, VV1, VV2, Barracuda | 1 | 1 | 2525 645 | | |
| | Left, VV1, VV2, Barracuda | 1 | 1 | 2525 646 | | |
| | Tail Lamp, except Sta. Wgn., VD1-L-M, VD2-L-M | 2 | | ---- | 2448 655 | |
| | Right, Sta. Wgn., VD1, VD2 | 1 | | ---- | 2495 202 | |
| | Left, Sta. Wgn., VD1, VD2 | 1 | | ---- | 2495 203 | |
| | Tail, Stop and Turn Signal Lamp, except Sta. Wgn., VD1-L-M, VD2-L-M | 2 | | ---- | 2448 655 | |
| | VD1-H, VD2-H-P | 4 | | ---- | 2448 655 | |
| | Right, Sta. Wgn., VD1, VD2 | 1 | | ---- | 2495 208 | |
| | Left, Sta. Wgn., VD1, VD2 | 1 | | ---- | 2495 209 | |
| | LENS, COLLIMATOR and GASKET PACKAGE, Right, Outer, except Sta. Wgn., VA3 | 8 | 1 | ---- | 2495 244 | |
| | Left, Outer, except Sta. Wgn., VA3 | 8 | 1 | ---- | 2495 245 | |
| | Right, Inner, except Sta. Wgn., VA3 | 8 | 1 | ---- | 2495 246 | |
| | Left, Inner, except Sta. Wgn., VA3 | 8 | 1 | ---- | 2495 247 | |

* Indicates use as required.

Numerals in parentheses () refer to notes.

Printed in U.S.A.

E Indicates parts not listed in any previous parts book.

Prices and specifications subject to change without notice.

* Indicates change or addition.

March 15, 1965 Supersedes March 16, 1964.

| CODE | PART NAME AND DESCRIPTION | C Y L | PER CAR | VALIANT DART | PLYMOUTH DODGE | CHRYSLER IMPERIAL |
|--|--|-------------|------------|-----------------|-------------------|----------------------|
| 8-55-0 TAIL, STOP AND TURN SIGNAL LAMP - Cont'd | | | | | | |
| 8-55-194 | LENS, COLLIMATOR and GASKET PACKAGE, Right, Sta. Wgn., VA3 | 8 | 1 | ---- | 2495 518 | |
| | Left, Sta. Wgn., VA3 | 8 | 1 | ---- | 2495 519 | |
| | LENS and GASKET PACKAGE, Sta. Wgn., VC1, VC3 | 8 | 2 | ---- | ---- | 2448 829 |
| | LENS, COLLIMATOR and GASKET PACKAGE, Right, VY1 | 8 | 1 | ---- | ---- | 2448 842 |
| | Left, VY1 | 8 | 1 | ---- | ---- | 2448 843 |
| 8-55-209 | SCREW, Tail, Stop and Turn Signal Lamp Lens Attaching, VV1, VV2, Barracuda | | 4 | 9421 402 | | |
| | SCREW, Tail, Stop, Turn Signal and Back-Up Lamp Lens Attaching, Sta. Wgn., VV1, VV2 | | 4 | 6023 718 | | |
| | SCREW, Tail, Stop and Turn Signal Lamp Lens Attaching, except Sta. Wgn., VV1, VV2 | | 4 | 6023 935 | | |
| | SCREW, Tail, Stop and Turn Signal Lamp Lens to Housing, Sta. Wgn., VL1-L-H, VL2-L-H | | 6 | 6024 498 | | |
| | SCREW, Tail, Stop and Turn Signal Lamp Lens Attaching, except Sta. Wgn., VL1, VL2 | | 8 | 6024 485 | | |
| | SCREW, Tail, Stop and Turn Signal Lamp Lens Attaching, except Sta. Wgn., VP1, VP2 | | 16 | ---- | 9417 981 | |
| | SCREW, Tail, Stop and Turn Signal Lamp Lens, Sta. Wgn., VP1, VP2 | | 8 | ---- | *6024 495 | |
| | SCREW, Tail Lamp Bezel and Lens Attaching, Sta. Wgn., VD1, VD2 | | 8 | ---- | 6024 984 | |
| | SCREW, Tail, Stop and Turn Signal Lamp Bezel and Lens Attaching, Sta. Wgn., VD1, VD2 | | 8 | ---- | 6024 984 | |
| | SCREW, Tail, Stop and Turn Signal Lamp Lens Attaching, except Sta. Wgn., VA3 | 8 | 20 | ---- | 9419 928 | |
| | SCREW, Tail, Stop and Turn Signal Lamp Lens Mounting, except Sta. Wgn., VC1, VC2, VC3 | 8 | 8 | ---- | ---- | 9421 465 |
| | SCREW, Tail, Stop and Turn Signal Lamp Lens Attaching, Sta. Wgn., VC1, VC3 | 8 | 4 | ---- | ---- | 6024 115 |
| | SCREW, Tail, Stop and Turn Signal Lamp Lens Attaching, Sta. Wgn., VC1, VC3 | 8 | 4 | ---- | ---- | 6024 116 |
| 8-55-214 | GASKET, Tail, Stop and Turn Signal Lamp Lens, Sta. Wgn., VV1, VV2, VD1, VD2, VC1, VC3 | | 2 | 2424 236 | 2422 727 | 2480 269 |
| | Sta. Wgn., VP1, VP2 | | 2 | ---- | 2480 601 | |
| | Sta. Wgn., VA3 | 8 | 2 | ---- | 2482 931 | |
| 8-55-219 | REFLECTOR PACKAGE, w/Back-Up Lamp, VV1, VV2 | | 2 | 2448 699 | | |
| 8-55-220 | BUTTON, Reflector, Sta. Wgn., VP1, VP2 | | 2 | ---- | 2480 604 | |
| 8-55-300 | CONTACT, Socket | | * | *2256 966 | *2256 966 | *2256 966 |
| 8-56-0 BACK-UP LAMP | | | | | | |
| 8-56-1 | LAMP, Except Sta. Wgn., VL1, VL2 | | 2 | 2482 802 | | |
| | Sta. Wgn., VL1, VL2 | | 2 | 2244 042 | | |
| | Right, except Sta. Wgn., VP1, VP2 | | 1 | ---- | 2422 656 | |
| | Left, except Sta. Wgn., VP1, VP2 | | 1 | ---- | 2422 657 | |
| | w/License Lamp, Right, Sta. Wgn., VP1, VP2, VD1, VD2 | | 1 | ---- | 2422 728 | |
| | Left, Sta. Wgn., VP1, VP2, VD1, VD2 | | 1 | ---- | 2422 729 | |
| | Right, VD1-L-M, VD2-L-M, except Sta. Wgn. | | 1 | ---- | 2244 914 | |
| | Left, VD1-L-M, VD2-L-M, except Sta. Wgn. | | 1 | ---- | 2244 915 | |

* Indicates use as required.

Numerals in parentheses () refer to notes.

Printed in U.S.A.

E Indicates parts not listed in any previous parts book.

Prices and specifications subject to change without notice.

March 15, 1965 Supersedes March 16, 1964.

Page 8-74

* Indicates change or addition.

| CODE | PART NAME AND DESCRIPTION | C Y L | PER CAR | VALIANT DART | PLYMOUTH DODGE | CHRYSLER IMPERIAL |
|-------------------------------------|--|-------------|------------|-----------------|-------------------|----------------------|
| 8-56-0 BACK-UP LAMP - Cont'd | | | | | | |
| 8-56-1 | LAMP - Cont'd | | | | | |
| | Right, except Sta. Wgn., VA3, VC1, VC2, VC3 | 8 | 1 | ---- | 2243 160 | 2243 160 |
| | Left, except Sta. Wgn., VA3, VC1, VC2, VC3 | 8 | 1 | ---- | 2243 161 | 2243 161 |
| | w/License Lamp, Right, Sta. Wgn., VA3, VC1, VA3 | 8 | 1 | ---- | 2094 988 | 2094 988 |
| | w/License Lamp, Left, Sta. Wgn., VA3, VC1, VC3 | 8 | 1 | ---- | 2094 989 | 2094 989 |
| 8-56-2 | SWITCH and CABLE, w/Manual Trans., VC1, VC2 | | 1 | 2258 404 | 2258 404 | 2258 404 |
| | w/Auto. Trans. | | 1 | 1971 833 | 1972 052 | 1972 052 |
| | SWITCH, w/Mounting Bracket, w/Auto. Trans., w/Console, VP2-F, VD2-P, VC2 | 8 | 1 | ---- | E2580 600 | E2580 600 |
| | CLIP, Wiring, VP2-P, VD2-P, VC2 | 8 | 1 | ---- | 6015 377 | 6015 377 |
| 8-56-4 | NUT and SEAL, except Sta. Wgn., VD1-L-M, VD2-L-M | | 4 | ---- | 6023 097 | |
| 8-56-7 | LENS, w/License Lamp, Right, Sta Wgn., VA3, VC1, VC3 | 8 | 1 | ---- | 2094 992 | 2094 992 |
| | Left, Sta. Wgn., VA3, VC1, VC3 | 8 | 1 | ---- | 2094 993 | 2094 993 |
| 8-56-8 | LENS and GASKET PACKAGE, Right, except Sta. Wgn., VV1 UP TO Approx. Sept. 1st | 8 | 1 | 2448 665 | | |
| | Left, except Sta. Wgn., VV1 UP TO Approx. Sept. 1st | 6 | 1 | 2448 666 | | |
| | Right, Sta. Wgn., VV1 UP TO to Approx. Sept. 1st | 6 | 1 | 2448 693 | | |
| | Left, Sta. Wgn., VV1 UP TO Approx. Sept. 1st | 6 | 1 | 2448 694 | | |
| | Right, except Sta. Wgn., VV1 AFTER Approx. Sept. 1st, VV2 | | 1 | 2525 277 | | |
| | Left, except Sta. Wgn., VV1 AFTER Approx. Sept. 1st, VV2 | | 1 | 2525 278 | | |
| | Right, Sta. Wgn., VV1 AFTER Approx. Sept. 1st, VV2 | | 1 | 2525 281 | | |
| | Left, Sta. Wgn., VV1 AFTER Approx. Sept. 1st, VV2 | | 1 | 2525 282 | | |
| | VV1, VV2, Barracuda | | 2 | 2525 647 | | |
| | Except Sta. Wgn., VL1, VL2 | | 2 | 2421 801 | | |
| | Sta. Wgn., VL1, VL2 | | 2 | 2279 915 | | |
| | w/License Lamp, Right, Sta. Wgn., VP1, VP2, VD1, VD2 | | 1 | ---- | 2421 805 | |
| | w/License Lamp, Left, Sta. Wgn., VP1, VP2, VD1, VD2 | | 1 | ---- | 2421 806 | |
| | Right, except Sta. Wgn., VP1, VP2 | | 1 | ---- | 2421 802 | |
| | Left, except Sta. Wgn., VP1, VP2 | | 1 | ---- | 2421 803 | |
| | Right, except Sta. Wgn., VD1-L-M, VD2-L-M | | 1 | ---- | 2421 464 | |
| | Left, except Sta. Wgn., VD1-L-M, VD2-L-M | | 1 | ---- | 2421 465 | |
| | Except Sta. Wgn., VD1-H, VD2-H-P | | 2 | ---- | 2448 656 | |
| | Right, except Sta. Wgn., VA3, VC1, VC2, VC3 | 8 | 1 | ---- | 2299 336 | 2299 336 |
| | Left, except Sta. Wgn., VA3, VC1, VC2, VC3 | 8 | 1 | ---- | 2299 337 | 2299 337 |
| | LENS, COLLIMATOR and GASKET PACKAGE, Right, VY1 | 8 | 1 | ---- | ---- | 2448 840 |
| | Left, VY1 | 8 | 1 | ---- | ---- | 2448 841 |
| 8-56-10 | SCREW, Lens Attaching, VV1, VV2, Barracuda | | 6 | 9421 402 | | |
| | Lens to Housing, except Sta. Wgn., VL1, VL2 | | 4 | 6022 050 | | |
| | Lens, except Sta. Wgn., VP1, VP2 | | 4 | ---- | 1961 965 | |
| | Lens Attaching, except Sta. Wgn., VD1-L-M, VD2-L-M | | 4 | ---- | 6022 050 | |

* Indicates use as required.

Numerals in parentheses () refer to notes.

Printed in U.S.A.

E Indicates parts not listed in any previous parts book.

Prices and specifications subject to change without notice.

* Indicates change or addition.

March 15, 1965 Supersedes March 16, 1964.

1964 PASSENGER CAR PARTS CATALOG

ELECTRICAL

| CODE | PART NAME AND DESCRIPTION | C Y L | PER CAR | VALIANT DART | PLYMOUTH DODGE | CHRYSLER IMPERIAL |
|-------------------------------------|--|-------------|------------|-----------------|-------------------|----------------------|
| 8-56-0 BACK-UP LAMP - Cont'd | | | | | | |
| 8-56-16 | INSULATOR, Socket | | * | *6006 106 | *6006 106 | *6006 106 |
| 8-56-23 | GASKET, Lens, Sta. Wgn.; VL1, VL2, VA3, VC1, VC3 | | 2 | 2189 521 | 2094 994 | 2094 994 |
| 8-56-25 | WASHER, except Sta. Wgn., VP1, VP2 | | 4 | ---- | 6023 599 | |
| 8-56-27 | SPRING, INSULATOR and CONTACT PACKAGE. | | * | B2584 972 | B2584 972 | B2584 972 |
| 8-56-33 | CONTACT, Socket | | * | *2256 966 | *2256 966 | *2256 966 |
| 8-56-34 | SOCKET, except Sta. Wgn., VV1, VV2, VA3, VC1, VC2, VC3 | | 2 | 2096 848 | 2096 141 | 2096 141 |
| | Sta. Wgn., VV1, VV2, VA3, VC1, VC3 | | 2 | 2290 189 | 2096 648 | 2096 648 |
| | w/BOOT, VV1, VV2, Barracuda | | 2 | *2096 648 | | |
| | w/CABLE, VV1, VV2, Barracuda | | 2 | B2497 433 | | |
| | Except Sta. Wgn., VL1, VL2 | | 2 | 2426 243 | | |
| | Sta. Wgn., VL1, VL2 | | 2 | 2096 141 | | |
| | VP1, VP2, VD1-L-M, VD2-L-M, VY1 | | 2 | ---- | 2096 648 | 2096 141 |
| | VD1-H, VD2-H-P | | 2 | ---- | 2427 822 | |
| 8-56-36 | BEZEL and STUDS, VD1-H, VD2-H-P | | 2 | ---- | 2480 895 | |
| 8-56-40 | GASKET, except Sta. Wgn., VC1, VC2, VC3 | 8 | 2 | ---- | ---- | 2243 158 |
| 8-56-41 | SCREW, Sta. Wgn., VL1, VL2 | | 4 | 6024 490 | | |
| | w/License Lamp, Sta. Wgn., VP1, VP2, VD1, VD2 | | 4 | ---- | 6024 493 | |
| | SCREW, except Sta. Wgn., VD1-L-M, VD2-L-M | | 4 | ---- | 6022 050 | |
| | w/License Lamp, Sta. Wgn., VA3, VC1, VC3 | 8 | 6 | ---- | 6024 494 | 6024 494 |
| 8-56-46 | GASKET, Switch, w/Manual Trans., VC1, VC2 | | 1 | 1302 807 | 1302 807 | 1302 807 |
| | Switch Hole Plug, w/Manual Trans., VC1, VC2 | | 1 | 1302 807 | 1302 807 | 1302 807 |
| 8-56-53 | SCREW, Housing, except Sta. Wgn., VP1, VP2 | | 4 | ---- | 6023 414 | |
| 8-56-61 | COVER, Socket, except Sta. Wgn., VP1, VP2 | | 2 | ---- | 2480 145 | |
| 8-56-63 | PLUG, Sta. Wgn., VC1 | 8 | 2 | ---- | ---- | 2094 697 |
| 8-56-74 | WELT, except Sta. Wgn., VL1, VL2 | | 2 | 2449 522 | | |
| | Sta. Wgn., VL1, VL2 | | 2 | 2245 029 | | |
| | Right, except Sta. Wgn., VD1-L-M, VD2-L-M | | 1 | ---- | 2424 270 | |
| | Left, except Sta. Wgn., VD1-L-M, VD2-L-M | | 1 | ---- | 2424 271 | |
| 8-57-0 LICENSE LAMP | | | | | | |
| 8-57-7 | PLUG, Sta. Wgn., VP1-L-M, VP2-L-M, VD1-L-M, VD2-L-M, VA3 | | 2 | ---- | 2094 697 | |
| 8-57-10 | LAMP and HOUSING | | 1 | 2243 978 | | |
| | Except Sta. Wgn., VP1, VP2 | | 2 | ---- | 2422 664 | |
| | Except Sta. Wgn., VD1, VD2 | | 1 | ---- | 2483 735 | |
| | LAMP and HOUSING, except Sta. Wgn., VA3, VC1, VC2, VC3 | 8 | 1 | ---- | 2243 978 | 2243 978 |
| | VY1 | 8 | 1 | ---- | ---- | *2423 317 |
| 8-57-11 | SCREW, Mounting | | 2 | 6022 071 | | |
| | SCREW, Attaching, except Sta. Wgn., VP1, VP2 | | 4 | ---- | 1878 893 | |
| | SCREW, Attaching, except Sta. Wgn., VD1, VD2 | | 2 | ---- | 1878 893 | |
| | BOLT, Attaching, Sta. Wgn., VP1, VP2, VD1, VD2 | | 2 | ---- | 6025 081 | |
| | SCREW, Attaching, except Sta. Wgn., VA3, VC1, VC2, VC3 | 8 | 2 | ---- | 6022 071 | 6022 071 |
| | SCREW, Attaching, VY1 | 8 | 2 | ---- | ---- | 9418 292 |

* Indicates use as required.

Numerals in parentheses () refer to notes.

Printed in U.S.A.

B Indicates parts not listed in any previous parts book.

Prices and specifications subject to change without notice.

March 15, 1965 Supersedes March 16, 1964.

* Indicates change or addition.

| CODE | PART NAME AND DESCRIPTION | CYL | PER CAR | VALIANT DART | PLYMOUTH DODGE | CHRYSLER IMPERIAL |
|-------------------------------------|---|-----|---------|----------------------|----------------|-------------------|
| 8-57-0 LICENSE LAMP - Cont'd | | | | | | |
| 8-57-13 | U-NUT, Attaching, VY1 | 8 | 2 | ---- | ---- | 6024 153 |
| 8-57-79 | SOCKET, VY1 | | 1 | E2580 374 | ---- | E2580 374 |
| | VP1, VP2 | | 1 | 2290 933 | ---- | |
| | Sta. Wgn., VD1, VD2, VA3, VC1, VC3 | | 2 | ---- | 2096 141 | |
| | Except Sta. Wgn., VD1, VD2, VA3, VC1, VC2, VC3 | | 2 | ---- | 2096 141 | 2096 141 |
| | | | 1 | ---- | E2580 374 | E2580 374 |
| 8-57-89 | SPRING, INSULATOR AND CONTACT PACKAGE, Socket | | ★ | E2584 972 | E2584 972 | E2584 972 |
| 8-57-90 | INSULATOR, Socket | | ★ | *6006 106 | *6006 106 | *6006 106 |
| 8-57-109 | CONTACT, Socket | | ★ | *2256 966 | *2256 966 | *2256 966 |
| 8-58-0 STOP LAMP | | | | | | |
| 8-58-60 | SWITCH, Chromium Copper | | 1 | *2497 126 | ---- | ---- |
| | Cadmium Plated | | 1 | *2291 582 | ---- | ---- |
| | w/2 Prongs | | 1 | ---- | *2580 209 | |
| | w/4 Tail Lamps | | 1 | ---- | *2497 127 | *2497 127 |
| | w/2 Tail Lamps | | 1 | ---- | *2258 864 | *2258 864 |
| | Police and Taxi, w/WIRING and BRACKET, VP1, VP2, VD1, VD2 | | 1 | ---- | 2496 985 | |
| | Police and Taxi, w/o Wiring and Bracket, VP1, VP2, VD1, VD2 | | 1 | ---- | 2497 124 | |
| | SCREW and WASHER, Mounting | | 1 | 6023 541 | 6023 541 | 6023 541 |

NOTES

★ Indicates use as required.
 ☒ Indicates parts not listed in any previous parts book.
 * Indicates change or addition.

Numerals in parentheses () refer to notes.

Printed in U.S.A.
 Prices and specifications subject to change without notice.
 March 15, 1965.

