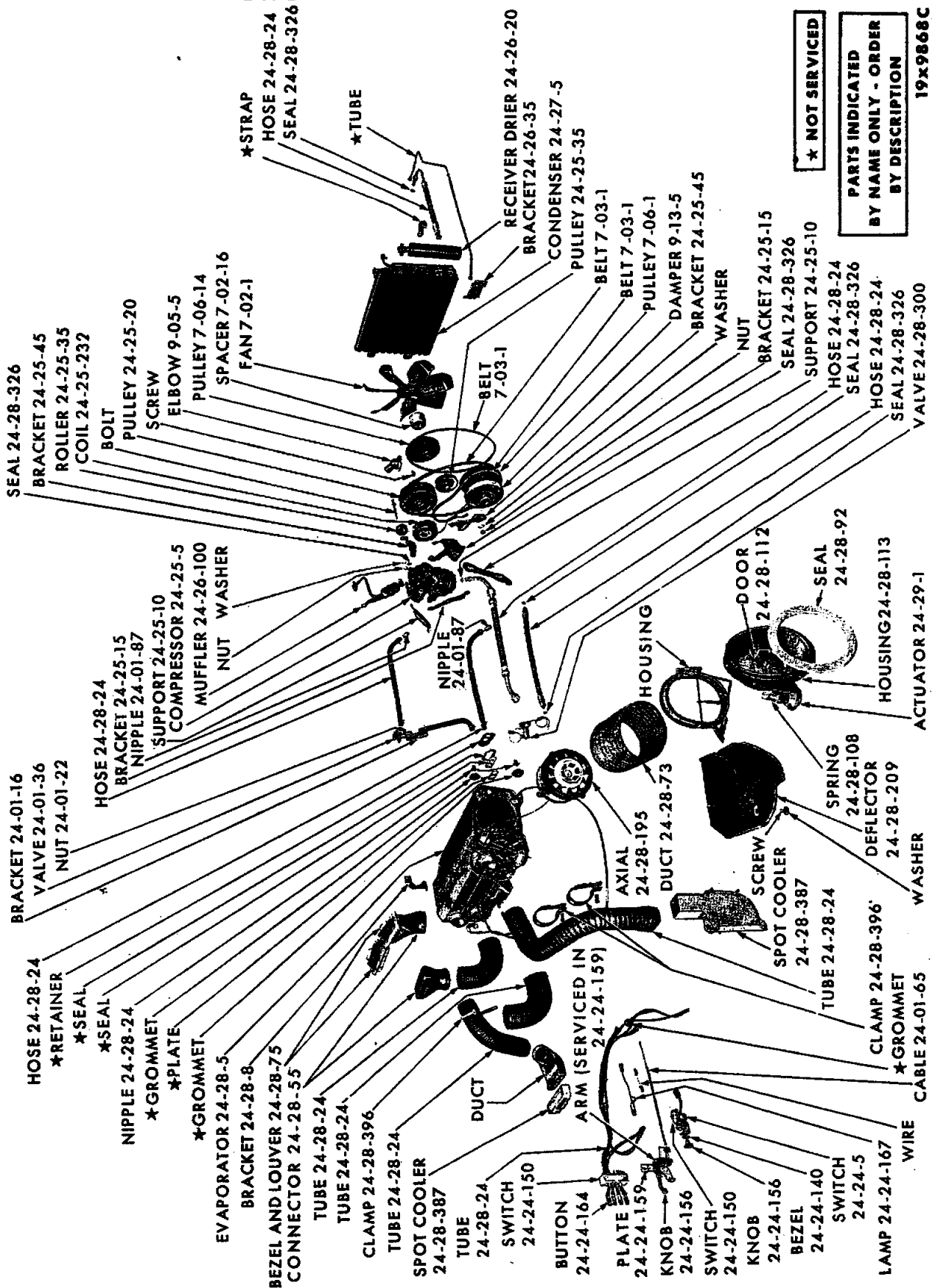
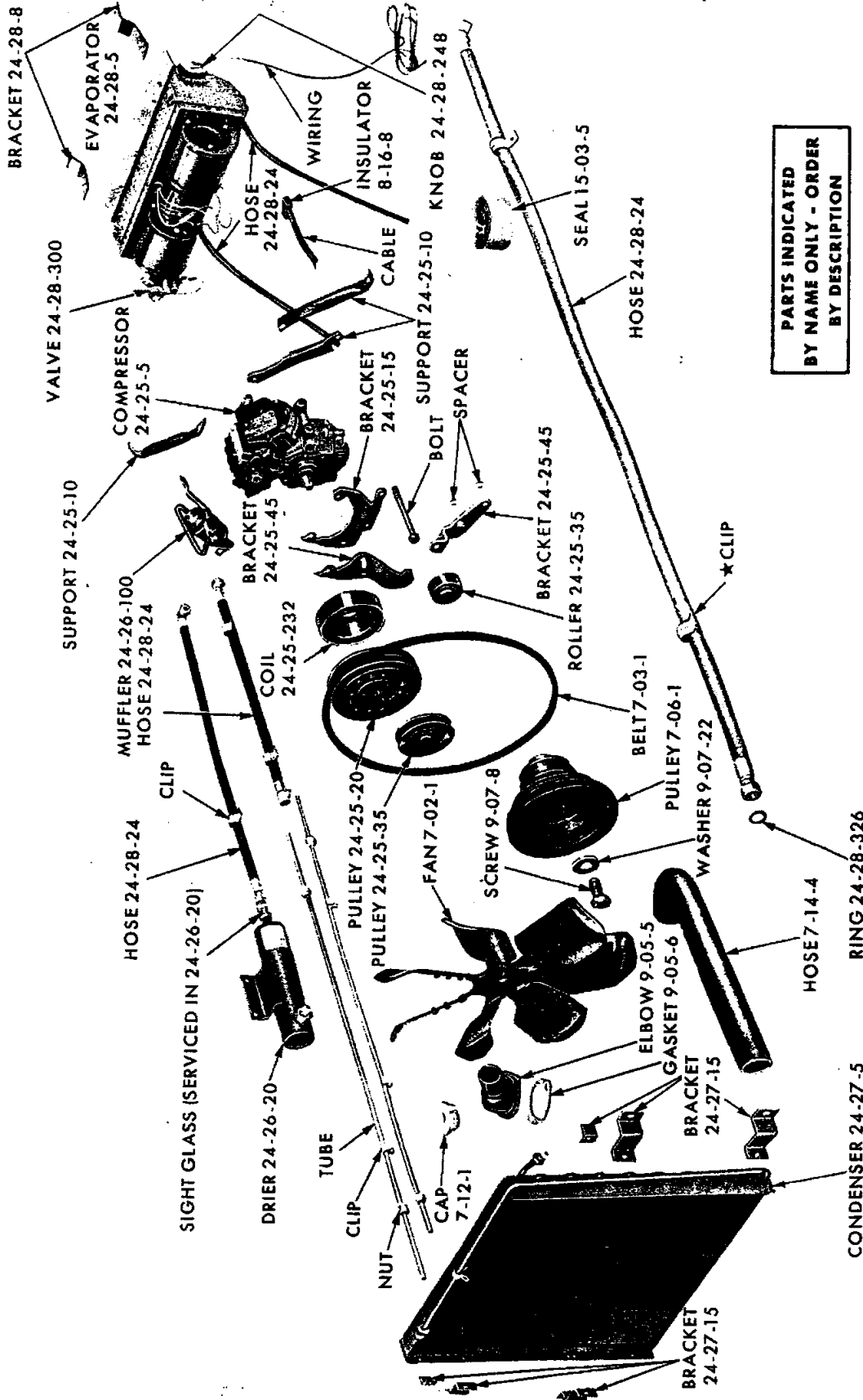


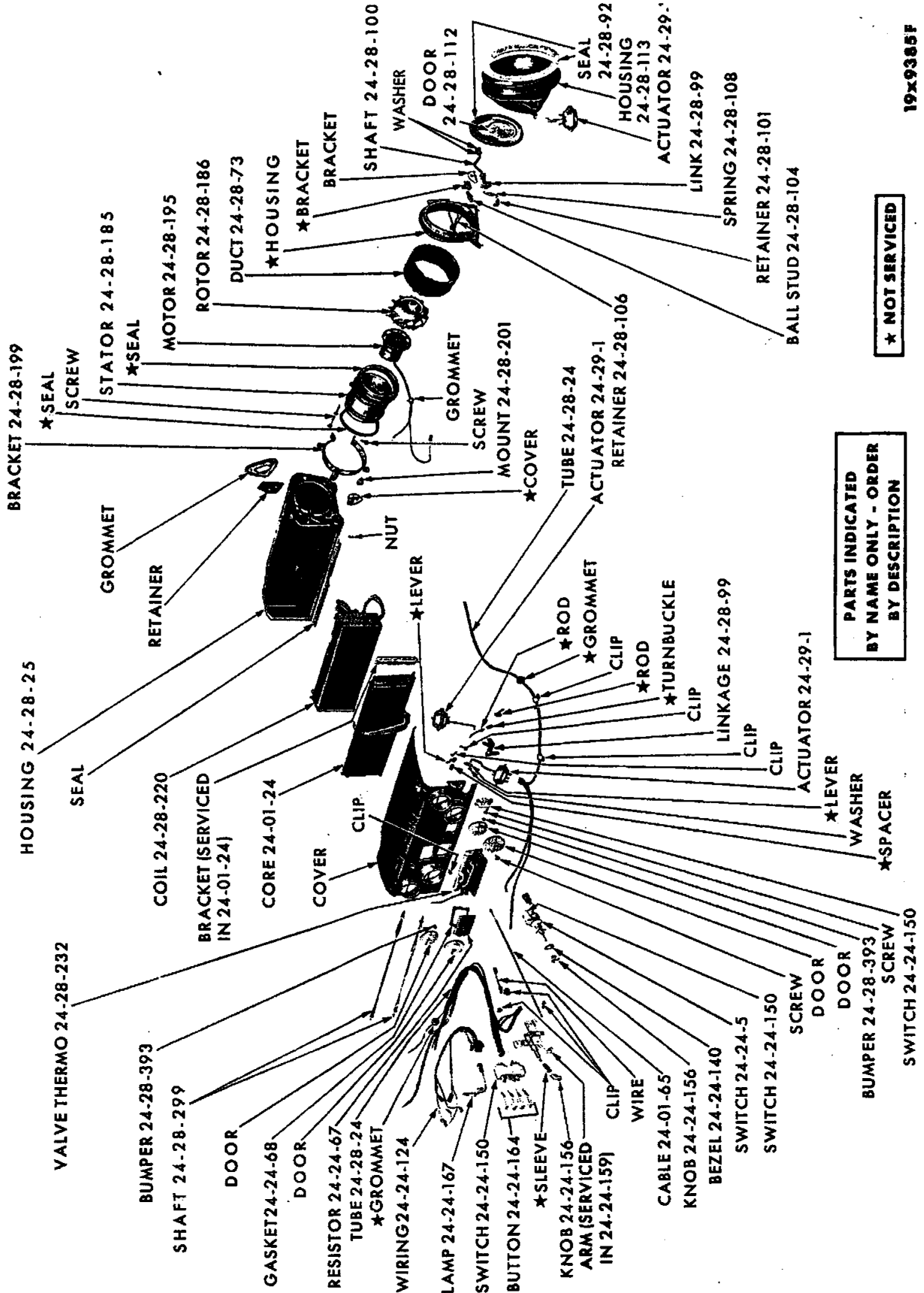
GROUP 24 - AIR CONDITIONING



AIR CONDITIONING SYSTEM - PLYMOUTH VP1-2 AND DODGE VDI-2



AIR CONDITIONING SYSTEM (V8 CYLINDER) - MOPAR MODEL J

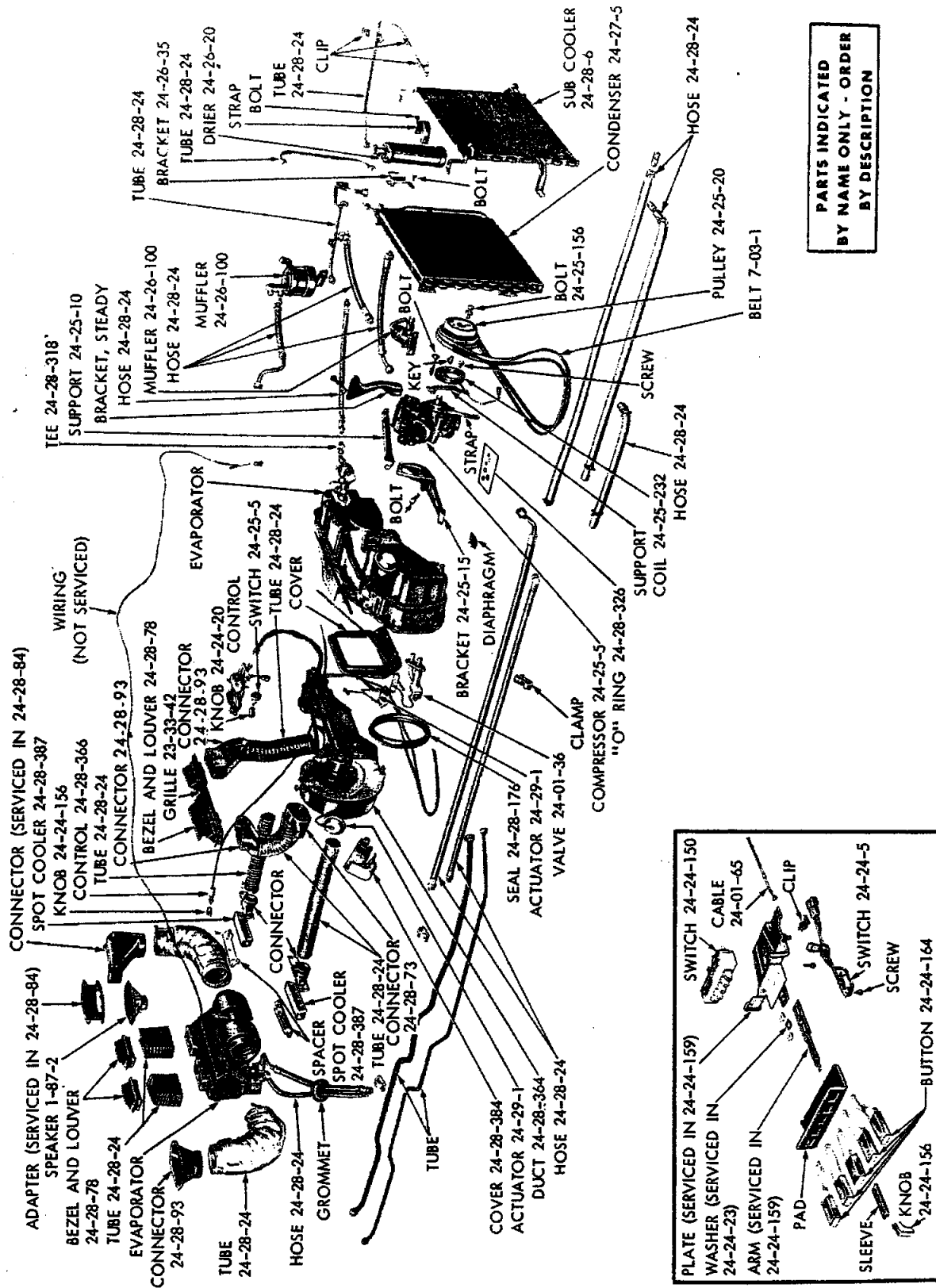


PARTS INDICATED
BY NAME ONLY - ORDER
BY DESCRIPTION

★ NOT SERVICED

19x9385F

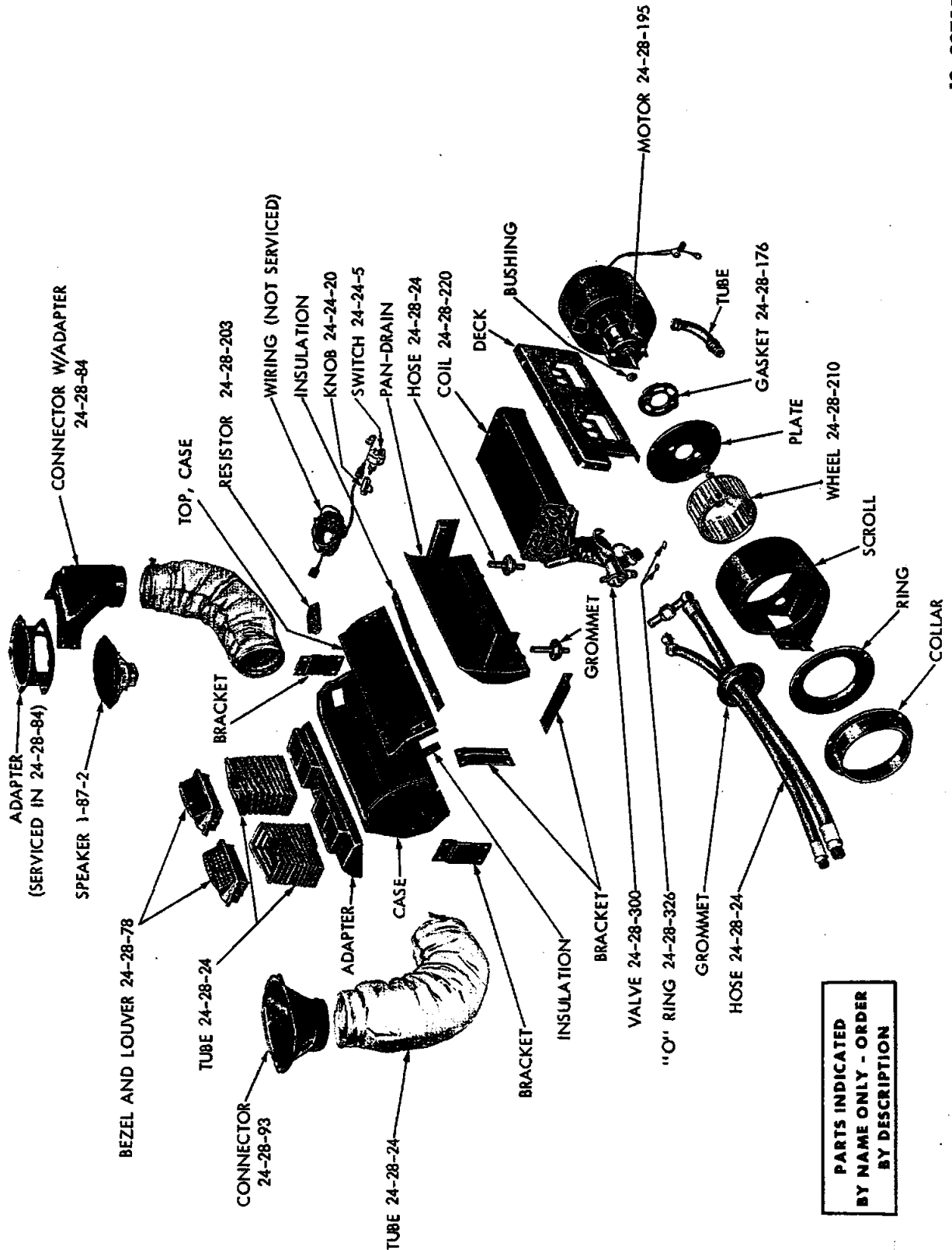
AIR CONDITIONING SYSTEM - COWL TYPE



**PARTS INDICATED
BY NAME ONLY - ORDER
BY DESCRIPTION**

19x9971

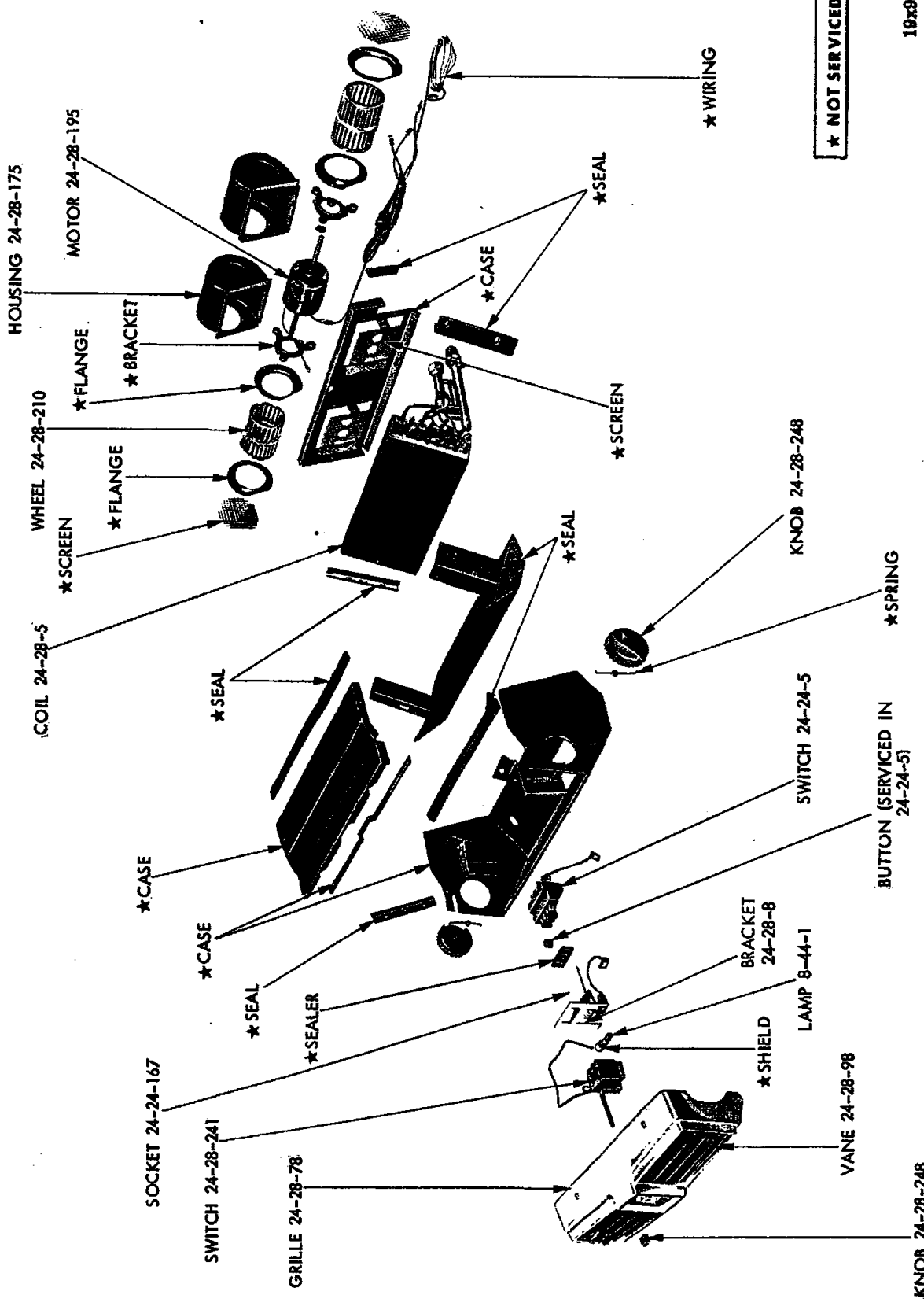
AIR CONDITIONING SYSTEM - TRUNK TYPE (DUAL)



PARTS INDICATED
BY NAME ONLY - ORDER
BY DESCRIPTION

19x9975B

AIR CONDITIONING EVAPORATOR - TRUNK TYPE

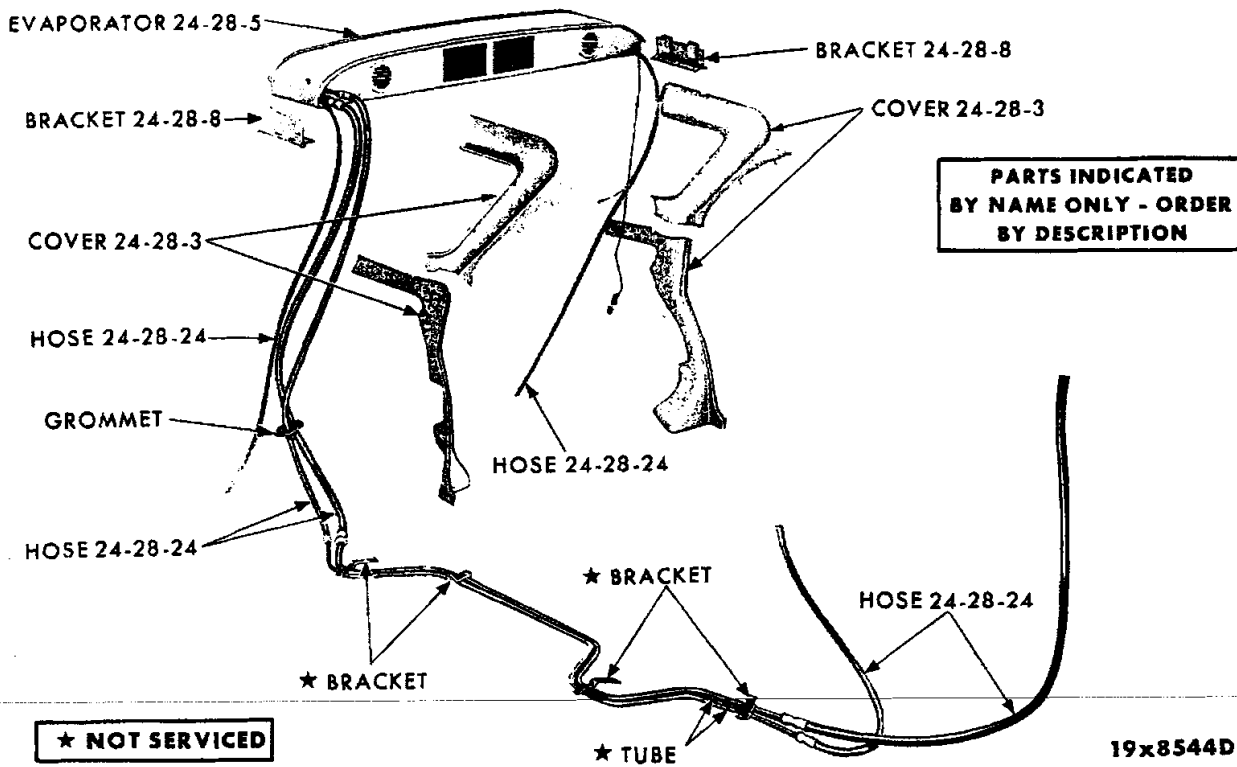


★ NOT SERVICED

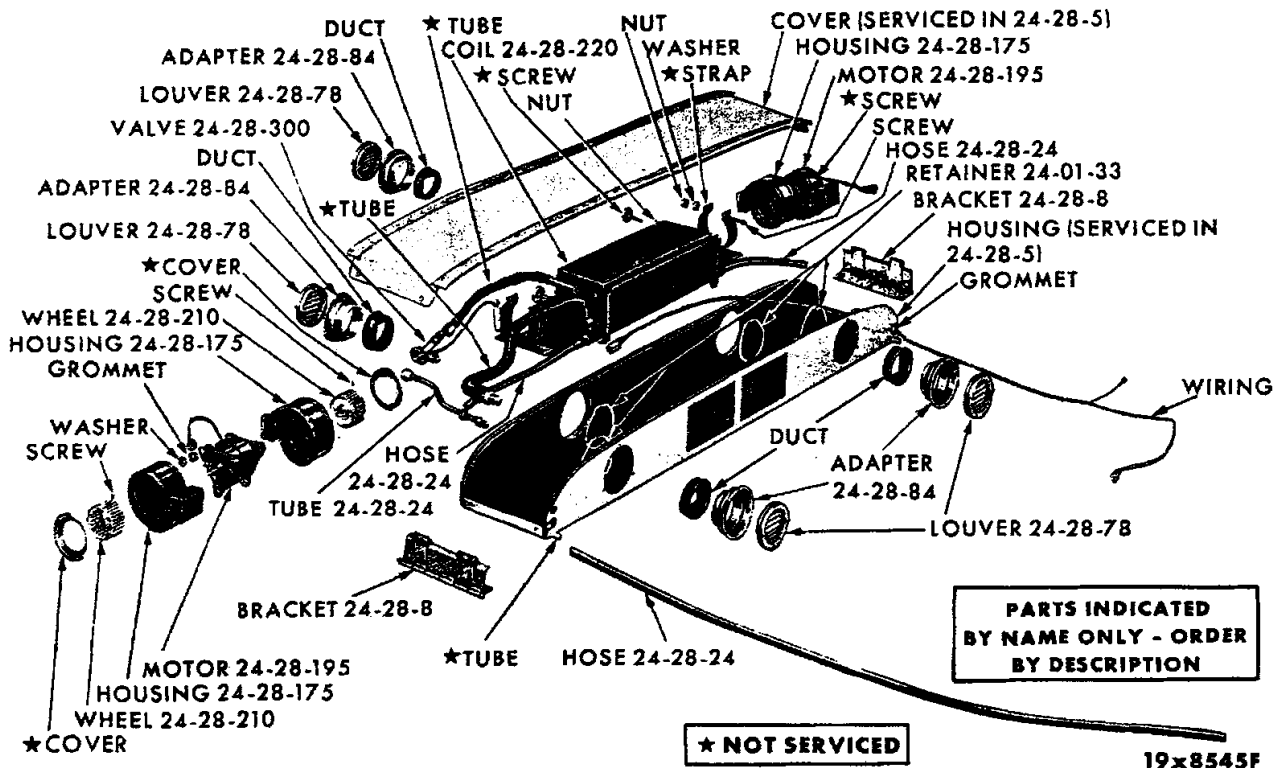
19x9998 A

AIR CONDITIONING EVAPORATOR - MOPAR MODEL J

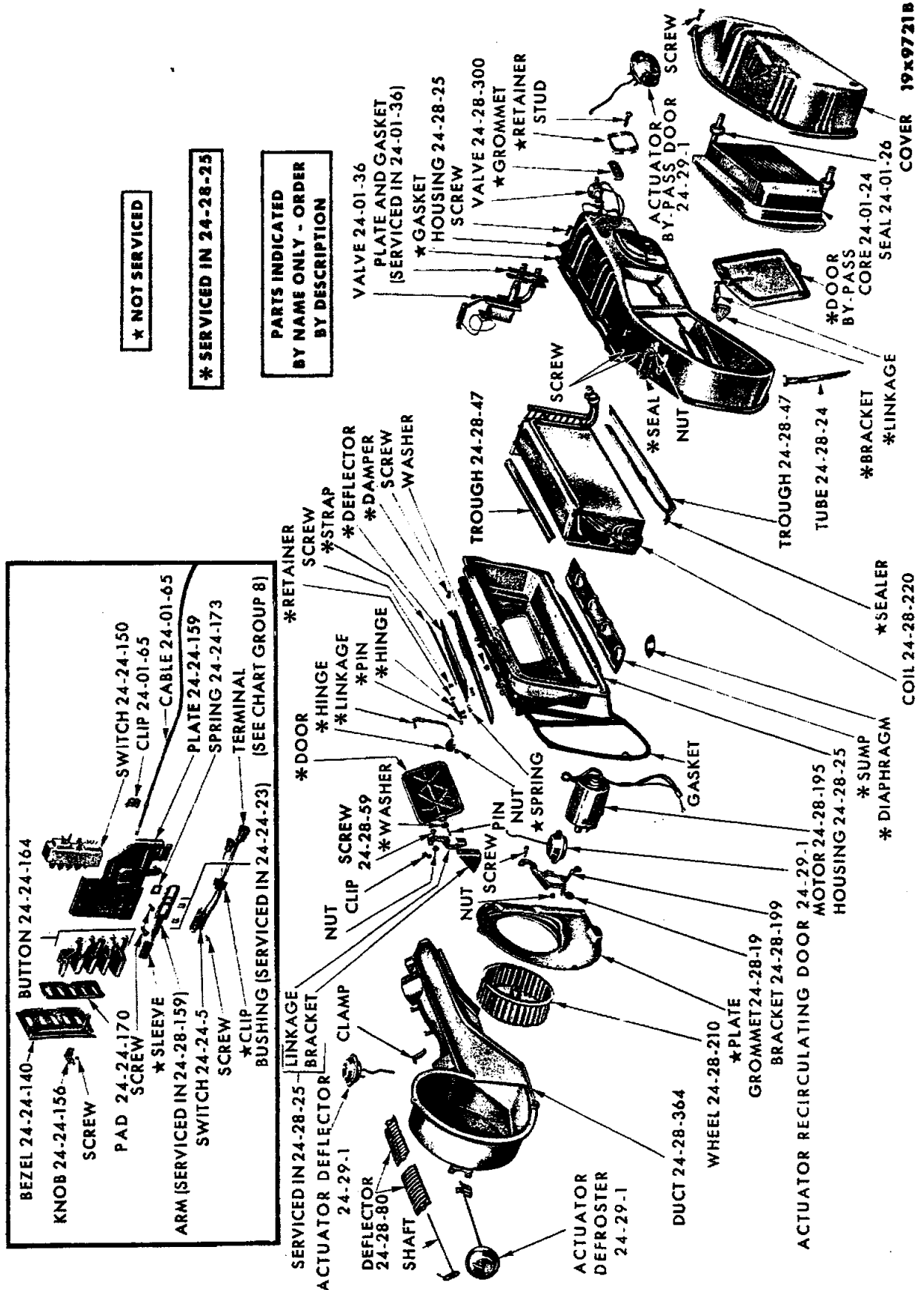
★ KNOB 24-28-248



AIR CONDITIONING SYSTEM - SUBURBAN



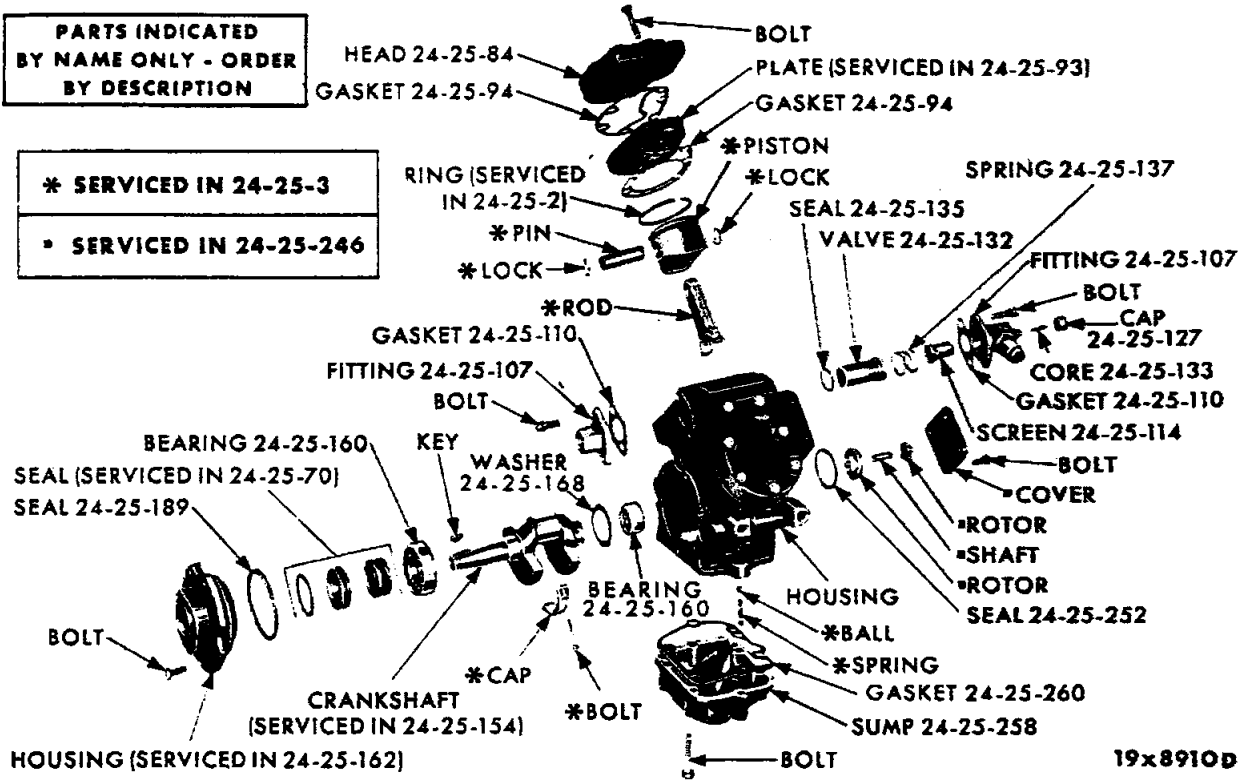
AIR CONDITIONING EVAPORATOR - SUBURBAN



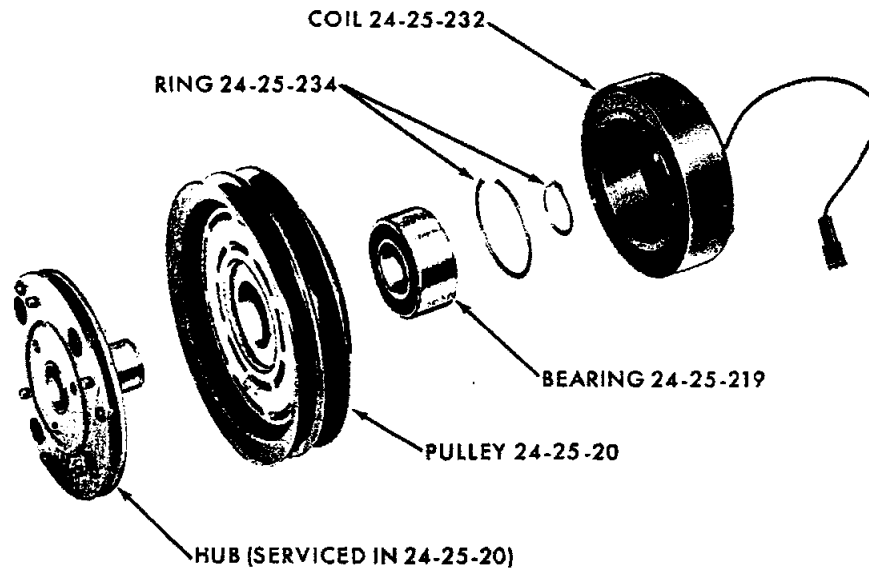
AIR CONDITIONING EVAPORATOR - COWL TYPE

PARTS INDICATED
BY NAME ONLY - ORDER
BY DESCRIPTION

* SERVICED IN 24-25-3
▪ SERVICED IN 24-25-246

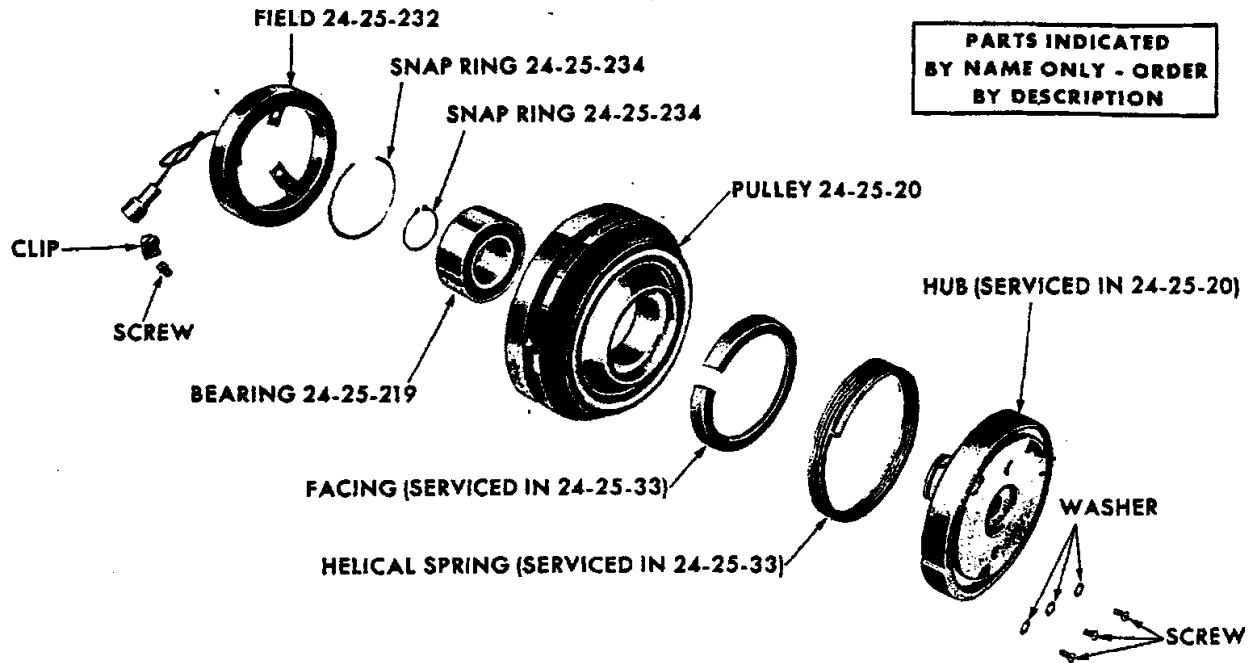


AIR CONDITIONING COMPRESSOR



19x9359

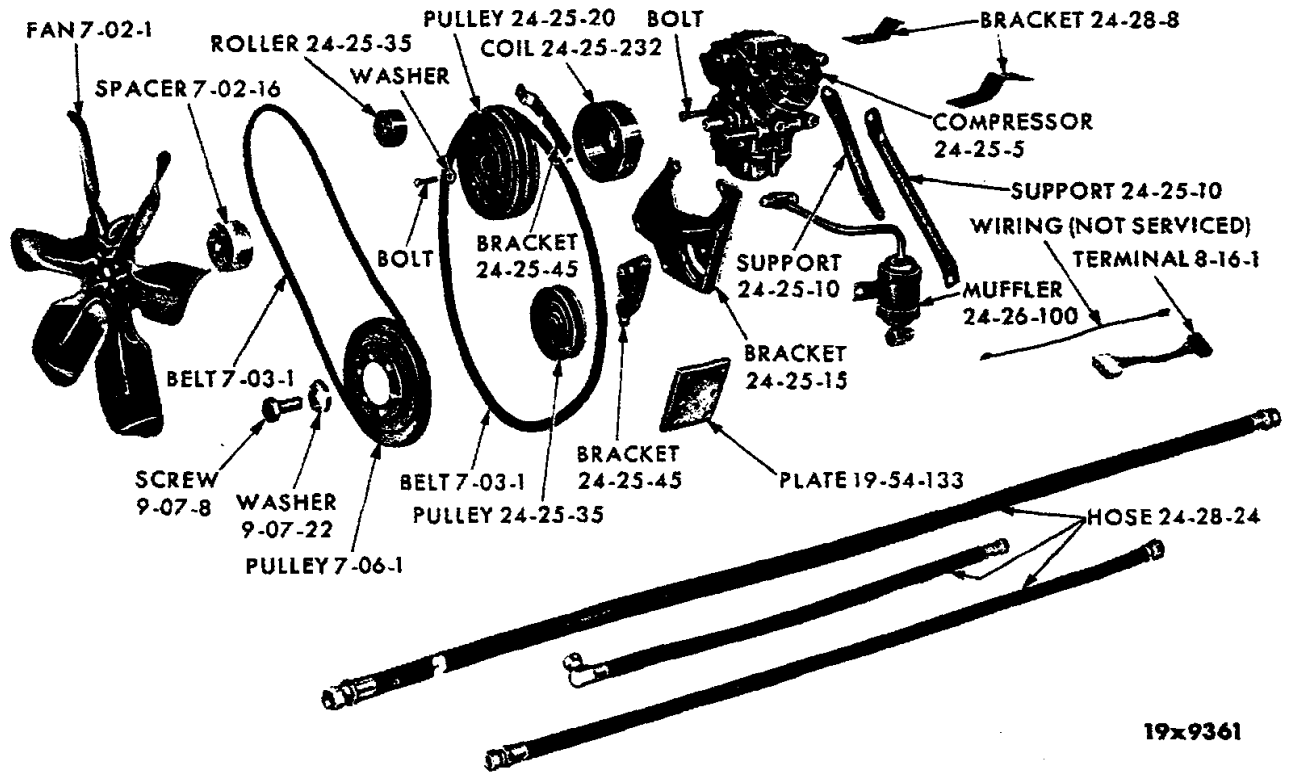
COMPRESSOR CLUTCH



PARTS INDICATED
BY NAME ONLY - ORDER
BY DESCRIPTION

19x9942

AIR CONDITIONING HELI-GRIP CLUTCH - IMPERIAL VY1



19x9361

AIR CONDITIONING ADAPTER PACKAGE

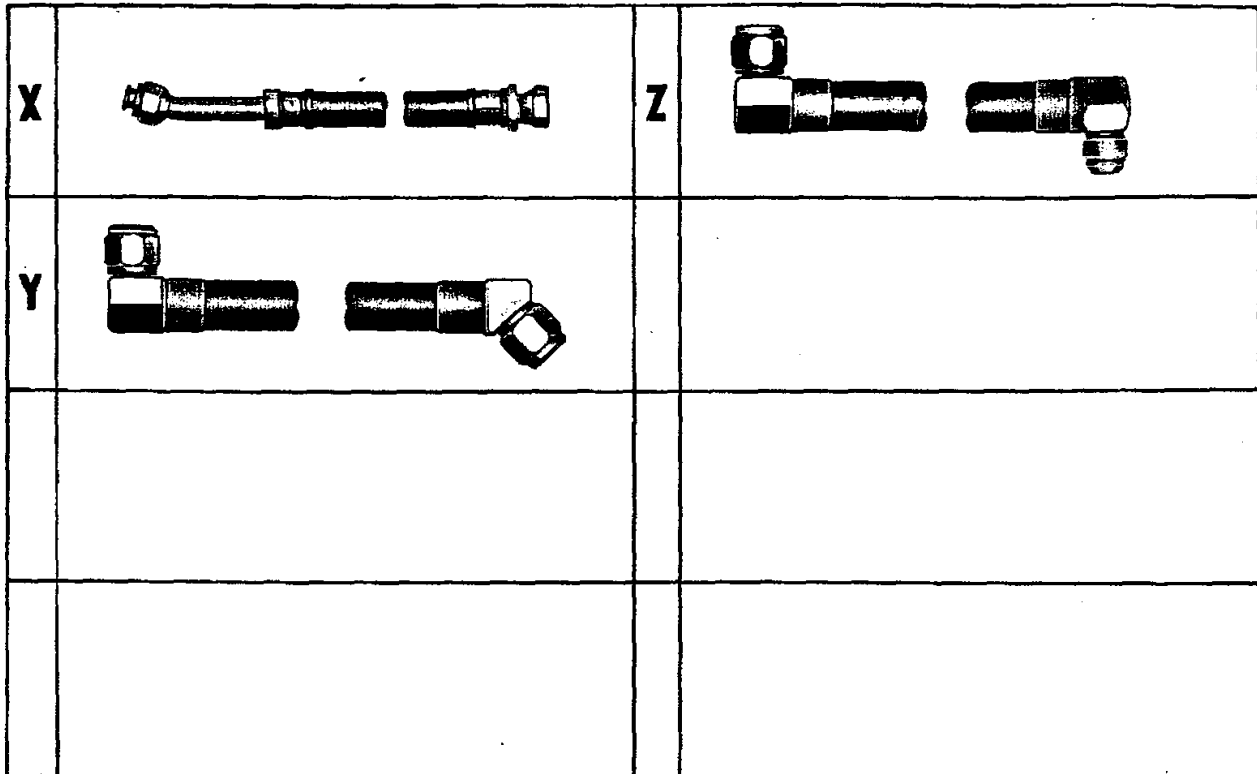
A		L	
B		M	
C		N	
D		O	
E		P	
F		Q	
G		R	
H		S	
I		T	
J		U	
K		V	
		W	

19-9673B

AIR CONDITIONING HOSE CHART

AIR CONDITIONING HOSE CHART

TYPE	PART NUMBER	LENGTH	HOSE		LOCATION
			OUTSIDE DIA.	THREAD DIAMETER	
A	2277 431	23 in.	7/8 in.	3/4-16	VP1, VD1, VP2, VD2, Discharge, Muffler to Tube, w/225 Cu. In. Engine
	2277 646	19 in.	3/4 in.	5/8-18	VP1, VD1, Liquid, Expansion Valve to Tube, w/225 Cu. In. Engine
	2277 646	19 in.	3/4 in.	5/8-18	VP2, VD2, Liquid, Expansion Valve to Tube
	2485 274	80 in.	1 1/8 in.	7/8-14	VC1, VC3, Suction, Rear Evaporator to Tube, Station Wagon
	2485 728	64 in.	1 1/8 in.	7/8-14	VC1, VC2, VC3, Suction, Rear Evaporator to Tube
	2485 717	80 in.	3/4 in.	5/8-18	VA3, VC1, VC3, Liquid, Rear Evaporator to Tube
	2485 716	30 in.	1 in.	5/8-18	VA3, VC1, VC2, VC3, VY1, Liquid, Tee to Tube, Dual Unit
	2277 431	23 in.	7/8 in.	3/4-16	VP2, VD2, Discharge, Muffler to Tube, w/361 Cu. In. Engine
	1704 447	94 in.	1 in.	7/8-14	VA3, VC1, VC2, VC3, Suction, Rear Unit to Underbody Tube
	2485 724	80 in.	1 in.	7/8-14	VA3, VC1, VC2, VC3, Suction, Rear Unit to Underbody Tube
	2521 225	67 1/2 in.	1 in.	7/8-14	VY1, Suction, Underbody to Muffler
	2521 412	55 in.	1 in.	7/8-14	VA3, VC1, VC2, VC3, Suction, Underbody to Muffler
	2009 251	43 in.	3/8 in.	5/8-18	Discharge, VC1, VC2, w/383 Cu. In. Engine, Model N
	2009 258	21 in.	3/8 in.	3/4-16	Discharge, w/318 Cu. In. Engine, Model J, Model N
	B	2485 712	46 in.	1 in.	7/8-14
2485 713		61 in.	1 in.	7/8-14	VY1, Suction, Underbody Tube to Muffler, Dual Unit
D	2277 425	30 in.	1 in.	---	VP1, VD1, Heater Core to Pump, w/225 Cu. In. Engine
	1779 885	12 in.	1 in.	---	VP1, VD1, Heater to Valve, w/225 Cu. In. Engine
	1595 160	29 in.	1 in.	---	Heater Core to Pump
	2098 932	46 in.	1 in.	---	Heater Core to Pump
	1779 885	12 in.	1 in.	---	Valve to Heater
	1779 885	12 in.	1 in.	---	VP1, VP2, VD1, VD2, Water Valve to Heater
	2485 813	28 in.	3/4 in.	5/8-18	VV1, VL1, Liquid, Model J
	2485 714	19 1/4 in.	7/8-14	7/8-14	VC2-300, Evaporator to Compressor
	2006 358	28 in.	3/8 in.	5/8-18	VV1, VL1, VP1, VP2, VD1, VD2, Liquid, Model J
	2013 092	32 in.	3/8 in.	7/8-18	VP2, VD2, VA3, VC1, VC2, VC3, VY1, w/361, 383 Cu. In. Engine, Liquid, Model J, Model L
E	2521 372	28 in.	1 in.	5/8-18	VV2, VL2, Liquid, Receiver Drier to Expansion Valve
	2008 256	21 in.	3/8 in.	5/8-18	Discharge, w/318 Cu. In. Engine, Model N
	2013 699	142 in.	3/8 in.	5/8-18	VP2, VD2, Liquid, Model N
	2009 256	21 in.	3/8 in.	3/4-18	VP2, VD2, Discharge, Model J, Model N
	2013 775	---	---	---	VP1, VP2, VD1, VD2, VC1, VC2, Discharge, Model L
F	2485 715	15 in.	1 in.	3/4-16	VA3, VC1, VC2, VC3, VY1, Discharge Muffler to Tee
	2521 820	31 in.	1 in.	7/8-14	VY1, Suction, Rear Evaporator to Tube
	2277 881	15 in.	3/4 in.	3/4-16	VA3, VC1, VC2, VC3, VY1, Discharge Muffler to Discharge Tube
	2521 881	26 in.	1 in.	3/4-16	VV1, VL1, Discharge, Muffler to Condenser
G	2496 011	---	---	---	VP1, VP2, VD1, VD2, Vacuum Control
	2257 198	---	---	---	VA3, Vacuum Control
	2291 878	---	---	---	VY1, Vacuum Control
	2291 598	---	---	---	VC1, VC2, VC3, Vacuum Control
	2587 091	---	---	---	VV1, VL1, VV2, VL2, Vacuum, w/Connector
	2291 877	---	---	---	VY1, Fresh Air Door Vacuum
H	1858 630	33 in.	3 in.	---	VP1, VP2, VD1, VD2, Spot Cooler, Left
	2485 280	29 in.	3 in.	---	VP1, VP2, Spot Cooler, Right
	2485 651	12 in.	3 1/2 in.	---	VY1, Air Outlet
	2485 313	10 1/2 in.	3 1/4 in.	---	VY1, Spot Cooler
	1680 313	52 in.	2 1/4 in.	---	VC1, VC2, VC3, Spot Cooler, Right
	2098 899	21 in.	2 1/2 in.	---	VC1, VC2, VC3, Spot Cooler, Left
	2097 020	18 in.	3 1/4 in.	---	VC1, VC2, VC3, Air Outlet
	2485 923	19 1/4 in.	4 1/2 in.	---	VY1, Air Inlet, includes Clamp, Rear Unit w/Speaker, Right
	2485 923	19 1/4 in.	4 1/2 in.	---	VY1, Air Inlet, includes Clamp, Rear Unit w/o Speaker, Right
	2485 924	23 1/4 in.	4 1/2 in.	---	VC1, VC2, VC3, Air Inlet, includes Clamp, Rear Unit, w/Speaker, Right
	2485 924	23 1/4 in.	4 1/2 in.	---	VY1, Air Inlet, includes Clamp, Rear Unit, Left
	2485 926	26 1/4 in.	4 1/2 in.	---	VC1, VC2, VC3, Air Inlet, includes Clamp, Rear Unit, w/Speaker, Left
2485 924	22 1/4 in.	4 1/2 in.	---	VC1, VC2, VC3, Air Inlet, includes Clamp, Rear Unit, w/o Speaker, Right	
2485 551	12 1/4 in.	3 1/4 in.	---	VY1, Air Outlet, Right, Front Unit	
2277 901	13 in.	3 1/2 in.	---	VP1, VP2, VD1, VD2, Air Outlet Evaporator to Connector	
I	2485 720	39 in.	7/8 in.	5/8-18	VA3, VC1, VC2, VC3, Liquid to Underbody Tee
	2485 722	72 in.	7/8 in.	5/8-18	VC1, VC2, VC3, Liquid Rear Evaporator to Tube
	2485 721	51 in.	7/8 in.	5/8-18	VY1, Liquid, Tube to Underbody Tube
	2485 719	29 in.	7/8 in.	5/8-18	Liquid, Rear Evaporator to Tube
J	2277 429	33 1/2 in.	1 in.	7/8-14	VP1, VP2, VD1, VD2, Suction, Evaporator to Compressor
K	2485 818	---	---	---	VA3, VC1, VC2, VC3, Sub. Cooler
	2485 906	---	---	---	VC2-300, Sub. Cooler
L	2004 790	70 in.	5/8 in.	7/8-14	VP2, VD2, VA3, VC1, VC2, Suction, Model J, Model L
	2004 790	70 in.	5/8 in.	7/8-14	Liquid, w/318, 383 Cu. In. Engine, Model L
M	2521 370	30 1/2 in.	1 in.	3/4-16	VV2, VL2, Discharge, Muffler to Condenser
N	2485 710	22 in.	1 in.	7/8-14	VA3, VC1, VC2, VC3, Suction, Evaporator to Muffler, Dual Unit
	2485 989	14 5/8 in.	1 in.	7/8-14	VA3, VC1, VC2, VC3, VY1, Suction Evaporator to Muffler
O	1315 466	50 ft. roll	1 in.	---	Heater to Engine
	2485 820	9 3/4 in.	5/16 in.	---	Evaporator Drain
	2219 706	6 3/4 in.	5/16 in.	---	Evaporator Drain
	2277 631	18 in.	1/4 in.	---	VP1, VP2, VD1, VD2, Thermostat to Connector
P	2405 062	44 in.	1/2 in.	---	VP1, VP2, VD1, VD2, Thermostat to Tee, 8 1/2" and 1 1/2" required
	2485 812	48 in.	1 in.	7/8-14	VV1, VL1, Suction, Evaporator to Compressor
Q	2485 009	46 in.	1 in.	7/8-14	VV1, VL1, Suction, Evaporator to Compressor
	2008 357	72 in.	5/8 in.	7/8-14	VC3, VY1, Suction, w/413 Cu. In. Engine, Model J
	1998 825	96 in.	5/8 in.	7/8-14	VP1, VD1, Suction, w/225 Cu. In. Engine, Model J, Model L
	2008 251	43 in.	3/8 in.	3/4-16	VP2, VD2, VA3, VC1, VC2, VC3, VY1, Discharge, Model J, Model L
	2521 324	35 5/8 in.	7/8 in.	3/4-16	VV1, VL1, Discharge Muffler to Condenser
	2013 697	41 in.	5/8 in.	7/8-14	VV1, VV2, VP1, VP2, Liquid, Model J, Model L
	2013 695	222 in.	3/8 in.	5/8-18	VC2, Liquid, Model N
	2013 694	199 in.	5/8 in.	7/8-14	VC2, Suction, Model N
	2013 693	194 in.	5/8 in.	7/8-14	VP2, VD2, Suction, Model N
	R	2277 903	44 in.	1 in.	7/8-14
S	2277 656	4 1/2 in.	---	3/4-16	VP1, VP2, Evaporator Valve to Unit
T	2277 967	35 1/4 in.	7/8 in.	3/8-18	VV1, VL1, Discharge, Muffler to Condenser
	2521 373	45 in.	1 in.	7/8-14	VV2, VL2, Suction, Evaporator to Compressor
U	2485 158	19 1/4 in.	1 in.	3/4-16	VP2, VD2, Discharge, Muffler to Condenser, w/318 Cu. In. Engine
	2485 968	20 1/4 in.	1 in.	7/8-14	VA3, VC1, VC2, VC3, VY1, Suction, Muffler to Compressor
V	2277 470	---	---	---	Evaporator Drain
W	1971 913	6 3/4 in.	---	---	VV1, VL1, VA3, VC1, VC2, VC3, VY1, Evaporator Drain



AIR CONDITIONING HOSE CHART

TYPE	PART NUMBER	LENGTH	HOSE OUTSIDE DIA.	THREAD DIAMETER	LOCATION
X	2013 778	42 in.	3/8 in.	3/4-16	Discharge, VV1, VL1, w/170 Cu. In. Engine
Y	2013 770	25 in.	7/8 in.	5/8-18	Discharge, VV2, VL2, w/273 Cu. In. Engine, Model L
Z	2521 682	46 in.	1 in.	7/8-14	VV1, VL1, Suction, Evaporator to Compressor

19a0321

CODE	PART NAME AND DESCRIPTION	CYL	PER CAR	VALIANT DART	PLYMOUTH DODGE	CHRYSLER IMPERIAL
24-01-0 AIR CONDITIONING						
24-01-1	AIR CONDITIONING BASIC PACKAGE,					
	Model L		1	E2584 905		
	Model L, C		1	----	E2584 908	E2584 908
	Model N, C2	8	1	----	E2584 900	E2584 900
	AIR CONDITION ADAPTER PACKAGE					
	Model L	6	1	E2584 907	E2584 911	
	Model L	8	1	E2584 906		
	Model L, w/318 cu.in. Eng.	8	1	----	E2584 909	
	Model N, w/318 cu.in. Eng.	8	1	----	E2584 904	
	Model N, w/383 cu.in. Eng.	8	1	----	E2584 901	E2584 901
	Model N, Supplementary Package, C2	8	1	----	E2584 902	E2584 903
24-01-16	BRACKET, Water Valve, except VA3.		1	----	2277 207	
24-01-18	COVER, Heater Core, VA3	8	1	----	E2485 735	E2485 735
24-01-22	NUT, Water Valve to Bracket, except VA3		1	----	2277 216	
24-01-24	CORE, Heater, w/SEAL, except VA3		1	----	2277 193	
	VA3, Model 912	8	1	----	*1879 904	*1879 904
24-01-25	RIVET, Core to Housing, VA3, Model 912	8	2	----	*1879 960	*1879 960
24-01-26	SEAL, Heater Core Tube, VA3, Model 912	8	1	----	*1604 116	*1604 116
24-01-33	RETAINER, Air Outlet Louver Roof Unit.	8	4	----	1689 670	1689 670
24-01-36	VALVE, Water, except VA3.		1	----	2277 123	
	VALVE, Temperature Control, includes GASKET, except VY1, Model 912	8	1	----	----	*1972 779
	VY1, Model 912	8	1	----	----	*1972 781
	VA3, Model 912	8	1	----	*1972 779	
24-01-65	CABLE, Temperature Control, except VA3, VY1		1	2426 142	*2587 450	2426 142
	VA3, VY1	8	1	----	*2580 864	*2580 864
	CLIP	8	1	----	----	6015 143
24-01-87	NIPPLE, Heater Hose Inlet		1	----	1971 061	1971 061
	NIPPLE, Heater Hose Return		1	----	1971 061	1971 061
24-24-0 CONTROL						
24-24-5	SWITCH, Blower, less Vacuum Switch, except VA3		1	----	2427 181	
	SWITCH, Blower, includes CABLES, on Control Arm, VA3, Model 912	8	1	----	*2097 970	*2097 970
	SWITCH, Blower, Rear Unit, VA3.	8	1	----	2291 095	2291 095
	SWITCH, Blower, Rear Unit, Sub.	8	1	----	2291 095	2291 095
	SWITCH, Blower, w/RESISTOR, Model 975, Model L and J		1	*2013 218	*2013 218	*2013 218
	SWITCH, Blower, Model N	8	1	----	E1991 571	E1991 571
24-24-10	CAM, Heater Auxiliary Vacuum Switch.		1	----	2426 949	
24-24-20	KNOB, Blower Switch, VP1, VP2		1	----	2426 764	
	VD1, VD2		1	----	2426 926	
	VY1, Rear Unit	8	1	----	----	2426 651
	VC1, VC2, VC3, Rear Unit.	8	1	----	----	2197 075
	VV1, VL1, VV2, VL2, Model 975		4	2485 944		
	Rear Unit, Model N	8	1	----	*2426 764	*2426 764
24-24-23	BLOWER SWITCH ADAPTER PACKAGE, Front Unit, VA3	8	1	----	2196 336	2196 336
24-24-29	DECAL, Blower Switch, Rear Unit	8	1	----	----	2290 864
	CLIP, Vacuum Switch Hose Connecting	8	1	----	*2257 848	

* Indicates use as required.

E Indicates parts not listed in any previous parts book.

* Indicates change or addition.

1964 PASSENGER CAR PARTS CATALOG

AIR CONDITIONING

CODE	PART NAME AND DESCRIPTION	CYL	PER CAR	VALIANT DART	PLYMOUTH DODGE	CHRYSLER IMPERIAL
24-24-0 CONTROL - Cont'd						
24-24-50	BRACKET, Vacuum Switch, includes SLEEVE . . .		1	----	2258 096	
24-24-67	BLOCK, Resistor, except VA3		1	----	2277 187	
	VA3	8	1	----	1972 049	1972 049
	BRACKET, Resistor Block, VA3	8	1	----	2427 867	2427 867
24-24-68	GASKET, Resistor, except VA3		1	----	2277 454	
24-24-124	WIRING, Heater and Air Conditioning, except VA3		1	----	2427 719	
	VA3	8	1	----	2427 897	
	VC1, VC2, VC3	8	1	----	----	2427 457
	VY1	8	1	----	----	2426 918
24-24-137	NUT, Blower Switch Mtg., VP1, VP2		1	----	1887 603	
24-24-139	PANEL Control, Model N	8	1	----	E2013 715	E2013 715
24-24-140	BEZEL, Blower Switch		1	----	2256 616	
	VC1, VC2, VC3, Rear Unit	8	1	----	----	2290 700
	BEZEL, Push Button Control, VP1, VP2		1	----	2426 558	
	VD1, VD2		1	----	2426 561	
	VC1, VC2, VC3, Paint as Required		1	----	----	4215 VX9
24-24-150	SWITCH, Push Button Vacuum Control, except VA3		1	----	2427 409	
	VA3	8	1	----	2096 084	2096 084
	SWITCH, Auxiliary Vacuum on Electric Switch, w/4 Leads, w/o Bracket		1	----	2257 452	
	SWITCH, Auxiliary Vacuum on Electric Switch, w/4 Leads, w/BRACKET		1	----	2258 096	
	SWITCH, Temperature Selector Vacuum, on Evaporator, w/3 Leads		1	----	2485 167	
24-24-156	KNOB, Temperature Control, except VA3		1	----	2426 563	
	VA3	8	1	----	2197 623	
	VC1, VC2, VC3	8	1	----	----	2290 809
	VY1	8	1	----	----	2426 621
	KNOB, Floor Damper Control, VA3	8	1	----	2197 379	
	VC1, VC2, VC3	8	1	----	----	2197 075
	VY1	8	1	----	----	2426 651
24-24-159	PLATE, Control Mtg., VA3	8	1	----	2427 230	
	VC1, VC2, VC3	8	1	----	----	2290 782
	VY1	8	1	----	----	2426 644
	VP1, VP2, VD1, VD2		1	----	*2426 552	
24-24-164	EXTENSION, Push Button, VP1, VP2, VD1, VD2,					
	Heat		1	----	2426 386	
	VA3 Heat	8	1	----	2197 475	
	VC1, VC2, VC3 Heat	8	1	----	----	2290 795
	VY1 Air and Heat	8	1	----	----	2426 608
	VP1, VP2, VD1, VD2					
	Defroster		1	----	2426 387	
	VA3 Defroster	8	1	----	2197 471	
	VC1, VC2, VC3 Defroster	8	1	----	----	2290 791
	VY1 Defroster	8	1	----	----	2426 607
	VP1, VP2, VD1, VD2, Cool		1	----	2426 388	
	VA3 Max. Cool	8	1	----	2197 473	
	VC1, VC2, VC3 Max. Cool	8	1	----	----	2290 793
	VY1 Max. Cool	8	1	----	----	2426 605
	VA3 Fresh Cool	8	1	----	2197 474	
	VC1, VC2, VC3 Fresh Cool	8	1	----	----	2290 794
	VY1 Fresh Cool	8	1	----	----	2426 606

★ Indicates use as required.

☐ Indicates parts not listed in any previous parts book.

CODE	PART NAME AND DESCRIPTION	CYL	PER CAR	VALIANT DART	PLYMOUTH DODGE	CHRYSLER IMPERIAL
24-24-0 CONTROL - Cont'd						
24-24-164	EXTENSION - Cont'd					
	VP1, VP2, VD1, VD2, Off		1	----	2426 385	
	VA3 Off	8	1	----	2197 468	
	VC1, VC2, VC3 Off	8	1	----	----	2290 788
	VY1 Off	8	1	----	----	2426 604
24-24-167	LAMP, Control, VD1, VD2		1	----	2426 562	
	VA3		1	----	2197 463	
	SOCKET, Panel Lamp Control, Model J and N . . .		1	*2013 183	*2013 183	*2013 183
24-24-173	BLOWER SWITCH MTG. ADAPTER PACKAGE, VA3	8	1	----	2196 336	2196 336
24-24-174	MASK, Control, VY1, w/Trim PLATE and LENS .	8	1	----	----	2426 751
24-25-0 COMPRESSOR						
NOTE: For Compressor and Generator Belt see Part Type Code 7-03-1						
24-25-2	PISTON RING PACKAGE		2	2275 207	2275 207	2275 207
24-25-3	PISTON and CONNECTION ROD PACKAGE,					
	V2 Compressor		2	*2525 659	*2525 659	*2525 659
	RV2 Compressor	8	1	----	----	*2541 330
24-25-5	COMPRESSOR, V2		1	*2021 209	*2021 209	*2021 209
	RV2 Compressor	8	1	----	----	E2019 689
24-25-10	SUPPORT, Compressor, Right, w/170 cu. in. Eng.	6	1	2264 866		
	Right, w/170 cu.in. Eng., Model 954	6	1	*2468 694		
	Right, w/225 cu.in. Eng., Model 954	6	1	*2468 495		
	Rear, w/170, 225 cu.in. Eng., Model 954	6	1	*2468 695		
	Rear, w/170, 225 cu. in. Eng.	6	1	2264 868	2264 868	
	Right, w/225 cu. in. Eng.	6	1	2264 867	2264 867	
	Right, w/273 cu. in. Eng.	8	1	2463 403		
	Left, w/273 cu. in. Eng.	8	1	2463 404		
	Left, w/273 cu.in. Eng., Model L and J	8	1	E2013 666		
	Right, w/318 cu. in. Eng.	8	1	----	2264 219	
	Left, w/318 cu. in. Eng.	8	1	----	2264 218	
	Right, Rear, w/361, 383 cu.in. Eng.	8	1	----	*2463 038	*2463 038
	Rear, w/413 cu.in. Eng.	8	1	----	*2468 808	*2468 808
	Left, Rear, w/361, 383, cu. in. Eng.	8	1	----	2402 239	2402 239
	Left, Rear, w/361, 383, 413 cu.in. Eng.	8	1	----	*2402 352	*2402 352
	Left, Front, w/361, 383, 413, cu. in. Eng.,					
	Model J and N	8	1	----	*1993 725	*1993 725
	except Model J	8	1	----	2465 352	2465 352
	BOLT, Compressor Mtg.	6	2	* 272 406	* 272 406	
	WASHER	6	2	6023 050	6023 050	
24-25-13	SPACER, Rear Support, Left	8	1	----	1947 685	1947 685
25-25-14	BOLT, Compressor Mtg., w/273 cu.in. Eng.					
	Model J	8	1	E2013 792		
24-25-15	BRACKET, Compressor Mtg., w/170, 225,					
	cu. in. Eng.	6	1	2264 865	2264 865	
	Main Mtg., w/273 cu.in. Eng.	8	1	E2013 679		
	Front, Mtg., w/170, 225, cu. in. Eng.	6	1	*2468 809		
	Rear, w/273 cu. in. Eng.	8	1	2463 149		
	Front, w/273 cu. in. Eng.	8	1	2264 215		
	w/361, 383 cu.in. Eng.	8	1	----	*1999 185	*1999 185
	w/413 cu. in. Eng., Model J	8	1	----	----	2003 103
	Front, w/318 cu. in. Eng.	8	1	----	2264 215	
	Front, w/170 cu. in. Eng., Model J	6	1	2003 062		
	Rear, w/318 cu. in. Eng.	8	1	----	2264 217	

★ Indicates use as required.

Ⓔ Indicates parts not listed in any previous parts book.

* Indicates change or addition.

Printed in U.S.A.

Prices and specifications subject to change without notice.

March 15, 1965 Supersedes March 16, 1964.

1964 PASSENGER CAR PARTS CATALOG

AIR CONDITIONING

CODE	PART NAME AND DESCRIPTION	CYL	PER CAR	VALIANT DART	PLYMOUTH DODGE	CHRYSLER IMPERIAL
24-25-0 COMPRESSOR - Cont'd						
24-25-15	BRACKET - Cont'd					
	w/361, 383, cu. in. Eng.	8	1	----	1852 932	1852 932
	w/413 cu. in. Eng.	8	1	----	----	1858 622
	Compressor Steady, w/361, 383, cu. in. Eng. . .	8	1	----	2128 969	2128 969
	w/413 cu. in. Eng., Model J	8	1	----	----	2003 104
	w/361, 383, cu. in. Eng., Model J	8	1	----	2003 056	2003 056
24-25-17	NUT, Defroster Door Shaft	8	1	----	----	1829 825
24-25-20	PULLEY, Compressor, includes HUB, Double Groove, 6 5/8" O.D., w/225 cu.in. Eng.	6	1	E2521 824	E2521 824	
	Single Groove, 7 1/4" O.D., w/318 cu.in. Eng. .	8	1	----	2277 790	
	Single Groove, 7 1/4" O.D.	8	1	----	E2485 852	
	Double Groove, 6 1/4" O.D., w/426, 361, 383, cu. in. Eng.	8	1	----	2097 106	2485 585
	Double Groove, 6 3/4" O.D.	6	1	*2013 064	----	
	Double Groove, 6 3/4" O.D.		1	----	*2013 064	
	Double Groove, 7 1/4" O.D.	8	1	*2521 654	*2521 654	
	Single Groove, 6 1/2" O.D., w/361, 383, 413, cu. in. Eng.	8	1	----	*2003 058	*2003 058
24-25-33	FACING and BEARING PACKAGE, Clutch	8	1	----	----	*2485 805
24-25-35	PULLEY, Compressor Idler, w/170, 225, cu. in. Eng., Single Groove, 7/16" lgh. Bolt . . .	6	1	*2203 031	*2203 031	
	w/273, 318 cu.in. Eng., Single Groove, 7/16" lgh. Bolt	8	1	*2203 031	*2203 031	
	Single Groove, w/1 5/8" lgh. Bolt, 361, 383, 413 cu.in. Eng.	8	1	----	*2004 766	*2004 766
	ROLLER, Compressor Idler, w/170, 225, 318 cu. in. Eng.		1	*2206 022	*2206 022	
	w/273, 318 cu.in. Eng.	8	1	*2006 374	*2006 374	
24-25-45	BRACKET, Compressor Idler Pulley Adjusting . .	6	1	2203 035	2203 035	
	Idler Pulley Adjusting, w/318 cu. in. Eng. . . .	8	1	----	2264 221	
	w/170, 273 cu.in. Eng.		1	*2003 060	----	
	w/361, 383, 413, cu. in. Eng.	8	1	----	2004 767	2004 767
	Idler Pulley Mtg., w/361, 383, 413 cu.in. Eng. . .	8	1	----	*1999 182	*1999 182
	Idler Pulley Mtg., w/273 cu.in. Eng.	8	1	E2013 672	----	
	BRACKET, Idler Roller, w/225 cu. in. Eng. . . .	6	1	----	2406 052	
	w/318 cu. in. Eng.	8	1	----	2264 555	
	w/170, 225 cu.in. Eng.	6	1	*2406 052	----	
	w/273, cu. in. Eng.	8	1	E2013 781	----	
	SPACER	8	1	----	6022 190	
		8	1	----	1945 384	
24-25-46	NUT, w/WASHER, 1/4-20		4	1740 972	1740 972	1740 972
24-25-53	SEAL, Suction Hose to Muffler		1	----	2096 887	2096 887
	Suction Muffler to Compressor		1	----	2096 887	2096 887
24-25-70	SEAL PACKAGE, Crankshaft, Gas		1	1426 501	1426 501	1426 501
24-25-84	HEAD, Compressor, Right		1	2000 083	2000 083	2000 083
	Left		1	1999 502	1999 502	1999 502
24-25-93	VALVE PLATE PACKAGE, Right		1	2275 204	2275 204	2275 204
	Left		1	2275 205	2275 205	2275 205
24-25-94	GASKET, Compressor Cylinder Head		2	1990 584	1990 584	1990 584
	GASKET, Compressor Valve Plate		2	1990 598	1990 598	1990 598

★ Indicates use as required.

ⓔ Indicates parts not listed in any previous parts book.
 March 15, 1965 Supersedes March 16, 1964.

Printed in U.S.A.
 Prices and specifications subject to change without notice.
 * Indicates change or addition.

CODE	PART NAME AND DESCRIPTION	CYL	PER CAR	VALIANT DART	PLYMOUTH DODGE	CHRYSLER IMPERIAL
24-25-0 COMPRESSOR - Cont'd						
24-25-107	FITTING PACKAGE, Discharge for Compressor 2021 208, 2465 356		1	E2008 384	E2008 384	
	For Compressor 2465 232, 2465 355.		1	2421 813	2421 813	2421 813
	For Compressor 2465 357		1	----	2007 168	
	For Compressor 2021 208	8	1	----	----	E2008 384
	FITTING, for Compressor, 2021 208, 2465 356. . .		1	E2008 384	E2008 384	
	FITTING, for Compressor 2545 718, 2545 721 . .	6	1	E2013 776	E2013 776	
	FITTING, Suction, for Compressor 2455 355, 2465 357		1	----	2002 739	
	For Compressor 2465 356		1	2010 872		
	For Compressor 2021 208		1	----	2003 099	2003 099
	For Compressor 2465 232	8	1	----	----	2021 203
	For Compressor 2468 294	8	1	E2025 360		
24-25-110	GASKET, Discharge Fitting		1	1994 406	1994 406	1994 406
	Suction		1	1997 446	1997 446	1997 446
24-25-113	CORE, Compressor Gauge Fitting		1	1992 947	1992 947	1992 947
24-25-114	SCREEN, Suction		1	1996 845	1996 845	1996 845
24-25-127	CAP, Shut-Off Valve		1	1989 202	1989 202	1989 202
24-25-131	SPACER, Idler Pulley Bracket	8	1	----	1945 384	
24-25-132	VALVE, Pressure Regulator, use w/Compressor 2465 232, 2465 355, 2465 357		1	2275 202	2275 202	2275 202
24-25-133	CORE, Pressure Regulator Valve		1	1992 947	1992 947	1992 947
24-25-135	SEAL, Pressure Regulator Valve		1	1994 410	1994 410	1994 410
	SEAL, Compressor Discharge Fitting		1	2008 388	2008 388	2008 388
24-25-137	SPRING, Pressure Regulator Valve Spacer.		1	1994 408	1994 408	1994 408
24-25-154	CRANKSHAFT PACKAGE, w/V2 Compressor . . . w/RV2 Compressor	8	1	*2021 190 ----	*2021 190 ----	*2021 190 *2541 331
24-25-156	SCREW, Compressor Pulley Mtg., 1 1/4" lgh., 5/16-24 thd., except VY1		1	*1658 638	*1658 638	*1658 638
	VY1, 1 1/2" lgh., 5/16-24 thd.	8	1	----	1819 843	1819 843
24-25-157	WASHER, Compressor Pulley Screw		1	2097 102	2097 102	2097 102
24-25-158	BEARING PACKAGE, Compressor, Front, V1 . . .	6	1	E2584 945		
24-25-160	BEARING, Crankshaft, Front, Ball w/V2 Compressor		1	*1854 829	*1854 829	*1854 829
	w/RV2 Compressor	8	1	----	----	*2019 681
	BEARING, Crankshaft Rear Main, Bronze on Steel		1	1984 152	1984 152	1984 152
24-25-162	HOUSING PACKAGE, Crankshaft Bearing w/V2 Compressor		1	*2196 315	*2196 315	*2196 315
	w/RV2 Compressor	8	1	----	----	*2541 332
24-25-166	WASHER, Crankshaft, Rear Thrust.		1	1747 982	1747 982	1747 982
24-25-189	SEAL, Crankshaft Bearing Housing		1	1377 831	1377 831	1377 831
24-25-219	BEARING, Compressor Clutch		1	1769 318	1769 318	1769 318

1964 PASSENGER CAR PARTS CATALOG

AIR CONDITIONING

CODE	PART NAME AND DESCRIPTION	CYL.	PER CAR	VALIANT DART	PLYMOUTH DODGE	CHRYSLER IMPERIAL
24-25-0 COMPRESSOR - Cont'd						
24-25-232	COIL, Compressor Clutch, except VV2, VL2, VY1, 4 13/16" O.D.		1	*2097 105	*2097 105	*2097 105
	VV2, VL2, VY1, 4 1/8" O.D.	8	1	*2485 586	----	*2485 586
	VY1, Model J, 4 13/16" O.D.	8	1	----	----	*2097 105
	5 1/4" O.D.	8	1	----	E2485 847	
24-25-234	RING, Clutch Internal		1	2097 103	2097 103	2097 103
	External, except VY1		1	2097 101	2097 101	2097 101
	External, VY1.	8	1	2485 587	----	2485 587
24-25-246	OIL PUMP PACKAGE, Compressor		1	2021 191	2021 191	2021 191
24-25-252	SEAL, Compressor Oil Pump Cover		1	1747 988	1747 988	1747 988
24-25-258	SUMP, Compressor Oil		1	1747 962	1747 962	1747 962
24-25-260	GASKET, Oil Sump.		1	1377 825	1377 825	1377 825

24-26-0 RECEIVER DRIER

NOTE 1: Air Condition Compressor Noise Suppression Kit is to be used with Model L Air Conditioning.

24-26-20	RECEIVER DRIER, includes Sight GLASS, except VA3		1	2013 015	*2521 862	
	VA3		1	----	*2521 862	*2521 862
	VV1, VL1, w/Model J	6	1	2013 015		
	Model J	8	1	*2013 691	2009 249	2009 249
	VV2, VL2	8	1	2521 374		
	Model L		1	*2013 691	*2013 691	*2013 691
	Model 952	8	1	*2521 374		
24-26-21	SCREW, Receiver Drier Mtg.		2	*1740 029	*1740 029	*1740 029
24-26-26	PLUG, Receiver Drier, Fusible.		1	1998 645	1998 645	1998 645
24-26-35	BRACKET, Receiver Drier Mtg.		1	2219 155	2219 155	2219 155
24-26-99	SUPPRESSION KIT, Compressor Noise, w/170, 225 cu. in. Eng.	6	1	E2585 106	E2585 106	
	w/273, 318 cu. in. Eng.	8	1	E2585 108	E2585 108	
	w/361, 383, 413 cu. in. Eng.	8	1	----	E2585 107	E2585 107
24-26-100	MUFFLER, Compressor Discharge, Model J and 975		1	2004 756		
	w/225 cu. in. Eng.	6	1	----	2277 844	
	w/225 cu. in. Eng., Model J	6	1	----	2004 756	
	w/273, 318 cu. in. Eng., Model J and N	8	1	*2004 773		
	w/273 cu. in. Eng.	8	1	2521 369		
	w/318 cu. in. Eng., Model 952	8	1	----	*2277 826	
	w/361, 383, 426, cu. in. Eng.	8	1	----	2277 844	
	w/361, 383, 413, 426, cu. in. Eng., Model J	8	1	----	E2485 776	E2485 776
	VA3, VC1, VC2, VC3, VY1	8	1	----	E2485 776	
	MUFFLER, Compressor Suction, w/225 cu. in. Eng.	6	1	----	2277 792	
	w/318 cu. in. Eng.	8	1	----	2277 797	
	w/361, 383, 426, cu. in. Eng.	8	1	----	2277 792	
	VA3, VC1, VC2, VC3, VY1, Single Unit	8	1	----	2521 229	2521 229
	VA3, VC1, VC2, VC3, VY1, Dual Unit	8	1	----	2485 988	2485 988
	VC2, w/Ram Manifold	8	1	----	2485 774	
24-26-101	BRACKET, Suction Muffler used w/Muffler 2521229	8	1	----	----	*2485 997

★ Indicates use as required.

E Indicates parts not listed in any previous parts book.

March 15, 1965 Supersedes March 16, 1964.

CODE	PART NAME AND DESCRIPTION	C Y L	PER CAR	VALIANT DART	PLYMOUTH DODGE	CHRYSLER IMPERIAL
24-27-O CONDENSER						
24-27-5	CONDENSER		1	E2521 325		
	VA3	8	1	----	2485 767	2485 767
	Except VA3		1	----	2485 930	
	VV2, VL2	8	1	2521 326		
	Model J		1	----	2010 211	2010 211
	NUT		4	----	6023 568	6023 568
24-27-9	NUT, Reducing, Brass Model, J and L		1	E2013 788		
24-27-15	BRACKET, Condenser Mtg. and Tube Support, except VC3, VY1		1	----	2013 035	2013 035
	VC3, VY1	8	1	*2521 743	*2013 033	2013 033
24-28-O EVAPORATOR						
24-28-3	COVER, Lock Pillar Hose, Sta. Wgn., Upper, Right, Paint as Required	8	1	----	4332 VX9	4332 VX9
	Upper, Left	8	1	----	4333 VX9	4333 VX9
	Lower, Right	8	1	----	4334 VX9	4334 VX9
	Lower, Left	8	1	----	4335 VX9	4335 VX9
24-28-5	EVAPORATOR, Front Unit, Model 975		1	*2485 814		
	Roof Unit, Sub.	8	1	----	2485 770	2485 770
	Front Unit, except VA3		1	----	2485 290	
	Model J		1	2013 187		
	Except Model J		1	----	2485 290	
	Model J		1	----	2013 196	2013 196
	Model L		1	E2013 761	E2013 762	E2013 762
	Model N	8	1	----	E2013 701	E2013 701
	Model J and L		1	E2485 778		
24-28-6	SUB COOLER, includes BRACKETS, VY1	8	1	----	----	E2485 768
24-28-7	TURN BUCKLE, Evaporator Support		1	*2485 783		
24-28-8	BRACKET, Evaporator, Roof Unit, Sta. Wgn., VA3. Front Unit, except VA3	8	★	----	1971 956	1971 956
	Model 975, J	8	1	----	2277 209	
	SUPPORT, Evaporator, Bottom, Model J, L and 975		1	E2485 778		
	BRACKET, Evaporator Mtg., Model J and L, except VA3		1	*2485 779		
	VA3 Model J	8	1	*2013 266	*2013 266	*2011 431
	Model J	8	1	----	2013 028	
	Switch Mtg., Model J		1	E2013 205	E2013 205	E2013 205
24-28-12	BASE, Evaporator Support		1	*2485 781		
24-28-17	CLAMP, Discharge Tube to Yoke		1	----	2277 430	
24-28-18	TUBE and NUT ADAPTER, 3/8" dia.		★	2485 914	2485 914	2485 914
	1/2" dia.		★	2485 915	2485 915	2485 915
	5/8" dia.		★	2485 916	2485 916	2485 916
24-28-19	GROMMET, Blower Motor Mtg.	8	3	----	----	1879 827
	GROMMET, 3/8" Tube, Model J		1	2006 394		
	Control Vacuum Hose, VA3	8	1	----	1886 101	1886 101
24-28-22	SCREW, Evaporator Ground Wire, Model J		1	1740 029	1740 029	1740 029
	Receiver Mtg. Bracket, Model J		1	----	1740 029	1740 029
	CLIP, Hose, Model J		1	----	1740 029	1740 029

★ Indicates use as required.

⊠ Indicates parts not listed in any previous parts book.

• Indicates change or addition.

1964 PASSENGER CAR PARTS CATALOG

AIR CONDITIONING

CODE	PART NAME AND DESCRIPTION	C Y L	PER CAR	VALIANT DART	PLYMOUTH DODGE	CHRYSLER IMPERIAL
24-28-0 EVAPORATOR - Cont'd						
24-28-24	HOSE, Refrigerant, see Chart in Front of Group 24 TUBE, Evaporator Coil, Liquid 9 11/16" lgh., Roof Unit, VA3	8	1	----	2485 761	2485 761
	Discharge Hose to Condenser, VC2-300	8	1	----	----	2485 818
	Discharge Hose to Condenser, VY1	8	1	----	----	2485 784
	Discharge Hose to Condenser, VA3, VC1, VC2, VC3	8	1	----	----	2485 834
	Receiver Drier to Sub Cooler, VY1	8	1	----	----	2485 769
	Liquid Hose to Sub Cooler, VY1	8	1	----	----	2485 787
	Liquid to Expansion Valve, VC2-300	8	1	----	----	2485 811
	Liquid Hose to Receiver Drier, VA3, VC1, VC2, VC3	8	1	----	2485 816	2485 816
	Discharge Hose to Condenser, VY1	8	1	----	----	2521 233
	TUBE, Air Outlet Rear Unit, to Rear Louver	8	2	----	----	2485 615
	TUBE, Discharge Hose to Condenser, VA3, VC1, VC2, VC3 except VC2-300	8	1	----	2521 410	2521 410
	TUBE, Discharge Hose to Condenser, VC2-300	8	1	----	----	2485 818
	TUBE, Liquid, Condenser to Receiver Drier Tube	8	1	*2521 371	----	----
24-28-25	HOUSING, Evaporator, Front Unit, Passenger Side, includes LINKAGE, VA3	8	1	----	2097 376	2097 376
	HOUSING, Evaporator Coil, Front Unit, Center, includes LINKAGE, VA3	8	1	----	2096 259	2096 259
	HOUSING, Front Unit, except VA3, Model 952		1	----	E2277 217	----
24-28-26	CONNECTOR, Vacuum Control Hose, Single, 1/4" O.D., 1" lgh.		*	----	2485 020	----
	Single, 3/16" O.D., 1" lgh.		*	----	2485 019	----
	Dual, 1/8" dia., 1 1/4" lgh.		*	----	2277 713	----
24-28-31	GASKET, Evaporator to Dash, VA3	8	1	----	1887 257	1887 257
24-28-36	WASHER, Hose Seal, Copper 3/8 in. O.D.		*	2219 169	2219 169	2219 169
	5/8 in. O.D.		*	2096 887	2096 887	2096 887
24-28-47	TROUGH, Evaporator Drain, VA3	8	1	----	2096 182	2096 182
24-28-48	SWIVEL, Defroster, includes LEVER, VA3.	8	1	----	1972 789	1972 789
24-28-49	NUT, Floor Air Damper Control, VY1	8	1	----	----	2427 119
24-28-51	COVER, Evaporator		1	E2485 829	----	----
24-28-55	CONNECTOR, Defroster Outlet, VA3	8	1	----	1972 324	1972 324
	CONNECTOR, Air Outlet		2	----	*2485 215	----
24-28-59	SCREW, Shoulder, Recirculating Door Link, VA3	8	1	----	1885 835	1885 835
24-28-63	GASKET, Heater Core Cover	8	1	----	1879 861	1879 861
24-28-64	VACUUM TUBE REPAIR KIT		1	----	2448 621	----
24-28-70	GRILLE, Air Outlet, Rear Unit, VY1, Paint as Required	8	1	----	----	4361 VX9
	GRILLE, Evaporator, Model 975 and J.		1	2013 108	2013 108	2013 108
	GRILLE, Rear Evaporator, Model N, C2	8	1	----	E2013 700	E2013 700
	GRILLE, with CONTROLS, Model L		1	E2013 760	E2013 760	E2013 760
	GRILLE, w/o Controls, Model L		1	E2585 105	E2585 105	E2585 105
	GRILLE, w/o Controls, Model J		1	E2013 108	E2013 108	E2013 108

* Indicates use as required.

E Indicates parts not listed in any previous parts book.

March 15, 1965 Supersedes March 16, 1964.

Prices and specifications subject to change without notice.

* Indicates change or addition.

Printed in U.S.A.

CODE	PART NAME AND DESCRIPTION	CYL	PER CAR	VALIANT DART	PLYMOUTH DODGE	CHRYSLER IMPERIAL
24-28-0 EVAPORATOR - Cont'd						
24-28-73	DUCT, Fresh Air Intake, except VA3		1	----	2277 342	
	VA3, Right, Air Outlet, Model 912	8	1	----	----	*2485 554
	Except VY1, Right, Air Outlet, Model 912	8	1	----	----	*2485 554
	DUCT, includes Tube, Right, C, Model 912	8	1	----	----	E2485 553
	DUCT, Spot Cooler Outlet, Left, C	8	1	----	----	E2485 307
	Right, C	8	1	----	----	E2485 432
	DUCT, Fresh Air Inlet		1	----	----	*2521 155
	CONNECTOR, Outlet Lower Right, C, Model 912	8	1	----	*2485 493	*2485 493
	CONNECTOR, Spot Cooler, Right, Model 912	8	1	----	----	E2485 432
24-28-75	BEZEL, Control, VA3, Paint as Required	8	1	----	2219 004	
	Except VY1, Paint as Required	8	1	----	----	4215 VX9
	BEZEL, Air Inlet, Rear Unit, VY1	8	1	----	----	4362 VX9
24-28-77	SCREW, Rear Adapter Panel, Model N, C2	8	6	----	----	E2013 796
24-28-78	LOUVER, Air Outlet, includes BEZEL except VA3, Right, Paint as Required, Front Unit		1	----	4222 VX9	
	Left, Front Unit.		1	----	4223 VX9	
	VA3, Front Unit, Paint as Required	8	1	----	4228 VX9	
	Except VY1, Front Unit, Right, Paint as Required	8	1	----	----	4220 VX9
	Except VY1, Front Unit, Left, Paint as Required	8	1	----	----	4221 VX9
	Rear Unit, Paint as Required, VC1, VC2, VC3, VY1	8	2	----	----	4225 VX9
	VY1, Front Unit, Right, Paint as Required	8	1	----	----	2485 898
	VY1, Front Unit, Left, Paint as Required	8	1	----	----	2485 899
24-28-80	DEFLECTOR, Floor Air, Left Front Unit, VA3	8	1	----	1886 413	1886 413
24-28-84	ADAPTER, Air Outlet, Roof Unit, Sta. Wgn., A3, C	8	4	----	*1753 579	*1753 579
	ADAPTER, w/CONNECTOR, Rear Unit, Right	8	1	----	----	*2485 539
24-28-86	WASHER, Floor Air Damper	8	1	----	2277 401	2277 401
24-28-90	DOOR, Fresh Air, w/SEAL		1	----	*2162 418	
24-28-92	SEAL, Fresh Air Door Housing		1	----	2162 245	
24-28-93	CONNECTOR, Air Outlet, to Shelf, Rear Unit	8	2	----	*2485 603	*2485 603
	CONNECTOR, Air Outlet, Right		1	----	E2485 214	
	CONNECTOR, Air Outlet, Left		1	----	*2485 215	
	CONNECTOR, Spot Cooler, Left		1	----	E2485 358	
	CONNECTOR, Air Outlet, Right, Model 912	8	1	----	----	E2485 022
	CONNECTOR, Air Outlet, Left, Model 912	8	1	----	----	E2485 023
24-28-98	VANE, Evaporator Grille, Vertical Control, Model 975, J and L		4	*2013 082	*2013 082	*2013 082
	Vertical, Model 975, J and L		8	*2013 081	*2013 081	*2013 081
	Horizontal Control, Model 975, J and L		2	*2013 098	*2013 098	*2013 098
	Horizontal, Model 975, J and L		4	*2013 097	*2013 097	*2013 097
24-28-99	LINKAGE, Evaporator Control.		1	----	2277 124	
	CLIP, Control Mtg.		2	----	6008 145	
24-28-101	RETAINER, Fresh Air Door Shaft		1	----	*2216 735	
24-28-104	STUD, Recirculating Door, Ball		1	----	1858 936	
24-28-106	RETAINER, Recirculating Door, Ball Joint		1	----	1945 197	
24-28-108	SPRING, Fresh Air Door Over Center		1	----	2277 262	

* Indicates use as required.
 E Indicates parts not listed in any previous parts book.
 Indicates change or addition.

1964 PASSENGER CAR PARTS CATALOG

AIR CONDITIONING

CODE	PART NAME AND DESCRIPTION	CYL	PER CAR	VALIANT DART	PLYMOUTH DODGE	CHRYSLER IMPERIAL
24-28-0 EVAPORATOR - Cont'd						
24-28-112	DOOR, Fresh Air		1	----	*2162 418	
24-28-113	HOUSING, Fresh Air Door.		1	----	2162 239	
24-28-121	BUMPER, Evaporator Cover		1	2423 001		
24-28-124	CUP WASHER, Air Outlet Bezel		4	----	2485 300	
24-28-175	HOUSING, Blower Motor CW Rotation, Roof Unit	8	1	----	1887 299	1887 299
	CCW Rotation, Roof Unit	8	1	----	1887 300	1887 300
	Model J and L		2	----	*1991 576	*1991 576
24-28-176	SEAL, Duct Inlet to Dash	8	1	----	1887 757	1887 757
	GASKET, Blower Motor Mtg., Rear Unit	8	1	----	*2076 088	2076 088
24-28-185	STATOR, Axial Blower		1	----	*2219 102	
24-28-186	ROTOR, Axial Blower Motor		1	----	2219 103	
24-28-195	MOTOR AXIAL BLOWER, includes Mtg. PLATE, except VA3.		1	----	2277 418	
	VA3, Motor, Front Unit	8	1	----	1879 579	1879 579
	Rear Unit, includes Mtg. PLATE	8	1	----	----	2485 580
	Roof Unit	8	2	----	1886 266	1886 266
	Model 975, J and L		1	*2013 175	*2013 175	*2013 175
24-28-199	BRACKET, Axial Blower Motor, includes RING		1	----	2277 585	
	BRACKET, Blower Motor Mtg.	8	1	----	1880 211	1880 211
24-28-201	MOUNT, Axial Blower to Unit.		3	----	2277 596	
24-28-203	RESISTOR, Evaporator, Rear Unit	8	1	----	----	2485 593
24-28-205	CLIP, Axial Blower Motor Balancing, 3/4" lgh., 1/4" width		★	----	2277 884	
	1" lgh., 1/4" width		★	----	2277 885	
	1 1/2" lgh., 1/4" width		★	----	2277 886	
	1 9/16" lgh., 1/4" width		★	----	2277 887	
	2" lgh., 1/4" width		★	----	2277 888	
	1 1/8" lgh., 1/4" width		★	----	2277 247	
	1 1/8" lgh., 13/16" width		★	----	2277 249	
	1 1/8" lgh., 1 7/16" width		★	----	2277 670	
24-28-209	DEFLECTOR, Blower Sound.		1	----	2485 038	
24-28-210	WHEEL, Blower, Front Unit, VA3	8	1	----	1880 442	1880 442
	Rear Unit, Right	8	1	----	----	2485 591
	Rear Unit, Left	8	1	----	----	2277 597
	Roof Unit, CW	8	1	----	1886 265	1886 265
	Roof Unit, CCW.	8	1	----	1886 263	1886 263
	Model 975, J and L, CW, Right		1	*2013 185	*2013 185	*2013 185
	Model 975, J and L, CCW, Left		1	*2013 184	*2013 184	*2013 184
24-28-220	COIL, Evaporator, Front Unit.		1	----	2219 837	
	VA3, Front Unit	8	1	----	2485 726	2485 726
	Roof Unit	8	1	----	2485 773	2485 773
	Rear Unit, Model 202	8	1	----	*2485 757	*2485 757
	Model 975	6	1	2013 262		
	Model J		1	2013 171	2013 171	2013 171
	Model L		1	*2003 074	*2003 074	*2003 074
	Model N		1	----	E2485 532	E2485 532

★ Indicates use as required.

⊠ Indicates parts not listed in any previous parts book.

March 15, 1965 Supersedes March 16, 1964.

Prices and specifications subject to change without notice.

* Indicates change or addition.

Printed in U.S.A.

CODE	PART NAME AND DESCRIPTION	C Y L	PER CAR	VALIANT DART	PLYMOUTH DODGE	CHRYSLER IMPERIAL
24-28-0 EVAPORATOR - Cont'd						
24-28-232	THERMOSTAT, w/Mtg. PLATE		1	----	2485 284	
24-28-233	SCREW, Thermostat, Rear Unit, Model N		2	----	E2000 550	E2000 550
24-28-241	SWITCH, Thermostat, Model 975, J and L		1	*2013 192	*2013 192	*2013 192
	SWITCH, Thermostat, Model N		1	----	E2013 710	E2013 710
24-28-246	SCREW, Evaporator Ground Wire, Model J and L		1	*1740 029	*1740 029	*1740 029
24-28-248	KNOB, Thermostat Switch, Model 975, J and L		1	*1997 553	*1997 553	*1997 553
	Side Air Discharge Control, Model J		1	2013 085	2013 085	2013 085
24-28-300	VALVE, Expansion		1	----	2275 584	
	VA3	8	1	----	2495 543	2495 543
	Rear Unit	8	1	----		*2521 854
	Roof Unit	8	1	----	2485 756	2485 756
	Model J and L		1	*2013 062	*2013 063	*2013 063
	Model 975		1	E2013 255		
24-28-318	TEE, Liquid Hose to Expansion Valve, VA3	8	1	----	2485 709	2485 709
	TEE, Control Hose		1	----	1886 109	1886 109
24-28-326	SEAL, Hose and Tube "O" Ring, 1/4" O.D.		*	----	2277 190	2277 190
	3/8" O.D.		*	2219 383	2219 383	2219 383
	1/2" O.D.		*	2219 384	2219 384	2219 384
	5/8" O.D.		*	2219 385	2219 385	2219 385
24-28-357	NUT, Floor Damper Control Mtg., VA3	8	1	----	1339 711	1339 711
	Blower Switch Mtg.		1	----	1339 711	1339 711
24-28-363	KNOB, Floor Damper Control, Front Unit, except VY1	8	1	----	----	2197 075
	VA3	8	1	----	2197 379	
	vY1	8	1	----	----	2426 651
24-28-364	DUCT, Distribution, Front Unit	8	1	----	2485 497	2485 497
24-28-366	CONTROL, Floor Air Damper, VA3	8	1	----	2426 481	
	VC1, VC2, VC3	8	1	----	----	2291 532
	VY1	8	1	----	----	2427 817
24-28-368	WASHER, Defroster Door, VA3	8	1	----	1971 463	1971 463
24-28-379	DOOR PACKAGE, Defroster, VA3	8	1	----	2084 295	2084 295
24-28-382	BEZEL, Floor Air Damper Control, VA3	8	1	----	2197 498	2197 498
	Bezel, C	8	1	----	----	*2290 700
	Decal, C	8	1	----	----	*2290 866
24-28-384	COVER, Deflector Lever, VA3	8	1	----	2097 152	2097 152
24-28-387	SPOT COOLER, Right		1	----	2277 412	
	Left		1	----	2485 209	
	VA3, VY1, Right and Left	8	2	----	2485 209	2485 209
	VC1, VC2, VC3, Right	8	1	----	----	2521 290
	VC1, VC2, VC3, Left	8	1	----	----	2485 209
24-28-389	SPACER, Spot Cooler, Left		1	----	2485 218	
24-28-392	CLIP, Circulating Door Mtg., VA3	8	1	----	2197 678	2197 678
	Vacuum Actuator Shaft		1	2197 678		
24-28-393	BUMPER, Damper Stop		4	----	2080 201	

★ indicates use as required.
 □ indicates parts not listed in any previous parts book.
 * indicates change or addition.

1964 PASSENGER CAR PARTS CATALOG

AIR CONDITIONING

CODE	PART NAME AND DESCRIPTION	CY L	PER CAR	VALIANT DART	PLYMOUTH DODGE	CHRYSLER IMPERIAL
24-28-0 EVAPORATOR - Cont'd						
24-28-396	CLAMP, Spot Cooler Tube		2	----	*2277 426	
24-28-397	BRACKET, Spot Cooler Retainer, Left		1	----	E2521 827	
24-28-398	DECAL, Floor Air Damper Control Bezel	8	1	----	2290 866	2290 866
24-28-399	SHAFT, Defroster Door		1	----	E2521 100	
24-29-0 ACTUATOR						
24-29-1	ACTUATOR, Spot Cooler.		1	----	2219 915	
	Defroster, except VA3		1	----	2219 916	
	Defroster, VA3	8	1	----	2277 051	2277 051
	Deflector, VA3	8	1	----	2277 053	2277 053
	By-Pass Door, VA3	8	1	----	2277 054	2277 054
	Recirculating Door, VA3	8	1	----	2277 052	2277 052
	Fresh Air Door, except VA3		1	----	*2277 923	
24-29-15	RETAINER, Floor Deflector Actuator Shaft, VA3	8	1	----	2076 405	2076 405

NOTES
