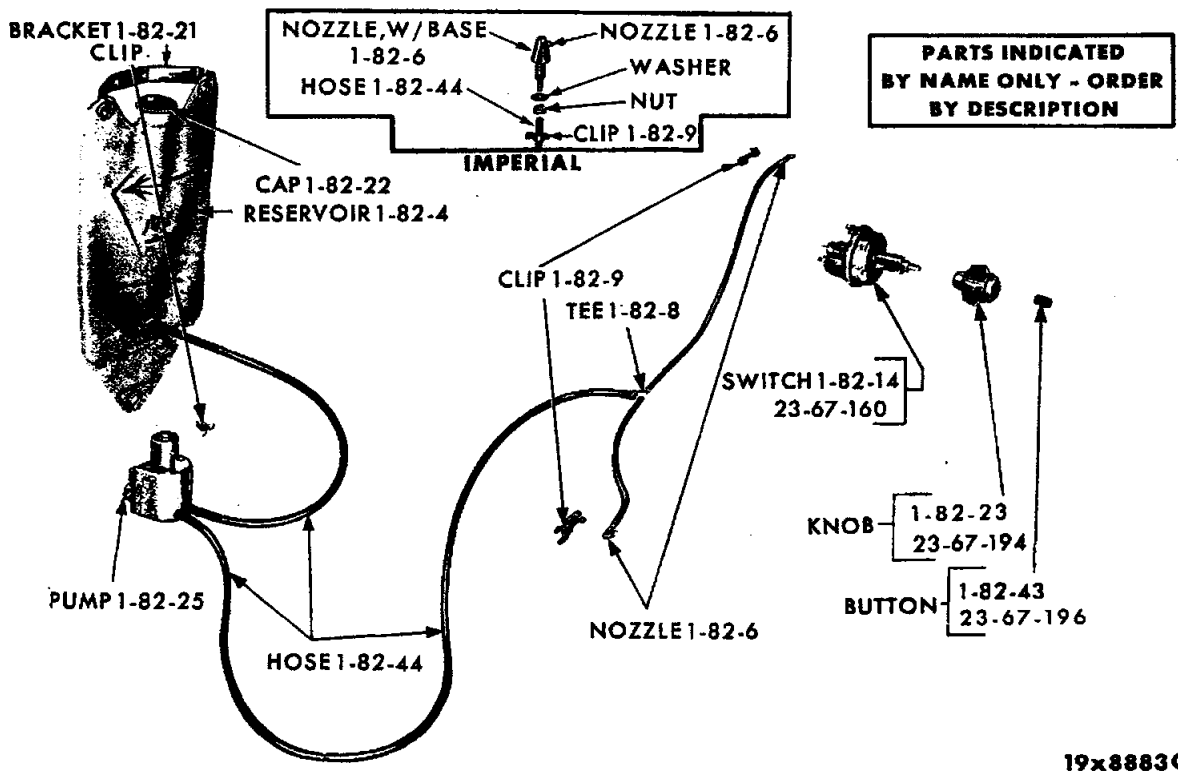
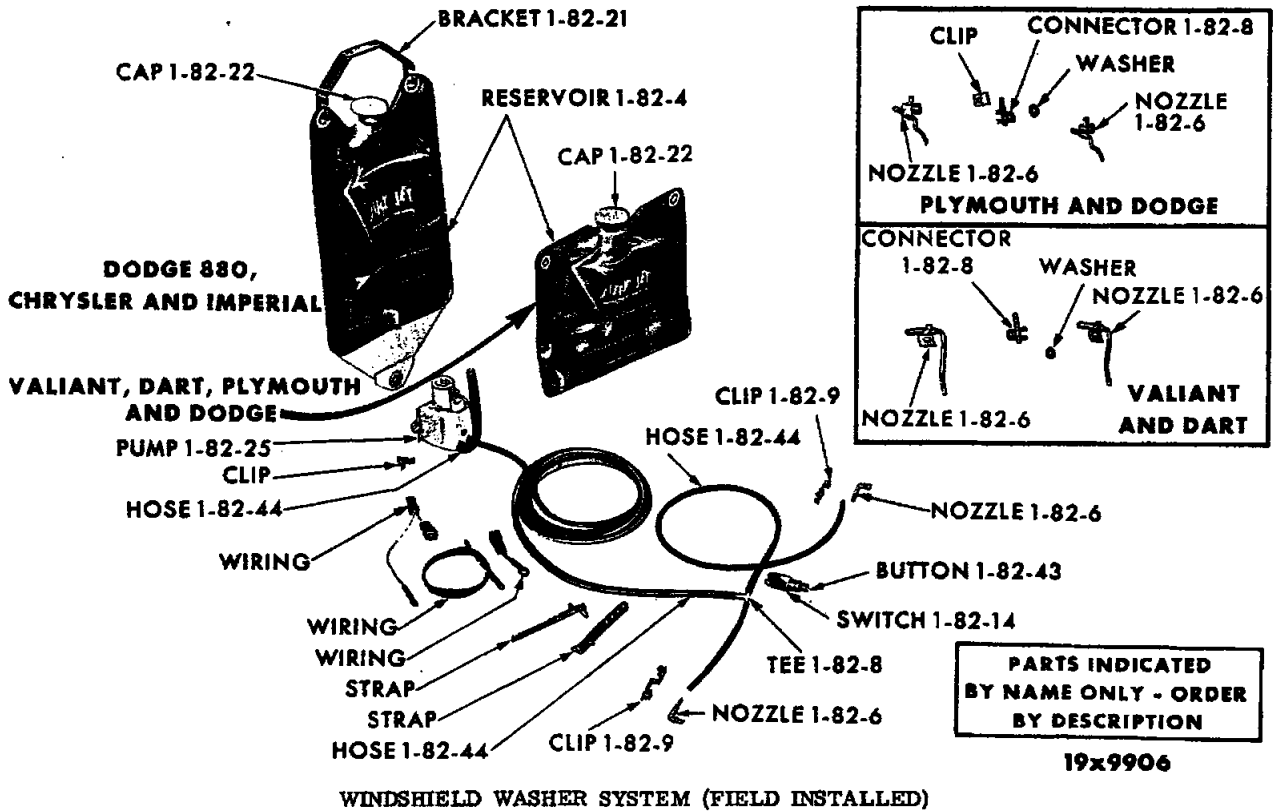
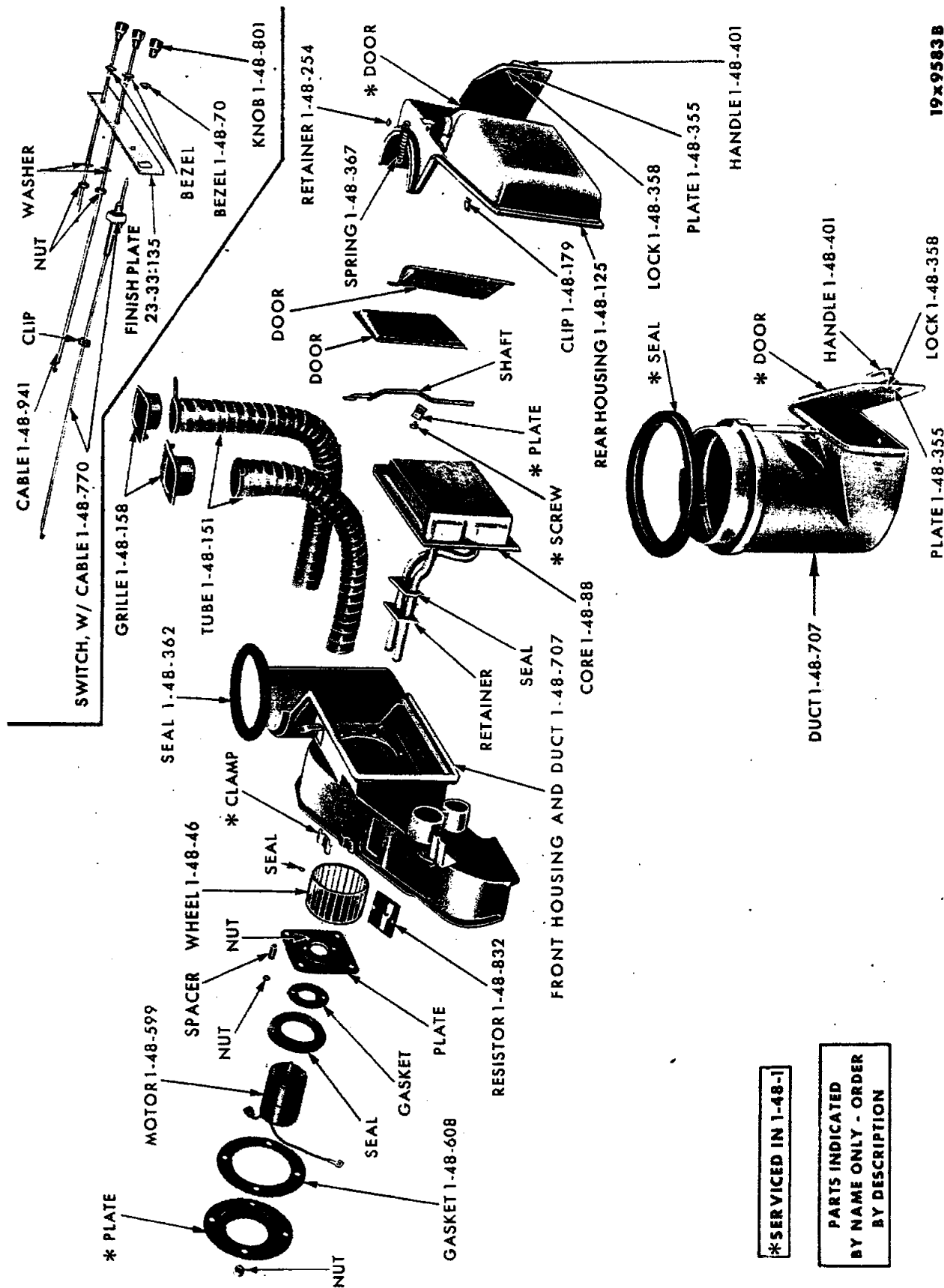


GROUP 1 - ACCESSORIES



WINDSHIELD WASHER SYSTEM - ELECTRIC (FACTORY INSTALLED)

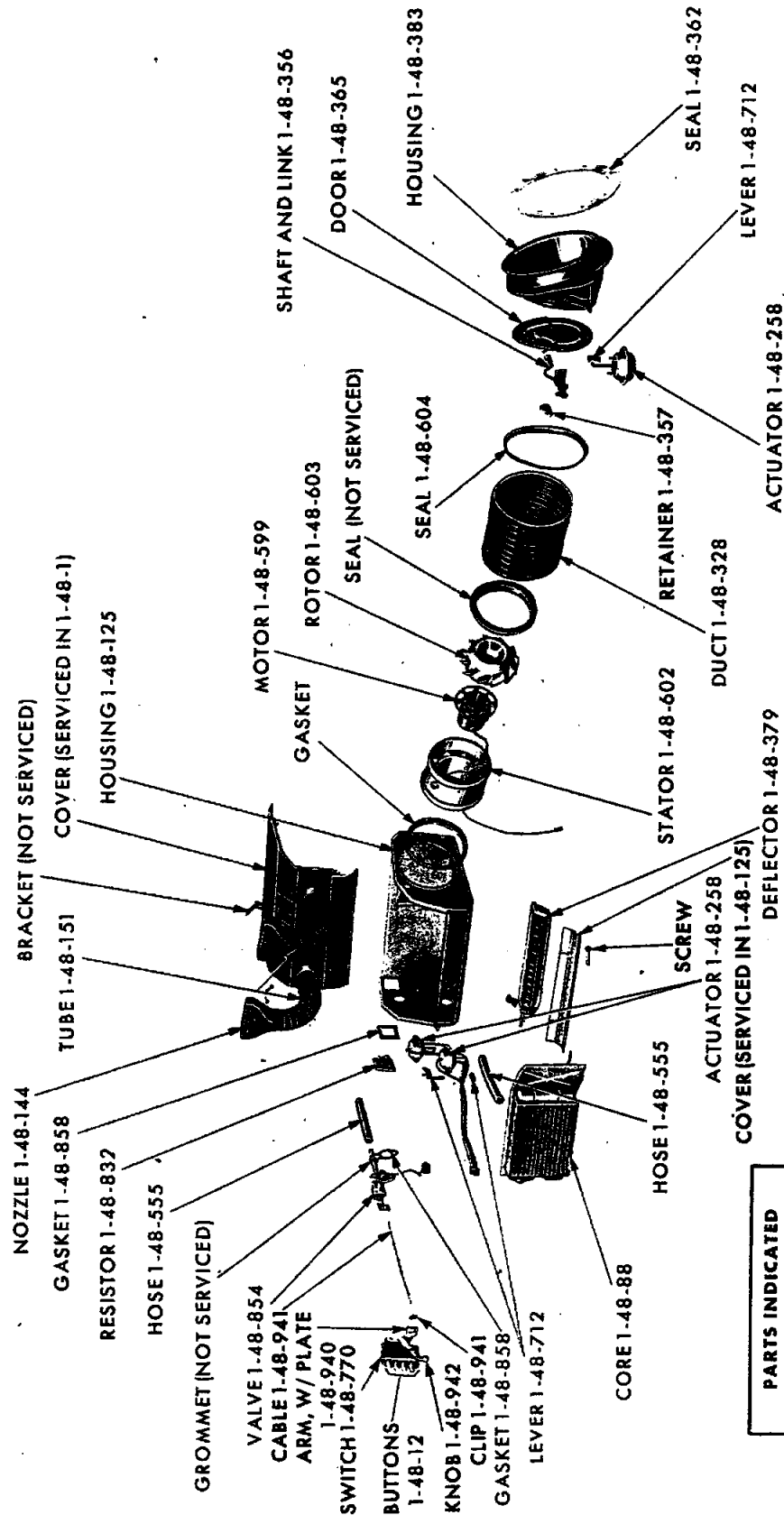


HEATER ASSEMBLY - VALIANT VV1-2 AND DART VV1-2

*SERVICED IN 1-48-1

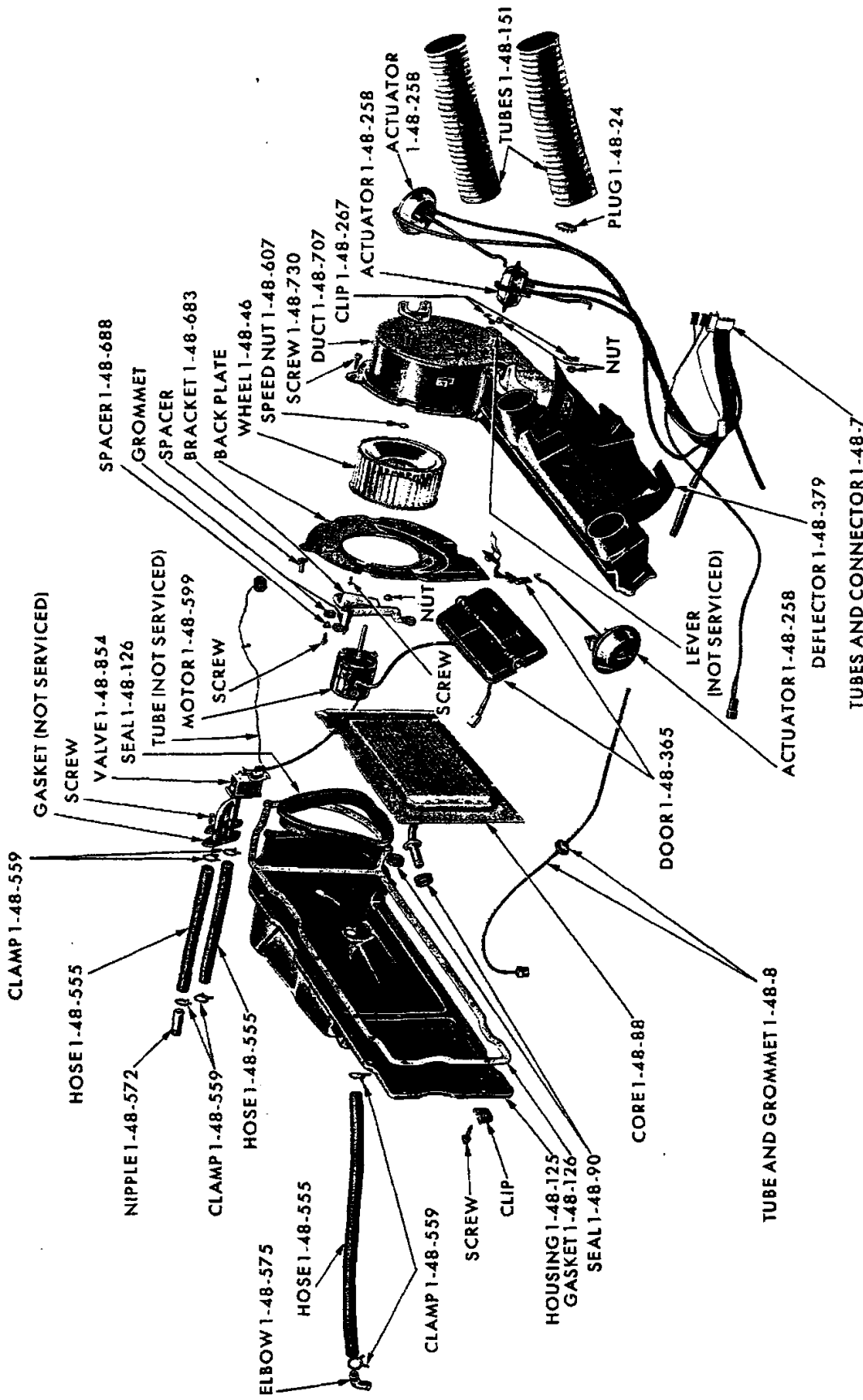
PARTS INDICATED BY NAME ONLY - ORDER BY DESCRIPTION

19x9355B



PARTS INDICATED
BY NAME ONLY - ORDER
BY DESCRIPTION

HEATER ASSEMBLY - PLYMOUTH VP1-2 AND DODGE VDI-2

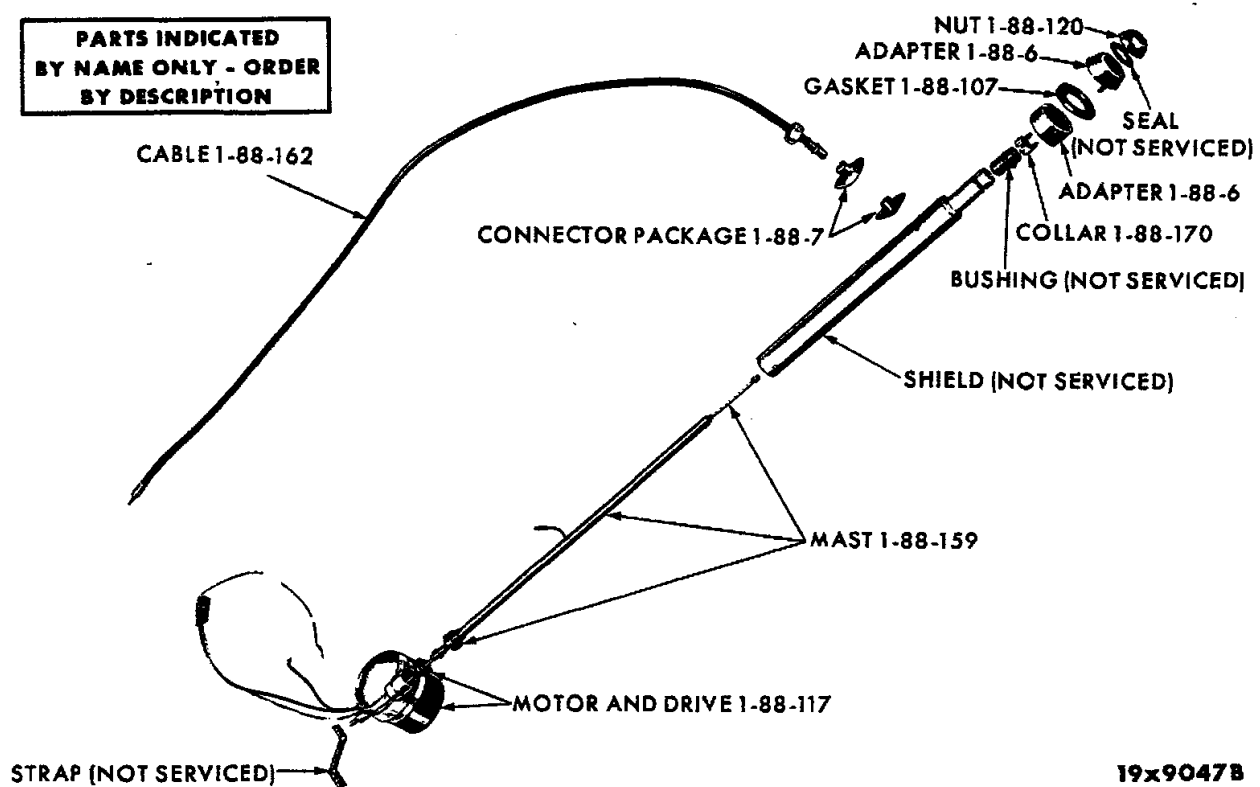


19x8554F

PARTS INDICATED
 BY NAME ONLY - ORDER
 BY DESCRIPTION

HEATER ASSEMBLY - DODGE VA3, CHRYSLER VC1-2-3 AND IMPERIAL VY1

**PARTS INDICATED
BY NAME ONLY - ORDER
BY DESCRIPTION**



19x9047B

POWER ANTENNA - CHRYSLER VC1-2-3 AND IMPERIAL VY1

NOTES

Lined area for notes, consisting of approximately 18 horizontal lines.

CODE	PART NAME AND DESCRIPTION	C Y L.	PER CAR	VALIANT DART	PLYMOUTH DODGE	CHRYSLER IMPERIAL
1-04-0 AUTOMATIC HEADLAMP DIMMER						
1-04-4	SCANNER, VY1	8	1	----	----	B2257 169
1-04-6	BASE, Scanner, VY1	8	1	----	----	2096 899
1-04-7	SPACER, Scanner Base, VY1	8	2	----	----	2427 659
1-04-8	SCREW, Scanner Mounting, VY1	8	1	----	----	892 569
1-04-12	AMPLIFIER, VY1	8	1	----	----	2257 182
1-04-18	ADAPTER, Amplifier Terminal, VY1	8	3	----	----	2096 872
1-06-0 EMERGENCY FLASHER LIGHT						
1-06-1	FLASHER PACKAGE, Emergency		1	B2587 553	B2587 553	B2587 553
1-06-2	FLASHER UNIT		1	2290 360	2290 360	2290 360
1-06-3	SWITCH		1	2291 741	2291 741	2291 741
1-06-4	KNOB, Switch		1	1972 137	1972 137	1972 137
1-06-9	HOUSING, Indicator Lamp		1	2426 179		
1-06-10	WIRING		1	2496 778	2496 778	2496 778
1-06-11	SOCKET, Indicator Lamp		1	2097 003		
1-09-0 PARKING BRAKE SIGNAL LAMP						
1-09-1	LAMP PACKAGE, Parking Brake Indicator, VC1, VC2		1	*2291 664	*2291 664	*2291 664
1-10-0 BACK-UP LAMP						
1-10-1	LAMP PACKAGE, Back-Up, w/Manual Trans., except Sta. Wgn., VV1, VV2, VP1, VP2		1	2496 729	2496 734	
	VD1, VD2		1	----	*2496 736	
	w/Manual Trans., Sta. Wgn., VV1, VV2, VP1, VP2		1	2496 729	2496 735	
	VL1, VL2, VD1, VD2		1	2496 733	2496 735	
	VA3, VC1, VC3	8	1	----	2496 735	2496 735
	w/Auto. Trans., VD1, VD2		1	----	*2426 451	
	VL1, VL2		1	*2426 445		
1-13-0 UNDERHOOD LIGHT						
1-13-10	SWITCH		1	2097 279	1972 426	1972 426
1-14-0 MAP AND COURTESY LAMP						
1-14-4	LAMP PACKAGE, Map and Courtesy, VC1, VC2		1	2496 382	2496 382	2496 382
	LAMP PACKAGE, Map, VA3, VC1, VC2	8	1	----	2257 726	2291 819
1-14-6	WIRING PACKAGE, Dome Lamp Rear Door, VP1, VP2, VD1, VD2		1	2290 097	2290 097	
1-21-0 CLOCK						
1-21-1	CLOCK PACKAGE, Instrument Panel, VC1, VC2	8	1	----	----	*2427 434
	VY1	8	1	----	----	2426 195
1-21-22	SOCKET, Lamp, VP1, VP2		1	----	*2097 003	
		8	2	----	----	*2097 003

★ Indicates use as required.

Ⓚ Indicates parts not listed in any previous parts book.

* Indicates change or addition.

Numerals in parentheses () refer to notes.

1964 PASSENGER CAR PARTS CATALOG

ACCESSORIES

CODE	PART NAME AND DESCRIPTION	C Y L.	PER CAR	VALIANT DART	PLYMOUTH DODGE	CHRYSLER IMPERIAL
1-21-0 CLOCK - Cont'd						
1-21-24	KNOB, Clock Reset, VP1, VP2, VY1		1	----	2426 469	2426 383
	VC1, VC2, VC3	8	1	----	----	*2290 849
1-21-27	NUT, Clock Reset Knob Mounting		1	----	2257 804	2257 804
1-36-0 TACHOMETER						
1-36-1	TACHOMETER PACKAGE, Console VP2, VD2	8	1	----	E2525 663	
1-47-0 REAR WINDOW DEFOGGER						
1-47-1	DEFOGGER PACKAGE, VV1, VV2, except Barracuda, VL1, VL2		1	*2277 897		
	VV1, VV2, Barracuda, VP1, VP2, VD1, VD2		1	*2521 637	*2277 850	
	VA3, VC1, VC2, VC3	8	1	----	----	2277 898
	VY1	8	1	----	----	2485 433
1-47-3	DUCT		1	2277 735		
	VC1, VC2, VC3	8	1	----	----	2277 460
	VY1	8	1	----	----	2485 738
1-47-4	LOUVER, Inlet, VP1, VP2, VD1, VD2		1	----	2277 860	
	GRILLE, Inlet, VA3		1	*2291 876	*2291 876	*2291 876
	LOUVER, Outlet, VP1, VP2, VD1, VD2		1	----	2277 861	
	GRILLE, Outlet, VA3		1	2219 627	2219 627	2219 627
1-47-6	BEZEL, Inlet Grille, VV1, VV2, except Barracuda, VL1, VL2, VA3		1	*1819 014	*1819 014	*1819 014
	VV1, VV2, Barracuda		1	*2521 499		
1-47-7	SWITCH		1	2291 095	2291 095	2291 095
	SWITCH PACKAGE, VA3	8	1	----	2426 508	
1-47-8	KNOB, Switch, VP1, VP2		1	2291 282	2291 282	
	VD1, VD2, VC1, VC2, VC3		1	----	2256 626	2197 075
	VA3, VY1	8	1	----	2197 379	2426 651
1-47-9	BEZEL, Switch, VP1, VP2		1	----	1972 898	
	VC1, VC2, VC3		1	----	----	2290 700
	VA3	8	1	----	2197 499	
1-47-10	WIRING		1	*2076 423	*2076 423	*2076 423
1-47-11	NUT, Switch Mounting, VP1, VP2, VY1		1	6008 060	1887 603	6008 060
	VA3		1	----	----	1972 548
1-47-12	TUBE, VP1, VP2, VD1, VD2		1	----	2277 849	
	VA3		1	2096 989	2096 989	2096 989
1-47-13	MOTOR, w/BRACKET		1	2096 772	2096 772	2096 772
1-47-14	PLATE, Blower Mounting		1	1887 582	----	1887 582
1-47-15	DECAL, Switch, VC1, VC2, VC3	8	1	----	----	2290 865
1-47-16	WHEEL, Blower, VP1, VP2, VD1, VD2		1	1239 241	1239 241	1239 241
1-47-17	HOUSING, Blower, VP1, VP2, VD1, VD2		1	----	2277 845	
	VA3		1	1819 470	1819 470	1819 470
1-47-19	CLIP, Louver Retaining, VP1, VP2, VD1, VD2		6	----	1842 965	
	Tube Retaining, VP1, VP2, VD1, VD2		3	----	2277 840	

★ Indicates use as required.

Numerals in parentheses () refer to notes.

Printed in U.S.A.

E Indicates parts not listed in any previous parts book.

Prices and specifications subject to change without notice.

March 15, 1965 Supersedes March 16, 1964.

* Indicates change or addition.

CODE	PART NAME AND DESCRIPTION	MODEL 729	MODEL 731	MODEL 750
1-48-O HEATER AND COMPONENTS				
NOTE: Quantity is one (1) per car unless otherwise indicated.				
1-48-1	HEATER PACKAGE, VA3 VC1, VC2, VC3	----	----	*2485 638 2485 639
1-48-4	HEATER CONTROLS, Complete, VA3 VY1	----	----	2427 228 2426 597
1-48-7	TUBES and CONNECTOR, Heater Control VP1, VP2, VD1, VD2 VA3, VC1, VC2, VC3 VY1 Fresh Air Door Control, w/o Heater VP1, VP2, VD1, VD2 VA3, VC1, VC2, VC3 VY1	----	2496 010 ---- ---- 2496 012 ---- ----	2257 197 2291 879 2257 195 2291 877
1-48-10	LAMP, Heater Control, VD1, VD2 VA3 SOCKET, VP1, VP2	----	2426 562 *2197 463 *2097 003	*2097 003
1-48-12	BUTTON, Heater Control Push, VP1, VP2, VD1, VD2, VA3	Off Heat Def. Cool Off Lo Hi Def. Air	2426 385 2426 386 2426 387 2426 388 ---- ---- ---- ---- ----	2197 468 2197 469 2197 470 2197 471 2197 472
	VC1, VC2, VC3	Off Lo Hi Def. Air	---- ---- ---- ---- ----	2290 788 2290 789 2290 790 2290 791 2290 792
	VY1	Off Lo Hi Def. Air	---- ---- ---- ---- ----	2426 604 2426 605 2426 606 2426 607 2426 608
1-48-24	PLUG, Temperature Control Valve Tube Hole	----	----	1622 064
1-48-40	TRIM PLATE, Heater Control, w/MASK and LENS, VY1	----	----	2426 634
1-48-46	WHEEL, Blower	2277 597	----	1689 692
1-48-70	BEZEL, Heater Control, VP1, VP2 VD1, VD2, VC1, VC2, VC3 Blower Switch, VV1, VV2, VP1, VP2 VL1, VL2, VD1, VD2 Temperature Control, VV1, VV2 Defroster Control, VV1, VV2	---- ---- *2426 583 2426 942 2426 581 2426 582	2426 558 2426 561 *2497 702 2256 616	4215 VX9
1-48-88	CORE, Heater, VV1, VV2, VL1, VL2 VP1, VP2, VD1, VD2 VA3, VC1, VC2, VC3, VY1	2277 535 ---- ----	2277 023 ----	1885 826
1-48-90	SEAL, Heater Core Tube (2) Mixed Air Door Shaft	---- 2277 648	1604 116	1604 116

* Indicates use as required.
 † Indicates parts not listed in any previous parts book.
 * Indicates change or addition.

Numerals in parentheses () refer to notes.

Prices and specifications subject to change without notice.
 March 15, 1965 Supersedes March 16, 1964.

Printed in U.S.A.

1964 PASSENGER CAR PARTS CATALOG

ACCESSORIES

CODE	PART NAME AND DESCRIPTION	MODEL 729	MODEL 731	MODEL 750
1-48-0 HEATER AND COMPONENTS - Cont'd				
1-48-94	RETAINER, Heater Core Tube Seal	2485 135		
1-48-125	HOUSING, Heater Rear Heater, Engine Side	2277 509 -----	-----	2097 746
1-48-126	GASKET, Housing to Dash, VA3, VC1, VC2, VC3 SEAL, Inlet Duct to Dash, VA3, VC1, VC2, VC3, VY1 SEAL, Heater to Dash (4)	----- ----- 6022 007	----- -----	1880 472 1887 757
1-48-144	NOZZLE, Defroster, Right, VP1, VP2, VD1, VD2 Left, VP1, VP2, VD1, VD2 Right, VA3, VC1, VC2, VC3 Left, VA3, VC1, VC2, VC3	----- ----- ----- -----	2485 298 2485 299 ----- -----	1971 841 1971 842
1-48-145	GROMMET, Blower Mounting Bracket	-----	2277 424	
1-48-151	TUBE, Defroster, Right Left	2277 992 2277 993	2096 989 2096 989	2096 989 2096 989
1-48-158	GRILLE, Defroster Outlet, Red (2) Tan (2) Black (2)	*4233 VR8 *4233 VT8 *4233 VX9		
1-48-179	CLIP, Front to Rear Housing Mounting (11)	2277 538		
1-48-254	RETAINER, Shut-Off Door Over Center Spring Vacuum Actuator Shaft to Lever Spring (2)	2197 678 2197 678	2197 678	
1-48-258	ACTUATOR, Fresh Air Door Defroster Door Air Deflector Distribution Duct Shut-Off	----- ----- ----- -----	2277 923 2485 266 2485 266 -----	2277 091 2219 982 2219 981
1-48-267	CLIP, Vacuum Actuator Shaft, Fresh Air Door Defroster Damper Shut-Off	----- ----- -----	*6008 144 ----- -----	*6008 145 E6015 217 E6015 216
1-48-328	DUCT, Fresh Air Intake	-----	2277 342	
1-48-355	PLATE, Vent Door Lock	2277 516		
1-48-356	SHAFT and LINK, Fresh Air Door	-----	2162 525	
1-48-357	RETAINER, Fresh Air Door Shaft	-----	*2216 735	
1-48-358	LOCK, Fresh Air Vent Door	2277 515		
1-48-362	SEAL, Fresh Air Duct to Plenum Mounting Heater to Plenum Mounting Fresh Air Door Housing to Dash	2277 669 2277 669 -----	2162 245	
1-48-365	DOOR, Fresh Air, VP1, VP2, VD1, VD2 VA3, VC1, VC2, VC3 w/FRAME, VY1	----- ----- -----	2162 418 ----- -----	*1830 632 1830 633
1-48-367	SPRING, Shut-Off Door Over Center	2277 830		
1-48-375	ROD, Heater to Plenum Mounting	*2277 591		
1-48-379	DEFLECTOR, Air, VP1, VP2, VD1, VD2 VA3, VY1	----- -----	2485 259 -----	*2197 768
1-48-383	HOUSING, Fresh Air Door	-----	2162 239	

★ Indicates use as required. Numerals in parentheses () refer to notes. Printed in U.S.A.
 E Indicates parts not listed in any previous parts book. Prices and specifications subject to change without notice.
 March 15, 1965 Supersedes March 16, 1964. Page 1-10 * Indicates change or addition.

CODE	PART NAME AND DESCRIPTION	MODEL 729	MODEL 731	MODEL 750
1-48-O HEATER AND COMPONENTS - Cont'd				
1-48-389	BOLT, Fresh Air Door Linkage Mounting	----	----	1839 345
1-48-391	BRACKET, Fresh Air Door Vacuum Actuator Mounting, VA3, VC1, VC2, VC3, VY1 On Dash Panel, VY1	----	----	1885 836 1960 716
1-48-393	LEVER and LINK, Air Deflector	----	2485 268	
1-48-394	WASHER, Fresh Air Door Linkage Spring, VA3, VC1, VC2, VC3, VY1	----	----	1152 315
1-48-401	HANDLE, Vent Door	2277 517		
1-48-555	HOSE, Heater, 50 Foot Roll Engine to Core Engine to Valve, VP2, VD2, w/361, 383 and 426 cu. in. Eng. Engine to Core, VP2, VD2, w/361, 383 and 426 cu. in. Eng. Valve to Core, VA3, VC1, VC2, VC3, VY1 Core to Pump, VP2, VD2, w/361, 383 and 426 cu. in. Eng.	1315 466 *2096 932 ---- ---- ---- ---- ----	1315 466 1595 160 2197 011 ---- 2197 011	1315 466 1595 160 2096 932
1-48-557	SLEEVE, Engine to Core Hose, VP2, VD2	----	2127 280	
1-48-559	CLAMP, Hose, Worm Gear Type, 1/2" to 1"	E2448 761	E2448 761	E2448 761
1-48-572	NIPPLE, Heater Hose Inlet Return, w/318 cu. in. Engine w/361, 383 and 413 cu.in. Eng. w/426 cu.in. Eng., except Hemispherical w/426 cu.in. Eng., Hemispherical w/361, 383 and 413 cu. in. Engine, w/Leece-Neville Alternator	1971 061 ---- ---- ---- ---- ----	1971 061 1971 061 *1779 257 *1779 257 *1779 258 1971 061	1971 061 *1779 257
1-48-575	ELBOW, Return, w/361, 383 and 413 cu.in. Engine, w/Leece-Neville Alternator	----	2521 228	
1-48-599	MOTOR, Blower NUT, Mounting (★)	2485 479 6023 201	2277 419 6023 195	2084 862 120 614
1-48-600	CLIP, Blower Rotor Balancing (★)	----	2277 884 2277 885 2277 886 2277 887 2277 888 2277 247 2277 249 2277 670	
1-48-602	STATOR, Blower	----	2219 102	
1-48-603	ROTOR, Blower	----	2219 103	
1-48-611	BRACKET, Blower Mounting	----	2277 345	
1-48-683	BRACKET, Blower Motor Mounting	----	----	1880 211
1-48-684	GROMMET, Blower Motor Mounting Bracket (3)	----	----	1879 827
1-48-688	SPACER, Blower Mounting Bracket Blower Motor Mounting Bracket (3)	----	2277 873 ----	1605 271

★ Indicates use as required.

E Indicates parts not listed in any previous parts book.

* Indicates change or addition.

Numerals in parentheses () refer to notes.

Prices and specifications subject to change without notice.

March 15, 1965 Supersedes March 16, 1964.

1964 PASSENGER CAR PARTS CATALOG

ACCESSORIES

CODE	PART NAME AND DESCRIPTION	MODEL 729	MODEL 731	MODEL 750
1-48-O HEATER AND COMPONENTS - Cont'd				
1-48-707	DUCT, Fresh Air Vent, Left, w/DOOR Front Housing and Distribution Fresh Air Vent, for Cars Without Heater Distribution	2277 565 2277 545 ---- ----	2277 675 ----	2277 754
1-48-709	CLIP, Duct to Backboard (7)	2485 241		
1-48-712	LEVER, Defroster Damper Shut-Off Damper	---- ----	1819 697 ----	1819 689 1819 689
1-48-770	SWITCH, Blower, VP1, VP2, VD1, VD2 Push Button	2290 891 ----	2291 095 2256 681	2290 089
1-48-779	NUT, Blower Switch Mounting	1887 603	1887 603	
1-48-801	KNOB, Blower Switch, VV1, VV2, VP1, VP2 VL1, VL2, VD1, VD2	2426 584 2426 924	2426 764 2426 926	
1-48-832	RESISTOR, Blower Motor	2485 480	2277 016	
1-48-854	VALVE, Temperature Control, VP1, VP2, VD1, VD2	<i>2586 986</i> ----	2448 674	
1-48-855	SEAL, Temperature Control Valve	----	2277 026	
1-48-858	GASKET, Temperature Control Valve Mounting	----	2277 025	
1-48-937	NUT, Temperature and Defroster Control Mounting (2) Temperature Control Cable Retaining	1339 711 ----	6022 958	
1-48-940	ARM, Temperature Control, w/PLATE VA3 VC1, VC2, VC3 VY1	---- ---- ----	2426 552 ---- ----	2427 233 2290 775 2426 599
1-48-941	CABLE, Temperature Control, VV1, VV2, VP1, VP2 VL1, VL2, VD1, VD2 VC1, VC2, VC3 VA3, VY1 Defroster Control, VV1, VV2 VL1, VL2 CLIP, Cable	2497 432 2497 431 ---- ---- 2426 900 2427 300 6015 143	2587 450 2587 450 ---- ---- 6015 143	2426 142 2291 604 6015 143
1-48-942	KNOB, Temperature Control, VP1, VP2, VD1, VD2 VA3 VC1, VC2, VC3 VY1	---- ---- ---- ----	2426 563 ---- ---- ----	2258 359 2290 807 2426 619

NOTES

CODE	PART NAME AND DESCRIPTION	CYL	PER CAR	VALIANT DART	PLYMOUTH DODGE	CHRYSLER IMPERIAL
------	---------------------------	-----	---------	--------------	----------------	-------------------

1-67-0 SAFETY SEAT BELT

NOTE: When ordering Seat Belts (Specify Color Required, Medium Red, Medium Blue, Dark Green, Tan, Turquoise, Gray and Black)

1-67-1	BELT PACKAGE, Safety Seat, Front, Tip End 26" long 35" long, C1, C2, C3 Rear		★ 1 ★	*2520 260 E2583 279 2299 971	*2520 260 E2583 279 2299 971	*2520 260 E2583 279 2299 971
1-67-2	HARDWARE PACKAGE, Mounting		★	2299 972	2299 972	2299 972
1-67-3	REINFORCEMENT, on Floor Pan, Inner Outer		2 2	2483 098 2483 102	2483 098 2483 102	2483 098 2483 102
1-67-5	GROMMET, VC3, VY1 GROMMET PACKAGE, w/Tapping PLATE, VC3 4 D. Sed., 4 D. H.T. PLUG, Anchor Hole	8 8	2 ★ 4	---- ---- 2423 975	---- ---- 2423 975	2161 510 2520 261 2423 975
1-67-6	STUD, Eye BOLT, to Floor		2 2	2428 046 6025 163	2428 046 6025 163	2428 046 6025 163
1-67-9	WASHER, to Floor		★	*2299 534	*2299 534	*2299 534
1-67-12	SPACER, Swivel Plate		1	*2486 570	*2486 570	*2486 570
1-67-15	RETRACTOR and CLIP PACKAGE		★	*2520 555	*2520 555	*2520 555
1-67-18	COVER PACKAGE, Front Seat Safety Belt and Retractor, VC1, VC2, VC3, 2 D. Models w/o Bucket Seats, Blue Turquoise Red Tan Black		1 1 1 1 1	E2525 945 E2525 946 E2525 947 E2525 948 E2525 949	E2525 945 E2525 946 E2525 947 E2525 948 E2525 949	E2525 945 E2525 946 E2525 947 E2525 948 E2525 949
	2 D. Models w/Bucket Seats and All 4 D. Models, Blue Turquoise Red Beige Black Tan		1 1 1 1 1 1	E2584 514 E2584 515 E2584 516 E2584 517 E2584 518 E4456 VY3	E2584 514 E2584 515 E2584 516 E2584 517 E2584 518 E4456 VY3	E2584 514 E2584 515 E2584 516 E2584 517 E2584 518 E4456 VY3
	COVER, Front Seat Safety Belt and Retractor, VY1 2 D. Models, Blue Turquoise Red Tan Black	8 8 8 8 8	2 2 2 2 2	---- ---- ---- ---- ----	---- ---- ---- ---- ----	E4629 VB6 E4629 VQ6 E4629 VR9 E4629 VL4 E4629 VX9
	VY1 4 D. Models Blue Turquoise Red Tan Black	8 8 8 8 8	2 2 2 2 2	---- ---- ---- ---- ----	---- ---- ---- ---- ----	E4457 VB6 E4457 VQ6 E4457 VR9 E4457 VL4 E4457 VX9
1-76-0 MIRROR						
1-76-1	MIRROR PACKAGE, Outside Rear View, Manual Right, Manual, VC1, VC2, VC3 Left, Manual, VC1, VC2 Right, Manual, VY1	8 8 8	★ 1 1 1	2299 574 ---- ---- ----	2299 574 ---- ---- ----	2495 121 2421 990 2275 015

★ Indicates use as required.

Numerals in parentheses () refer to notes.

Printed in U.S.A.

E Indicates parts not listed in any previous parts book.

Prices and specifications subject to change without notice.

* Indicates change or addition.

1964 PASSENGER CAR PARTS CATALOG

CODE	PART NAME AND DESCRIPTION	CYL	PER CAR	VALIANT DART	PLYMOUTH DODGE	CHRYSLER IMPERIAL
1-76-0 MIRROR - Cont'd						
1-76-1	MIRROR PACKAGE - Cont'd					
	Right, Door Mounted		1	E2525 938	E2525 938	
	Left, Door Mounted		1	E2525 939	E2525 939	
	Left, w/Remote Control		1	2495 878	2495 878	2421 989
1-76-2	MIRROR, Vanity, VC1, VC2, VC3		1	1839 845	1839 845	1839 845
	VY1	8	1	----	----	2490 772
1-76-3	MIRROR, Inside Rear View, Prismatic, VC1, VC2, VC3		1	2299 846	2299 846	2299 846
	VY1		1	----	----	E2421 208
1-76-18	CONTROL, Outside Remote Control Rear View Mirror		1	2486 371	2486 371	
1-76-27	ADAPTER PACKAGE, Rear View Mirror, Right or Left Side, VY1	8	★	----	----	2495 887
1-82-0 WINDSHIELD WASHER						
1-82-2	WASHER PACKAGE, Windshield, Field Installed VP1, VP2, VD1, VD2		1	2496 586	2496 556	
	VA3, VC1, VC2	8	1	----	2496 587	2496 587
1-82-4	RESERVOIR, Factory Installed, VP1, VP2, VD1 VD2		1	2076 727	2258 738	
	RESERVOIR, Field Installed, VP1, VP2, VD1, VD2		1	2497 478	2497 478	
	VA3	8	1	----	2198 448	2198 448
1-82-6	NOZZLE, w/One Orifice, VP1, VP2, VD1, VD2 . .		2	*2290 840	*2427 819	
	Right, w/Two Orifices, VP1, VP2, VD1, VD2 . .		1	----	E2497 506	
	Left, w/Two Orifices, VP1, VP2, VD1, VD2 . .		1	----	E2497 507	
	VA3, VC1, VC2, VC3	8	2	----	2198 211	2198 211
	VY1	8	2	----	----	1887 321
	w/BASE, VY1	8	2	----	----	1887 319
1-82-8	CONNECTOR, Hose, VP1, VP2, VD1, VD2		1	2258 912	2258 912	
	VA3	8	1	----	1523 160	1523 160
1-82-9	CLIP, Nozzle Mounting, VA3, VC1, VC2, VC3 . .		2	----	2198 210	2198 210
1-82-14	SWITCH, Factory Installed		1	2198 323	2198 323	2198 323
	Field Installed		1	2257 276	2257 276	2257 276
1-82-15	SCREW, Pump Mounting, VP1, VP2, VD1, VD2 . .		3	2496 153	2496 153	
1-82-16	GROMMET, Pump Mounting, VP1, VP2, VD1, VD2		3	2496 154	2496 154	
1-82-21	BRACKET, Reservoir Mounting, VP1, VP2, VD1, VD2		1	2290 845	2290 845	
	VA3	8	1	----	2198 450	2198 450
1-82-22	CAP, Reservoir, w/o Hole		1	2198 454	2198 454	2198 454
1-82-23	KNOB, Windshield Wiper Switch, w/Factory Installed Windshield Washers, VV1, VV2, VP1, VP2		1	2291 284	2291 284	
	VL1, VL2, VD1, VD2		1	2427 401	2427 401	
	VA3, VC1, VC2, VC3	8	1	----	2497 496	1887 989
	VY1	8	1	----	----	2426 653
1-82-25	PUMP, Electric		1	*2495 540	*2495 540	*2495 540

★ Indicates use as required.

Numerals in parentheses () refer to notes.

Printed in U.S.A.

E Indicates parts not listed in any previous parts book.
March 15, 1965 Supersedes March 16, 1964.

Prices and specifications subject to change without notice.
* Indicates change or addition.

CODE	PART NAME AND DESCRIPTION	CYL	PER CAR	VALIANT DART	PLYMOUTH DODGE	CHRYSLER IMPERIAL
1-82-O WINDSHIELD WASHER - Cont'd						
1-82-29	BREAKER, Electric Pump Circuit		1	2290 102	2290 102	2290 102
1-82-30	STRAINER, VC1, VC2		1	1571 028	1571 028	1571 028
1-82-43	BUTTON, Switch		1	*2427 403	*2427 403	*2427 403
1-82-44	HOSE, Tee to Nozzle, 3/16" O.D. x 127" long		2	2096 623	2096 623	2096 623
	Tee to Pump, 9/32" O.D. x 90" long		1	2197 650	2197 650	2197 650
	Pump to Reservoir, 13/32" O.D. x 98" long		1	2097 055	2097 055	2097 055
1-82-48	CONNECTOR, Vacuum, w/o Power Brakes; VA3, VC1, VC2	8	1	---- --	2121 942	2121 942
1-82-49	NUT, Switch Mounting, Field Installed		1	2257 280	2257 280	2257 280
1-87-O RADIO						
1-87-1	RADIO PACKAGE, AM, Model 218, VV1, VV2		1	2496 270		
	AM, Model 206, VL1, VL2		1	2496 271		
	AM, Model 221, VL1, VL2		1	2496 272		
	AM, Model 220, VP1, VP2		1	----	2496 268	
	AM, Model 219, VD1, VD2		1	----	2496 281	
	AM, Model 334, VA3	8	1	----	2496 286	
	AM-FM, Model 353, VA3	8	1	----	2496 298	
	AM, Model 415, VC1, VC2, VC3	8	1	----		2497 051
1-87-2	SPEAKER, Instrument Panel Radio, For 200 Series Radio, VP1, VP2, VD1, VD2		1	2427 632	2427 589	
	For 300 Series Radio, VP1, VP2, VD1, VD2		1	----	2427 592	
	For 300 Series Radio, VA3, VC1, VC2, VC3	8	1	----	2427 604	2427 604
	For 300 and 400 Series Radio, VY1	8	1	----	----	2427 592
	Rear Compartment, Speaker Only		1	2427 603	2427 603	2427 603
	w/o Fader Switch, VP1, VP2, VD1, VD2, VA3 Except Cv. Cp.		1	----	2427 612	
	w/REVERBERATOR		1	2496 324	2496 324	2496 324
1-87-5	SWITCH, Radio Foot Control	8	1	----	----	1819 409
1-87-6	PLUG, Foot Control Switch, VY1	8	1	----	----	2086 634
1-87-7	GROMMET, Front Floor Carpet Radio Selector Switch	8	1	----	----	2292 474
1-87-9	PLATE, Instrument Panel Center, VP1, VP2		1	----	2525 652	
1-87-17	NUT, Reverberator Control Adjusting		1	1339 711	1339 711	1339 711
1-87-21	GRILLE; Rear Compartment Speaker, VP1, VP2, VD1, VD2, VA3 except Cv. Cp.	8	1	2291 876	2291 876	
	VA3, VC1 Cv.Cp.	8	1	----	E2490 442	E2490 442
	VC2 except VC2-300K 4 D. H. T., VC3 4 D. H. T. and Cv.Cp.	8	1	----	----	E2490 443
	VC2-300K 2 D. H. T. and Cv.Cp.	8	1	----	----	E2490 444
	VY1 2 D. H. T., Cv.Cp.	8	1	----	----	4411 VX8
1-87-22	BEZEL, VP1, VP2		1	----	E2427 708	*2427 618
	VD1, VD2		1	----	----	E2427 834
	Rear Compartment Speaker Grille, VP1, VP2, VD1, VD2, VA3 except Cv. Cp.		1	1819 014	1819 014	
	Instrument Panel, AM-FM Radio, VC1, VC2, VC3	8	1	----	----	2426 987
	Reverberator Control		1	2427 435	2427 435	2427 435

* Indicates use as required.

E Indicates parts not listed in any previous parts book.

* Indicates change or addition.

Numerals in parentheses () refer to notes.

Prices and specifications subject to change without notice.

March 15, 1965 Supersedes March 16, 1964.

1964 PASSENGER CAR PARTS CATALOG

ACCESSORIES

CODE	PART NAME AND DESCRIPTION	CYL	PER CAR	VALIANT DART	PLYMOUTH DODGE	CHRYSLER IMPERIAL
1-87-0 RADIO - Cont'd						
1-87-23	MEDALLION, Rear Compartment Speaker, VC2, VC3, 2 D. H. T., Cv. Cp.	8	1	----	----	2482 755
	VY1 2 D. H. T., Cv. Cp.	8	1	----	----	2490 468
1-87-25	BRACKET, Rear Speaker Grille Mounting, VA3 Cv. Cp., VC1 Cv. Cp., VC2 2 D. H. T., 4 D. H. T., Cv. Cp.	8	2	----	2419 038	2419 038
	VY1 Cv. Cp.	8	1	----	----	2490 870
	Grille to Shroud, VY1 2 D. H. T., Cv. Cp. . . .	8	2	----	----	2490 803
1-87-27	NUMERAL, Rear Seat Back Speaker Grille, "3", VC2 Cv. Cp., 2 D. H. T., 4 D. H. T.	8	1	----	----	1840 998
	"O", VC2 Cv. Cp., 2 D. H. T., 4 D. H. T.	8	2	----	----	1840 999
1-87-28	SCREEN, Rear Speaker Grille, VA3 Cv. Cp., VC1 Cv. Cp., VC2 Cv. Cp., 2 D. H. T., 4 D. H. T.	8	1	----	2490 157	2490 157
1-87-30	PLATE, Instrument Panel Speaker Mounting, VP1, VP2, VD1, VD2		1	2217 363	2427 480	2218 342
	Rear Seat Back Speaker Grille Mounting, VA3, VC1, Cv. Cp., VC2	8	1	----	----	2499 001
1-87-32	BRACE, Rear Speaker Grille Screen, VA3 Cv. Cp., VC1 Cv. Cp., VC2 Cv. Cp., 2 D. H. T., 4 D. H. T.	8	1	----	2440 971	2440 971
1-87-58	CONTROL, Reverberator, Factory Installed, VC1, VC2, VC3		1	----	2496 330	2496 330
	Field Installed	8	1	*2580 356	*2580 356	*2580 356
1-87-61	BRACKET, Reverberator Mounting		1	2427 342		
	VA3, VC1, VC2, VC3, Cv. Cp.	8	2	----	2496 006	2496 006
	BRACKET PACKAGE, Reverberator Mounting, VP1, VP2, VD1, VD2		1	2525 655	2525 657	
	VA3, VC1, VC2, VC3	8	1	----	2525 656	2525 656
1-87-180	KNOB, Reverberator Control		1	2426 575	2426 575	2426 575
1-87-289	SWITCH, Rear Speaker, VP1, VP2, VD1, VD2 . .		1	2427 601	2427 601	
1-87-292	NAME PLATE, Rear Speaker Switch, VP1, VP2, VD1, VD2		1	1972 405	1972 405	
1-87-334	GASKET, Rear Speaker Grille Screen, VA3 Cv. Cp., VC1 Cv. Cp., VC2 Cv. Cp., 2 D. H. T., 4 D. H. T.	8	1	----	2440 969	2440 969
1-87-335	STUD, Instrument Panel Speaker Mounting, VA3 . .		★	6000 700	2097 570	
	Reverberator Bracket Mounting, VV1, VV2, VL1, VL2		4	2257 730		
1-87-336	NUT, Reverberator Control		1	1887 603	1887 603	1887 603
	Instrument Panel Speaker Grille, VA3	8	4	----	8010 128	
	Instrument Panel Speaker Mounting Plate, VP1, VP2, VD1, VD2		4	8023 201	6023 201	
1-87-404	WIRING, Rear Speaker, VP1, VP2, VD1, VD2 . .		1	2427 641	2427 641	
	VA3	8	1	----	2427 611	2427 611
	w/Reverberator		1	2427 445	2427 445	2427 445

★ Indicates use as required.

Ⓚ Indicates parts not listed in any previous parts book.

March 15, 1965 Supersedes March 16, 1964.

Numerals in parentheses () refer to notes.

Prices and specifications subject to change without notice.

* Indicates change or addition.

CODE	PART NAME AND DESCRIPTION	CYL	PER CAR	VALIANT DART	PLYMOUTH DODGE	CHRYSLER IMPERIAL
1-88-0 RADIO ANTENNA						
1-88-1	ANTENNA PACKAGE, Manual VP1, VP2, VD1, VD2 VA3, VC1, VC2, VC3	8	1 1	2291 336 ----	2291 336 2291 727	2291 727
1-88-6	ADAPTER, Mounting, VC1, VC2, VC3 Power Antenna, Upper, VC1, VC2, VC3 Power Antenna, Lower, VC1, VC2, VC3	8 8 8	1 1 1	2258 745 ---- ----	2291 671 ---- ----	2291 711 E2496 186 E2496 184
1-88-7	PIN and CONNECTOR PACKAGE, for Power Antenna	8	1	----	----	2258 899
1-88-51	COVER, Fender Shield Antenna Hole, Right, VY1 . Left, VY1	8 8	1 1	---- ----	---- ----	2461 810 2409 347
1-88-52	SEAL, Antenna Hole Cover, VY1	8	1	----	----	2461 801
1-88-107	GASKET, Upper Adapter, VY1	8	1	----	----	2197 448
1-88-117	MOTOR, w/Drive, VY1	8	1	----	----	1972 068
1-88-120	NUT, Manual Antenna Dome, VC1, VC2, VC3 . . . Power Antenna Dome, VC1, VC2, VC3	8 8	1 1	2258 831 ----	2258 831 ----	2258 831 2291 832
1-88-124	ESCUTCHEON and GASKET PACKAGE, Power Antenna, VY1	8	1	----	----	2525 252
1-88-159	MAST, w/LEAD, Manual Antenna, VP1, VP2, VD1, VD2 VA3, VC1, VC2, VC3 Power Antenna, VC1, VC2, VC3 VY1	8 8 8 8	1 1 1 1	*2580 640 ---- ---- ----	*2580 640 2258 939 ---- ----	2258 939 1972 065 2497 509
1-88-160	INSULATOR and SPACER PACKAGE, Power Antenna Mast, VY1	8	1	----	----	2525 253
1-88-162	CABLE, Power Antenna Lead-In, VC1, VC2, VC3 VY1 Lead-In Cable Extension, for Rear Mount Antenna, VC1, VC2, VC3	8 8 8 8	1 1 1 1	---- ---- ---- ----	---- ---- ---- ----	2427 179 2426 677 2426 137
1-88-170	COLLAR, Power Antenna Grounding, VC1, VC2, VC3 VY1	8 8	1 1	---- ----	---- ----	2258 270 2197 870
1-108-0 SPOTLIGHT						
1-108-1	SPOTLIGHT PACKAGE, w/MIRROR, except Cv. Cp., VP1, VP2, VD1, VD2, VC1, VC2, VC3 VA3	1 1	1 1	*2427 317 ----	*2427 317 2427 189	*2427 317
1-108-2	BRACKET PACKAGE, Outside Mounting, Right, VA3, VC1, VC2, VC3, Door Mount Left, VA3, VC1, VC2, VC3, Door Mount Right, VP1, VP2, VD1, VD2, Door Mount Left, VP1, VP2, VD1, VD2, Door Mount Right, VP1, VP2, VD1, VD2, Pillar Mount Left, VP1, VP2, VD1, VD2, Pillar Mount	1 1 1 1 1 1	1 1 1 1 1 1	2427 928 2427 929 ---- ---- ---- ----	2427 830 2427 831 2427 888 2427 889 2524 756 2524 757	2427 769 2427 629
1-108-10	MEDALLION, Coronado Crest, VC1, VC2, VC3 . . Sportsman Crest, VC1, VC2, VC3	1 1	1 1	2291 575 2291 576	2291 575 2291 576	2291 575 2291 576

★ Indicates use as required. Numerals in parentheses () refer to notes. Printed in U.S.A.
 ☐ Indicates parts not listed in any previous parts book. Prices and specifications subject to change without notice.

1964 PASSENGER CAR PARTS CATALOG

ACCESSORIES

CODE	PART NAME AND DESCRIPTION	CYL	PER CAR	VALIANT DART	PLYMOUTH DODGE	CHRYSLER IMPERIAL
1-108-0 SPOTLIGHT - Cont'd						
1-108-17	BULB, 5" Diameter, VC1, VC2, VC3		1	1661 046	1661 046	1661 046
	6" Diameter, VC1, VC2, VC3		1	1662 230	1662 230	1662 230
1-108-28	SWITCH, VC1, VC2, VC3		1	1641 511	1641 511	1641 511
1-108-49	HOLDER, Fuse, VC1, VC2, VC3		1	1239 344	1239 344	1239 344

NOTES

★ Indicates use as required.

⊕ Indicates parts not listed in any previous parts book.

March 15, 1965.

Numerals in parentheses () refer to notes.

Prices and specifications subject to change without notice.

* Indicates change or addition.

Printed in U.S.A.