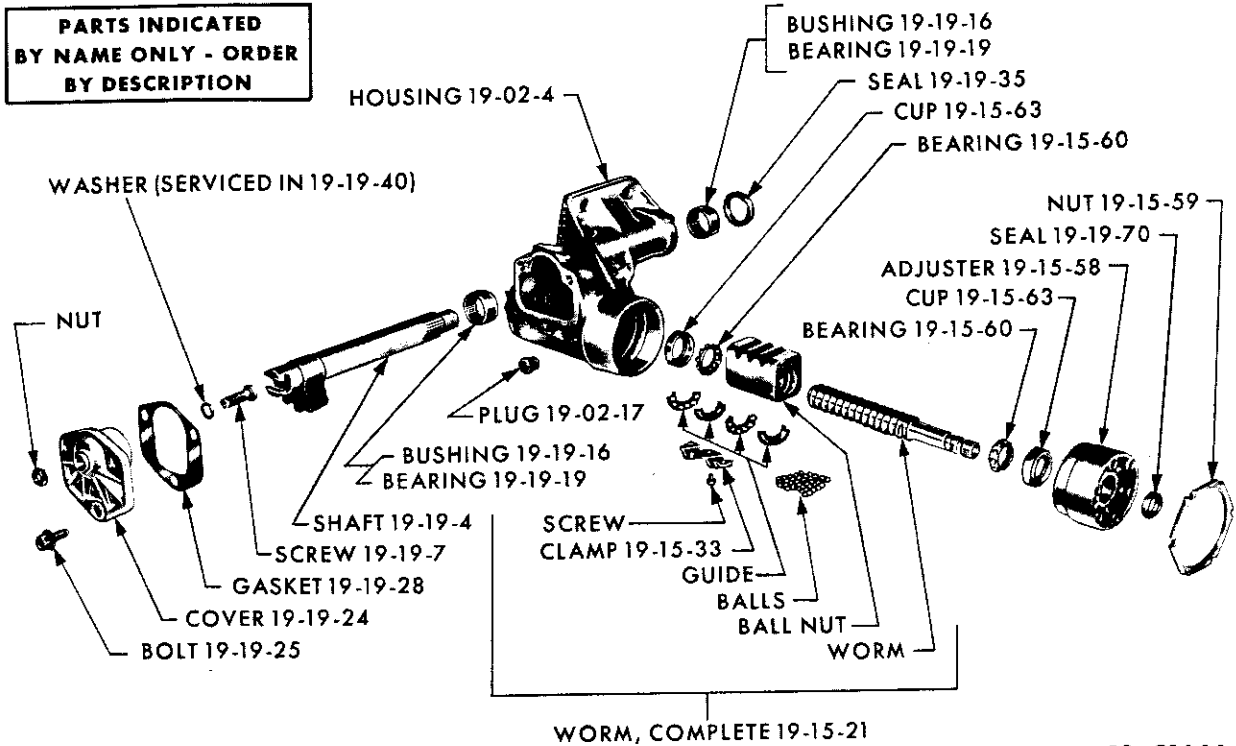


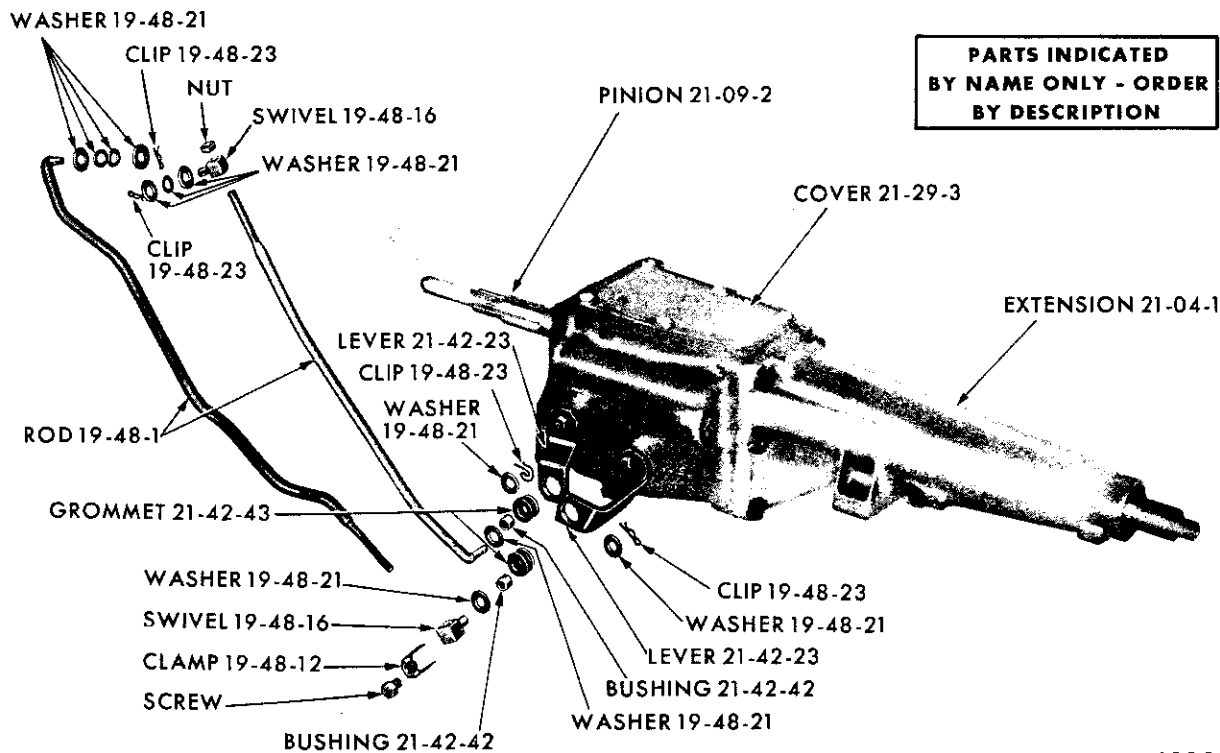
GROUP 19 - STEERING

PARTS INDICATED BY NAME ONLY - ORDER BY DESCRIPTION



19x9164A

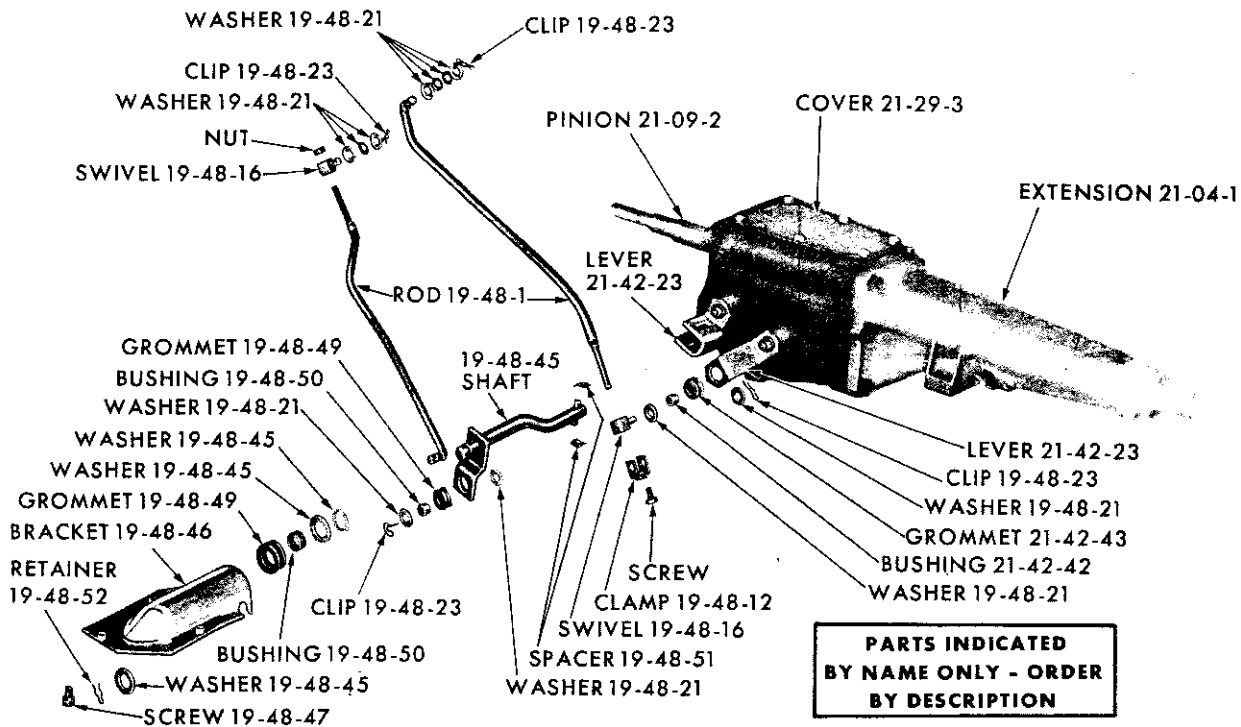
MANUAL STEERING GEAR - VALIANT TV1 - DART TL1 - PLYMOUTH TP1-2 AND DODGE TD1-2



PARTS INDICATED BY NAME ONLY - ORDER BY DESCRIPTION

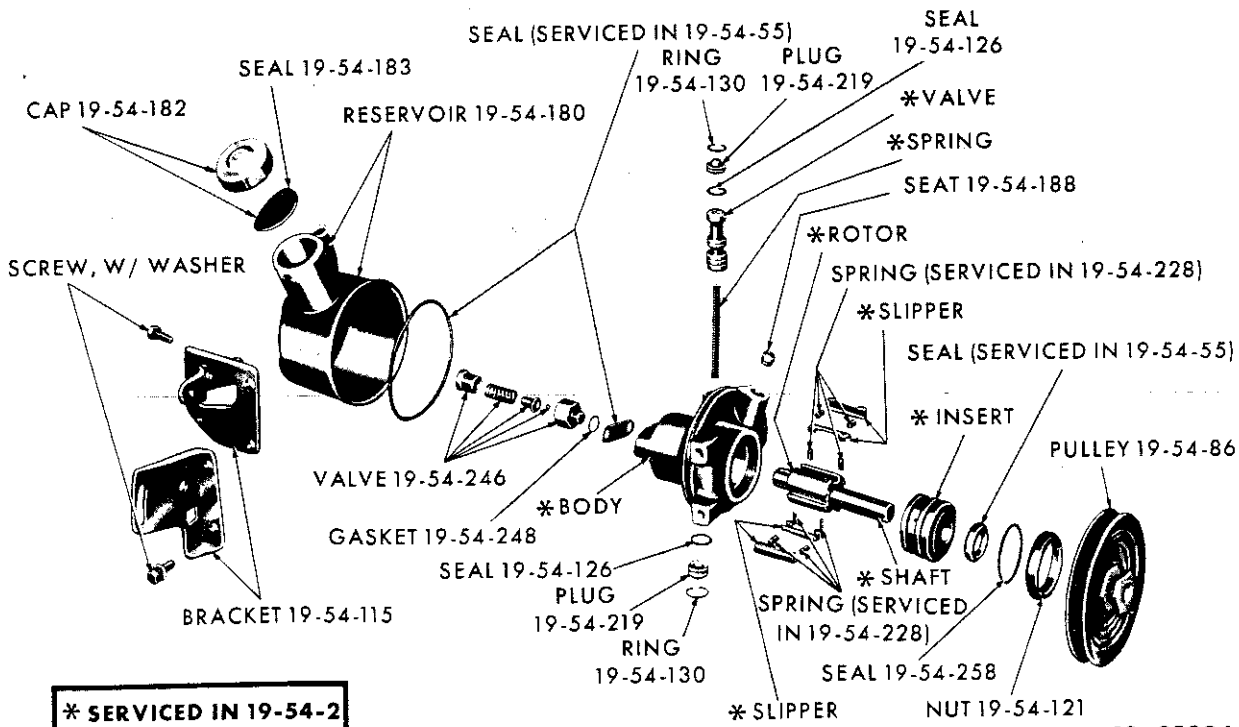
19x9320

GEARSHIFT CONTROLS (STANDARD TRANSMISSION) - VALIANT TV1 AND DART TL1



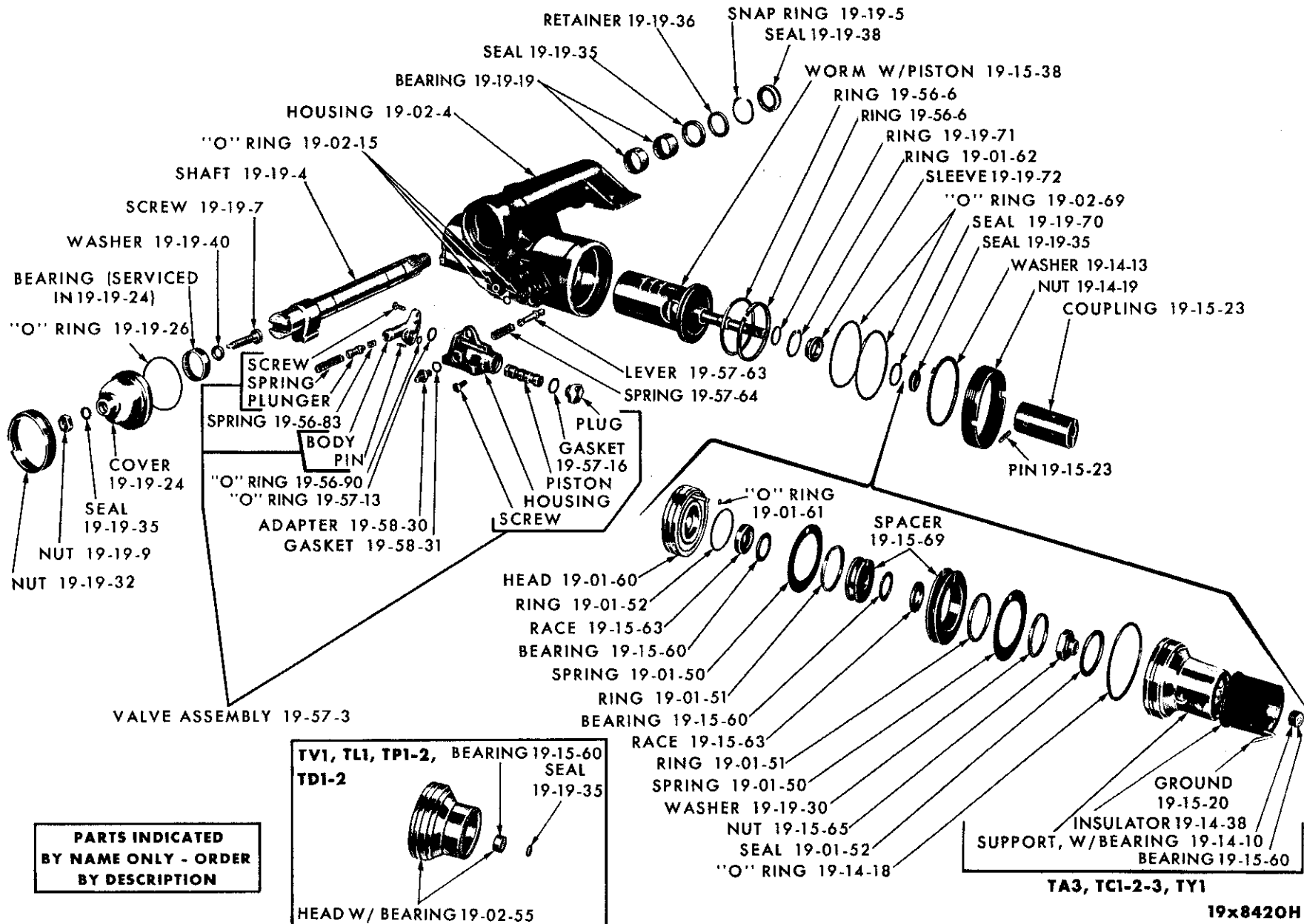
19x9319

GEARSHIFT CONTROLS (STANDARD TRANSMISSION) - PLYMOUTH TP1-2 AND DODGE TD1-2



19x9339A

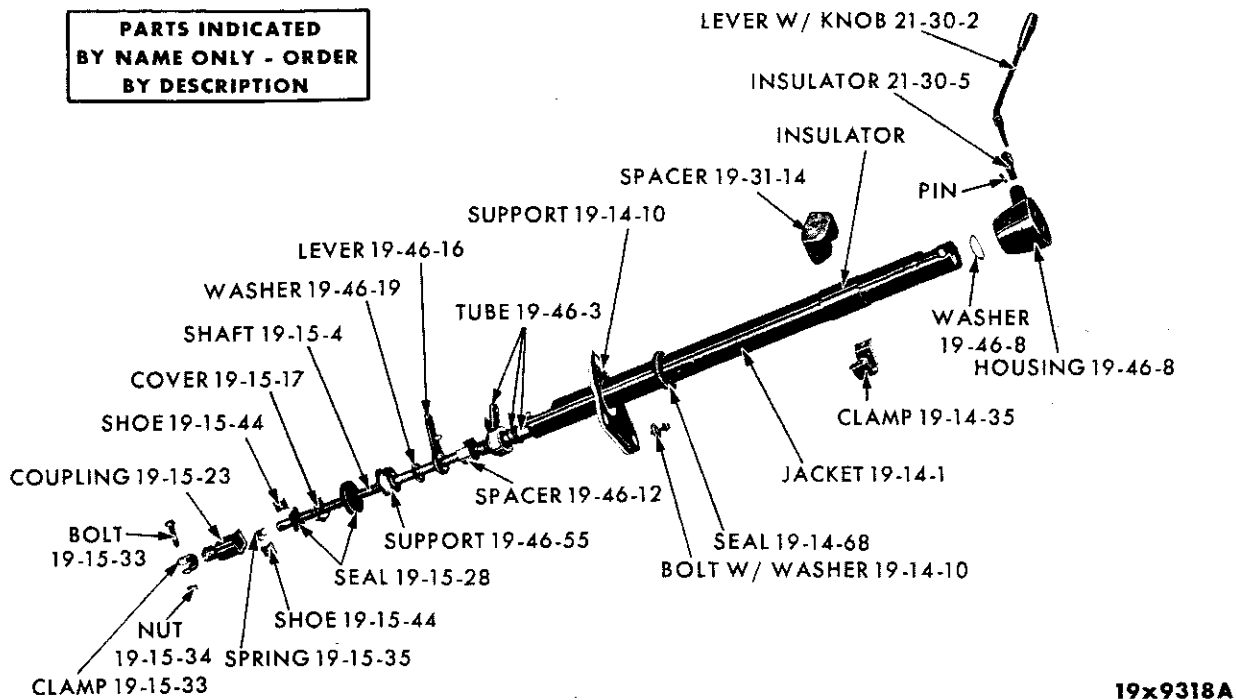
POWER STEERING PUMP



PARTS INDICATED BY NAME ONLY - ORDER BY DESCRIPTION

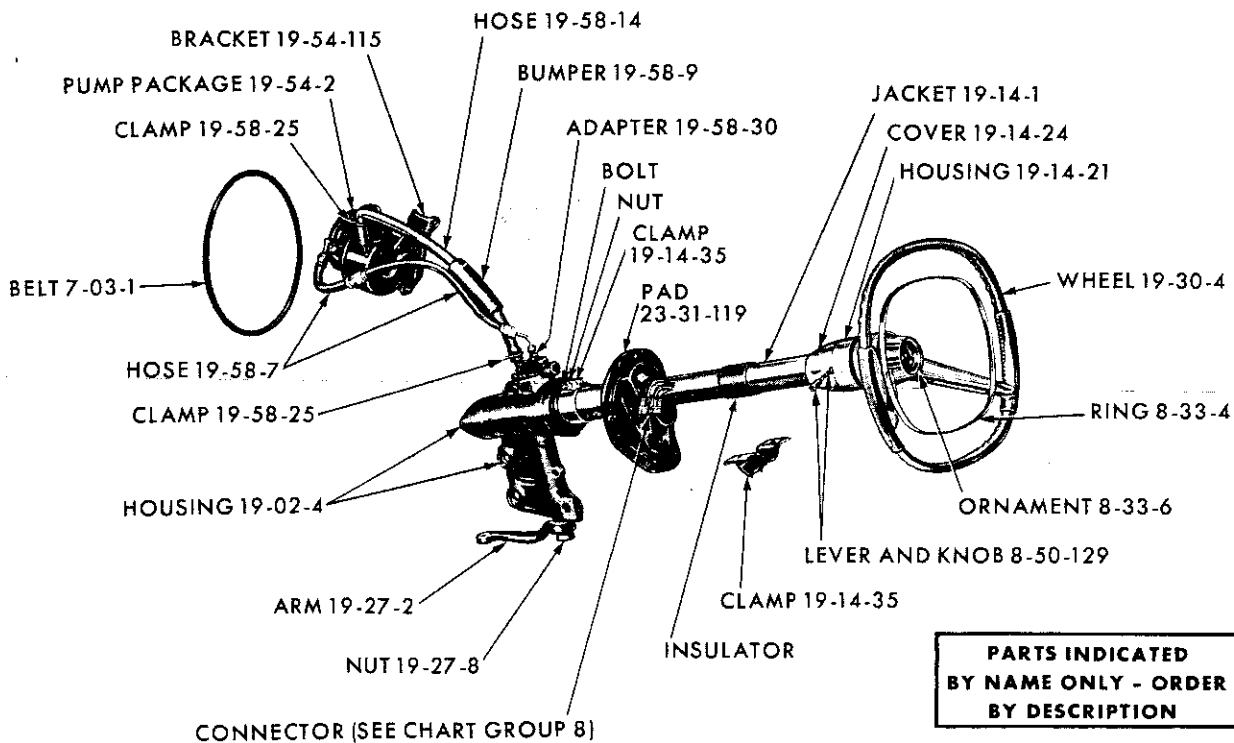
POWER STEERING GEAR

**PARTS INDICATED
BY NAME ONLY - ORDER
BY DESCRIPTION**



19x9318A

STEERING COLUMN TRANSMISSION SHIFT LINKAGE - VALIANT TV1,
DART TL1, PLYMOUTH TP1-2 AND DODGE TD1-2



**PARTS INDICATED
BY NAME ONLY - ORDER
BY DESCRIPTION**

19x9702

STEERING GEAR COLUMN AND SHAFT - HYDRAULIC SYSTEM

CODE	PART NAME AND DESCRIPTION	C Y L	PER CAR	VALIANT DART	PLYMOUTH DODGE	CHRYSLER IMPERIAL
STANDARD STEERING						
19-01-0 STEERING GEAR ASSEMBLY						
19-01-3	OVERHAUL PACKAGE, except TA3		1	2279 955	2279 954	
	TA3, TC1	8	1	----	2196 995	2196 995
19-01-8	CHUCK, except TA3		1	2267 160	2267 160	
	TA3, TC1	8	1	----	2201 622	2201 622
19-01-12	BOLT, Housing to Frame,					
	4 1/2" x 7/16", TA3, TC1	8	2	----	2201 621	2201 621
	4 5/8" x 7/16", TA3, TC1	8	1	----	2201 620	2201 620
19-01-24	SPACER, Frame Bolt, TA3, TC1	8	1	----	1733 218	1733 218
19-02-0 STEERING GEAR HOUSING						
19-02-4	HOUSING, except TA3		1	2127 099	2127 099	
	TA3, TC1	8	1	----	2200 719	2200 719
19-02-17	PLUG, Filler, TC1		1	1673 974	1673 974	1673 974
19-02-18	WASHER, Housing to Bracket Bolt Coned, except					
	TA3	3	1	1531 725	1531 725	
	Housing to Frame Bolt Plain, 17/8" dia., TA3	1	1	----	562 704	562 704
	1 1/4" dia., TA3	5	1	----	566 170	566 170
19-04-0 STEERING GEAR HOUSING COVER						
19-04-1	COVER, TA3, TC1	8	1	----	2201 237	2201 237
19-04-5	SCREW, Cover, TA3, TC1	8	4	----	1134 479	1134 479
19-04-13	SHIM, .003" thk., TA3, TC1	8	★	----	1123 313	1123 313
	.006" thk., TA3, TC1	8	★	----	620 180	620 180
	.011" thk., TA3, TC1	8	★	----	620 181	620 181
	.0275" thk., TA3, TC1	8	★	----	1856 992	1856 992
19-14-0 STEERING GEAR COLUMN JACKET						
19-14-1	JACKET, w/Auto. Trans., except TA3		1	2265 621	2265 621	
	w/Std. Trans., except TA3		1	2265 670	2265 670	
	TA3, TC1	8	1	----	2405 230	2266 752
	SCREW, w/WASHER, to Floor Seal, TA3, TC1,					
	TC2, TC3	8	★	----	6008 218	6008 218
19-14-4	BEARING, TC1		1	2265 656	2265 656	2265 656
19-14-10	SUPPORT, except TA3		1	2265 664	2265 693	
	SCREW, w/WASHER.		★	*6024 486	*6024 486	
19-14-16	SNAP RING, Bearing, Upper, TC1		1	6023 044	6023 044	6023 044
	Lower, TC1		1	6023 045	6023 045	6023 045
19-14-21	HOUSING, Shaft Bearing, TC1		1	*2265 653	*2265 653	*2265 653
	BOLT		2	6023 036	6023 036	6023 036
19-14-23	PLATE, Shaft Bearing Retainer, TC1		1	2265 654	2265 654	2265 654
	SCREW		3	6023 088	6023 088	6023 088
19-14-24	COVER, Bearing Housing, w/Auto. Trans., TC1		1	2265 622	2265 622	2265 622

★ Indicates use as required.

Numerals in parentheses () refer to notes.

Printed in U.S.A.

☐ Indicates parts not listed in any previous parts book.

Prices and specifications subject to change without notice.

* Indicates change or addition.

1963 PASSENGER CAR PARTS CATALOG

STEERING

CODE	PART NAME AND DESCRIPTION	CYL.	PER CAR	VALIANT DART	PLYMOUTH DODGE	CHRYSLER IMPERIAL
------	---------------------------	------	---------	--------------	----------------	-------------------

STANDARD STEERING

19-14-0 STEERING GEAR COLUMN JACKET - Cont'd

19-14-35	CLAMP, Column	6	1	2162 522		
	Column, TA3, TC1	8	1	----	2218 264	2292 027
	Jacket, TA3, TC1	8	1	----	*2200 738	*2200 738
	STUD, TA3, TC1	8	2	----	*6024 157	*6024 156
19-14-38	INSULATOR, Shaft Bearing, TC1		1	2265 658	2265 658	2265 658
19-14-42	BUSHING, Seal, TA3, TC1	8	2	----	2201 624	2201 624
19-14-68	SEAL, Jacket, except TA3		1	2265 697	2265 697	
	TA3, TC1	8	1	----	2201 234	2201 234

19-15-0 STEERING GEAR TUBE AND COUPLING

19-15-4	SHAFT, w/PIN, except TA3		1	2266 683	2266 681	
	SHAFT, w/HUB, TA3, TC1	8	1	----	2405 227	2401 226
	WORM, w/SHAFT, TA3, TC1	8	1	----	2127 017	2127 017
19-15-17	COVER, Column, Shaft Coupling, except TA3		1	2266 708	2266 708	
19-15-20	HORN GROUND, Coupling, TA3, TC1	8	1	----	2207 843	2207 843
19-15-21	WORM, w/Ball NUT, Complete, except TA3		1	2267 139	2267 139	
19-15-23	COUPLING, w/PLUG, Shaft, except TA3		1	2266 685	2266 685	
	BOLT		1	6023 246	6023 246	
19-15-28	SEAL, Shaft, except TA3		1	2266 738	2266 738	
	Shaft Coupling, except TA3		1	2266 707	2266 707	
19-15-30	NUT, Shaft Coupling Bolt, except TA3		1	6023 022	6023 022	
19-15-33	CLAMP, Shaft Coupling, except TA3		1	2265 613	2265 613	
19-15-35	SPRING, Shaft Coupling, except TA3		1	2266 737	2266 737	
19-15-44	SHOE, Shaft Coupling, except TA3		2	2266 736	2266 736	
19-15-47	OIL SEAL, Worm Shaft, TA3, TC1	8	1	----	2200 730	2200 730
19-15-48	HUB, Worm Shaft, TA3, TC1	8	1	----	2260 484	2260 484
19-15-58	ADJUSTER, Worm Thrust Bearing, except TA3		1	2127 146	2127 146	
19-15-59	NUT, Worm Shaft Adjuster Lock, except TA3		1	2267 192	2267 192	
19-15-60	BEARING, Worm Thrust, except TA3		2	2072 060	2072 060	
	Cage and Roller, TA3, TC1	8	2	----	640 086	640 086
19-15-63	CUP, Worm Thrust Bearing, except TA3		2	2127 097	2127 097	
	Lower, TA3, TC1	8	1	----	*2225 805	*2225 805
	Upper, TA3, TC1	8	1	----	376 751	376 751
19-15-109	COUPLING, Steering Column Shaft Flange, TA3, TC1	8	1	----	*2207 958	*2207 958
19-15-110	BOLT, Coupling, TA3, TC1	8	2	----	1857 003	1857 003
	Drive, TA3, TC1	8	2	----	1857 001	1857 001
19-15-111	PLATE, Flexible Joint, TA3, TC1	8	4	----	1857 004	1857 004

★ Indicates use as required.

Numerals in parentheses () refer to notes.

Printed in U.S.A.

⊠ Indicates parts not listed in any previous parts book.

Prices and specifications subject to change without notice.

Jan. 3, 1964 Supersedes Jan. 25, 1963.

* Indicates change or addition.

CODE	PART NAME AND DESCRIPTION	CYL	PER CAR	VALIANT DART	PLYMOUTH DODGE	CHRYSLER IMPERIAL
------	---------------------------	-----	---------	--------------	----------------	-------------------

STANDARD STEERING

19-19-O STEERING GEAR SHAFT AND ROLLER TOOTH ASSEMBLY

19-19-4	SHAFT, except TA3 w/Roller TOOTH, TA3, TC1	8	1	2127 104 ----	2127 104 2201 612	2201 612
19-19-5	SNAP RING, Shaft, TA3, TC1	8	1	----	2126 978	2126 978
19-19-7	SCREW, Shaft Adjusting, except TA3 TA3, TC1	8	1	2267 178 ----	2267 178 682 905	682 905
19-19-16	BUSHING, Shaft SNAP RING	6	2	2267 128 *6024 333		
19-19-19	BEARING, Shaft, except TA3 Lower, TA3, TC1 Upper, TA3, TC1 SNAP RING, TA3, TC1	8	3	----	*2126 890 *2123 170 2123 169 *6034 333	2123 170 2123 169 *6024 333
19-19-24	COVER, Shaft, except TA3 TA3, TC1	8	1	2267 152 ----	2267 152 1829 128	1829 128
19-19-25	BOLT, w/WASHER, Shaft Cover, except TA3 TA3, TC1 Housing Cover, TA3, TC1	8	3	6025 063 8 4 8 4	6025 063 1188 668 1134 479	1188 668 1134 479
19-19-28	GASKET, Shaft Cover, except TA3 TA3, TC1	8	1	2127 108 ----	2127 108 1738 206	1738 206
19-19-35	OIL SEAL, Shaft, except TA3 TA3, TC1	8	1	2127 154 ----	2127 154 1730 985	1730 985
19-19-40	WASHER PACKAGE, Shaft Adjusting Screw, except TA3 WASHER, Shaft Thrust TA3, TC1	8	1	2279 961 ----	2279 961 1329 092	1329 092
19-19-70	SEAL, Worm Shaft, except TA3		1	2267 156	2267 156	

19-27-O STEERING GEAR ARM AND IDLER ARM

19-27-2	ARM, Gear, except TA3 TA3, TC1	8	1	2072 573 ----	1858 017 1824 941	1824 941
19-27-8	NUT, Arm, TC1		1	1392 770	1392 770	1392 770
19-27-31	ARM, Idler, except TA3 TA3, TC1	8	1	2072 577 ----	1858 067 2208 080	2208 080
19-27-33	BRACKET, Idler Arm, except TA3 TA3, TC1	8	1	2401 053 ----	2401 051 2401 074	2401 074
19-27-40	SEAL, Idler Arm End, except TA3 Idler Arm Bracket Stud, except TA3		1	1857 748	1670 299	
19-27-45	BOLT, Idler Arm, TA3, TC1	8	1	----	6023 630	6023 630
19-27-50	LINK, Center, except TA3 TA3, TC1	8	1	2072 571 ----	1858 015 2208 086	2208 086
19-27-55	SEAL, Center Link, TA3, TC1	8	2	----	1670 299	1670 299

19-30-O STEERING WHEEL

19-30-4	WHEEL, Blue	6	1	2401 235		
	Green, TV1	6	1	2401 236		
	Gray, use w/Horn Button	6	1	2401 237		
	Red	6	1	2266 208		
	Tan	6	1	2401 238		

★ Indicates use as required.

Numerals in parentheses () refer to notes.

Printed in U.S.A.

⊠ Indicates parts not listed in any previous parts book.

Prices and specifications subject to change without notice.

* Indicates change or addition.

1963 PASSENGER CAR PARTS CATALOG

STEERING

CODE	PART NAME AND DESCRIPTION	C Y L.	PER CAR	VALIANT DART	PLYMOUTH DODGE	CHRYSLER IMPERIAL
------	---------------------------	--------------	------------	-----------------	-------------------	----------------------

STANDARD STEERING

19-30-O STEERING WHEEL - Cont'd

19-30-4	WHEEL - Cont'd					
	Turquoise, TL1	6	1	2401 239		
	Alabaster, Service Only	6	1	2405 012		
	Black, use w/Horn Button, TP1, TP2		1	----	2401 246	
	Black, use w/Partial Horn Ring, except TA3		1	----	2401 241	
	Blue, use w/Horn Button, TP1, TP2		1	----	2401 232	
	Blue, use w/Partial Horn Ring, except TA3		1	----	2401 240	
	Green, use w/Partial Horn Ring, TP1, TP2		1	----	2401 242	
	Red, use w/Partial Horn Ring		1	----	2401 244	
	Tan, use w/Horn Button, TP1, TP2		1	----	2401 233	
	Tan, use w/Partial Horn Ring, except TA3		1	----	2401 243	
	Turquoise, use w/Partial Horn Ring TD1, TD2		1	----	2401 245	
	Alabaster, Service Only, use w/Horn Button or Partial Horn Ring, except TA3		1	----	2405 011	
	White Pearl and Black, use w/Full Horn Ring, except TA3		1	----	2401 251	
	White Pearl and Blue, use w/Full Horn Ring, except TA3		1	----	2401 247	
	White Pearl and Blue, TA3	8	1	----	2405 233	
	White Pearl and Green, use w/Full Horn Ring, TP1, TP2		1	----	2401 262	
	White Pearl and Green, TA3	8	1	----	2405 235	
	White Pearl and Red, use w/Full Horn Ring		1	----	2401 250	
	White Pearl and Tan, use w/Full Horn Ring, except TA3		1	----	2401 249	
	White Pearl and Tan, TA3	8	1	----	2405 236	
	White Pearl and Turquoise, use w/Full Horn Ring, except TA3		1	----	2401 248	
	White Pearl and Turquoise, TA3	8	1	----	2405 234	
	Alabaster, use w/Full Horn Ring, except TA3, Service Only		1	----	2405 010	
	Tan, TA3, Std. 880	8	1	----	2409 018	
	Blue, TA3, Std. 880	8	1	----	2409 017	
	Black, Flat Rim, use w/Full Horn Ring, TC1	8	1	----	----	*4009TX9
	Black, Oval Rim, use w/Partial Horn Ring, TC1	8	1	----	----	*4008TX9
	Blue, Flat Rim, use w/Full Horn Ring, TC1	8	1	----	----	2401 715
	Blue, Oval Rim, use w/Partial Horn Ring, TC1	8	1	----	----	2401 709
	Green, Flat Rim, use w/Full Horn Ring, TC1	8	1	----	----	2401 716
	Green, Oval Rim, use w/Partial Horn Ring, TC1	8	1	----	----	2401 710
	Red, Flat Rim, use w/Full Horn Ring, TC1	8	1	----	----	2401 719
	Red, Oval Rim, use w/Partial Horn Ring, TC1	8	1	----	----	2401 713
	Tan, Flat Rim, use w/Full Horn Ring, TC1	8	1	----	----	2401 717
	Tan, Oval Rim, use w/Partial Horn Ring, TC1	8	1	----	----	2401 711
	Turquoise, Flat Rim, use w/Full Horn Ring, TC1	8	1	----	----	2401 720
	Turquoise, Oval Rim, use w/Partial Horn Ring, TC1	8	1	----	----	2401 714
	Alabaster, Flat Rim, use w/Full Horn Ring, Service Only, TC1	8	1	----	----	2405 015
	Alabaster, Oval Rim, use w/Partial Horn Ring, Service Only, TC1	8	1	----	----	2405 017
19-30-18	NUT, Wheel, TC1		1	145 032	145 032	145 032

19-31-O STEERING COLUMN BRACKET

19-31-1	BRACKET, Jacket, TA3, TC1	8	1	----	2260 992	2260 992
	Column, TA3	8	1	----	1839 984	

★ Indicates use as required.

Numerals in parentheses () refer to notes.

Printed in U.S.A.

⊠ Indicates parts not listed in any previous parts book.

Prices and specifications subject to change without notice.

Jan. 3, 1964 Supersedes Jan. 25, 1963.

Page 19-8

* Indicates change or addition.

CODE	PART NAME AND DESCRIPTION	CYL	PER CAR	VALIANT DART	PLYMOUTH DODGE	CHRYSLER IMPERIAL
------	---------------------------	-----	---------	--------------	----------------	-------------------

STANDARD STEERING

19-31-O STEERING COLUMN BRACKET - Cont'd

19-31-2	SUPPORT, w/CLAMP, TA3, TC1	8	★	----	2200 738	2200 738
	NUT, w/WASHER, Steering Column Clamp Stud to Steering Column Clamp, TC1, TC2, TC3	8	2	----	----	*120 375
19-31-14	SPACER, Column to Bracket, except TA3	8	★	----	2162 530	
	To Lower Reinforcement, TA3			----	2218 212	
19-31-15	NUT, w/WASHER, Column Bracket, TA3, TC1	8	2	----	2076 232	2076 232
19-31-19	STUD, Cap Attaching, TA3	8	2	----	6024 157	

19-46-O GEARSHIFT ROD OR TUBE

19-46-3	TUBE, w/Std. Trans., except TA3		1	2265 676	2265 676	
19-46-8	HOUSING, Gearshift, w/Std. Trans., except TA3		1	2265 651	2265 651	
19-46-12	SPACER, Tube Lever, w/Std. Trans., except TA3		1	2265 688	2265 688	
19-46-16	LEVER, Tube, w/Std. Trans., First and Reverse, except TA3		1	2265 682	2265 682	
19-46-19	WASHER, Tube Lever, w/Std. Trans., except TA3		1	2265 687	2265 687	
19-46-55	SUPPORT, Tube Lever, w/Std. Trans., except TA3		1	2265 689	2265 689	

19-48-O GEARSHIFT CONTROL RODS

19-48-1	ROD, First and Reverse, w/Std. Trans., Std.	6	1	2401 998	2208 153	
	First and Reverse, Heavy Duty	6	1	----	2208 171	
	First and Reverse, TP2, TD2	8	1	----	2208 171	
	Second and High, except TA3		1	2266 410	2208 154	
19-48-7	SMALL PARTS PACKAGE, w/Std. Trans., Std.	6	1	2421 772	2421 770	
	Heavy Duty	6	1	----	2421 771	
	Use w/Grommets in Transmission Levers, except TA3	8	1	----	2421 770	
	Use w/o Grommets in Transmission Levers, except TA3	8	1	----	2421 771	
19-48-12	CLAMP, Rod, First and Reverse, except TA3		1	2204 274	2204 274	
19-48-16	SWIVEL, Rod, First and Reverse, except TA3		1	2208 155	2208 155	
	Second and High, except TA3		1	2074 521	2074 521	
19-48-21	WASHER, Rod, Plain, Thin, except TA3		★	631 217	631 217	
	Plain, Thick, except TA3		★	----	1533 190	
	Spring, except TA3		★	2405 205	2405 205	
19-48-23	CLIP, Cotter		★	1137 669	1137 669	
	Spring		★	6025 071	6025 071	
19-48-45	SHAFT, Torque, Std.	6	1	----	2208 163	
	Heavy Duty	6	1	----	2208 166	
	Except TA3		1	----	2208 166	
	WASHER, Spring, except TA3		1	----	6023 086	
	WASHER, Plain, except TA3		2	----	6023 085	
19-48-46	BRACKET, Torque Shaft, except TA3		1	----	2208 156	
19-48-47	SCREW, Bracket, except TA3		3	----	* 180 018	
19-48-49	GROMMET, Bracket, except TA3		1	----	2208 158	
	Lever, except TA3		1	----	1941 699	

★ Indicates use as required. Numerals in parentheses () refer to notes. Printed in U.S.A.
 □ Indicates parts not listed in any previous parts book. Prices and specifications subject to change without notice.
 * Indicates change or addition.

CODE	PART NAME AND DESCRIPTION	CYL.	PER CAR	VALIANT DART	PLYMOUTH DODGE	CHRYSLER IMPERIAL
------	---------------------------	------	---------	--------------	----------------	-------------------

POWER STEERING

19-01-O STEERING GEAR ASSEMBLY

19-01-4	"O" RING and SEAL PACKAGE, except TA3	8	1	2448 311	2448 311	
	TA3, TC1, TC2, TC3	8	1	----	2448 309	2448 309
	TY1	8	1	----	----	2448 310
19-01-8	CHUCK, except TA3	8	1	2127 010	2127 010	
	TA3, TC1, TC2, TC3	8	1	----	1733 763	1733 763
	TY1			----	----	2122 032
19-01-12	BOLT, Housing to Frame, TA3	8	2	----	2201 620	2201 620
	Housing to Frame Wedge, TA3, TC1, TC2, TC3	8	1	----	2200 554	2200 554
	TY1	8	1	----	----	2200 556
19-01-24	SPACER, Frame Bolt, TA3, TC1, TC2, TC3	8	1	----	1733 218	1733 218
19-01-50	SPRING, Reaction, TC1, TC2, TC3		2	1822 134	1822 134	1822 134
	TY1	8	2	----	----	1822 953
19-01-51	RING, Reaction, TC1, TC2, TC3		2	1822 150	1822 150	1822 150
	TY1	8	2	----	----	1733 791
19-01-52	SEAL, Reaction, Upper, TC1, TC2, TC3		1	1822 151	1822 151	1822 151
	TY1	8	1	----	----	1733 593
	"O" RING, Lower, TC1, TC2, TC3		1	1822 149	1822 149	1822 149
	TY1	8	1	----	----	1823 091
19-01-60	HEAD, Cylinder, TC1, TC2, TC3		1	1823 157	1823 157	1823 157
	TY1	8	1	----	----	1823 161
19-01-61	"O" RING, Cylinder Head Ferrule		1	1486 205	1486 205	1486 205
19-01-62	SNAP RING, Cylinder Head		1	1822 321	1822 321	1822 321

19-02-O STEERING GEAR HOUSING

19-02-4	HOUSING, except TA3		1	2127 012	2127 012	
	HOUSING PACKAGE, TA3	8	1	----	*2240 602	*2240 602
19-02-15	"O" RING, Housing		1	1823 150	1823 150	1823 150
	Port		2	1556 385	1556 385	1556 385
19-02-18	WASHER, Housing to Frame Bolt, 1 1/4" dia.	8	5	----	----	566 170
	1 7/8" dia., TA3, TC1, TC2, TC3	8	1	----	562 704	562 704
19-02-20	SPACER, Housing to Frame, TA3	8	5	----	1671 586	1671 586
19-02-21	WEDGE, Housing to Frame, TA3	8	1	----	1671 587	1671 587
19-02-55	HEAD, Housing, except TA3		1	2126 946	2126 946	
19-02-69	"O" RING, Cylinder Head		2	1733 562	1733 562	1733 562

19-14-O STEERING GEAR COLUMN JACKET

19-14-1	JACKET, w/Auto. Trans., except TA3		1	2265 621	2265 621	
	w/Std. Trans., except TA3		1	2265 670	2265 670	
	TA3, TC1, TC2, TC3	8	1	----	2405 229	2266 753
	TY1	8	1	----	----	2123 730
	SCREW, w/WASHER, to Floor Seal, TA3, TC1, TC2, TC3	8	★	----	6008 218	6008 218
19-14-4	BEARING, TC1, TC2, TC3		1	2265 656	2265 656	2265 656
	TY1	8	1	----	----	1828 911
19-14-5	SPRING, Bearing, TY1	8	1	----	----	1828 566

★ Indicates use as required. Numerals in parentheses () refer to notes. Printed in U.S.A.
 □ Indicates parts not listed in any previous parts book. Prices and specifications subject to change without notice.
 * Indicates change or addition. Jan. 25, 1963 Supersedes Sept. 4, 1962.

CODE	PART NAME AND DESCRIPTION	CY L.	PER CAR	VALIANT DART	PLYMOUTH DODGE	CHRYSLER IMPERIAL
------	---------------------------	----------	------------	-----------------	-------------------	----------------------

POWER STEERING

19-14-O STEERING GEAR COLUMN JACKET - Cont'd						
19-14-6	WASHER, Bearing, TY1	8	1	----	----	2260 099
19-14-10	SUPPORT, except TA3		1	----	2265 693	
	TA3, TC1, TC2, TC3	8	1	----	1823 155	1823 155
	TY1	8	1	----	----	1823 160
19-14-13	WASHER, Support Nut		1	1733 588	1733 588	1733 588
19-14-15	SPACER, Bearing, TY1	8	1	----	----	1316 772
19-14-16	SNAP RING, Bearing, TY1	8	2	----	----	1944 011
	Upper, TC1, TC2, TC3		1	6023 044	6023 044	6023 044
	Lower, TC1, TC2, TC3		1	6023 045	6023 045	6023 045
19-14-18	"O" RING, Support		1	1733 602	1733 602	1733 602
19-14-19	NUT, Support		1	1733 625	1733 625	1733 625
19-14-21	HOUSING, Shaft Bearing, TC1, TC2, TC3		1	2265 653	2265 653	2265 653
	BOLT		2	6023 036	6023 036	6023 036
19-14-23	PLATE, Shaft Bearing Retainer, TC1, TC2, TC3		1	2265 654	2265 654	2265 654
	SCREW		3	6023 088	6023 088	6023 088
19-14-24	COVER, Bearing Housing, w/Auto. Trans., TC1, TC2, TC3		1	2265 622	2265 622	2265 622
19-14-35	CLAMP	6	1	2162 522		
	TA3	8	1	----	1820 385	1820 385
	Column, TA3, TC1, TC2, TC3	8	1	----	2218 264	2292 027
	TY1	8	1	----	----	2161 160
	SCREW, Column Clamp, TA3, TC1, TC2, TC3	8	2	----	*6024 157	
	SCREW, w/WASHER, Steering Column Clamp TP1, TP2, TD1, TD2		2	----	6022 245	
	STUD, Steering Column Clamp to Lower Reinforcement, TC1, TC2, TC3	8	2	----	----	*6024 156
	INSULATOR, Shaft Bearing, TC1, TC2, TC3		1	2265 658	2265 658	2265 658
19-14-38	Jacket, TA3	8	1	----	1850 547	1850 547
	Column (specify 1 foot) TY1	8	1	----	----	1242 974
19-14-68	SEAL, Jacket, except TA3		1	2265 697	2265 697	
19-15-O STEERING GEAR TUBE AND COUPLING						
19-15-4	SHAFT, w/PIN, except TA3		1	2266 684	2266 682	
	SHAFT, TA3, TC1, TC2, TC3	8	1	----	2405 225	2266 751
	TUBE, TY1	8	1	----	----	2123 722
19-15-10	INSULATOR, Shaft, TA3	8	1	----	1822 668	1822 668
19-15-11	INSERT, Shaft Insulator, TA3	8	2	----	1822 667	1822 667
19-15-17	COVER, Column Shaft Coupling, except TA3		1	2266 708	2266 708	
19-15-20	HORN GROUND, Column Shaft, TA3	8	1	----	*2405 594	*2405 594
	SCREW, Column Clamp, TA3, TC1, TC2, TC3	8	2	----	*6024 157	

★ Indicates use as required.

Numerals in parentheses () refer to notes.

Printed in U.S.A.

⊠ Indicates parts not listed in any previous parts book.

Prices and specifications subject to change without notice.

Jan. 3, 1964 Supersedes Jan. 25, 1963.

* Indicates change or addition.

CODE	PART NAME AND DESCRIPTION	C Y L.	PER CAR	VALIANT DART	PLYMOUTH DODGE	CHRYSLER IMPERIAL
------	---------------------------	--------------	------------	-----------------	-------------------	----------------------

POWER STEERING

19-15-O STEERING GEAR TUBE AND COUPLING - Cont'd

19-15-23	COUPLING, w/PLUG, Shaft, except TA3		1	2266 686	2266 686	
	Worm, TA3	8	1	----	*1943 770	*1943 770
	BOLT, except TA3		1	6023 246	6023 246	
	PIN, Lower, TA3	8	1	----	274 744	274 744
	PIN, Upper, TA3	8	1	----	152 229	152 229
19-15-28	SEAL, Shaft, except TA3		1	2266 738	2266 738	
	Shaft Coupling, except TA3		1	2266 707	2266 707	
19-15-33	CLAMP, Shaft Coupling, except TA3		1	2266 687	2266 687	
19-15-35	SPRING, Shaft Coupling, except TA3		1	2266 737	2266 737	
19-15-38	WORM, w/PISTON, except TA3		1	2072 031	2072 031	
	TA3	8	1	----	1822 736	1822 736
19-15-39	SPRING PACKAGE, Ball Guide		1	2084 215	2084 215	2084 215
19-15-44	SHOE, Shaft Coupling, except TA3		2	2266 736	2266 736	
19-15-60	BEARING, Worm		1	2267 372	2267 372	2267 372
	Thrust		2	1822 158	1822 158	1822 158
19-15-63	RACE, Thrust Bearing Inner		1	1856 292	1856 292	1856 292
	Outer		1	1822 156	1822 156	1822 156
19-15-65	NUT, Thrust Bearing		1	1822 157	1822 157	1822 157
19-15-69	SPACER, w/Center Race		1	1822 390	1822 390	1822 390

19-19-O STEERING GEAR SHAFT AND ROLLER TOOTH ASSEMBLY

19-19-1	SEAL PACKAGE, Cross Shaft Cover		1	2279 986	2279 986	2279 986
19-19-4	SHAFT, except TA3		1	2127 117	2127 117	1733 577
	TA3	8	1	----	1733 577	
19-19-5	SNAP RING, Shaft Oil Seal, except TA3		1	2126 966	2126 966	2127 049
	TA3	8	1	----	2127 049	
19-19-7	SCREW, Shaft Adjusting		1	2267 173	2267 173	2267 173
19-19-9	NUT, Adjusting Screw		1	1822 204	1822 204	1822 204
19-19-19	BEARING, Shaft, except TA3		2	2126 890	2126 890	2126 760
	TA3	8	2	----	2126 760	
	SNAP RING, TA3, TC1, TC2, TC3.		1	*6024 333	*6024 333	*6024 333
19-19-24	COVER, Shaft		1	1733 604	1733 604	1733 604
19-19-26	"O" RING, Shaft Cover		1	1733 615	1733 615	1733 615
19-19-30	WASHER, Reaction Seal Upper		1	1733 790	1733 790	1733 790
19-19-32	NUT, Shaft Cover		1	1733 627	1733 627	1733 627
19-19-35	OIL SEAL, Shaft, except TA3		1	2126 956	2126 956	1730 985
	TA3	8	1	----	1730 985	
	Worm Shaft Upper		1	2267 129	2267 129	2267 129
	SEAL, Shaft Adjusting Screw		1	1822 203	1822 203	1822 203
19-19-36	RETAINER, Shaft Oil Seal, except TA3		1	2126 965	2126 965	
	TA3	8	1	----	1670 356	1670 356

* Indicates use as required.

Numerals in parentheses () refer to notes.

Printed in U.S.A.

† Indicates parts not listed in any previous parts book.

Prices and specifications subject to change without notice.

* Indicates change or addition.

CODE	PART NAME AND DESCRIPTION	CYL.	PER CAR	VALIANT DART	PLYMOUTH DODGE	CHRYSLER IMPERIAL
------	---------------------------	------	---------	--------------	----------------	-------------------

POWER STEERING

19-19-O STEERING GEAR SHAFT AND ROLLER TOOTH ASSEMBLY - Cont'd

19-19-38	SEAL, Outer, Shaft Dust, except TA3. TA3	8	1 1	*2267 351 ----	*2267 351 2267 350	2267 350
19-19-40	WASHER, Adjusting Screw Thrust		1	1675 271	1675 271	1675 271
19-19-70	SEAL, Worm Sleeve		1	1822 324	1822 324	1822 324
19-19-71	RING, Worm Sealing		1	1822 406	1822 406	1822 406
19-19-72	SLEEVE, Worm		1	1822 320	1822 320	1822 320

19-27-O STEERING GEAR ARM AND IDLER ARM

19-27-2	ARM, Gear, except TA3 TA3, TC1, TC2, TC3 TY1	8 8 8	1 1 1	2072 573 ---- ----	1858 017 1731 414 ----	1731 414 1731 415
19-27-8	NUT, Arm		1	1392 770	1392 770	1392 770
19-27-31	ARM, Idler, except TA3 TA3, TC1, TC2, TC3 TY1	8 8 8	1 1 1	2072 577 ---- ----	1858 067 2208 080 ----	2208 080 2208 082
19-27-33	BRACKET, Idler Arm, except TA3 TA3, TC1, TC2, TC3 TY1	8 8 8	1 1 1	2401 053 ---- ----	2401 051 2401 074 ----	2401 074 2401 063
19-27-40	SEAL, Idler Arm End, except TA3 Idler Arm Bracket Stud, except TA3		1 1	1857 748 1857 748	1670 299 1670 299	
19-27-45	BOLT, Idler Arm, TA3	8	1	----	6023 630	6023 630
19-27-50	LINK, Center, except TA3 TA3, TC1, TC2, TC3 TY1	8 8 8	1 1 1	2072 571 ---- ----	1858 015 2208 086 ----	2208 086 *1672 980
19-27-55	SEAL, Center Link, TA3, TC1, TC2, TC3	8	2	----	1670 299	1670 299

19-30-O STEERING WHEEL

19-30-4	WHEEL, Blue Green, TV1 Gray, use w/Horn Button Red Tan Turquoise, TL1 Alabaster, Service Only	6 6 6 6 6 6 6	1 1 1 1 1 1 1	2401 235 2401 236 2401 237 2266 208 2401 238 2401 239 2405 012		
	Black, use w/Horn Button, TP1, TP2 Black, use w/Partial Horn Ring, except TA3 Blue, use w/Horn Button, TP1, TP2 Blue, use w/Partial Horn Ring, except TA3 Green, use w/Partial Horn Ring, TP1, TP2 Red, use w/Partial Horn Ring		1 1 1 1 1 1	---- ---- ---- ---- ---- ----	2401 246 2401 241 2401 232 2401 240 2401 242 2401 244	
	Tan, use w/Horn Button, TP1, TP2 Tan, use w/Partial Horn Ring, except TA3 Turquoise, use w/Partial Horn Ring, TD1, TD2 Alabaster, Service Only, use w/Horn Button or w/Partial Horn Ring, except TA3 White Pearl and Black, use w/Full Horn Ring, except TA3		1 1 1 1 1	---- ---- ---- ---- ----	2401 233 2401 243 2401 245 2405 011 2401 251	

★ Indicates use as required.

Numerals in parentheses () refer to notes.

Printed in U.S.A.

☐ Indicates parts not listed in any previous parts book.

Prices and specifications subject to change without notice.

Jan. 3, 1964 Supersedes Jan. 25, 1963.

* Indicates change or addition.

CODE	PART NAME AND DESCRIPTION	C Y L.	PER CAR	VALIANT DART	PLYMOUTH DODGE	CHRYSLER IMPERIAL
------	---------------------------	--------------	------------	-----------------	-------------------	----------------------

POWER STEERING

19-30-0 STEERING WHEEL - Cont'd

19-30-4	WHEEL - Cont'd					
	White Pearl and Blue, use w/Full Horn Ring, except TA3		1	----	2401 247	
	White Pearl and Blue, TA3	8	1	----	2405 233	
	White Pearl and Green, use w/Full Horn Ring, TP1, TP2		1	----	2401 262	
	White Pearl and Green, TA3	8	1	----	2405 235	
	White Pearl and Red, use w/Full Horn Ring		1	----	2401 250	
	White Pearl and Tan, use w/Full Horn Ring, except TA3		1	----	2401 249	
	White Pearl and Tan, TA3	8	1	----	2405 236	
	White Pearl and Turquoise, use w/Full Horn Ring, TD1, TD2		1	----	2401 248	
	White Pearl and Turquoise, TA3	8	1	----	2405 234	
	Alabaster, use w/Full Horn Ring, except TA3, Service only		1	----	2405 010	
	Tan, TA3, Std. 880	8	1	----	2409 018	
	Blue, TA3, Std. 880	8	1	----	2409 017	
	Black, Flat Rim, use w/Full Horn Ring, TC1, TC2, TC3	8	1	----	----	*4009TX9
	Black, Oval Rim, use w/Partial Horn Ring, TC1, TC2, TC3	8	1	----	----	*4008TX9
	Blue, Flat Rim, use w/Full Horn Ring, TC1, TC2, TC3	8	1	----	----	2401 715
	Blue, Oval Rim, use w/Partial Horn Ring, TC1, TC2, TC3	8	1	----	----	2401 709
	Green, Flat Rim, use w/Full Horn Ring, TC1, TC2, TC3	8	1	----	----	2401 716
	Green, Oval Rim, use w/Partial Horn Ring, TC1, TC2, TC3	8	1	----	----	2401 710
	Red, Flat Rim, use w/Full Horn Ring, TC1, TC2, TC3	8	1	----	----	2401 719
	Red, Oval Rim, use w/Partial Horn Ring, TC1, TC2, TC3	8	1	----	----	2401 713
	Tan, Flat Rim, use w/Full Horn Ring, TC1, TC2, TC3	8	1	----	----	2401 717
	Tan, Oval Rim, use w/Partial Horn Ring, TC1, TC2, TC3	8	1	----	----	2401 711
	Turquoise, Flat Rim, use w/Full Horn Ring, TC1, TC2, TC3	8	1	----	----	2401 720
	Turquoise, Oval Rim, use w/Partial Horn Ring, TC1, TC2, TC3	8	1	----	----	2401 714
	Alabaster, Flat Rim, use w/Full Horn Ring, Service Only, TC1, TC2, TC3	8	1	----	----	2405 015
	Alabaster, Oval Rim, use w/Partial Horn Ring, Service Only, TC1, TC2, TC3	8	1	----	----	2405 017
	Blue, Flat Rim, TY1	8	1	----	----	2401 675
	Charcoal, Flat Rim, TY1	8	1	----	----	2401 679
	Gold, Flat Rim, TY1	8	1	----	----	2401 681
	Gray, Flat Rim, TY1	8	1	----	----	2401 677
	Red, Flat Rim, TY1	8	1	----	----	2401 678
	Tan, Flat Rim, TY1	8	1	----	----	2401 676
	Turquoise, Flat Rim, TY1	8	1	----	----	2401 680
	Alabaster, Flat Rim, Service Only, TY1	8	1	----	----	2405 013
19-30-18	NUT, Wheel, TC1, TC2, TC3		1	145 032	145 032	145 032
	TY1	8	1	----	----	2200 577

★ Indicates use as required.

Numerals in parentheses () refer to notes.

Printed in U.S.A.

☐ Indicates parts not listed in any previous parts book.

Prices and specifications subject to change without notice.

* Indicates change or addition.

1963 PASSENGER CAR PARTS CATALOG

STEERING

CODE	PART NAME AND DESCRIPTION	CYL.	PER CAR	VALIANT DART	PLYMOUTH DODGE	CHRYSLER IMPERIAL
------	---------------------------	------	---------	--------------	----------------	-------------------

POWER STEERING

19-31-O STEERING COLUMN BRACKET

19-31-7	BRACE, to Windshield Frame Upper, TY1	8	1	----	----	2217 845
	NUT, w/WASHER, Steering Column to Windshield Frame Lower Brace TY1	8	2	----	----	*6025 007
19-31-14	SPACER, Column to Bracket, except TA3		1	----	2162 530	
19-31-19	STUD, Cap Attaching, TA3	8	2	----	1901 587	
19-31-24	CAP, Column, TY1	8	1	----	----	2080 720

19-46-O GEARSHIFT ROD OR TUBE

19-46-3	TUBE, w/Std. Trans., except TA3		1	2265 676	2265 676	
19-46-8	HOUSING, Gearshift, w/Std. Trans., except TA3		1	*2265 651	*2265 651	
19-46-12	SPACER, Tube Lever, w/Std. Trans., except TA3		1	2265 688	2265 688	
19-46-16	LEVER, Tube, w/Std. Trans., First and Reverse, except TA3		1	2265 682	2265 682	
19-46-19	WASHER, Tube Lever, w/Std. Trans., except TA3		1	2265 687	2265 687	
19-46-55	SUPPORT, Tube Lever, w/Std. Trans., except TA3		1	2265 689	2265 689	

19-48-O GEARSHIFT CONTROL RODS

19-48-1	ROD, First and Reverse, w/Std. Trans., Std.	6	1	2401 998	2208 153	
	First and Reverse, Heavy Duty	6	1	----	2208 171	
	First and Reverse, TP2,TD2	8	1	----	2208 171	
	Second and High, except TA3		1	2266 410	2208 154	
19-48-7	SMALL PARTS PACKAGE, w/Std. Trans., Std.	6	1	2421 772	2421 770	
	Heavy Duty	6	1	----	2421 771	
	Use w/Grommets in Transmission Levers, except TA3	8	1	----	2421 770	
	Use w/o Grommets in Transmission Levers, except TA3	8	1	----	2421 771	
19-48-12	CLAMP, Rod, First and Reverse, except TA3		1	2204 274	2204 274	
19-48-16	SWIVEL, Rod, First and Reverse, except TA3		1	2208 155	2208 155	
	Second and High, except TA3		1	2074 521	2074 521	
19-48-21	WASHER, Rod, Plain, Thin, except TA3		★	631 217	631 217	
	Plain, Thick, except TA3		★	----	1533 190	
	Spring, except TA3		★	2405 205	2405 205	
19-48-23	CLIP, Cotter		★	1137 669	1137 669	
	Spring		★	6025 071	6025 071	
19-48-45	SHAFT, Torque, Std.	6	1	----	2208 163	
	Heavy Duty	6	1	----	2208 166	
	Except TA3	8	1	----	2208 166	
	WASHER, Spring		1	----	6023 086	
	WASHER, Plain		2	----	6023 085	
19-48-46	BRACKET, Torque Shaft, except TA3		1	----	2208 156	
19-48-47	SCREW, Bracket, except TA3		3	----	6022 201	
19-48-49	GROMMET, Bracket, except TA3		1	----	2208 158	
	Lever, except TA3		1	----	1941 699	

★ Indicates use as required. Numerals in parentheses () refer to notes. Printed in U.S.A.
 ☐ Indicates parts not listed in any previous parts book. Prices and specifications subject to change without notice.
 Jan. 25, 1963 Supersedes Sept. 4, 1962. * Indicates change or addition.

CODE	PART NAME AND DESCRIPTION	CYL	PER CAR	VALIANT DART	PLYMOUTH DODGE	CHRYSLER IMPERIAL
------	---------------------------	-----	---------	--------------	----------------	-------------------

POWER STEERING

19-48-O GEARSHIFT CONTROL RODS - Cont'd

19-48-50	BUSHING, Bracket Grommet, except TA3		1	----	2208 159	
	Lever Grommet, except TA3		1	----	1676 200	
19-48-51	SPACER, Torque Shaft, except TA3		2	----	2208 172	
19-48-52	RETAINER, Torque Shaft, except TA3		1	----	1671 569	

19-54-O POWER STEERING OIL PUMP

19-54-2	PUMP PACKAGE, except TA3		1	2240 620	2240 620	
	TA3	8	1	----	2196 082	2196 082

POWER STEERING OIL PUMP DETAIL PARTS

NOTE: Quantity 1 per vehicle unless otherwise indicated.

CODE	PART NAME	PUMP ASSEMBLIES		
		2240 620 TV1, TL1, TP1, TD1	2240 620 TP2, TD2	2196 082
19-54-55	SEAL PACKAGE, Pump	2279 997	2279 997	2279 998
19-54-60	FILTER, Pump	1851 957	1851 957	1851 957
19-54-86	PULLEY, w/o Air Conditioning	*2128 578		
	w/318 cu.in. Engine, w/Air Conditioning	2268 665	1733 488	
	w/361, 383 cu.in. Engine, w/o Air Conditioning	----	1826 056	
	w/361, 383 cu.in. Engine, w/Air Conditioning	----	1851 732	
	w/o Air Conditioning	----	----	2128 337
	w/Air Conditioning	----	----	2128 338
	PULLEY, Drive, see Part Type Code 7-06-1			
19-54-90	BELT, Pump, see Chart Part Type Code 7-03-1			
19-54-91	STRAP, Pump Bracket to Water Pump, w/Air Conditioning, TV1, TL1	2268 766		
	Screw, w/WASHER	6022 266		
19-54-115	BRACKET, Pump	2402 159	----	2128 323
	w/Air Conditioning, TV1, TL1	2129 916		
	Front, w/318 cu.in. Engine	----	1945 384	
	Rear, w/318 cu.in. Engine	----	1851 314	
	Front, w/361, 383 cu.in. Engine	----	1826 058	
	Rear, w/361, 383 cu.in. Engine	----	1826 057	
	Pump Engine, w/o Air Conditioning	2268 690		
	w/Air Conditioning, TV1, TL1	2202 846		
	w/Air Conditioning, TP1, TD1	2268 690		
	Adjusting	----	----	2128 324
19-54-121	NUT, Pump Front Insert	2127 189	2127 189	2120 012

★ Indicates use as required.

Numerals in parentheses () refer to notes.

Printed in U.S.A.

□ Indicates parts not listed in any previous parts book.

Prices and specifications subject to change without notice.

* Indicates change or addition.

Jan. 25, 1963 Supersedes Sept. 4, 1962.

POWER STEERING

19-54-0 POWER STEERING OIL PUMP - Cont'd

POWER STEERING OIL PUMP DETAIL PARTS

NOTE: Quantity 1 per vehicle unless otherwise indicated.

CODE	PART NAME	PUMP ASSEMBLIES		
		2240 620 TV1, TL1, TP1, TD1	2240 620 TP2, TD2	2196 082
19-54-123	BOLT, Pump Engine Bracket Swivel, w/o Air Conditioning	2402 285		
	w/Air Conditioning, TV1, TL1	2202 850		
	w/Air Conditioning TP1, TD1	2402 285		
19-54-126	SEAL, Flow Control Valve Bore	2120 017	2120 017	2120 017
19-54-130	SNAP RING, Flow Control Valve	1738 678	1738 678	1738 678
19-54-131	BUMPER, Pump Bracket	----	----	1940 147
19-54-132	NUT, Engine Bracket Swivel Bolt	2129 684	----	2129 684
19-54-133	PLATE, Engine Bracket, w/Air Conditioning, TP1, TD1	2264 872		
19-54-179	SPACER, Oil Reservoir Mounting	* 446 363	* 446 363	
19-54-180	RESERVOIR, w/FILLER	2127 174	2127 174	2127 196
19-54-181	OIL SEAL, Reservoir	1732 946	1732 946	2120 018
	SEAL, Reservoir Mounting	1738 662	1738 662	1738 662
19-54-182	CAP, w/SEAL, Reservoir Filler	2127 284	2127 284	2127 284
19-54-188	SEAT, Outlet	1738 683	1738 683	1738 683
19-54-219	PLUG, Flor Control Valve Bore	2120 016	2120 016	
19-54-228	SPRING REPAIR PACKAGE, Pump Slipper	2448 098	2448 098	2448 097
19-54-246	VALVE, Pressure Relief, TV1, TL1	2127 184	2127 185	
	TP1, TD1	2127 185		
	TA3, TC1, TC2, TC3	----	----	2121 600
	TY1	----	----	1944 792
19-54-248	GASKET, Valve	1852 920	1852 920	1852 920
19-54-258	OIL SEAL, Pump Front Insert	----	----	2128 275

★ Indicates use as required. Numerals in parentheses () refer to notes. Printed in U.S.A.
 ☐ Indicates parts not listed in any previous parts book. Prices and specifications subject to change without notice.
 Jan. 25, 1963 Supersedes Sept. 4, 1962. * Indicates change or addition.

CODE	PART NAME AND DESCRIPTION	CYL	PER CAR	VALIANT DART	PLYMOUTH DODGE	CHRYSLER IMPERIAL
POWER STEERING						
19-56-O POWER STEERING GEAR PISTON						
19-56-6	RING, Piston		1	1822 672	1822 672	1822 672
	"O" RING, Piston Ring		1	1822 671	1822 671	1822 671
19-56-83	SPRING, Pressure Control Valve, Lower		1	1822 442	1822 442	1822 442
19-56-90	"O" RING, Pressure Control Valve		1	1536 268	1536 268	1536 268
19-57-O POWER STEERING GEAR VALVE						
19-57-1	SEAL PACKAGE VALVE		1	2279 985	2279 985	2279 985
19-57-2	PISTON and SPRING PACKAGE, Pressure Control Valve		1	1879 509	1879 509	1879 509
19-57-3	VALVE		1	1823 148	1823 148	1823 148
19-57-13	"O" RING, Valve Housing		1	1733 612	1733 612	1733 612
19-57-16	GASKET, Valve Plug		1	1733 724	1733 724	1733 724
19-57-63	LEVER, Valve		1	1822 380	1822 380	1822 380
19-57-64	SPRING, Valve Lever		1	1823 151	1823 151	1823 151
19-58-O POWER STEERING GEAR HOSE						
19-58-7	HOSE, Pressure, except TA3		1	2127 211	2127 255	2201 764
	TA3	8	1	----	2201 764	
19-58-9	BUMPER, Pressure Hose, TP2, TD2, except w/318 cu. in. Engine, TC2-300J	8	1	----	*1637 502	*1637 502
	TA3, UP TO Serial No. 126443	8	1	----	*2127 337	*2127 337
19-58-14	HOSE, Return	6	1	2200 560	2200 560	
	TP2, TD2	8	1	----	2267 235	
	TA3, TC1, TC2, except 300J, TC3	8	1	----	*2127 375	*2127 375
	TY1	8	1	----	----	2127 376
	TC2-300J, Front	8	1	----	----	E2127 439
	TC2-300J, Rear	8	1	----	----	E2127 438
	TUBE, Pump Return, TC2-300J	8	1	----	----	E2127 440
19-58-22	SLEEVE, Return Hose, TA3, TC1, TC2 except 300J, TC3, TY1, AFTER Serial No. 126443	8	1	----	*2127 280	*2127 280
19-58-23	SHIELD, Return Hose, Heat, except w/318 cu. in. Engine, TP2, TD2	8	1	----	2127 269	
19-58-25	CLAMP, Return Hose		2	870 469	870 469	870 469
	Heat Shield, except w/318 cu. in. Engine, TP2, TD2	8	2	----	870 469	
19-58-28	CLIP, Pump Pressure Hose TC2-300J	8	1	----	----	E2127 441
	CLIP, Pump Return Line, Rear TC2-300J	8	1	----	----	E2127 442
	CLIP, Pump Return Line, Front TC2-300J	8	1	----	----	E2127 443
19-58-30	ADAPTER, Pressure Hose		1	1618 610	1618 610	1618 610
19-58-31	GASKET, Adapter		1	1618 611	1618 611	1618 611

★ Indicates use as required. Numerals in parentheses () refer to notes. Printed in U.S.A.
 E Indicates parts not listed in any previous parts book. Prices and specifications subject to change without notice.
 * Indicates change or addition. Jan. 25, 1963 Supersedes Sept. 4, 1962.

