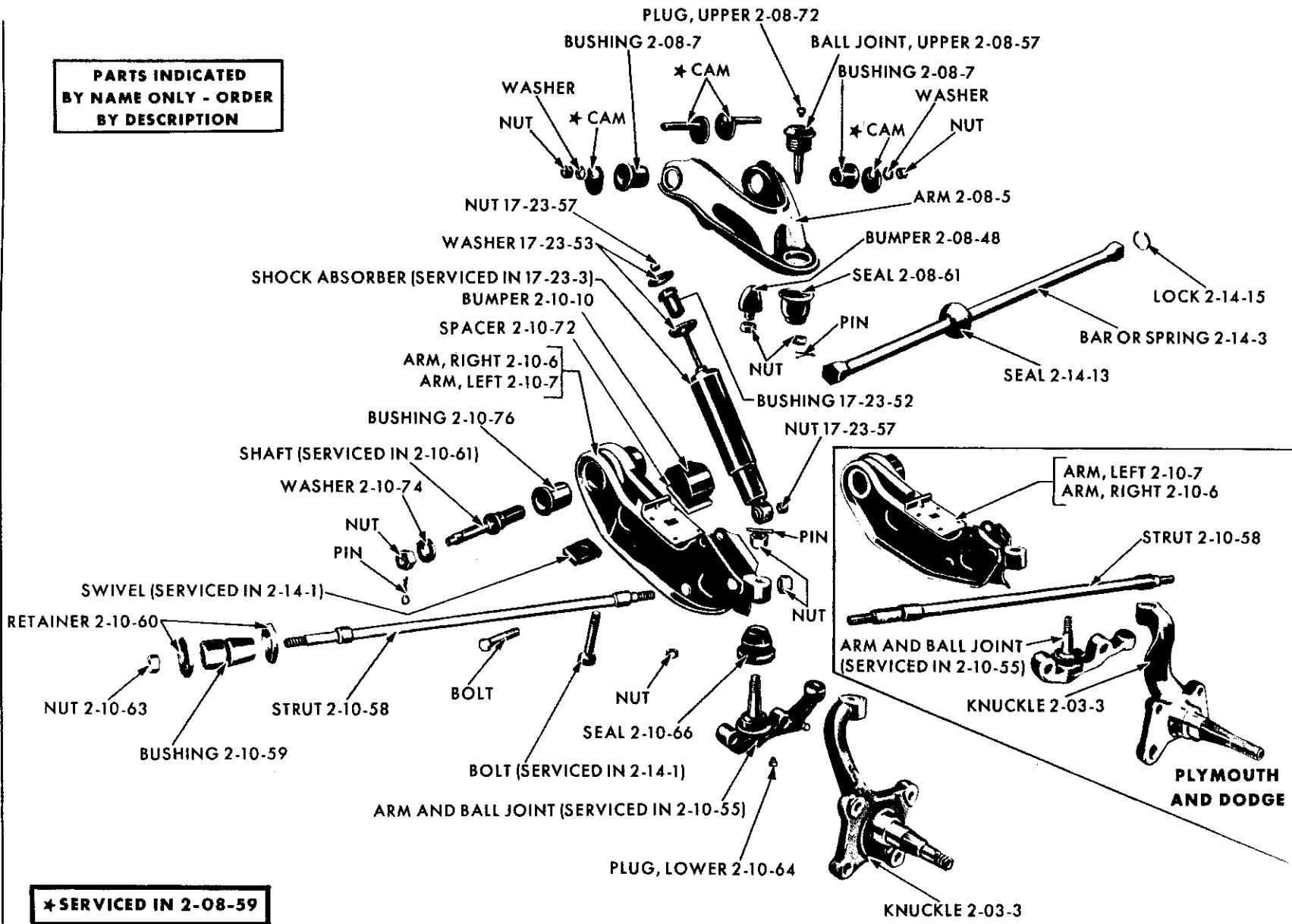


GROUP 2 - FRONT SUSPENSION

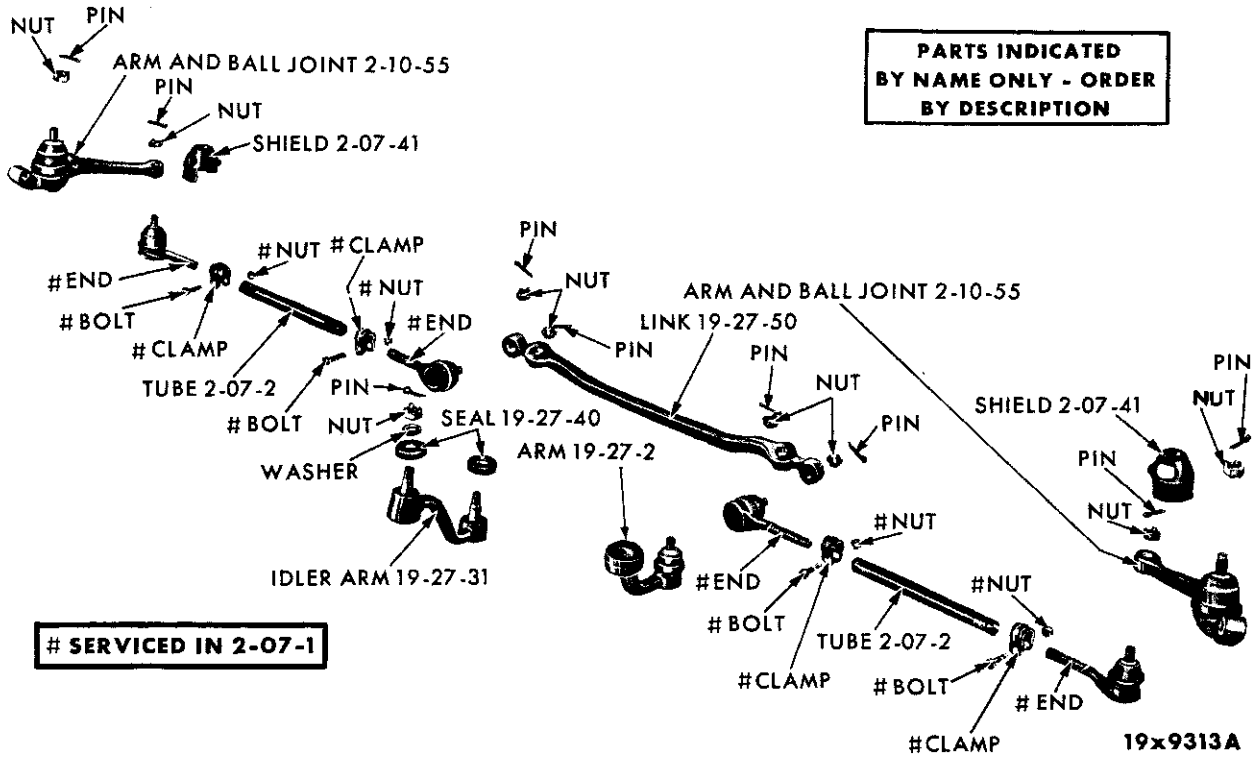
**PARTS INDICATED
BY NAME ONLY - ORDER
BY DESCRIPTION**



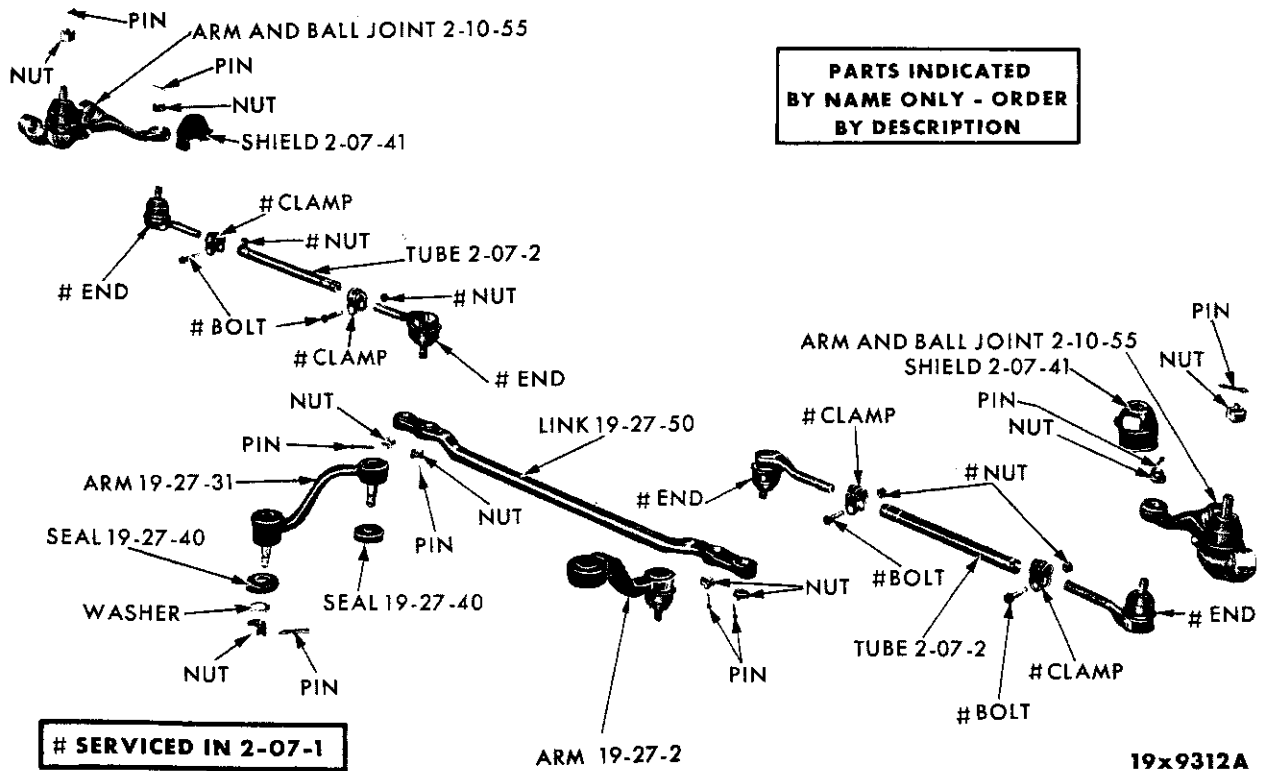
*** SERVICED IN 2-08-59**

19x9301A

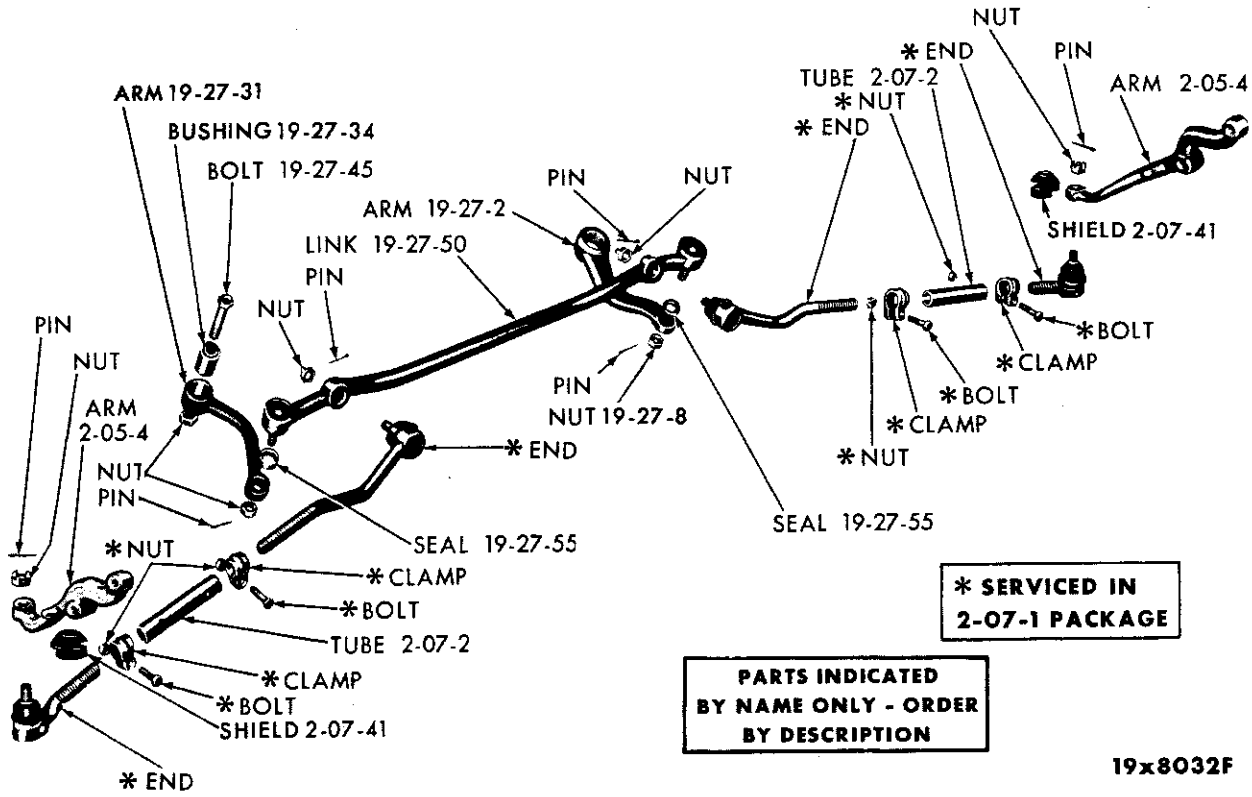
FRONT SUSPENSION - EXCEPT DODGE 880 - CHRYSLER TC1-2-3 AND IMPERIAL TY1



TIE RODS - VALIANT TV1 AND DART TL1



TIE RODS - PLYMOUTH TP1-2 AND DODGE TD1-2



TIE RODS - DODGE 880 - CHRYSLER TC1-2-3 AND IMPERIAL TY1

NOTES

CODE	PART NAME AND DESCRIPTION	CYL	PER CAR	VALIANT DART	PLYMOUTH DODGE	CHRYSLER IMPERIAL
2-03-0 STEERING KNUCKLE						
2-03-3	KNUCKLE, Right	6	1	2071 432		
	Left	6	1	2071 433		
	Except TA3		2	----	1858 084	
	TA3, TC1, TC2, TC3	8	2	----	2207 031	2207 031
	TY1	8	2	----	----	2207 033
2-05-0 STEERING LINKAGE KNUCKLE ARM						
2-05-4	ARM, Right, TA3, TC1, TC2, TC3	8	1	----	2207 374	2207 374
	Left, TA3, TC1, TC2, TC3	8	1	----	2207 375	2207 375
	Right, TY1	8	1	----	----	2208 096
	Left, TY1	8	1	----	----	2208 097
2-07-0 STEERING KNUCKLE TIE ROD						
2-07-1	END PACKAGE, Inner, L.H. thd., except TA3		2	B2448 384	B2448 384	
	Outer, R.H. thd., except TA3		2	B2448 383	B2448 383	
	Inner, TA3, TC1, TC2, TC3	8	2	----	2279 989	2279 989
	Outer, TA3, TC1, TC2, TC3	8	2	----	B2448 398	B2448 398
	Inner, Right, TY1	8	1	----	----	2279 990
	Inner, Left, TY1	8	1	----	----	2279 991
	Outer, TY1	8	2	----	----	2279 992
2-07-2	TUBE, except TA3		2	2072 441	2072 441	
	TUBE, w/CLAMP, BOLT and NUT, TA3	8	2	----	1634 619	1634 619
2-07-17	PLUG, Steering Link Tie Rod End Cover		*	*1858 115	*1858 115	*1858 115
2-07-41	SHIELD, Steering Link Outer Tie Rod End Seal					
	Right	1		1858 262	1858 262	1858 262
	Left	1		1858 263	1858 263	1858 263
2-08-0 FRONT WHEEL UPPER CONTROL ARM						
2-08-5	ARM, Right	6	1	2071 452		
	Left	6	1	2071 453		
	Right, except TA3		1	----	1857 856	
	Left, except TA3		1	----	1857 857	
	Right, TA3, TC1, TC2, TC3	8	1	----	2207 086	2207 086
	Left, TA3, TC1, TC2, TC3	8	1	----	2207 087	2207 087
	Right, TY1	8	1	----	----	2207 184
	Left, TY1	8	1	----	----	2207 185
2-08-7	BUSHING, Upper Control Arm, except TA3		4	2071 204	2071 204	
	TA3	8	4	----	1825 317	1825 317
2-08-11	SLEEVE, Upper Control Arm Bushing, except TA3		2	----	1857 840	
	TA3, TC1, TC2, TC3	8	2	----	2207 200	2207 200
2-08-48	BUMPER, Frame		2	1825 314	1825 314	1825 314
2-08-55	NUT, Bumper Bolt		2	6012 031	6012 031	6012 031
2-08-57	BALL JOINT PACKAGE, Upper	6	2	2298 533		
	TC1, TC2, TC3		2	----	2298 534	2298 534
	TY1	8	2	----	----	2298 536
2-08-59	CAM and BUSHING PACKAGE, Support Bracket,		2	2084 920	2084 920	
	except TA3		2	----	2448 099	2448 099
	TA3	8	2	----		
2-08-61	SEAL, Ball Joint	6	2	2071 255		
	TC1, TC2, TC3		2	----	1825 487	1825 487
	TY1	8	2	----	----	1825 761

* Indicates use as required.

Numerals in parentheses () refer to notes.

Printed in U.S.A.

☐ Indicates parts not listed in any previous parts book.

Prices and specifications subject to change without notice.

* Indicates change or addition.

1963 PASSENGER CAR PARTS CATALOG

FRONT-SUSPENSION

CODE	PART NAME AND DESCRIPTION	CYL.	PER CAR	VALIANT DART	PLYMOUTH DODGE	CHRYSLER IMPERIAL
2-08-0 FRONT WHEEL UPPER CONTROL ARM - Cont'd						
2-08-62	WASHER, Ball Joint Stud Nut		2	----	1672 960	1672 960
2-08-63	BRACKET, Control Arm Mounting, Right	6	1	2081 840		
	Left	6	1	2081 841		
	Right, except TA3		1	----	2204 184	
	Left, except TA3		1	----	2204 185	
2-08-68	NUT, Ball Joint Stud	6	2	273 705		
	TC1, TC2, TC3		2	----	128 025	128 025
	TY1	8	2	----	----	128 027
2-08-70	REINFORCEMENT, Control Arm Mounting Bracket, except TA3		2	----	2204 244	
2-08-71	NUT, Control Arm Bolt		4	1825 449	1825 449	1825 449
2-08-72	PLUG, Upper Ball Joint		2	1858 115	1858 115	1858 115
2-10-0 FRONT WHEEL LOWER CONTROL ARM						
2-10-6	ARM, Right	6	1	2071 468		
	Right, except TA3		1	----	1857 992	
	Right, TA3, TC1, TC2, TC3	8	1	----	1858 150	1858 150
	Right, TY1	8	1	----	----	1858 160
	RIVET, Lower Control Arm Plate, Right		4	6023 293	6023 293	
2-10-7	ARM, Left	6	1	2071 469		
	Left, except TA3		1	----	1857 993	
	Left, TA3, TC1, TC2, TC3	8	1	----	1858 151	1858 151
	Left, TY1	8	1	----	----	1858 161
	RIVET, Lower Control Arm Plate, Left		4	6023 293	6023 293	
2-10-10	BUMPER, Std., except TA3		2	1858 070	1858 070	
	Std., except Sub., TA3	8	2	----	1857 682	1857 682
	Std., Sub., TA3	8	2	----	1858 153	1858 153
	Heavy Duty, except Sub., TA3	8	2	----	1858 153	1858 153
2-10-17	NUT, Bumper Retainer		2	6012 031	6012 031	6012 031
2-10-55	ARM and BALL JOINT PACKAGE, Steering Knuckle Housing Lower, Right	6	1	2275 464		
	Left	6	1	2275 465		
	Right, except TA3		1	----	2275 462	
	Left, except TA3		1	----	2275 463	
	BALL JOINT PACKAGE, Lower, TA3, TC1, TC2, TC3	8	2	----	2298 535	2298 535
	TY1	8	2	----	----	2298 537
2-10-57	BUSHING and RETAINER PACKAGE	6	2	2084 918		
			2	----	2084 045	2084 045
2-10-58	STRUT	6	2	2071 417		
	Except TA3		2	----	1857 901	
	TA3, TC1, TC2, w/o Sway Eliminator	8	2	----	E2207 027	E2207 027
	STRUT, w/SPACER, TA3, TC1, TC2, w/Sway Eliminator, w/15 in. Wheels, TC3 w/Sway Eliminator	8	2	----	E2207 042	E2207 042
	STRUT, TA3, TC1 w/14 in. Wheels, TC2, TC3 4 D. Sed., TC3 Sp. 4 D., w/Sway Eliminator	8	2	----	E2207 035	E2207 035
	TY1	8	2	----	----	E2207 029

★ Indicates use as required.

Numerals in parentheses () refer to notes.

Printed in U.S.A.

⊔ Indicates parts not listed in any previous parts book.

Prices and specifications subject to change without notice.

September 4, 1962.

CODE	PART NAME AND DESCRIPTION	C Y L.	PER CAR	VALIANT DART	PLYMOUTH DODGE	CHRYSLER IMPERIAL
2-10-0 FRONT WHEEL LOWER CONTROL ARM - Cont'd						
2-10-59	BUSHING, Lower Control Arm Strut	6	2	2071 443		
			2	----	1734 321	1734 321
2-10-60	RETAINER, Strut Bushing	6	4	2071 211		
			4	----	1734 341	1734 341
2-10-61	SHAFT PACKAGE, Lower Control Arm	6	2	2275 461		
	Except TA3		2	----	2275 460	
	SHAFT and BUSHING PACKAGE, TA3, TC1, TC2, TC3	8	2	----	1881 650	1881 650
	TY1	8	2	----	----	1881 647
2-10-62	BOLT, Strut, TA3	8	4	----	*1825 350	*1825 350
2-10-63	NUT, Strut Bushing	6	2	*6023 890		
	Strut, except TA3		2	6025 056	6025 056	
	Strut Bushing Front		2	----	1825 202	1825 202
	Strut Bolt Rear		4	----	1825 449	1825 449
2-10-64	PLUG, Lower Ball Joint		2	1858 115	1858 115	1858 115
2-10-66	SEAL, Ball Joint, except TA3	8	2	1858 209	1858 209	
	TA3, TC1, TC2, TC3		2	----	1825 488	1825 488
	TY1	8	2	----	----	1825 762
2-10-67	WASHER, Ball Joint Nut		2	----	1672 960	1672 960
2-10-68	NUT, Ball Joint Stud, TC1, TC2, TC3		2	128 027	128 027	128 027
	TY1	8	2	----	----	1671 405
2-10-72	SPACER, Bumper, except TA3	8	2	1858 247	1858 247	
	TA3		2	----	1858 155	1858 155
2-10-74	WASHER, Shaft, except TA3		2	2071 470	2071 470	
2-10-76	BUSHING, Shaft, except TA3	8	2	1858 024	1858 024	
	TA3, TC1, TC2, TC3		2	----	1636 017	1636 017
	TY1	8	2	----	----	1636 010

2-14-0 FRONT SUSPENSION TORSION PARTS

2-14-1	BOLT and SWIVEL PACKAGE, BAR or SPRING, Front End Adjusting, Std.	6	2	2275 469		
	Heavy Duty	6	2	2275 470		
	Std., except TA3		2	----	2275 468	
	Heavy Duty, except TA3		2	----	2275 469	
	Rear End Anchor Adjusting TA3, TC1, TC2, TC3 TY1	8	2	----	2196 773	2196 773
		8	2	----	----	2196 774

NOTE: The Anchor End of Torsion Bars or Springs are stamped with the last 3 digits of the part number. If the stamped number is 622, the Torsion Bar or Spring will be applicable to the right side of the car, since the last digit of the part number is a even number. Left side is indicated by an odd digit.

2-14-3	BAR or SPRING, Std., Right	6	1	2071 622		
	Std., Left	6	1	2071 623		
	Heavy Duty, Right	6	1	2071 626		
	Heavy Duty, Left	6	1	2071 627		
	Std., except Sub., Right	6	1	----	1857 774	
	Std., except Sub., Left	6	1	----	1857 775	
	Std., Sub., Right	6	1	----	1857 776	
	Std., Sub., Left	6	1	----	1857 777	
	Std., except TA3, Right	8	1	----	1857 776	
	Std., except TA3, Left	8	1	----	1857 777	
	Heavy Duty, w/o Sway Eliminator, Sub., except TA3, Right		1	----	1857 778	

* Indicates use as required.

Numerals in parentheses () refer to notes.

Printed in U.S.A.

☐ Indicates parts not listed in any previous parts book.

Prices and specifications subject to change without notice.

* Indicates change or addition.

1963 PASSENGER CAR PARTS CATALOG

CODE	PART NAME AND DESCRIPTION	CYL	PER CAR	VALIANT DART	PLYMOUTH DODGE	CHRYSLER IMPERIAL
2-14-0 FRONT SUSPENSION TORSION PARTS - Cont'd						
2-14-3	BAR or SPRING - Cont'd					
	Heavy Duty, w/o Sway Eliminator, Sub., except TA3, Left		1	----	1857 779	
	Heavy Duty, w/o Sway Eliminator, except TA3, Right		1	----	1857 778	
	Heavy Duty, w/o Sway Eliminator, except TA3, Left		1	----	1857 779	
	TA3, TC1, Std., Sub., w/Sway Eliminator, Right	8	1	----	*1825 604	*1825 604
	TA3, TC1, Std., Sub., w/Sway Eliminator, Left	8	1	----	*1825 605	*1825 605
	TA3, TC1, TC2, Std., w/o Sway Eliminator, Right	8	1	----	1825 610	1825 610
	TA3, TC1, TC2, Std., w/o Sway Eliminator, Left	8	1	----	1825 611	1825 611
	TA3, TC1, TC2, TC2-300J, TC3, Heavy Duty, w/Sway Eliminator, Right	8	1	----	1825 606	1825 606
	TA3, TC1, TC2, TC2-300J, TC3, Heavy Duty, w/Sway Eliminator, Left	8	1	----	1825 607	1825 607
	TC3, Std., w/Sway Eliminator, Right	8	1	----	----	*1825 708
	TC3, Std., w/Sway Eliminator, Left	8	1	----	----	*1825 709
	TY1, Std., Right	8	1	----	----	2275 508
	TY1, Std., Left	8	1	----	----	2275 509
	TY1, Heavy Duty, Right	8	1	----	----	2275 510
	TY1, Heavy Duty, Left	8	1	----	----	2275 511
2-14-8	ANCHOR PACKAGE, Torsion Bar or Spring, Rear End, TA3, TC1, TC2, Right	8	1	----	2196 750	2196 750
	TA3, TC1, TC2, Left	8	1	----	2196 751	2196 751
	TC3, Right	8	1	----	----	2448 314
	TC3, Left	8	1	----	----	2448 313
	TY1, except Cv. Cp., Right	8	1	----	----	2196 754
	TY1, except Cv. Cp., Left	8	1	----	----	2196 755
	TY1, Cv. Cp., Right	8	1	----	----	2196 752
	TY1, Cv. Cp., Left	8	1	----	----	2196 753
2-14-12	SEAT, Spring Front End, Adjusting Bolt Nut, Seat, Bar or Spring, Rear End, Anchor Adjusting Bolt, TA3	8	2	----	1857 549	1857 549
2-14-13	SEAL, Spring Rear End Anchor, except TA3	8	2	2071 173	2071 173	1613 388
	TA3	8	2	----	1613 388	1613 388
2-14-15	LOCK, Spring Rear End Anchor, except TA3	8	2	1671 446	1671 446	1639 171
	TA3	8	2	----	1639 171	1639 171
2-14-19	PLUG, Spring Rear End Anchor, Round Type	8	2	----	1857 580	1857 580
	Hexagon Type	8	2	----	----	1825 582
2-14-25	RETAINER, Spring Rear End Anchor Adjusting Bolt, TY1	8	2	----	----	1857 576

NOTES

★ Indicates use as required.

Numerals in parentheses () refer to notes.

Printed in U.S.A.

⊠ Indicates parts not listed in any previous parts book.

Prices and specifications subject to change without notice.

Dec. 14, 1962 Supersedes Sept. 4, 1962.

* Indicates change or addition.