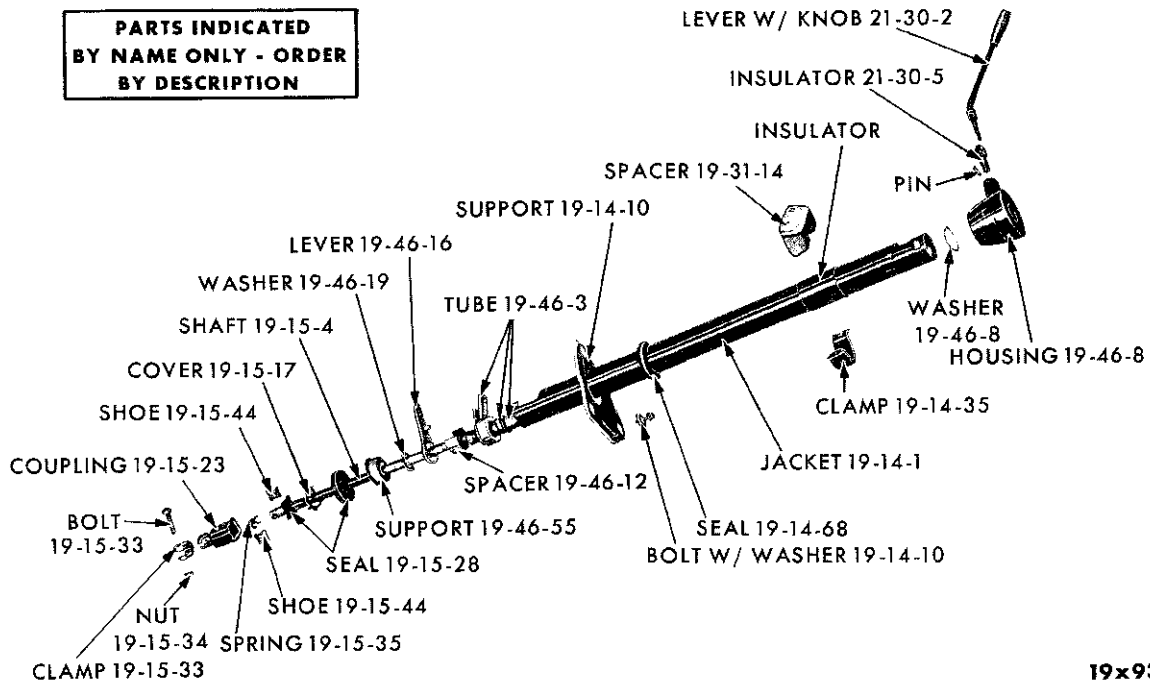


GROUP 19 - STEERING

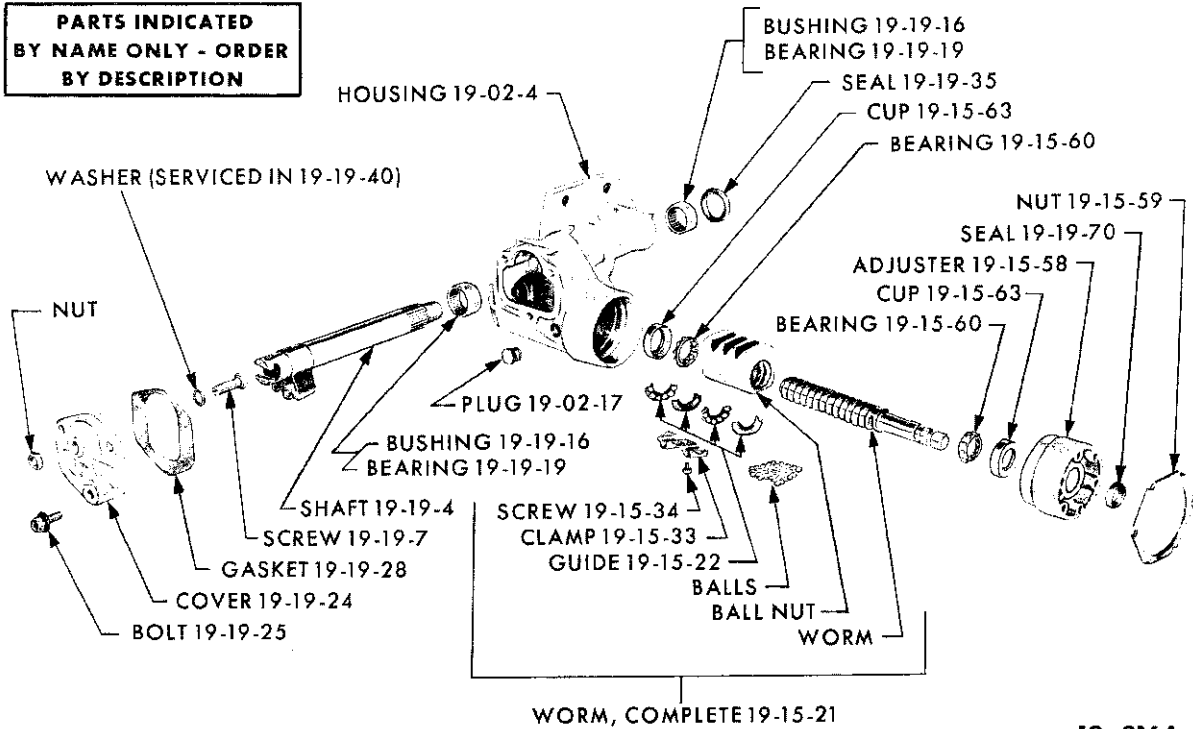
PARTS INDICATED  
BY NAME ONLY - ORDER  
BY DESCRIPTION



19x9318A

STEERING GEAR CONTROLS - PLYMOUTH SP1-2, DODGE SD1-2, VALIANT SV1 AND LANCER SL1

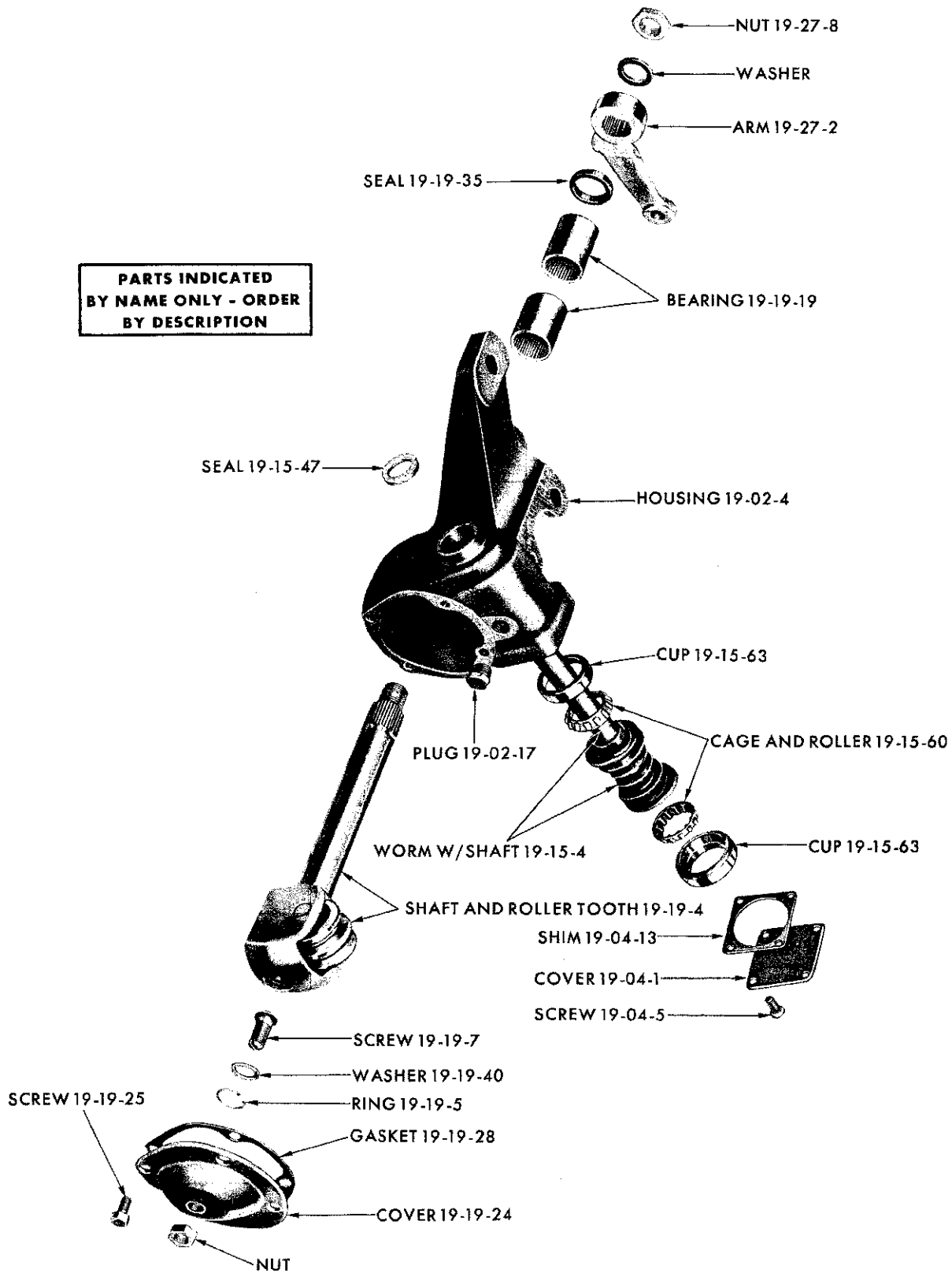
PARTS INDICATED  
BY NAME ONLY - ORDER  
BY DESCRIPTION



19x9164

MANUAL STEERING GEAR - PLYMOUTH SP1-2, DODGE SD1-2, VALIANT SV1 AND LANCER SL1

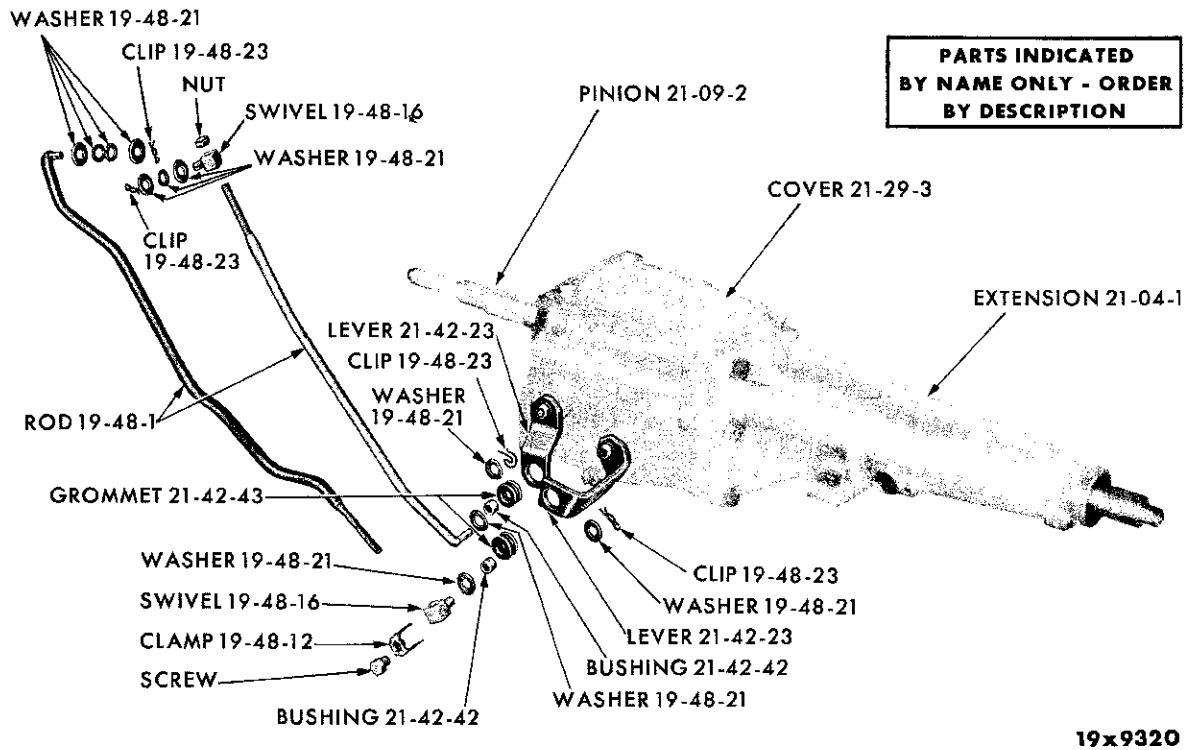
PARTS INDICATED  
BY NAME ONLY - ORDER  
BY DESCRIPTION



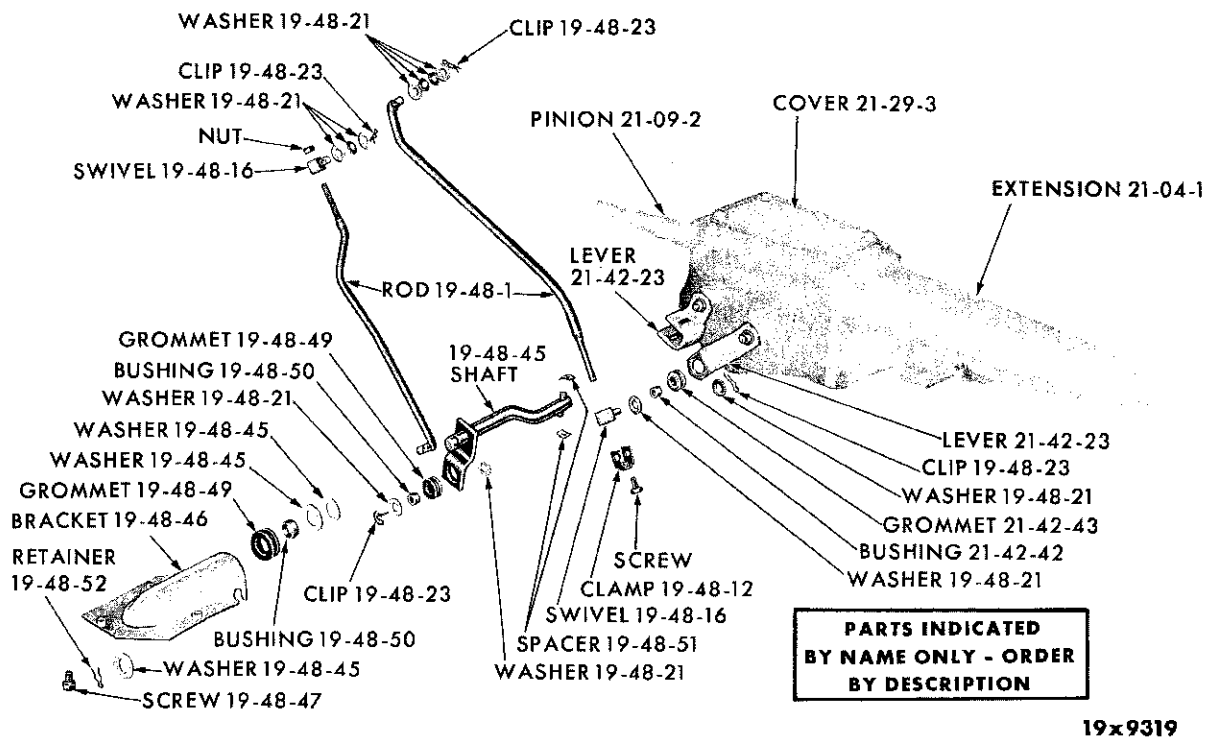
19x8970A

MANUAL STEERING GEAR - DODGE SD3 AND CHRYSLER SC1





GEARSHIFT CONTROLS - VALIANT SV1 AND LANCER SL1



GEARSHIFT (STANDARD TRANSMISSION) - PLYMOUTH SP1-2 AND DODGE SD1-2

NOTES

---

---

---

---

---

---

---

---

---

---

---

---

---

---

---

---

---

---

---

---

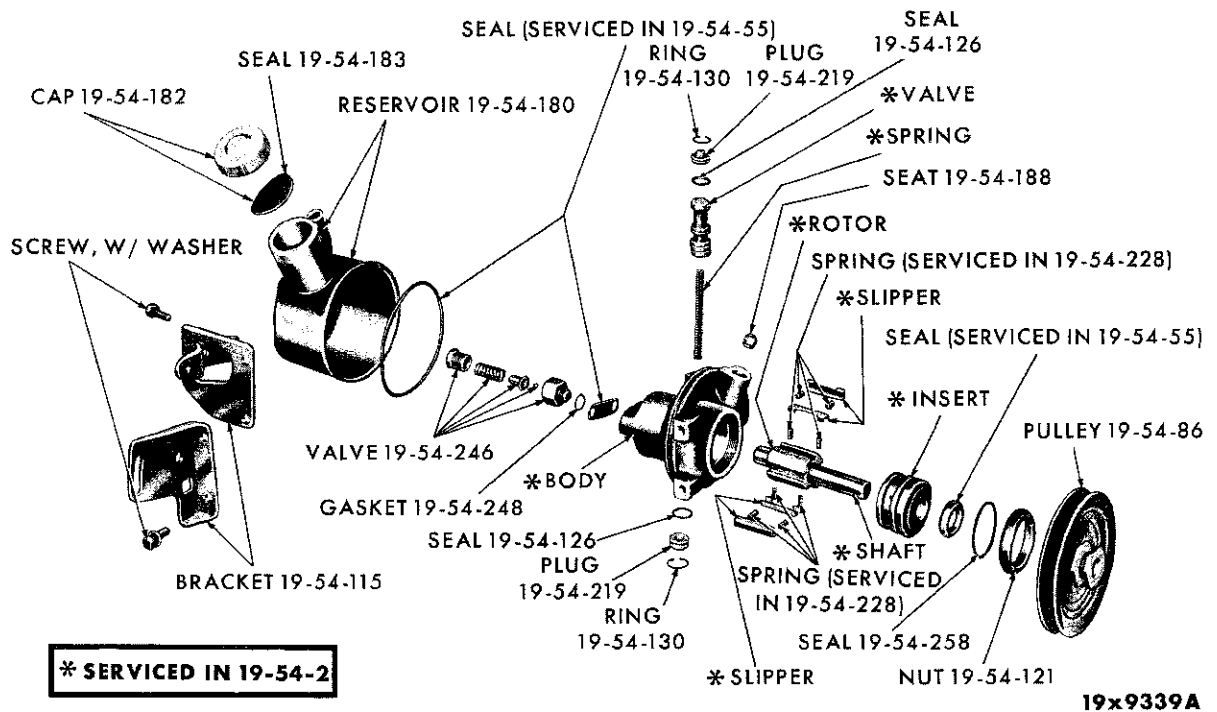
---

---

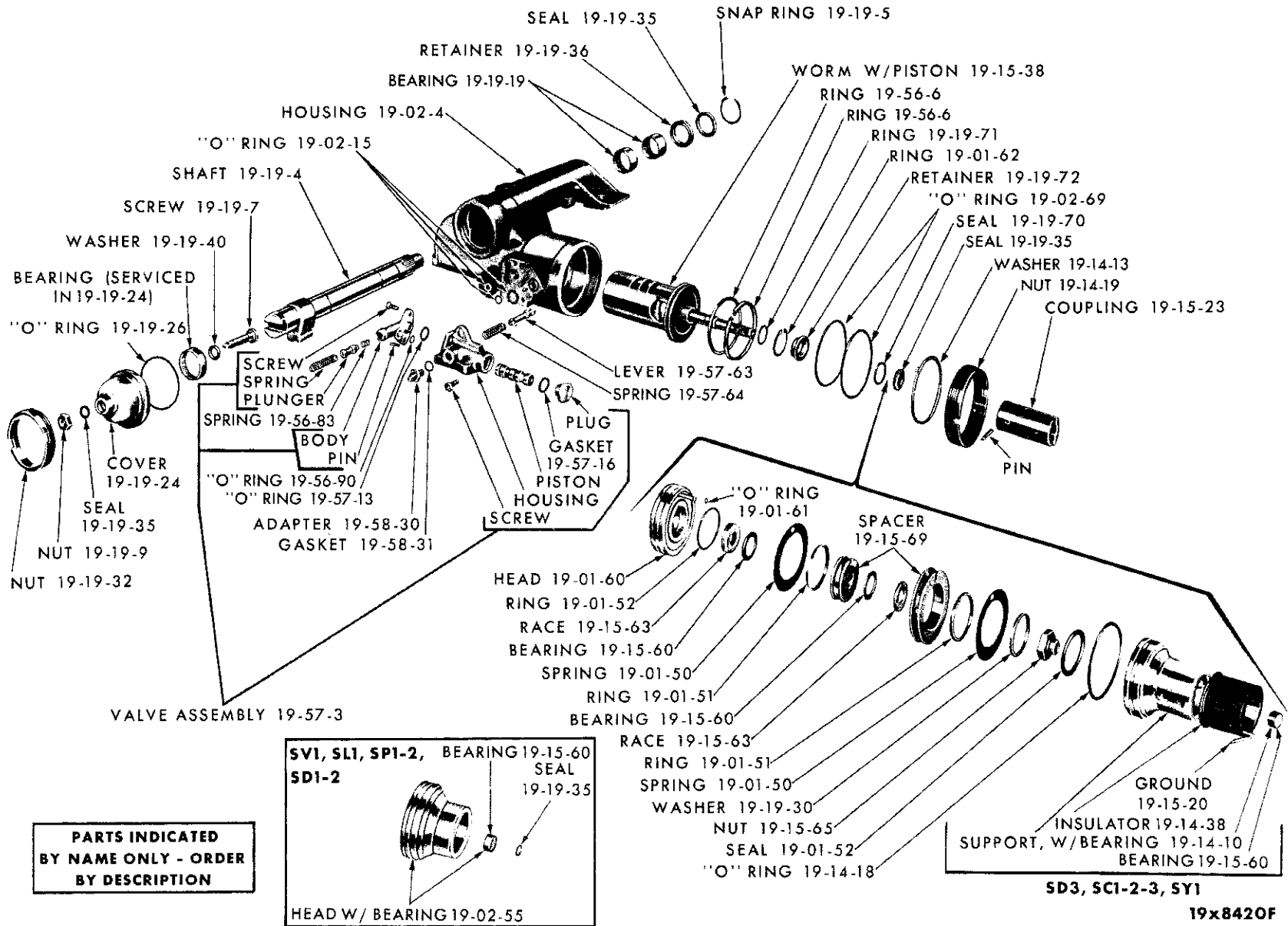
---

---

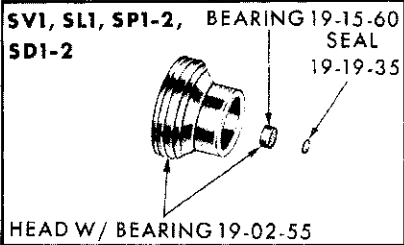
---



POWER STEERING PUMP



**PARTS INDICATED  
BY NAME ONLY - ORDER  
BY DESCRIPTION**



POWER STEERING GEAR

CODE	PART NAME AND DESCRIPTION	C Y L.	PER CAR	VALIANT LANCER	PLYMOUTH DODGE	CHRYSLER IMPERIAL
------	---------------------------	--------------	------------	-------------------	-------------------	----------------------

STANDARD STEERING

**19-01-0 STEERING GEAR ASSEMBLY**

19-01-3	OVERHAUL PACKAGE, except SD3 . . . . .	8	1	*2279 955	*2279 954	
	SD3, SC1 . . . . .		1	----	*2196 995	*2196 995
19-01-8	CHUCK, except SD3 . . . . .	8	1	*2267 160	*2267 160	
	SD3, SC1 . . . . .		1	----	*2201 622	*2201 622
19-01-12	BOLT, Housing to Frame, 4 1/2" x 7/16", SD3, SC1 . . . . .	8	2	----	*2201 621	*2201 621
	4 5/8" x 7/16", SD3, SC1 . . . . .	8	2	----	*2201 620	*2201 620
19-01-24	SPACER, Frame Bolt, SD3, SC1 . . . . .	8	1	----	*1733 218	*1733 218

**19-02-0 STEERING GEAR HOUSING**

19-02-4	HOUSING, except SD3 . . . . .	8	1	*2127 099	*2127 099	
	SD3, SC1 . . . . .		1	----	*2200 719	*2200 719
19-02-17	PLUG, Filler, SC1 . . . . .		1	1673 974	1673 974	1673 974
19-02-18	WASHER, Housing to Frame Bolt Plain, SD3, SC1 To Bracket Bolt Coned, except SD3 . . . . .	8	1	----	* 562 704	* 562 704
			3	*1531 725	*1531 725	

**19-04-0 STEERING GEAR HOUSING COVER**

19-04-1	COVER, SD3, SC1 . . . . .	8	1	----	*2201 237	*2201 237
19-04-5	SCREW, Cover, SD3, SC1 . . . . .	8	4	----	*1134 479	*1134 479
19-04-13	SHIM, .003" thk., SD3, SC1 . . . . .	8	★	----	*1123 313	*1123 313
	.006" thk., SD3, SC1 . . . . .	8	★	----	* 620 180	* 620 180
	.011" thk., SD3, SC1 . . . . .	8	★	----	* 620 181	* 620 181
	.0275" thk., SD3, SC1 . . . . .	8	★	----	*1856 992	*1856 992

**19-14-0 STEERING GEAR COLUMN JACKET**

19-14-1	JACKET, w/Auto. Trans., except SD3 . . . . .		1	*2265 621	*2265 621	
	w/Std. Trans., except SD3 . . . . .		1	*2265 670	*2265 670	
	SD3, SC1 . . . . .	8	1	----	*2123 668	*2201 232
19-14-4	BEARING, except SD3 . . . . .		1	*2265 656	*2265 656	
	SD3, SC1 . . . . .	8	1	----	*1828 911	*1828 911
19-14-5	SPRING, Bearing, SD3, SC1 . . . . .	8	1	----	*1828 566	*1828 566
19-14-6	WASHER, Bearing, SD3, SC1 . . . . .	8	1	----	*2260 099	*2260 099
19-14-10	SUPPORT, except SD3 . . . . .		1	*2265 664	*2265 693	
	BOLT, w/WASHER, Support Plate, except SD3 .		4	*6022 339	*6022 339	
	STUD, Support Plate, except SD3 . . . . .		1	----	*6022 016	
19-14-15	SPACER, Bearing, SD3, SC1 . . . . .	8	1	----	*1316 772	*1316 772
19-14-16	SNAP RING, Bearing, SD3, SC1 . . . . .	8	2	----	*1944 011	*1944 011
	Upper, except SD3 . . . . .		1	*6023 044	*6023 044	
	Lower, except SD3 . . . . .		1	*6023 045	*6023 045	
19-14-21	HOUSING, Shaft Bearing, except SD3 . . . . .		1	*2265 652	*2265 652	
	BOLT, except SD3 . . . . .		3	*6023 036	*6023 036	
19-14-23	PLATE, Shaft Bearing Retainer, except SD3 . . .		1	*2265 654	*2265 654	
	SCREW, except SD3 . . . . .		3	*6023 088	*6023 088	

★ Indicates use as required.

⊘ Indicates parts not listed in any previous parts book.

\* Indicates change or addition.

Numerals in parentheses ( ) refer to notes.

Prices and specifications subject to change without notice.

# 1962 PASSENGER CAR PARTS CATALOG

STEERING

CODE	PART NAME AND DESCRIPTION	CYL	PER CAR	VALIANT LANCER	PLYMOUTH DODGE	CHRYSLER IMPERIAL
------	---------------------------	-----	---------	----------------	----------------	-------------------

## STANDARD STEERING

### 19-14-O STEERING GEAR COLUMN JACKET - Cont'd

19-14-24	COVER, Bearing Housing, w/Auto. Trans., except SD3 . . . . .		1	*2265 622	*2265 622	
19-14-29	STRUT, Column to Windshield Lower Frame Support	6	1	2292 366		
19-14-35	CLAMP, Column, except SD3 . . . . .		1	*2162 858	*2162 191	
	Jacket, SD3, SC1 . . . . .		1	----	*2201 272	*2201 272
	To Support Strut . . . . .	6	1	2292 367		
	SCREW, w/WASHER, Column Clamp . . . . .		2	----	*6022 245	
19-14-38	INSULATOR, Column Shaft Bearing, except SD3 . . Column, SD3 . . . . .	8	1	*2265 658 ----	*2265 658 *1602 951	
19-14-42	BUSHING, Jacket, SD3, SC1 . . . . .	8	2	----	*2201 624	*2201 624
19-14-68	SEAL, Jacket, except SD3 . . . . .		1	*2265 697	*2265 697	
	SD3, SC1 . . . . .	8	1	----	*2201 234	*2201 234
19-14-72	SCREW, w/WASHER, to Floor, SC1 . . . . .	8	6	----	----	6008 218

### 19-15-O STEERING GEAR TUBE AND COUPLING

19-15-4	SHAFT, w/PIN, except SD3 . . . . .		1	*2266 683	*2266 681	
	TUBE, w/HUB, SD3, SC1 . . . . .	8	1	----	*2200 748	*2200 749
	TUBE, SD3 . . . . .	8	1	----	*2200 748	
	WORM, w/Ball NUT, Complete, except SD3 . . . . .		1	*2267 139	*2267 139	
	WORM, w/SHAFT, SD3, SC1 . . . . .	8	1	----	*2127 017	*2127 017
19-15-12	GROMMET, Tube, SD3, SC1 . . . . .	8	1	----	*1403 226	*1403 226
19-15-17	COVER, Column Shaft Coupling, except SD3 . . . . .		1	*2266 708	*2266 708	
19-15-20	HORN GROUND, Coupling, SD3, SC1 . . . . .		1	----	*2207 843	*2207 843
19-15-21	WORM, w/Ball NUT, Complete, except SD3 . . . . .		1	*2267 139	*2267 139	
19-15-23	COUPLING, w/PLUG, Shaft, except SD3 . . . . .		1	*2266 685	*2266 685	
19-15-28	SEAL, Shaft, except SD3 . . . . .		1	*2266 738	*2266 738	
	Shaft Coupling, except SD3 . . . . .		1	*2266 707	*2266 707	
19-15-30	NUT, Coupling Clamp Bolt, except SD3 . . . . .		1	*6023 022	*6023 022	
	Shaft Coupling, except SD3 . . . . .		1	*6023 022	*6023 022	
19-15-33	CLAMP, Shaft Coupling, except SD3 . . . . .		1	*2265 613	*2265 613	
	BOLT, Clamp, except SD3 . . . . .		1	*6023 246	*6023 246	
19-15-35	SPRING, Shaft Coupling, except SD3 . . . . .		1	*2266 737	*2266 737	
19-15-44	SHOE, Shaft Coupling, except SD3 . . . . .		2	*2266 736	*2266 736	
19-15-47	OIL SEAL, Worm Shaft, SD3, SC1 . . . . .	8	1	----	*2200 730	*2200 730
19-15-48	HUB, Worm Shaft, SD3, SC1 . . . . .	8	1	----	*2260 484	*2260 484
19-15-58	ADJUSTER, Worm Bearing, except SD3 . . . . .		1	*2127 146	*2127 146	
19-15-59	NUT, Worm Shaft Adjuster Lock, except SD3 . . . . .		1	*2127 083	*2127 083	
19-15-60	BEARING, Worm Thrust, except SD3 . . . . .		2	*2072 060	*2072 060	
	CAGE and ROLLER, SD3, SC1 . . . . .		2	----	* 640 086	* 640 086

\* Indicates use as required.

Numerals in parentheses ( ) refer to notes.

Printed in U.S.A.

⊠ Indicates parts not listed in any previous parts book.

Prices and specifications subject to change without notice.

May 1, 1962 Supersedes Nov. 30, 1961.

\* Indicates change or addition.



CODE	PART NAME AND DESCRIPTION	CYL.	PER CAR	VALIANT LANCER	PLYMOUTH DODGE	CHRYSLER IMPERIAL
------	---------------------------	------	---------	----------------	----------------	-------------------

STANDARD STEERING

**19-15-O STEERING GEAR TUBE AND COUPLING - Cont'd**

19-15-63	CUP, Worm Thrust Bearing, except SD3 . . . . .	8	2	*2127 097	*2127 097	
	Lower, SD3, SC1 . . . . .	8	1	----	* 637 539	* 637 539
	Upper, SD3, SC1 . . . . .	8	1	----	* 376 751	* 376 751
19-15-109	DISC, Flexible Joint, SD3, SC1 . . . . .	8	1	----	*1856 999	*1856 999
19-15-110	BOLT, Coupling, SD3, SC1 . . . . .	8	2	----	*1857 003	*1857 003
	Drive, SD3, SC1 . . . . .	8	2	----	*1857 001	*1857 001
19-15-111	PLATE, Flexible Joint, SD3, SC1 . . . . .	8	4	----	*1857 004	*1857 004

**19-19-O STEERING GEAR SHAFT AND ROLLER TOOTH ASSEMBLY**

19-19-4	SHAFT, except SD3 . . . . .	8	1	*2127 104	*2127 104	
	w/Roller TOOTH, SD3, SC1 . . . . .	8	1	----	*2201 612	*2201 612
19-19-5	SNAP RING, Shaft, SD3, SC1 . . . . .	8	1	----	*2126 978	*2126 978
19-19-7	SCREW, Shaft Adjusting, except SD3 . . . . .	8	1	*2267 178	*2267 178	
	SD3, SC1 . . . . .	8	1	----	* 682 905	* 682 905
19-19-16	BUSHING, Shaft . . . . .	6	2	2267 128		
19-19-19	BEARING, Shaft, except SD3 . . . . .	8	2	----	*2126 890	
	Lower, SD3, SC1 . . . . .	8	1	----	*2123 170	*2123 170
	Upper, SD3, SC1 . . . . .	8	1	----	*2123 169	*2123 169
19-19-24	COVER, Shaft, except SD3 . . . . .	8	1	*2267 152	*2267 152	
	SD3, SC1 . . . . .	8	1	----	*1829 128	
19-19-25	BOLT, w/WASHER, Shaft Cover, except SD3 . . . . .	8	3	*6025 063	*6025 063	
	SCREW, SD3, SC1 . . . . .	8	4	----	*1188 668	*1188 668
	Housing Cover, SD3 . . . . .	8	4	----	*1134 479	*1134 479
19-19-28	GASKET, Shaft Cover, except SD3 . . . . .	8	1	*2127 108	*2127 108	
	SD3, SC1 . . . . .	8	1	----	*1738 206	*1738 206
19-19-35	OIL SEAL, Shaft, except SD3 . . . . .	8	1	*2127 154	*2127 154	
	SD3, SC1 . . . . .	8	1	----	*1730 985	*1730 985
19-19-40	WASHER PACKAGE, Shaft Adjusting Screw, except SD3 . . . . .	8	1	*2279 961	*2279 961	
	WASHER, Shaft Thrust, SD3, SC1 . . . . .	8	1	----	*1329 092	*1329 092
19-19-70	SEAL, Worm Shaft, except SD3 . . . . .	8	1	*2267 156	*2267 156	

**19-27-O STEERING GEAR ARM AND IDLER ARM**

19-27-2	ARM, Gear, except SD3 . . . . .	8	1	*2072 573	*1858 017	
	SD3, SC1 . . . . .	8	1	----	*1824 941	*1824 941
19-27-8	NUT, Arm, SC1 . . . . .	8	1	1392 770	1392 770	1392 770
19-27-31	ARM, Idler, except SD3 . . . . .	8	1	*2072 577	*1858 067	
	SD3, SC1 . . . . .	8	1	----	*1734 335	*1734 335
19-27-33	BRACKET, Idler Arm, except SD3 . . . . .	8	1	E2401 053	E2401 051	
	SD3, SC1 . . . . .	8	1	----	*1671 702	*1671 702
19-27-34	BUSHING, Idler Arm, SD3, SC1 . . . . .	8	1	----	*1734 327	*1734 327

★ Indicates use as required.

Numerals in parentheses ( ) refer to notes.

Printed in U.S.A.

⊠ Indicates parts not listed in any previous parts book.

Prices and specifications subject to change without notice.

\* Indicates change or addition.

# 1962 PASSENGER CAR PARTS CATALOG

STEERING

CODE	PART NAME AND DESCRIPTION	CYL.	PER CAR	VALIANT LANCER	PLYMOUTH DODGE	CHRYSLER IMPERIAL
------	---------------------------	------	---------	----------------	----------------	-------------------

## STANDARD STEERING

### 19-27-O STEERING GEAR ARM AND IDLER ARM - Cont'd

19-27-40	SEAL, Idler Arm End, except SD3 . . . . .		1	1857 748	1670 299	
	Idler Arm Bracket Stud, except SD3 . . . . .		1	1857 748	1670 299	
19-27-45	BOLT, Idler Arm, SD3, SC1 . . . . .	8	1	---- --	1734 326	1734 326
19-27-50	LINK, Center, except SD3 . . . . .		1	2072 571	1858 015	
	SD3, SC1 . . . . .	8	1	---- --	1673 008	1673 008
19-27-55	SEAL, Center Link, SD3, SC1 . . . . .	8	2	---- --	1670 299	1670 299

### 19-30-O STEERING WHEEL

19-30-4	WHEEL, Black Frost, w/Horn Button . . . . .	6	1	2266 206		
	Blue . . . . .	6	1	2266 207		
	Cordovan . . . . .	6	1	2266 212		
	Green, w/Horn Ring . . . . .	6	1	2266 216		
	Red . . . . .	6	1	2266 208		
	White, Service Only . . . . .	6	1	2266 213		
	Alabaster, Service Only, except SD3 . . . . .		1	---- --	E2405 011	
	Beige, SD2 Polara . . . . .	8	1	---- --	2266 719	
	Black Frost, w/o Spoke Inlay, SP1, SP2 . . . . .		1	---- --	2265 341	
	Black Frost, w/Spoke Inlay, except SD3 . . . . .		1	---- --	2207 880	
	Blue, w/Spoke Inlay, except SD3 . . . . .		1	---- --	2260 984	
	Blue, SD3 . . . . .	8	1	---- --	2405 003	

	Cordovan, w/Spoke Inlay, except SD3 . . . . .		1	---- --	2260 986	
	Cordovan, SD3 . . . . .	8	1	---- --	2405 004	
	Gray, SD3 . . . . .	8	1	---- --	2201 316	
	Green, w/Spoke Inlay, except SD3 . . . . .		1	---- --	2260 985	
	Red, W/Spoke Inlay, except SD3 . . . . .		1	---- --	2260 987	
	Red, SD3 . . . . .	8	1	---- --	2201 317	
	Black, Police Cars . . . . .		1	---- --	2265 600	
	Plastic, White Pearl and Black, except SD3 . . . . .		1	---- --	2260 978	
	Plastic, White Pearl and Blue, except SD3 . . . . .		1	---- --	2260 975	
	Plastic, White Pearl and Cordovan, except SD3 . . . . .		1	---- --	2260 977	
	Plastic, White Pearl and Green, except SD3 . . . . .		1	---- --	2260 976	
	Plastic, White Pearl and Red, except SD3 . . . . .		1	---- --	2260 979	

	Rubber, Alabaster, Service Only, SC1 . . . . .	8	1	---- --		E2405 019
	Rubber, Black Frost, SC1 . . . . .	8	1	---- --		2260 996
	Rubber, Blue, SC1 . . . . .	8	1	---- --		2260 981
	Rubber, Red, SC1 . . . . .	8	1	---- --		2260 998
	Rubber, Medium Tan, SC1 . . . . .	8	1	---- --		2260 997
	Rubber, Saddle Tan, SC1 . . . . .	8	1	---- --		2266 716
	Plastic, Alabaster, Service Only, SC1 . . . . .	8	1	---- --		E2405 018
	Plastic, Clear and Black Frost, SC1 . . . . .	8	1	---- --		2265 616
	Plastic, Clear and Blue, SC1 . . . . .	8	1	---- --		2265 615
	Plastic, Clear and Red, SC1 . . . . .	8	1	---- --		2265 618
	Plastic, Clear and Medium Tan, SC1 . . . . .	8	1	---- --		2265 617
	Plastic, Clear and Saddle Tan, SC1 . . . . .	8	1	---- --		2266 717

19-30-18	NUT, Wheel, except SD3 . . . . .		1	145 032	145 032	
	SD3, SC1 . . . . .	8	1	---- --	2200 577	2200 577

### 19-31-O STEERING COLUMN BRACKET

19-31-1	BRACKET, Column, SD3, SC1 . . . . .	8	1	---- --	1839 984	1902 223
	Column Jacket, SD3, SC1 . . . . .	8	1	---- --	2260 992	2260 992
	w/NUT, to Windshield Lower Frame, except SD3 . . . . .		1	---- --	2162 706	
19-31-14	SPACER, Column to Bracket, except SD3 . . . . .		1	---- --	2162 530	
	Column Bracket and Reinforcement, SC1 . . . . .	8	2	---- --		2161 617

★ Indicates use as required. Numerals in parentheses ( ) refer to notes. Printed in U.S.A.  
 ☐ Indicates parts not listed in any previous parts book. Prices and specifications subject to change without notice.  
 March 8, 1963 Supersedes May 1, 1962. Page 19-6 \* Indicates change or addition.

CODE	PART NAME AND DESCRIPTION	CYL.	PER CAR	VALIANT LANCER	PLYMOUTH DODGE	CHRYSLER IMPERIAL
------	---------------------------	------	---------	----------------	----------------	-------------------

STANDARD STEERING

**19-31-O STEERING COLUMN BRACKET - Cont'd**

19-31-15	NUT, w/WASHER, Support Strut Attaching . . . . .	6	1	*2076 232		
	Column Bracket, SD3, SC1 . . . . .	8	2	----	*2076 232	*2076 232
	SPEED NUT, Bracket Attaching, SD3 . . . . .	8	2	----	*1327 986	
19-31-19	STUD, Bracket, SC1 . . . . .	8	2	----		6010 043
	Column Cap Attaching, SD3 . . . . .	8	2	----	*1901 587	
	NUT, Bracket to Lower Reinforcement Attaching, SC1 . . . . .	8	2	----		6012 032
	SCREW, w/WASHER, Bracket to Windshield Lower Frame . . . . .		2	----	6023 083	
19-31-24	CAP, Column, SD3, SC1 . . . . .	8	1	----	*1839 685	*1839 685
	CAP, Column Bracket, SD3 . . . . .	8	1	----	*1839 985	

**19-46-O GEARSHIFT ROD OR TUBE**

19-46-3	TUBE, w/Std. Trans., except SD3 . . . . .		1	*2265 676	*2265 676	
19-46-8	HOUSING, Gearshift, except SD3 . . . . .		1	*2265 650	*2265 650	
	WASHER, Spring, except SD3 . . . . .		1	B6023 046	B6023 046	
19-46-12	SPACER, Tube Lever, w/Std. Trans., except SD3.		1	*2265 688	*2265 688	
19-46-16	LEVER, Tube, w/Std. Trans., First and Reverse, except SD3 . . . . .		1	*2265 682	*2265 682	
19-46-19	WASHER, Tube Lever, w/Std. Trans., except SD3		1	*2265 687	*2265 687	
19-46-55	SUPPORT, Tube Lever, w/Std. Trans., except SD3		1	*2265 689	*2265 689	

**19-48-O GEARSHIFT CONTROL RODS**

NOTE: Approximately November 24, 1961 and AFTER Engine No. 86488, the heavy duty transmission was made Standard equipment on the SP2 and SD2 Models. The heavy duty transmission can also be identified by the cast iron extension while the standard transmission has an aluminum extension.

19-48-1	ROD, Second and High, w/Std. Trans., except SD3		1	*2266 410	*2208 154	
	First and Reverse, except SD3 . . . . .		1	*2208 175	*2208 153	
	Heavy Duty, First and Reverse, except SD3 . . .		1	----	*2208 171	
19-48-7	SMALL PARTS PACKAGE, w/Std. Trans., except SD3. . . . .		1	*2298 507	*2298 508	
	Heavy Duty, except SD3 . . . . .		1	----	*2298 509	
19-48-12	CLAMP, Rod, First and Reverse, except SD3 . . .		1	*2204 274	*2204 274	
19-48-16	SWIVEL, Rod, First and Reverse, except SD3 . . .		1	*2208 155	*2208 155	
	Second and High, except SD3 . . . . .		1	*2074 521	*2074 521	
19-48-21	WASHER, Swivel, Plain, Second and High, except SD3 . . . . .		2	* 631 217	* 631 217	
	First and Reverse, except SD3 . . . . .		★	* 631 217	* 631 217	
	Spring, except SD3 . . . . .		2	*6025 070	*6025 070	
	Heavy Duty, Swivel, First and Reverse, except SD3 . . . . .		2	----	*1533 190	

★ Indicates use as required. Numerals in parentheses ( ) refer to notes. Printed in U.S.A.  
 ☐ Indicates parts not listed in any previous parts book. Prices and specifications subject to change without notice.  
 \* Indicates change or addition. Page 19-7 May 1, 1962 Supersedes Sept, 15, 1961.



CODE	PART NAME AND DESCRIPTION	CYL.	PER CAR	VALIANT LANCER	PLYMOUTH DODGE	CHRYSLER IMPERIAL
------	---------------------------	------	---------	----------------	----------------	-------------------

POWER STEERING

**19-01-0 STEERING GEAR ASSEMBLY**

19-01-4	"O" RING and SEAL PACKAGE, except SD3 . . . . .		1	*2279 995	*2279 995	
	SD3, SC1, SC2, SC3 . . . . .	8	1	----	*2084 839	*2084 839
	SY1 . . . . .	8	1	----	----	2084 840
19-01-8	CHUCK, except SD3 . . . . .		1	*2127 010	*2127 010	
	SD3, SC1, SC2, SC3 . . . . .	8	1	----	*1733 763	*1733 763
	SY1 . . . . .	8	1	----	----	2122 032
19-01-12	BOLT, Housing to Frame, SD3 . . . . .	8	2	----	*2201 620	*2201 620
	Housing to Frame Wedge, SD3, SC1, SC2 . . . . .	8	1	----	*2200 554	*2200 554
	SC3, SY1 . . . . .	8	1	----	----	2200 556
19-01-24	SPACER, Frame, Bolt, SD3, SC1, SC2 . . . . .	8	1	----	*1733 218	*1733 218
19-01-50	SPRING, Reaction, SC1, SC2, SC3 . . . . .		2	1822 134	1822 134	1822 134
	SY1 . . . . .	8	2	----	----	1822 953
19-01-51	RING, Reaction, SC1, SC2, SC3 . . . . .		2	1822 150	1822 150	1822 150
	SY1 . . . . .	8	2	----	----	1733 791
19-01-52	"O" RING, Reaction, Upper, SC1, SC2, SC3 . . . . .		1	1822 151	1822 151	1822 151
	Upper, SY1 . . . . .	8	1	----	----	1733 593
	Lower, SC1, SC2, SC3 . . . . .		1	1822 149	1822 149	1822 149
	Lower, SY1 . . . . .	8	1	----	----	1823 091
19-01-60	HEAD, Cylinder, SC1, SC2, SC3 . . . . .		1	1823 157	1823 157	1823 157
	SY1 . . . . .	8	1	----	----	1823 161
19-01-61	"O" RING, Cylinder Head Ferrule . . . . .		1	1486 205	1486 205	1486 205
19-01-62	SNAP RING, Cylinder Head . . . . .		1	1822 321	1822 321	1822 321

**19-02-0 STEERING GEAR HOUSING**

19-02-4	HOUSING, except SD3 . . . . .		1	*2127 012	*2127 012	
	HOUSING PACKAGE, SD3 . . . . .	8	1	----	*2240 602	*2240 602
19-02-13	BOLT, to Frame Wedge, SC3, SY1 . . . . .	8	1	----	----	2200 556
	SC2 . . . . .	8	1	----	----	2200 554
19-02-15	"O" RING, Housing . . . . .		1	1823 150	1823 150	1823 150
	Port . . . . .		2	1556 385	1556 385	1556 385
19-02-18	WASHER, Housing to Frame Bolt Plain, SD3, SC1, SC2, SC3 . . . . .	8	1	----	* 562 704	* 562 704
	Housing to Frame Wedge Plain, SC2, SC3, SY1 . . . . .	8	★	----	----	566 170
19-02-20	SPACER, Housing to Frame, SD3 . . . . .	8	5	----	*1671 586	*1671 586
19-02-21	WEDGE, Housing to Frame, SD3 . . . . .	8	1	----	*1671 587	*1671 587
19-02-55	HEAD, Housing, except SD3 . . . . .		1	*2126 946	*2126 946	
19-02-69	"O" RING, Cylinder Head . . . . .		2	1733 562	1733 562	1733 562

**19-14-0 STEERING GEAR COLUMN JACKET**

19-14-1	JACKET, w/Std. Trans., except SD3 . . . . .		1	*2265 670	*2265 670	
	w/Auto. Trans., except SD3 . . . . .		1	*2265 621	*2265 621	
	SD3 . . . . .	8	1	----	*2123 670	
	SC1, SC2 . . . . .	8	1	----	----	1945 782
	SC3 . . . . .	8	1	----	----	1945 777
	SY1 . . . . .	8	1	----	----	2123 730

★ Indicates use as required. Numerals in parentheses ( ) refer to notes. Printed in U.S.A.  
 ☐ Indicates parts not listed in any previous parts book. Prices and specifications subject to change without notice.  
 \* Indicates change or addition. May 1, 1962 Supersedes Sept. 15, 1961.

CODE	PART NAME AND DESCRIPTION	CYL.	PER CAR	VALIANT LANCER	PLYMOUTH DODGE	CHRYSLER IMPERIAL
------	---------------------------	------	---------	----------------	----------------	-------------------

POWER STEERING

**19-14-O STEERING GEAR COLUMN JACKET - Cont'd**

19-14-4	BEARING, except SD3 . . . . . SD3 . . . . .	8	1 1	*2265 656 ----	*2265 656 *1828 911	*1828 911
19-14-5	SPRING, Bearing, SD3 . . . . .	8	1	----	*1828 566	*1828 566
19-14-6	WASHER, Bearing, SD3 . . . . .	8	1	----	*2260 099	*2260 099
19-14-10	SUPPORT, except SD3 . . . . . SD3, SC1, SC2, SC3 . . . . . SY1 . . . . . BOLT, w/WASHER, Support Plate, except SD3 . . . . . STUD, Support Plate, except SD3 . . . . .	8 8 8	1 1 1	*2265 664 ---- ----	*2265 693 *1823 155 ----	*1823 155 1823 160
19-14-13	WASHER, Support Nut . . . . .		1	1733 588	1733 588	1733 588
19-14-15	SPACER, Bearing, SD3 . . . . .	8	1	----	*1316 772	*1316 772
19-14-16	SNAP RING, Bearing, SD3 . . . . . Upper, except SD3 . . . . . Lower, except SD3 . . . . .	8	2 1 1	---- *6023 044 *6023 045	*1944 011 *6023 044 *6023 045	*1944 011
19-14-18	"O" RING, Support . . . . .		1	1733 602	1733 602	1733 602
19-14-19	NUT, Support . . . . .		1	1733 625	1733 625	1733 625
19-14-21	HOUSING, Shaft Bearing, except SD3 . . . . . BOLT, except SD3 . . . . .		1 3	*2265 652 *6023 036	*2265 652 *6023 036	
19-14-23	PLATE, Shaft Bearing Retainer, except SD3 . . . . . SCREW, except SD3 . . . . .		1 3	*2265 654 *6023 088	*2265 654 *6023 088	
19-14-24	COVER, Bearing Housing, w/Auto. Trans., except SD3 . . . . .		1	*2265 622	*2265 622	
19-14-29	STRUT, Column to Windshield Lower Frame Support	6	1	2292 366		
19-14-35	CLAMP, Column, except SD3 . . . . . SY1 . . . . . Jacket, SD3 . . . . . To Support Strut . . . . . SCREW, w/WASHER, Column Clamp, except SD3	8 8 6 2	1 1 1 1	*2162 858 ---- ---- 2292 367 ----	*2162 191 ---- *1820 385 *6022 245	*2161 160 *1820 385
19-14-38	INSULATOR, Column Shaft Bearing, except SD3 . . . . . Column Jacket, SD3 . . . . . Column, SD3 . . . . .	8 8	1 1 1	*2265 658 ---- ----	*2265 658 *1850 547 *1602 951	*1850 547
19-14-68	SEAL, Jacket, except SD3 . . . . .		1	*2265 697	*2265 697	
19-14-72	SCREW, w/WASHER, to Floor, SC1, SC2, SC3 . . . . . SY1 . . . . .	8 8	6 5	---- ----	---- ----	6008 218 6000 160

**19-15-O STEERING GEAR TUBE AND COUPLING**

19-15-4	SHAFT, w/PIN, except SD3 . . . . . TUBE, SD3, SC1, SC2 . . . . . SC3 . . . . . SY1 . . . . .	8 8 8 8	1 1 1 1	*2266 684 ---- ---- ----	*2266 682 *1948 688 ---- ----	*1948 691 1948 692 2123 722
19-15-10	INSULATOR, Tube, SD3 . . . . .	8	1	----	*1822 668	*1822 668
19-15-11	INSERT, Tube Insulator, SD3 . . . . .	8	2	----	*1822 667	*1822 667

★ Indicates use as required. Numerals in parentheses ( ) refer to notes. Printed in U.S.A.  
 B Indicates parts not listed in any previous parts book. Prices and specifications subject to change without notice.  
 May 1, 1962 Supersedes Nov. 30, 1961. Page 19-10 \* Indicates change or addition.

CODE	PART NAME AND DESCRIPTION	CYL.	PER CAR	VALIANT LANCER	PLYMOUTH DODGE	CHRYSLER IMPERIAL
------	---------------------------	------	---------	----------------	----------------	-------------------

POWER STEERING

**19-15-O STEERING GEAR TUBE AND COUPLING - Cont'd**

19-15-17	COVER, Column Shaft Coupling, except SD3 . . . . .		1	*2266 708	*2266 708	
19-15-20	HORN GROUND, Tube, SD3 . . . . .	8	1	---- --	*1943 777	*1943 777
19-15-23	COUPLING, Shaft, except SD3 . . . . .		1	*2266 686	*2266 686	
	Worm, SD3 . . . . .	8	1	---- --	*1850 524	*1850 524
	BOLT, except SD3 . . . . .		1	*6023 246	*6023 246	
19-15-28	SEAL, Shaft, except SD3 . . . . .		1	*2266 738	*2266 738	
	Shaft Coupling, except SD3 . . . . .		1	*2266 707	*2266 707	
19-15-30	NUT, Shaft Coupling, except SD3 . . . . .		1	*6023 022	*6023 022	
19-15-33	CLAMP, Shaft Coupling, except SD3 . . . . .		1	*2266 687	*2266 687	
19-15-35	SPRING, Shaft Coupling, except SD3 . . . . .		1	*2266 737	*2266 737	
19-15-38	WORM, w/PISTON, except SD3 . . . . .		1	*2072 031	*2072 031	*1822 736
	SD3 . . . . .	8	1	---- --	*1822 736	
19-15-39	SPRING PACKAGE, Ball Guide . . . . .		1	2084 215	2084 215	2084 215
19-15-44	SHOE, Shaft Coupling, except SD3 . . . . .		2	*2266 736	*2266 736	
19-15-60	BEARING, Thrust. . . . .		2	1822 158	1822 158	1822 158
	Worm . . . . .		1	1733 594	1733 594	1733 594
19-15-63	RACE, Thrust Bearing Inner. . . . .		1	1856 292	1856 292	1856 292
	Outer. . . . .		1	1822 156	1822 156	1822 156
19-15-65	NUT, Thrust Bearing . . . . .		1	1822 157	1822 157	1822 157
19-15-69	SPACER, w/Center Race . . . . .		1	1822 390	1822 390	1822 390

**19-19-O STEERING GEAR SHAFT AND ROLLER TOOTH ASSEMBLY**

19-19-1	SEAL PACKAGE, Cross Shaft Cover . . . . .		1	2279 986	2279 986	2279 986
19-19-4	SHAFT, except SD3 . . . . .		1	*2127 117	*2127 117	*1733 577
	SD3 . . . . .	8	1	---- --	*1733 577	
19-19-5	SNAP RING, Shaft Oil Seal, except SD3 . . . . .		1	*2126 966	*2126 966	*2127 049
	SD3 . . . . .	8	1	---- --	*2127 049	
19-19-7	SCREW, Shaft Adjusting . . . . .		1	2267 173	2267 173	2267 173
19-19-9	NUT, Adjusting Screw . . . . .		1	1822 204	1822 204	1822 204
19-19-19	BEARING, Shaft, except SD3 . . . . .		2	*2126 890	*2126 890	*1734 078
	SD3 . . . . .	8	2	---- --	*1734 078	
19-19-24	COVER, Shaft . . . . .		1	1733 604	1733 604	1733 604
19-19-26	"O" RING, Shaft Cover . . . . .		1	1733 615	1733 615	1733 615
19-19-30	WASHER, Reaction Seal Upper. . . . .		1	1733 790	1733 790	1733 790
19-19-32	NUT, Shaft Cover. . . . .		1	1733 627	1733 627	1733 627
19-19-35	OIL SEAL, Shaft, except SD3 . . . . .		1	*2126 956	*2126 956	*1730 985
	SD3 . . . . .	8	1	---- --	*1730 985	
	SEAL, Adjusting Screw. . . . .		1	1822 203	1822 203	1822 203
	Worm Shaft Upper . . . . .		1	2267 129	2267 129	2267 129
19-19-36	RETAINER, Shaft Oil Seal, except SD3. . . . .		1	*2126 965	*2126 965	*1670 356
	SD3 . . . . .	8	1	---- --	*1670 356	

★ Indicates use as required.

Numerals in parentheses ( ) refer to notes.

Printed in U.S.A.

☐ Indicates parts not listed in any previous parts book.

Prices and specifications subject to change without notice.

\* Indicates change or addition.

# 1962 PASSENGER CAR PARTS CATALOG

STEERING

CODE	PART NAME AND DESCRIPTION	CYL.	PER CAR	VALIANT LANCER	PLYMOUTH DODGE	CHRYSLER IMPERIAL
------	---------------------------	------	---------	----------------	----------------	-------------------

## POWERSTEERING

### 19-19-O STEERING GEAR SHAFT AND ROLLER TOOTH ASSEMBLY - Cont'd

19-19-40	WASHER, Adjusting Screw Thrust . . . . .		1	1675 271	1675 271	1675 271
19-19-70	SEAL, Worm Sleeve . . . . .		1	1822 324	1822 324	1822 324
19-19-71	RING, Worm Sealing . . . . .		1	1822 406	1822 406	1822 406
19-19-72	SLEEVE, Worm . . . . .		1	1822 320	1822 320	1822 320

### 19-27-O STEERING GEAR ARM AND IDLER ARM

19-27-2	ARM, Gear, except SD3 . . . . .		1	2072 573	1858 017	
	SD3, SC1, SC2 . . . . .	8	1	----	1731 414	1731 414
	SC3, SY1 . . . . .	8	1	----	----	1731 415
19-27-8	NUT, Arm . . . . .		1	1392 770	1392 770	1392 770
19-27-31	ARM, Idler, except SD3 . . . . .		1	2072 577	1858 067	
	SD3, SC1, SC2 . . . . .	8	1	----	1734 335	1734 335
	SD3, SC1, SC2 used with Frame Part No. 2401 047, Part Type Code 13-01-1 . . . . .	8	1	----	*2208 080	*2208 080
	SC3, SY1 . . . . .	8	1	----	----	1734 330
19-27-33	BRACKET, Idler Arm, except SD3 . . . . .		1	*2401 053	*2401 051	*1671 702
	SD3 . . . . .	8	1	----	*1671 702	
19-27-34	BUSHING, Idler Arm, SD3 . . . . .	8	1	----	1734 327	1734 327
19-27-40	SEAL, Idler Arm Bracket Stud, except SD3 . . . . .		1	1857 748	1670 299	
	Idler Arm End, except SD3 . . . . .		1	1857 748	1670 299	
19-27-45	BOLT, Idler Arm, SD3 . . . . .	8	1	----	1734 326	1734 326
19-27-50	LINK, Center, except SD3 . . . . .		1	2072 571	1858 015	
	SD3, SC1, SC2 . . . . .	8	1	----	1673 008	1673 008
	SC3, SY1 . . . . .	8	1	----	----	1672 980
19-27-55	SEAL, Center Link, SD3 . . . . .	8	2	----	1670 299	1670 299

### 19-30-O STEERING WHEEL

19-30-4	WHEEL, Black Frost, w/Horn Button . . . . .	6	1	2266 206		
	Blue . . . . .	6	1	2266 207		
	Cordovan . . . . .	6	1	2266 212		
	Green, w/Horn Ring . . . . .	6	1	2266 216		
	Red . . . . .	6	1	2266 208		
	White, Service Only . . . . .	6	1	2266 213		
	Alabaster, Service Only, except SD3 . . . . .		1	----	E2405 011	
	Beige, SD2 Polara . . . . .	8	1	----	2266 719	
	Black Frost, w/o Spoke Inlay, SP1, SP2 . . . . .		1	----	2265 341	
	Black Frost, w/Spoke Inlay, except SD3 . . . . .		1	----	2207 880	
	Blue, w/Spoke Inlay, except SD3 . . . . .		1	----	2260 984	
	Blue, SD3 . . . . .	8	1	----	2405 003	
	Cordovan, w/Spoke Inlay, except SD3 . . . . .		1	----	2260 986	
	Cordovan, SD3 . . . . .	8	1	----	2405 004	
	Gray, SD3 . . . . .	8	1	----	2201 316	
	Green, w/Spoke Inlay, except SD3 . . . . .		1	----	2260 985	
	Red, w/Spoke Inlay, except SD3 . . . . .		1	----	2260 987	
	Red, SD3 . . . . .	8	1	----	2201 317	
	Black, Police Cars . . . . .		1	----	2265 600	
	Plastic, White Pearl and Black, except SD3 . . . . .		1	----	2260 978	
	Plastic, White Pearl and Blue, except SD3 . . . . .		1	----	2260 975	

★ Indicates use as required.

Numerals in parentheses ( ) refer to notes.

Printed in U.S.A.

E Indicates parts not listed in any previous parts book.

Prices and specifications subject to change without notice.

March 8, 1963 Supersedes May 1, 1962.

\* Indicates change or addition.



CODE	PART NAME AND DESCRIPTION	CYL	PER CAR	VALIANT LANCER	PLYMOUTH DODGE	CHRYSLER IMPERIAL
------	---------------------------	-----	---------	----------------	----------------	-------------------

POWER STEERING

**19-30-O STEERING WHEEL - Cont'd**

19-30-4	WHEEL - Cont'd					
	Plastic, White Pearl and Cordovan, except SD3 . . . . .	8	1	----	2260 977	
	Plastic, White Pearl and Green, except SD3 . . . . .	8	1	----	2260 976	
	Plastic, White Pearl and Red, except SD3 . . . . .	8	1	----	2260 979	
	Rubber, Alabaster, Service Only, SC1, SC2 . . . . .	8	1	----		⊠2405 019
	Rubber, Black Frost, SC1, SC2 . . . . .	8	1	----		2260 996
	Rubber, Blue, SC1, SC2 . . . . .	8	1	----		2260 981
	Rubber, Red, SC1, SC2 . . . . .	8	1	----		2260 998
	Rubber, Medium Tan, SC1, SC2 . . . . .	8	1	----		2260 997
	Rubber, Saddle Tan, SC1, SC2 . . . . .	8	1	----		2266 716
	Plastic, Alabaster, Service Only, SC1, SC2, SC3 . . . . .	8	1	----		⊠2405 018
	Plastic, Clear and Black Frost, SC1, SC2, SC3 . . . . .	8	1	----		2265 616
	Plastic, Clear and Blue, SC1, SC2, SC3 . . . . .	8	1	----		2265 615
	Plastic, Clear and Red, SC1, SC2, SC3 . . . . .	8	1	----		2265 618
	Plastic, Clear and Medium Tan, SC1, SC2, SC3 . . . . .	8	1	----		2265 617
	Plastic, Clear and Saddle Tan, SC1, SC2, SC3 . . . . .	8	1	----		2266 717
	Plastic, Flat, Alabaster, Service Only, SY1 . . . . .	8	1	----		⊠2405 013
	Plastic, Flat, Black, SY1 . . . . .	8	1	----		2201 306
	Plastic, Flat, Blue, SY1 . . . . .	8	1	----		2260 965
	Plastic, Flat, Cordovan, SY1 . . . . .	8	1	----		2260 967
	Plastic, Flat, Green, SY1 . . . . .	8	1	----		2260 966
	Plastic, Flat, Red, SY1 . . . . .	8	1	----		2260 969
	Plastic, Flat, Tan, SY1 . . . . .	8	1	----		2260 968
19-30-18	NUT, Wheel, except SD3 . . . . .	8	1	145 032	145 032	2200 577
	SD3 . . . . .	8	1	----	2200 577	

**19-31-O STEERING COLUMN BRACKET**

19-31-1	BRACKET, Column, SD3, SC1, SC2 . . . . .	8	1	----	1839 984	1902 223
	SC3 . . . . .	8	1	----		1902 210
	w/NUT, to Windshield Lower Frame, except SD3 . . . . .		1	----	2162 706	
19-31-7	BRACE, to Windshield Frame Upper, SY1 . . . . .	8	1	----		2162 491
	Lower, SY1 . . . . .	8	1	----		2292 117
19-31-14	SPACER, Column to Bracket, except SD3 . . . . .		1	----	2162 530	
	Column Bracket and Reinforcement, SC1, SC2, SC3 . . . . .	8	1	----		2161 617
19-31-15	NUT, w/WASHER, Support Strut Attaching . . . . .	6	1	2076 232		
19-31-19	STUD, Bracket, SC1, SC2, SC3 . . . . .	8	2	----		6010 043
	Column Cap Attaching, SD3 . . . . .	8	2	----	1901 587	
	NUT, Bracket to Lower Reinforcement Attaching, SC1, SC2, SC3 . . . . .	8	2	----		6012 032
	SCREW, w/WASHER, Bracket to Windshield Lower Frame, except SD3 . . . . .		2	----	6023 083	
19-31-24	CAP, Column, SD3, SC1, SC2, SC3 . . . . .	8	1	----	1839 685	1839 685
	SY1 . . . . .	8	1	----		2080 720
	Column Bracket, SD3 . . . . .	8	1	----	1839 985	
19-31-38	INSULATOR, Column (specify 1 foot) . . . . .	8	★	----		1242 974

**19-46-O GEARSHIFT ROD OR TUBE**

19-46-3	TUBE, w/Std. Trans., except SD3 . . . . .		1	2265 676	2265 676	
19-46-8	HOUSING, Gearshift, w/Std. Trans., except SD3 . . . . .		1	2265 650	2265 650	
	WASHER, Spring, except SD3 . . . . .		1	6023 046	6023 046	

★ Indicates use as required. Numerals in parentheses ( ) refer to notes. Printed in U.S.A.  
 ⊠ Indicates parts not listed in any previous parts book. Prices and specifications subject to change without notice.  
 \* Indicates change or addition. Page 19-13 March 8, 1963 Supersedes May 1, 1962.

# 1962 PASSENGER CAR PARTS CATALOG

STEERING

CODE	PART NAME AND DESCRIPTION	CYL.	PER CAR	VALIANT LANCER	PLYMOUTH DODGE	CHRYSLER IMPERIAL
------	---------------------------	------	---------	----------------	----------------	-------------------

## POWER STEERING

### 19-46-O GEARSHIFT ROD OR TUBE - Cont'd

19-46-12	SPACER, Tube Lever, w/Std. Trans., except SD3.		1	2265 688	2265 688	
19-46-16	LEVER, Tube, w/Std. Trans., First and Reverse, except SD3 . . . . .		1	2265 682	2265 682	
19-46-19	WASHER, Tube Lever, w/Std. Trans., except SD3		1	2265 687	2265 687	
19-46-55	SUPPORT, Tube Lever, w/Std. Trans., except SD3		1	2265 689	2265 689	

### 19-48-O GEARSHIFT CONTROL RODS

NOTE: Approximately November 24, 1961 and AFTER Engine No. 86488, the heavy duty transmission was made standard equipment on the SP2 and the SD2 models. The heavy duty transmission can also be identified by the cast iron extension while the standard transmission has an aluminum extension.

19-48-1	ROD, Second and High, w/Std. Trans., except SD3		1	2266 410	2208 154	
	First and Reverse, except SD3 . . . . .		1	2208 175	2208 153	
	Heavy Duty, First and Reverse, except SD3 . . .		1	---- --	2208 171	
19-48-7	SMALL PARTS PACKAGE, w/Std. Trans., except SD3 . . . . .		1	2298 507	2298 508	
	Heavy Duty, except SD3 . . . . .		1	---- --	2298 509	
19-48-12	CLAMP, Rod, First and Reverse, except SD3 . . .		1	2204 274	2204 274	
19-48-16	SWIVEL, Rod, First and Reverse, except SD3 . .		1	2208 155	2208 155	
	Second and High, except SD3 . . . . .		1	2074 521	2074 521	
19-48-21	WASHER, Swivel, Plain, Second and High, except SD3 . . . . .		2	631 217	631 217	
	First and Reverse, except SD3 . . . . .		★	631 217	631 217	
	Spring, except SD3 . . . . .		2	6025 070	6025 070	
	Heavy Duty, Swivel, First and Reverse, except SD3 . . . . .		2	---- --	1533 190	
19-48-23	CLIP, except SD3 . . . . .		4	6025 071	6025 071	
19-48-45	SHAFT, Torque, except SD3 . . . . .		1	---- --	2208 163	
	Heavy Duty, except SD3 . . . . .		1	---- --	2208 166	
	WASHER, Spring, except SD3 . . . . .		1	---- --	6023 086	
	WASHER, Plain, except SD3 . . . . .		2	---- --	6023 085	
19-48-46	BRACKET, Torque Shaft Frame, except SD3 . . .		1	---- --	2208 156	
19-48-47	SCREW, w/WASHER, Bracket, except SD3 . . . .		3	---- --	6022 201	
19-48-49	GROMMET, Bracket, except SD3 . . . . .		1	---- --	2208 158	
	Lever, except SD3 . . . . .		1	---- --	1941 699	
19-48-50	BUSHING, Grommet, except SD3 . . . . .		1	---- --	2208 159	
	Lever Grommet, except SD3 . . . . .		1	---- --	1676 200	
19-48-51	SPACER, Torque Shaft, except SD3 . . . . .		2	---- --	2208 172	
19-48-52	RETAINER, Torque Shaft, except SD3 . . . . .		1	---- --	1671 569	

★ Indicates use as required.

Numerals in parentheses ( ) refer to notes.

Printed in U.S.A.

⊠ Indicates parts not listed in any previous parts book.

Prices and specifications subject to change without notice.

March 8, 1963 Supersedes May 1, 1962.

\* Indicates change or addition.

CODE	PART NAME AND DESCRIPTION	C Y L.	PER CAR	VALIANT LANCER	PLYMOUTH DODGE	CHRYSLER IMPERIAL
------	---------------------------	--------------	------------	-------------------	-------------------	----------------------

POWER STEERING

19-54-O POWER STEERING OIL PUMP

19-54-2	PUMP PACKAGE . . . . .	6	1	2240 620	2240 620	
	SP2, SD2 . . . . .	8	1	----	*2240 620 (1)	
	SP2, SD2 . . . . .	8	1	----	*2196 082 (1)	
	SD3 . . . . .	8	1	----	*2196 082	*2196 082

POWER STEERING OIL PUMP DETAIL PARTS

NOTE: Quantity 1 per vehicle unless otherwise indicated.

CODE	PART NAME	PUMP ASSEMBLIES			
		2240 620 SV1, SL1, SP1, SD1	2240 620 SP2, SD2	2196 082 SP2, SD2	2196 082 SD3, SC1, SC2, SC3, SY1
19-54-55	SEAL PACKAGE, Pump . . . . .	2279 997	2279 997	2279 998	2279 998
19-54-60	FILTER, Pump . . . . .	1851 957	1851 957	1851 957	1851 957
19-54-86	PULLEY, SV1, SL1 . . . . .	2202 851	----	2206 193	----
	SP1, SD1 . . . . .	2205 523	----	----	----
	w/318 cu. in. Eng. . . . .	----	*1733 488	----	----
	w/361 cu. in. Eng., w/o Air Conditioning . . . . .	----	*1826 056	----	----
	w/361 cu. in. Eng., w/Air Conditioning . . . . .	----	*1851 732	----	----
	w/o Air Conditioning . . . . .	----	----	----	2128 337
	w/Air Conditioning . . . . .	----	----	----	2128 338
	Pulley, Drive, see Part Type Code 7-06-1	----	----	----	----
19-54-90	BELT, Pump, see Chart Part Type Code 7-03-1	----	----	----	----
19-54-115	BRACKET, Pump, SV1, SL1 . . . . .	2129 916	----	----	2128 323
	SP1, SD1 . . . . .	2205 521	----	----	----
	Front, w/318 cu. in. Eng. . . . .	----	*1945 384	----	----
	Front, w/361 cu. in. Eng. . . . .	----	*1826 058	----	----
	Rear, w/318 cu. in. Eng. . . . .	----	*1851 314	----	----
	Rear, w/361 cu. in. Eng. . . . .	----	*1826 057	----	----
	Front . . . . .	----	----	2206 191	----
	Rear . . . . .	----	----	2206 192	----
	Pump Engine, SV1, SL1 . . . . .	2202 846	----	----	----
	SP1, SD1, w/o Air Conditioning . . . . .	2205 519	----	----	----
	SP1, SD1, w/Air Conditioning . . . . .	2264 873	----	----	----
	Adjusting . . . . .	----	----	----	2128 324
	Adapter, w/Air Conditioning, SV1, SL1 . . . . .	*1997 565	----	----	----
19-54-116	SPACER, Adapter Bracket, w/Air Conditioning, SV1, SL1 . . . . .	*1998 587	----	----	----
19-54-121	NUT, Pump Front Insert . . . . .	2127 189	2127 189	2120 012	2120 012
19-54-123	BOLT, Pump Engine Bracket Swivel, SV1, SL1 . . . . .	2202 850	----	----	2128 325
	SP1, SD1 . . . . .	2205 522	----	----	----
	SCREW, w/WASHER, Pump Bracket Adjusting . . . . .	1945 404	----	----	----

NOTE 1: 2240 620 and 2196 082 Pumps are being used intermittently on the SP2 and SD2 models. To identify either pump, measure the diameter of the Pump Reservoir. The reservoir on pump 2240 620 measures 4 5/8 in. dia. as compared to 5 1/8 in. dia. for the 2196 082 pump reservoir.

★ Indicates use as required.

☐ Indicates parts not listed in any previous parts book.

\* Indicates change or addition.

Numerals in parentheses ( ) refer to notes.

Printed in U.S.A.

Prices and specifications subject to change without notice.

May 1, 1962 Supersedes Sept. 15, 1961.

POWER STEERING

19-54-O POWER STEERING OIL PUMP - Cont'd

POWER STEERING OIL PUMP DETAIL PARTS - Cont'd

NOTE: Quantity 1 per vehicle unless otherwise indicated.

CODE	PART NAME	PUMP ASSEMBLIES			
		2240 620 SV1, SL1 SP1, SD1	2240 620 SP2, SD2	2196 082 SP2, SD2	2196 082 SD3, SC1, SC2, SC3, SY1
19-54-126	SEAL, Flow Control Valve Bore Oil (2 per car) .	2120 017	2120 017	2120 017	2120 017
19-54-130	SNAP RING, Pump Flow Control Valve. . . . .	*1738 678	*1738 678	*1738 678	*1738 678
19-54-131	BUMPER, Adjusting Bracket. . . . .	----	----	----	1940 147
19-54-132	NUT, Mounting Bracket Swivel Bolt. . . . .	2129 684	----	----	2129 684
19-54-133	PLATE, Pump Engine Bracket, w/Air Conditioning, SP1, SD1. . . . .	2264 872	----	----	----
19-54-180	RESERVOIR, w/FILLER . . . . .	2127 174	2127 174	2127 196	2127 196
19-54-181	OIL SEAL, Reservoir . . . . .	1732 946	1732 946	2120 018	2120 018
	SEAL, Reservoir Mounting. . . . .	1738 662	1738 662	2120 019	2120 019
19-54-182	CAP, Reservoir Filler. . . . .	2127 157	2127 157	2127 157	2127 157
19-54-183	SEAL, Cap . . . . .	2127 159	2127 159	2127 159	2127 159
19-54-188	SEAT, Outlet Fitting Ball . . . . .	1738 683	1738 683	1738 683	1738 683
19-54-219	PLUG, Flow Control Valve Bore . . . . .	*2120 016	*2120 016	----	----
19-54-228	REPAIR PACKAGE, Slipper Spring . . . . .	E2448 098	E2448 098	E2448 097	E2448 097
19-54-246	VALVE, Pressure Relief, SV1, SL1 . . . . .	2127 184	2127 185	2129 019	----
	SP1, SD1. . . . .	2127 185	----	----	----
	SD3, SC1, SC2, SC3 . . . . .	----	----	----	2121 600
	SY1. . . . .	----	----	----	1944 792
19-54-248	GASKET, Valve . . . . .	1852 920	1852 920	1852 920	1852 920
19-54-258	OIL SEAL, Pump Front Insert. . . . .	----	----	2128 275	2128 275

CODE	PART NAME AND DESCRIPTION	CYL	PER CAR	VALIANT LANCER	PLYMOUTH DODGE	CHRYSLER IMPERIAL
<b>19-56-O POWER STEERING GEAR PISTON</b>						
19-56-6	RING, Piston . . . . .		1	1822 672	1822 672	1822 672
	"O" RING, Piston Ring . . . . .		1	1822 671	1822 671	1822 671
19-56-83	SPRING, Pressure Control Valve Lower . . . . .		1	1822 442	1822 442	1822 442
19-56-90	"O" RING, Pressure Control Valve . . . . .		1	1536 268	1536 268	1536 268
<b>19-57-O POWER STEERING GEAR VALVES</b>						
19-57-1	SEAL PACKAGE, Valve . . . . .		1	2279 985	2279 985	2279 985

★ Indicates use as required. Numerals in parentheses ( ) refer to notes. Printed in U.S.A.  
 E Indicates parts not listed in any previous parts book. Prices and specifications subject to change without notice.  
 March 8, 1963 Supersedes May 1, 1962. Page 19-16 \* Indicates change or addition.

CODE	PART NAME AND DESCRIPTION	CY L.	PER CAR	VALIANT LANCER	PLYMOUTH DODGE	CHRYSLER IMPERIAL
------	---------------------------	----------	------------	-------------------	-------------------	----------------------

POWER STEERING

**19-57-O POWER STEERING GEAR VALVES - Cont'd**

19-57-2	PISTON and SPRING PACKAGE, Pressure Control Valve . . . . .		1	1879 509	1879 509	1879 509
19-57-3	VALVE . . . . .		1	1823 148	1823 148	1823 148
19-57-13	"O" RING, Valve Housing . . . . .		1	1733 612	1733 612	1733 612
19-57-16	GASKET, Valve Plug . . . . .		1	1733 724	1733 724	1733 724
19-57-63	LEVER, Valve . . . . .		1	1822 380	1822 380	1822 380
19-57-64	SPRING, Valve Lever . . . . .		1	1823 151	1823 151	1823 151

**19-58-O POWER STEERING GEAR HOSE**

19-58-7	HOSE, Pressure, except SD3 . . . . .		1	*2127 211	*2127 255	*2201 764
	SD3 . . . . .	8	1	----	*2201 764	
19-58-9	BUMPER, Pressure Hose, SP2, SD2, w/361 cu. in. Eng. . . . .	8	1	----	1637 502	
19-58-14	HOSE, Return . . . . .	6	1	2127 227	2200 560	
	SP2, SD2 . . . . .	8	1	----	2267 235	
	SD3 . . . . .	8	1	----	2200 560	2200 560
19-58-22	SLEEVE, Return Hose, w/Auto. Pilot, SC1, SC2 . . . . .	8	1	----	----	2127 280
19-58-23	SHIELD, Return Hose Heat, SP2, SD2, w/361 cu. in. Eng. . . . .	8	1	----	2127 269	
19-58-25	CLAMP, Return Hose Heat Shield . . . . .		2	870 469	870 469	870 469
19-58-30	ADAPTER, Pressure Hose. . . . .		1	1618 610	1618 610	1618 610
19-58-31	GASKET, Adapter. . . . .		1	1618 611	1618 611	1618 611

**NOTES**

---

---

---

---

---

---

---

---

---

---

---

---

---

---

---

---

---

---

---

---

---

---

---

---

★ Indicates use as required. Numerals in parentheses ( ) refer to notes. Printed in U.S.A.  
 □ Indicates parts not listed in any previous parts book. Prices and specifications subject to change without notice.  
 \* Indicates change or addition. March 8, 1963 Supersedes May 1, 1962.

