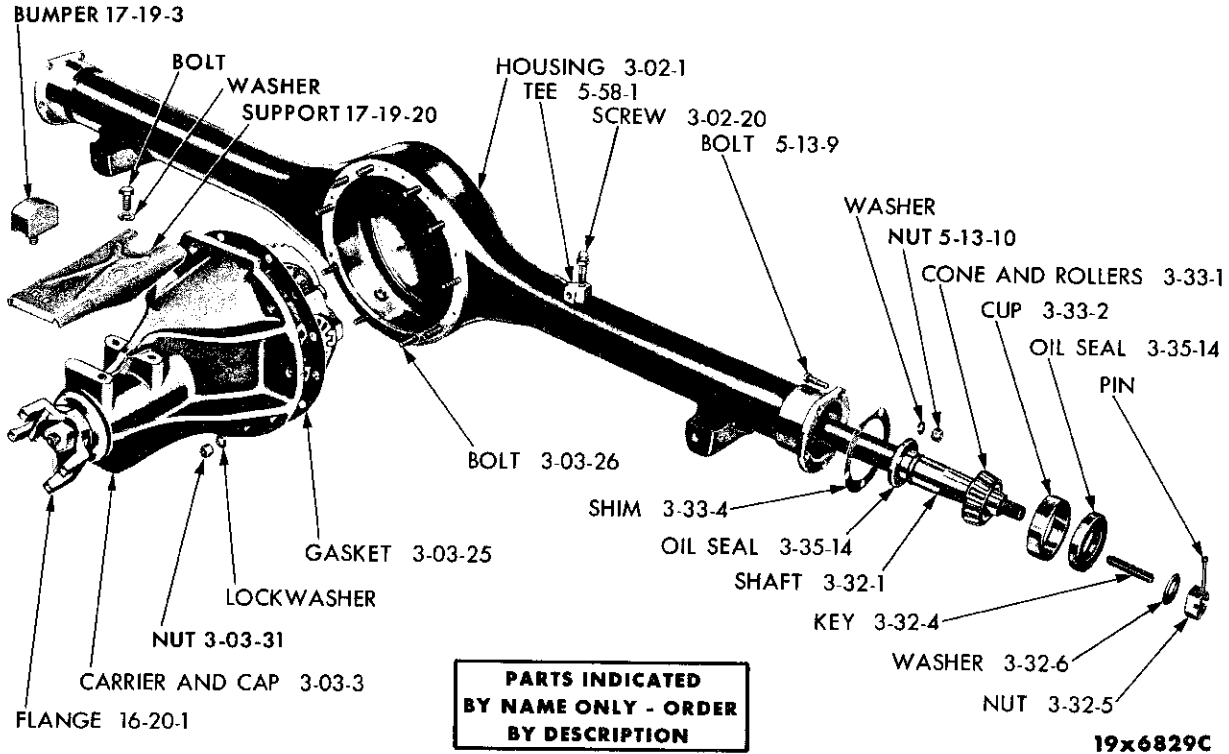


**PARTS INDICATED
BY NAME ONLY - ORDER
BY DESCRIPTION**

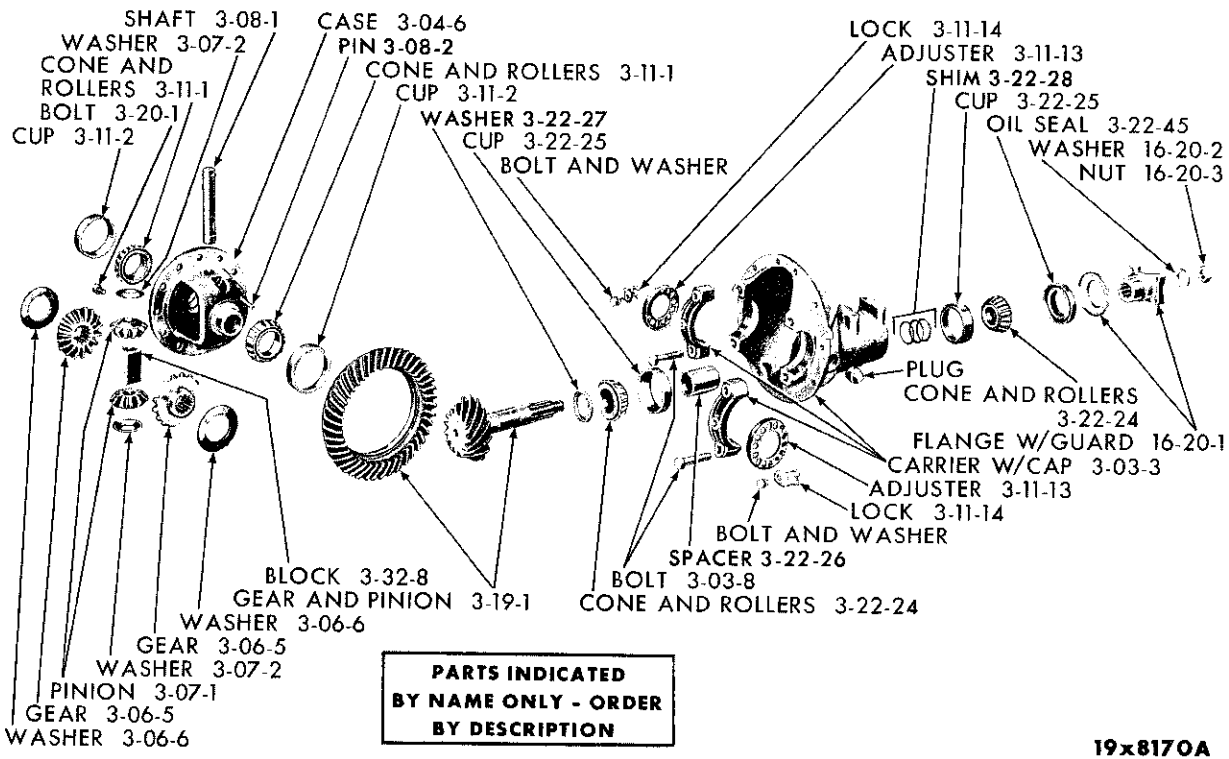
19x8727G

REAR AXLE DIFFERENTIAL AND CARRIER - VALIANT SV1 AND LANCER SL1

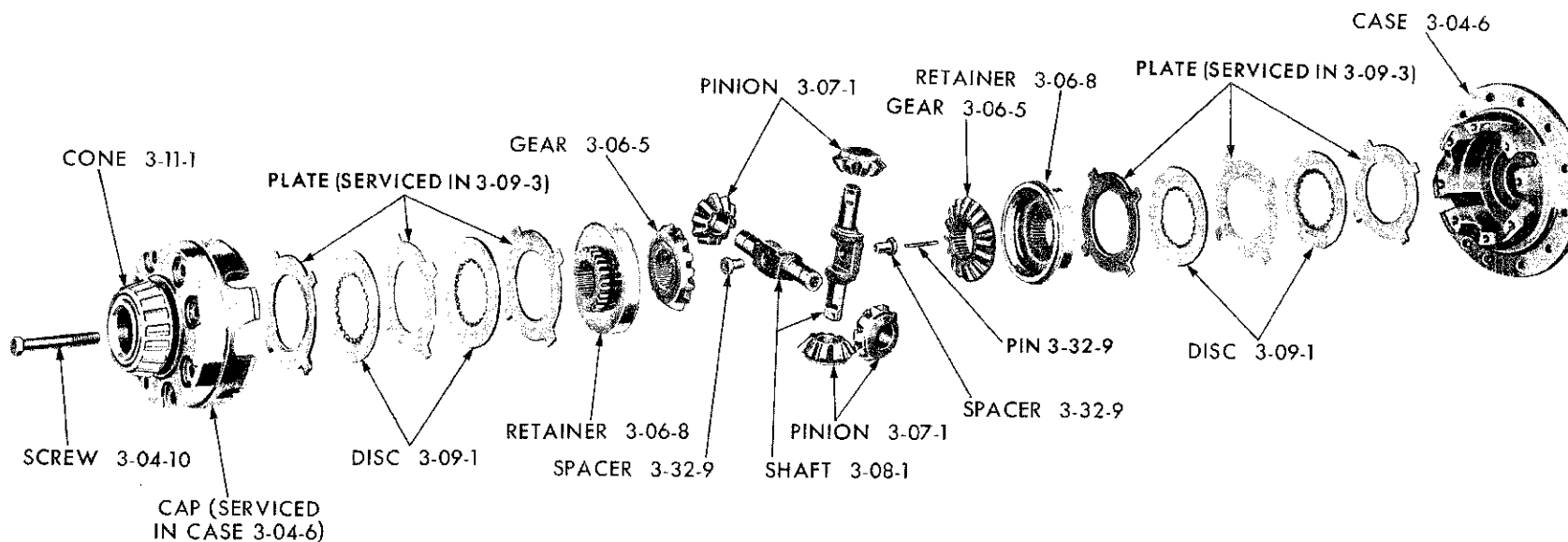
GROUP 3 - AXLE - REAR



REAR AXLE HOUSING AND CARRIER - EXCEPT VALIANT SV1 AND LANCER SL1



REAR AXLE DIFFERENTIAL AND CARRIER - EXCEPT VALIANT SV1 AND LANCER SL1



“NO SPIN” REAR AXLE DIFFERENTIAL - EXCEPT VALLANT SV1 AND LANCER SL1

19x8320C

CODE	PART NAME AND DESCRIPTION	CYL.	PER CAR	VALIANT LANCER	PLYMOUTH DODGE	CHRYSLER IMPERIAL
3-01-O REAR AXLE CONTROL STRUT						
3-01-25	STRUT, SY1	8	2	----	----	1730 160
3-01-28	BUSHING, SY1	8	4	----	----	1635 600
3-01-30	SPACER, SY1.	8	★	----	----	1731 769
3-01-33	HANGER, SY1.	8	2	----	----	1731 738
	BRACKET, Frame, Right, SY1	8	1	----	----	⊠1829 998
3-01-34	Left	8	1	----	----	⊠1829 999
	BOLT, Hanger, 3/8" - 24, SY1	8	8	----	----	1731 789
3-01-35	3/8" - 16, SY1	8	8	----	----	2403 247
	NUT, Bolt, 3/8" - 24, SY1	8	8	----	----	1736 993
3-02-O REAR AXLE HOUSING						
3-02-1	HOUSING	6	1	2070 012		
	SP1, SP2, SD1, SD2		1	----	2070 539	
	SD3, SC1, SC2, SC3	8	1	----	2070 270	2070 270
	SY1.	8	1	----	----	2070 231
3-02-9	SPACER, Housing to Carrier Bolt Nut, SY1	8	1	----	----	1940 447
3-02-20	SCREW, Vent	6	1	2070 369		
	SC1, SC2, SC3.		1	----	2070 514	2070 514
	SY1.	8	1	----	----	1139 204
3-03-O REAR AXLE DIFFERENTIAL AND CARRIER						
3-03-1	DIFFERENTIAL, w/CARRIER and TUBES,					
	3.23 to 1 ratio	6	1	2070 619		
	3.55 to 1 ratio	6	1	2070 620		
	3.9 to 1 ratio.	6	1	2070 621		
	2.93 to 1 ratio, w/225 cu. in. Eng.	6	1	2070 597		
	DIFFERENTIAL, w/CARRIER, 2.93 to 1 ratio,					
	w/8 1/4" dia. Gear	6	1	----	2070 797	
	3.31 to 1 ratio, w/8 1/4" dia. Gear	6	1	----	2070 798	
	2.76 to 1 ratio, w/8 3/4" dia. Gear, SP1, SP2,					
	SD1, SD2		1	----	2070 654	
	3.23 to 1 ratio, w/8 3/4" dia. Gear, SP1, SP2,					
	SD1, SD2		1	----	2070 771	
	3.55 to 1 ratio, w/8 3/4" dia. Gear, SP1, SP2,					
	SD1, SD2		1	----	2070 908	
	3.91 to 1 ratio, w/8 3/4" dia. Gear, SP1, SP2,					
	SD1, SD2		1	----	1828 517	
	2.76 to 1 ratio, w/Sure-Grip, w/8 3/4" dia. Gear,					
SP1, SP2, SD1, SD2	8	1	----	2070 693		
3.23 to 1 ratio, w/Sure-Grip, w/8 3/4" dia. Gear						
SP1, SP2, SD1, SD2	8	1	----	2070 774		
2.93 to 1 ratio, w/8 3/4" dia. Gear	8	1	----	2070 579	2070 579	
3.23 to 1 ratio, w/8 3/4" dia. Gear, SD3, SC1,						
SC2, SC3	8	1	----	2070 811	2070 811	
3.55 to 1 ratio, w/8 3/4" dia. Gear, SC3,						
Armbruster	8	1	----	----	2070 911	
2.93 to 1 ratio, w/Sure-Grip, w/8 3/4" dia.						
Gear, SD3	8	1	----	2070 583	2070 583	
3.23 to 1 ratio, w/Sure-Grip, w/8 3/4" dia. Gear,						
SD3, SC1, SC2	8	1	----	2070 813	2070 813	
3.91 to 1 ratio, w/Sure-Grip, SP2, SD2, w/413						
cu. in. Engine	8	1	----	*2404 128		
3-03-2	DIFFERENTIAL ASSEMBLY, Partial, w/Sure-Grip	8	1	----	2070 824	2070 824

★ Indicates use as required. Numerals in parentheses () refer to notes. Printed in U.S.A.
 ⊠ Indicates parts not listed in any previous parts book. Prices and specifications subject to change without notice.
 * Indicates change or addition. March 8, 1963 Supersedes May 1, 1962.

CODE	PART NAME AND DESCRIPTION	C Y L.	PER CAR	VALIANT LANCER	PLYMOUTH DODGE	CHRYSLER IMPERIAL
3-03-O REAR AXLE DIFFERENTIAL AND CARRIER - Cont'd						
3-03-3	CARRIER, w/CAPS, w/8 1/4" dia. Gear	6	1	----	2070 782	
	w/8 3/4" Gear, 1 3/8" dia. Stem, SD3, SC1, except Sub., SP1, SP2, SD1, SD2		1	----	*1820 698	*1820 698
	w/Sure-Grip, w/8 3/4" dia. Gear, 1 3/4" dia. Stem, SD3, SC1, except Sub.	8	1	----	*1634 984	*1634 984
	w/8 3/4" dia. Gear, 1 3/4" dia. Stem., SD3	8	1	----	*1634 984	*1634 984
3-03-8	SCREW, Cap		4	----	314 948	314 948
3-03-25	GASKET, Carrier		1	----	1673 367	1673 367
3-03-26	BOLT, Housing to Carrier		★	----	1135 197	1135 197
3-03-29	COVER, Carrier	6	1	2070 119		
3-03-30	GASKET, Cover.	6	1	2070 120		
3-03-31	NUT, Housing to Carrier Bolt.		★	----	1485 066	1485 066
	SYL.	8	1	----	----	1940 596
3-03-35	PLUG, Cover Filler	6	1	2129 351		
3-03-36	GASKET, Plug	6	1	2070 122		
3-04-O DIFFERENTIAL CASE						
3-04-6	CASE	6	1	2070 537		
	w/8 1/4" dia. Gear, 3.31 to 1 ratio	6	1	----	2070 706	
	w/8 1/4" dia. Gear, 2.93 to 1 ratio	6	1	----	2070 704	
	w/8 3/4" dia. Gear	6	1	----	1850 370	1850 370
	w/Sure-Grip.	8	1	----	1945 749	1945 749
3-04-10	SCREW, Case Cap, w/Sure-Grip	8	8	----	1945 751	1945 751
3-06-O DIFFERENTIAL SIDE GEAR						
3-06-5	GEAR	6	2	2070 023		
	w/8 1/4" dia. Gear	6	2	----	2070 242	
	w/8 3/4" dia. Gear	8	2	----	2070 148	2070 148
	w/Sure-Grip.	8	2	----	1829 448	1829 448
3-06-6	WASHER, Thrust	6	2	2070 024		
	w/ 8 1/4" dia. Gear	6	2	----	2070 820	
	w/8 3/4" dia. Gear		2	----	1633 960	1633 960
3-06-8	RETAINER, w/Sure-Grip.	8	1	----	1829 447	1829 447
3-07-O DIFFERENTIAL PINION						
3-07-1	PINION	6	2	2070 025		
	w/8 1/4" dia. Gear	6	2	----	1326 219	
	w/8 3/4" dia. Gear		2	----	1633 959	1633 959
	w/Sure-Grip.	8	4	----	1829 449	1829 449
3-07-2	WASHER	6	2	2070 026		
	w/8 1/4" dia. Gear	6	2	----	2070 821	
	w/8 3/4" dia. Gear		2	----	1633 961	1633 961
3-08-O DIFFERENTIAL PINION SHAFT						
3-08-1	SHAFT.	6	1	2070 027		
	w/8 1/4" dia. Gear	6	1	----	663 480	
	w/8 3/4" dia. Gear		1	----	1633 928	1633 928
	w/Sure-Grip.	8	2	----	1829 446	1829 446
3-08-2	PIN, Lock.	6	1	152 229		
			1	----	1633 937	1633 937

★ Indicates use as required.

Numerals in parentheses () refer to notes.

Printed in U.S.A.

Ⓛ Indicates parts not listed in any previous parts book.

Prices and specifications subject to change without notice.

May 1, 1962 Supersedes Sept. 15, 1961.

Page 3-6

* Indicates change or addition.

CODE	PART NAME AND DESCRIPTION	C Y L.	PER CAR	VALIANT LANCER	PLYMOUTH DODGE	CHRYSLER IMPERIAL
3-09-0 DIFFERENTIAL CLUTCH PARTS						
3-09-1	DISC, Clutch, w/Sure-Grip	8	★	----	*1829 451	*1829 451
3-09-3	REPAIR KIT, Differential Sure-Grip	8	1	----	2070 845	2070 845
3-11-0 DIFFERENTIAL BEARINGS						
3-11-1	CONE, w/ROLLERS	6	2	1937 771		
	w/8 1/4" dia. Gear	6	2	----	698 404	
	w/8 3/4" dia. Gear		2	----	1790 523	1790 523
3-11-2	CUP	6	2	1937 770		
			2	----	698 403	698 403
3-11-3	SPACER, Adjusting, .2540" thk.	6	2	2070 082		
	.2560" thk.	6	2	2070 441		
	.2580" thk.	6	2	2070 442		
	.2600" thk.	6	2	2070 084		
	.2620" thk.	6	2	2070 443		
	.2640" thk.	6	2	2070 444		
	.2660" thk.	6	2	2070 086		
	.2680" thk.	6	2	2070 445		
	.2700" thk.	6	2	2070 446		
	.2720" thk.	6	2	2070 088		
	.2740" thk.	6	2	2070 447		
	.2760" thk.	6	2	2070 448		
	.2780" thk.	6	2	2070 090		
	.2800" thk.	6	2	2070 449		
	.2820" thk.	6	2	2070 450		
	.2840" thk.	6	2	2070 092		
3-11-13	ADJUSTER		2	----	601 864	601 864
3-11-14	LOCK, Adjuster.		2	----	308 247	308 247
3-19-0 DRIVE GEAR AND PINION SET						
3-19-1	GEAR and PINION SET, 3.23 to 1 ratio	6	1	2070 563		
	3.55 to 1 ratio	6	1	2070 564		
	3.91 to 1 ratio	6	1	2070 565		
	2.93 to 1 ratio, w/225 cu. in. Eng.	6	1	2070 596		
	3.31 to 1 ratio, 8 1/4" dia. Gear	6	1	----	2070 809	
	2.93 to 1 ratio, 8 1/4" dia. Gear	6	1	----	2070 808	
	2.76 to 1 ratio, 8 3/4" dia. Gear, 1 3/8" dia. Stem, SP1, SP2, SD1, SD2		1	----	2070 689	
	3.23 to 1 ratio, 8 3/4" dia. Gear, 1 3/8" dia. Stem, SP1, SP2, SD1, SD2		1	----	2070 816	
	3.55 to 1 ratio, 8 3/4" dia. Gear, 1 3/8" dia. Stem, SP1, SP2, SD1, SD2		1	----	2070 915	
	3.91 to 1 ratio, 8 3/4" dia. Gear, 1 3/8" dia. Stem, SP1, SP2, SD1, SD2		1	----	2070 300	
	2.93 to 1 ratio, 8 3/4" dia. Gear, 1 3/8" dia. Stem, SD3, SC1, except Sub., SP2, SD2	8	1	----	2070 569	2070 569
	2.93 to 1 ratio, 8 3/4" dia. Gear, 1 3/4" dia. Stem, w/Sure-Grip, SD3, SC1, except Sub.	8	1	----	2070 570	2070 570
	2.93 to 1 ratio, 8 3/4" dia. Gear, 1 3/4" dia. Stem	8	1	----	*2070 570	*2070 570
	3.23 to 1 ratio, 8 3/4" dia. Gear, 1 3/4" dia. Stem, SC1, SC2, SC3.	8	1	----	*2070 817	*2070 817
	3.55 to 1 Ratio, SP2, SD2, w/383 and 413 cu. in. Engine	8	1	----	*2070 916	

★ Indicates use as required. Numerals in parentheses () refer to notes. Printed in U.S.A.
 ☐ Indicates parts not listed in any previous parts book. Prices and specifications subject to change without notice.
 * Indicates change or addition. March 8, 1963 Supersedes May 1, 1962.

1962 PASSENGER CAR PARTS CATALOG

AXLE - REAR

CODE	PART NAME AND DESCRIPTION	CYL	PER CAR	VALIANT LANCER	PLYMOUTH DODGE	CHRYSLER IMPERIAL
3-19-0 DRIVE GEAR AND PINION SET - Cont'd						
3-19-1	GEAR and PINION SET - Cont'd					
	3.91 to 1 Ratio, SP2, SD2, w/383 and 413 cu. in. Engine	8	1	----	*1673 389	
	4.1 to 1 Ratio, SP2, SD2, w/383 and 413 cu. in. Engine	8	1	----	*1673 390	
	4.3 to 1 Ratio, SP2, SD2, w/383 and 413 cu. in. Engine	8	1	----	*1738 822	
	4.56 to 1 Ratio, SP2, SD2, w/383 and 413 cu. in. Engine	8	1	----	*1738 823	
	4.89 to 1 Ratio, SP2, SD2, w/383 and 413 cu. in. Engine	8	1	----	*1738 824	
	3.55 to 1 ratio, 8 3/4" dia. Gear, 1 3/4" dia. Stem, SC3 Armbruster	8	1	----	----	2070 916
3-20-0 DRIVE GEAR BOLT						
3-20-1	BOLT	8	★	1675 485	1675 485	1675 485
	w/Sure-Grip	8	12	----	1945 768	1945 768
3-22-0 DRIVE PINION BEARINGS						
3-22-24	CONE, Front Bearing, w/ROLLERS	6	1	2070 316		
	Rear	6	1	2070 318		
	Front, w/1 3/8" Stem, SD3, SC1, except Sub., SP1, SP2, SD1, SD2		1	----	1820 552	1820 552
	Rear, w/1 3/8" Stem, SD3, SC1, except Sub., SP1, SP2, SD1, SD2		1	----	1401 809	1401 809
	Front, w/1 3/4" dia. Stem, SD3	8	1	----	1401 808	1401 808
	Rear, w/1 3/4" dia. Stem, SD3	8	1	----	1404 472	1404 472
3-22-25	CUP, Front Bearing	6	1	2070 317		
	Rear	6	1	2070 319		
	Front, w/1 3/8" dia. Stem, SD3, SC1, except Sub., SP1, SP2, SD1, SD2		1	----	1820 551	1820 551
	Rear, w/1 3/8" dia. Stem, SD3, SC1, except Sub., SP1, SP2, SD1, SD2		1	----	1401 810	1401 810
	Front, w/1 3/4" dia. Stem, SD3	8	1	----	1401 810	1401 810
	Rear, w/1 3/4" dia. Stem, SD3	8	1	----	1327 847	1327 847
3-22-26	SPACER, Front Bearing Adjusting, .074" thk.	6	★	2070 094		
	.075" thk.	6	★	2070 454		
	.076" thk.	6	★	2070 095		
	.077" thk.	6	★	2070 455		
	.078" thk.	6	★	2070 096		
	.079" thk.	6	★	2070 456		
	.080" thk.	6	★	2070 097		
	.081" thk.	6	★	2070 457		
	.082" thk.	6	★	2070 098		
	.083" thk.	6	★	2070 458		
	.084" thk.	6	★	2070 099		
	.085" thk.	6	★	2070 459		
	.086" thk.	6	★	2070 100		
	.087" thk.	6	★	2070 460		
	.088" thk.	6	★	2070 101		
	.089" thk.	6	★	2070 461		
	.090" thk.	6	★	2070 102		
	.091" thk.	6	★	2070 462		
	.092" thk.	6	★	2070 103		
	.093" thk.	6	★	2070 463		
	.094" thk.	6	★	2070 104		
	.095" thk.	6	★	2070 464		
	.096" thk.	6	★	2070 105		
	.097" thk.	6	★	2070 465		
	.098" thk.	6	★	2070 106		

★ Indicates use as required. Numerals in parentheses () refer to notes. Printed in U.S.A.
 □ Indicates parts not listed in any previous parts book. Prices and specifications subject to change without notice.
 March 8, 1963 Supersedes May 1, 1962. * Indicates change or addition.

CODE	PART NAME AND DESCRIPTION	C Y L.	PER CAR	VALIANT LANCER	PLYMOUTH DODGE	CHRYSLER IMPERIAL
3-22-0 DRIVE PINION BEARINGS - Cont'd						
3-22-26	SPACER - Cont'd					
	.099" thk.	6	★	2070 466		
	.100" thk.	6	★	2070 107		
	.101" thk.	6	★	2070 467		
	.102" thk.	6	★	2070 108		
	.103" thk.	6	★	2070 468		
	.104" thk.	6	★	2070 109		
	.105" thk.	6	★	2070 469		
	.106" thk.	6	★	2070 110		
	SPACER, Rear Bearing w/8 1/4" dia. Gear w/8 3/4" dia. Gear, w/1 3/8" dia. Stem, SD3, SC1, except Sub., SP1, SP2, SD1, SD2	6	1	----	2070 709	
			1	----	1738 826	1738 826
3-22-27	WASHER, Rear Bearing, .084" thk.	6	★	1738 794		
	.086" thk.	6	★	1738 795		
	.088" thk.	6	★	1738 796		
	.090" thk.	6	★	1738 797		
	.092" thk.	6	★	1738 798		
	.094" thk.	6	★	1738 799		
	.096" thk.	6	★	1738 800		
	.098" thk.	6	★	1738 801		
	.100" thk.	6	★	1738 802		
	w/1 3/8" dia. Stem, .084" thk., SD3, SC1, except Sub., SP1, SP2, SD1, SD2		★	----	1738 794	1738 794
	w/1 3/8" dia. Stem, .086" thk., SD3, SC1, except Sub., SP1, SP2, SD1, SD2		★	----	1738 795	1738 795
	w/1 3/8" dia. Stem, .088" thk., SD3, SC1, except Sub., SP1, SP2, SD1, SD2		★	----	1738 796	1738 796
	w/1 3/8" dia. Stem, .090" thk., SD3, SC1, except Sub., SP1, SP2, SD1, SD2		★	----	1738 797	1738 797
	w/1 3/8" dia. Stem, .092" thk., SD3, SC1, except Sub., SP1, SP2, SD1, SD2		★	----	1738 798	1738 798
	w/1 3/8" dia. Stem, .094" thk., SD3, SC1, except Sub., SP1, SP2, SD1, SD2		★	----	1738 799	1738 799
	w/1 3/8" dia. Stem, .096" thk., SD3, SC1, except Sub., SP1, SP2, SD1, SD2		★	----	1738 800	1738 800
	w/1 3/8" dia. Stem, .098" thk., SD3, SC1, except Sub., SP1, SP2, SD1, SD2		★	----	1738 801	1738 801
	w/1 3/8" dia. Stem, .100" thk., SD3, SC1, except Sub., SP1, SP2, SD1, SD2		★	----	1738 802	1738 802
	w/1 3/4" dia. Stem, .084" thk., SD3	8	★	----	1738 812	1738 812
	w/1 3/4" dia. Stem, .086" thk., SD3	8	★	----	1738 813	1738 813
	w/1 3/4" dia. Stem, .088" thk., SD3	8	★	----	1738 814	1738 814
	w/1 3/4" dia. Stem, .090" thk., SD3	8	★	----	1738 815	1738 815
	w/1 3/4" dia. Stem, .092" thk., SD3	8	★	----	1738 816	1738 816
	w/1 3/4" dia. Stem, .094" thk., SD3	8	★	----	1738 817	1738 817
	w/1 3/4" dia. Stem, .096" thk., SD3	8	★	----	1738 818	1738 818
	w/1 3/4" dia. Stem, .098" thk., SD3	8	★	----	1738 819	1738 819
	w/1 3/4" dia. Stem, .100" thk., SD3	8	★	----	1738 820	1738 820
3-22-28	SHIM, Front Bearing Adjusting, w/1 3/8" dia. Stem, .014" thk., SD3, SC1, except Sub., SP1, SP2, SD1, SD2		★	----	1820 703	1820 703
	w/1 3/8" dia. Stem, .016" thk., SD3, SC1, except Sub., SP1, SP2, SD1, SD2		★	----	1820 704	1820 704
	w/1 3/8" dia. Stem, .018" thk., SD3, SC1, except Sub., SP1, SP2, SD1, SD2		★	----	1820 705	1820 705
	w/1 3/8" dia. Stem, .020" thk., SD3, SC1, except Sub., SP1, SP2, SD1, SD2		★	----	*1820 706	*1820 706
	w/1 3/8" dia. Stem, .22" thk., SD3, SC1, except Sub., SP1, SP2, SD1, SD2		★	----	1828 725	1828 725

★ Indicates use as required. Numerals in parentheses () refer to notes. Printed in U.S.A.
 ☐ Indicates parts not listed in any previous parts book. Prices and specifications subject to change without notice.
 * Indicates change or addition. March 8, 1963 Supersedes May 1, 1962.

1962 PASSENGER CAR PARTS CATALOG

AXLE - REAR

CODE	PART NAME AND DESCRIPTION	C Y L.	PER CAR	VALIANT LANCER	PLYMOUTH DODGE	CHRYSLER IMPERIAL
3-22-0 DRIVE PINION BEARINGS - Cont'd						
3-22-28	SHIM - Cont'd w/1 3/8" dia. Stem, 24" thk., SD3, SC1, except Sub., SP1, SP2, SD1, SD2		★	----	1829 440	1829 440
	w/1 3/8" dia. Stem, .026" thk., SD3, SC1, except Sub., SP1, SP2, SD1, SD2		★	----	1829 441	1829 441
	w/1 3/8" dia. Stem, .030" thk., SD3, SC1, except Sub., SP1, SP2, SD1, SD2		★	----	*1820 707	*1820 707
	w/1 3/8" dia. Stem, .050" thk., SD3, SC1, except Sub., SP1, SP2, SD1, SD2		★	----	*1820 709	*1820 709
	w/1 3/4" dia. Stem, .014" thk., SD3	8	★	----	1738 805	1738 805
	w/1 3/4" dia. Stem, .016" thk., SD3	8	★	----	1738 806	1738 806
	w/1 3/4" dia. Stem, .018" thk., SD3	8	★	----	1738 807	1738 807
	w/1 3/4" dia. Stem, .022" thk., SD3	8	★	----	1829 442	1829 442
	w/1 3/4" dia. Stem, .024" thk., SD3	8	★	----	1829 443	1829 443
	w/1 3/4" dia. Stem, .026" thk., SD3	8	★	----	1829 444	1829 444
3-22-45	OIL SEAL, Front Bearing	6	1	2070 113		
	w/1 3/8" dia. Stem, SD3, SC1, except Sub. SP1, SP2, SD1, SD2		1	----	1738 831	1738 831
	w/1 3/4" dia. Stem, SD3	8	1	----	1828 719	1828 719
3-32-0 DRIVE SHAFT						
3-32-1	SHAFT, w/BEARING, COLLAR and STUDS, Right Left	6	1	2070 142 2070 143		
	SHAFT, SP1, SP2, SD1, SD2	6	2	----	2070 573	
	w/Sure-Grip, SP2, SD2	8	2	----	2070 695	
	SD3, SC1, SC2, SC3	8	2	----	1675 448	1675 448
	w/Sure-Grip, SD3, SC1, SC2, SC3	8	2	----	1829 266	1829 266
	SP2, SD2, w/413 cu. in. Engine	8	2	----	E2404 050	
	SY1	8	2	----	----	1675 449
	w/Sure-Grip, SY1	8	2	----	----	1829 267
	SC3 Armbruster	8	2	----	----	1820 555
3-32-4	KEY		2	----	1118 149	1118 149
3-32-5	NUT		2	----	53 553	53 553
3-32-6	WASHER		2	----	50 652	50 652
3-32-8	BLOCK, Thrust, w/8 1/4" dia. Gear	6	1	----	2070 663	
	w/8 3/4" dia. Gear		1	----	1940 604	1940 604
3-32-9	SPACER, Thrust Block, w/Sure-Grip	8	2	----	1829 445	1829 445
	PIN, w/Sure-Grip	8	1	----	273 703	273 703
3-33-0 DRIVE SHAFT BEARINGS						
3-33-1	CONE, w/CUP and COLLAR	6	2	*2421 069		
	CONE, w/ROLLERS, SC1, SC2, SC3		2	----	* 698 400	* 698 400
	SC3 Armbruster, SY1	8	2	----	----	1673 375
3-33-2	CUP, SC1, SC2, SC2		2	----	698 399	698 399
	SC3 Armbruster, SY1	8	2	----	----	1188 715
3-33-4	SHIM, .005" thk., w/1 3/8" dia. Stem, SP1, SP2, SD1, SD2		★	----	2070 866	
	.012" thk., w/1 3/8" dia. Stem, SP1, SP2, SD1, SD2		★	----	2070 868	
	.030" thk., w/1 3/8" dia. Stem, SP1, SP2, SD1, SD2		★	----	2070 870	
	.005" thk., SD3	8	★	----	1137 203	1137 203
	.012" thk., SD3	8	★	----	681 320	681 320
	.030" thk., SD3	8	★	----	681 322	681 322

★ Indicates use as required.

Numerals in parentheses () refer to notes.

Printed in U.S.A.

E Indicates parts not listed in any previous parts book.

Prices and specifications subject to change without notice.

March 8, 1963 Supersedes May 1, 1962.

* Indicates change or addition.

