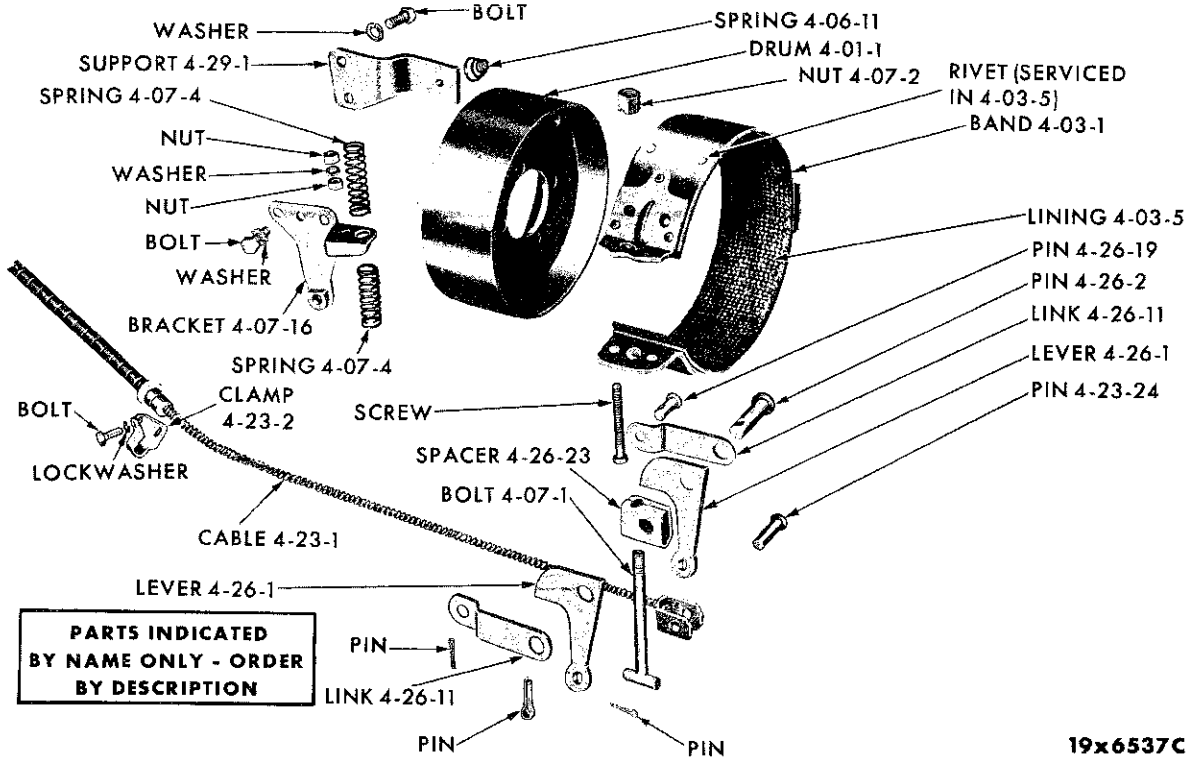
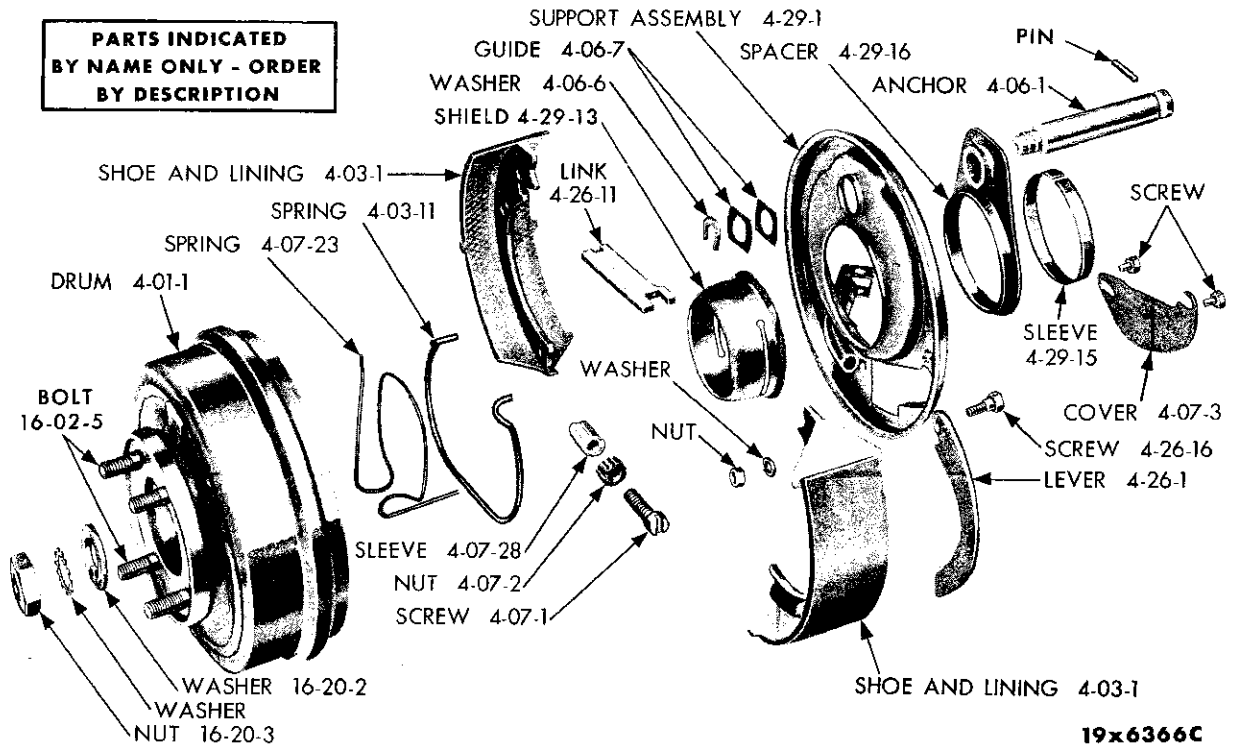


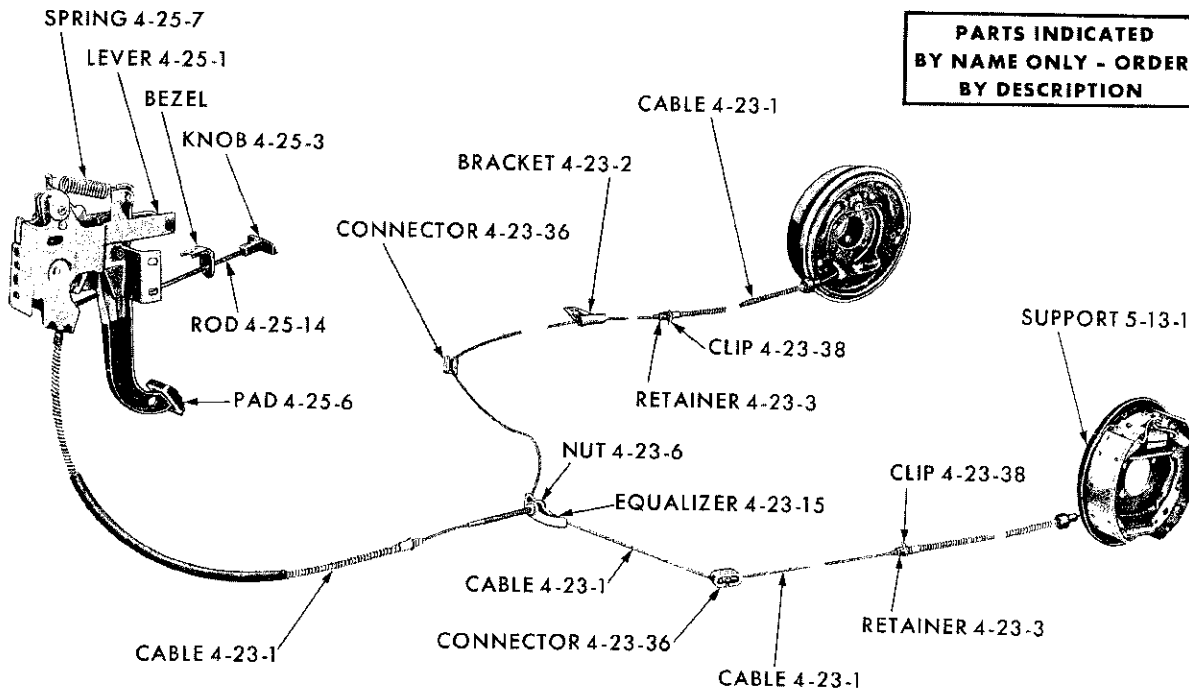
GROUP 4 - BRAKE - PARKING



PARKING BRAKE (EXTERNAL PARTS) - DODGE SD3 AND CHRYSLER SC1-2 (WITH STANDARD TRANSMISSION)

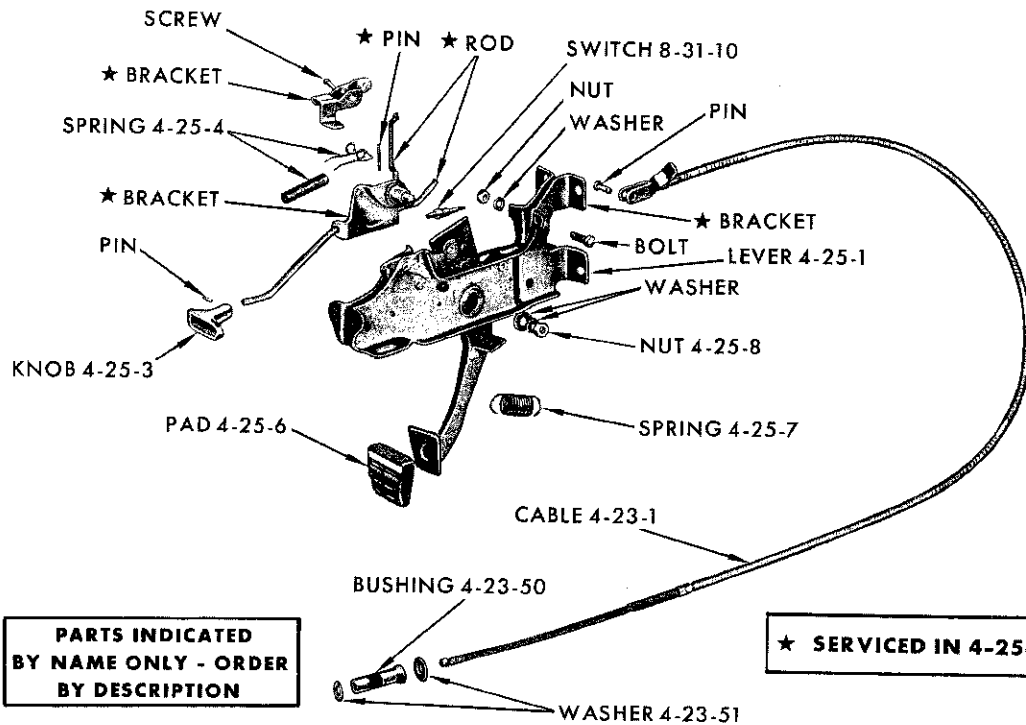


PARKING BRAKE (INTERNAL TYPE) - DODGE SD3, CHRYSLER SC1-2-3 AND IMPERIAL SY1 (WITH AUTOMATIC TRANSMISSION)



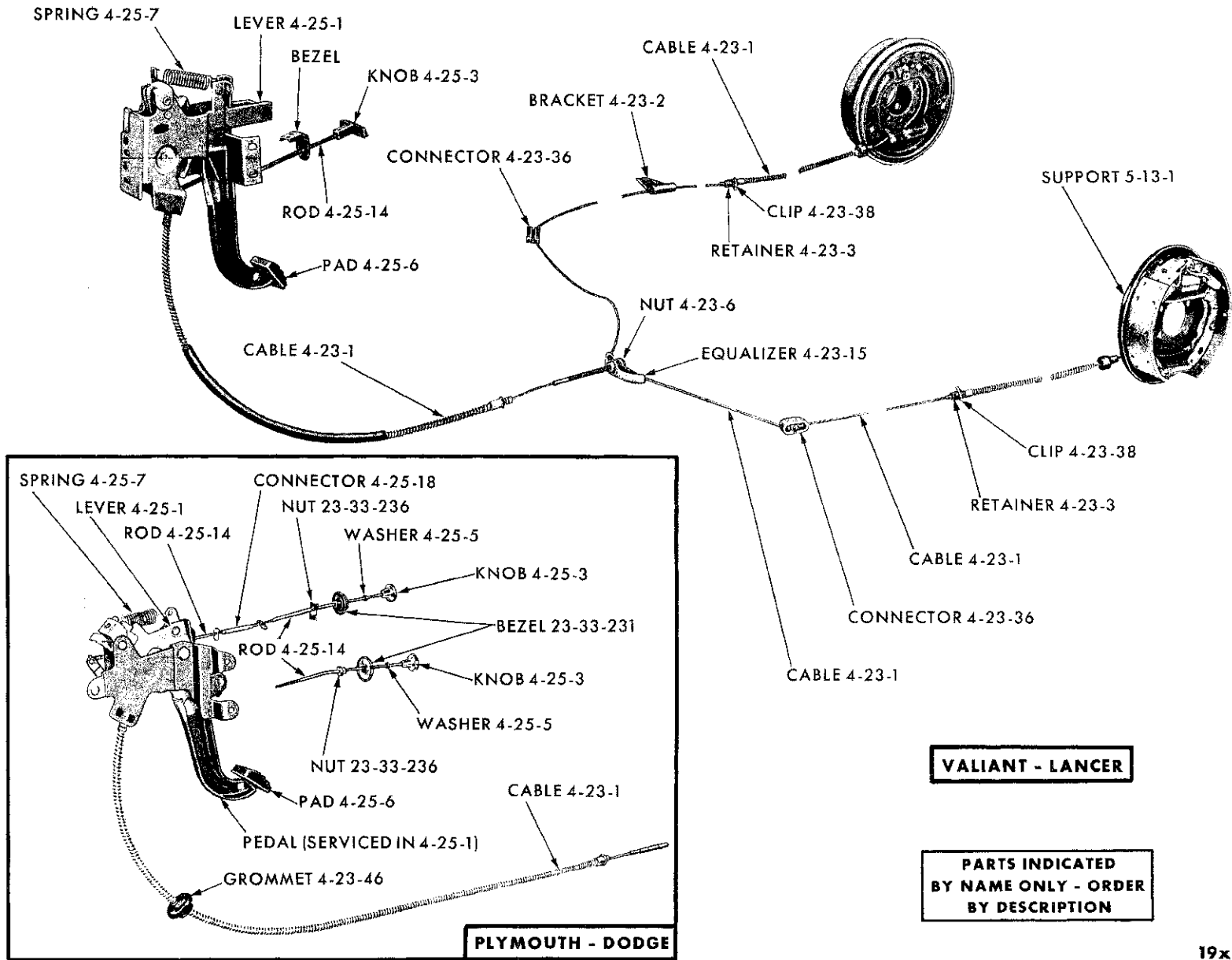
19x9031

PARKING BRAKE SYSTEM - VALIANT SV1 AND LANCER SL1



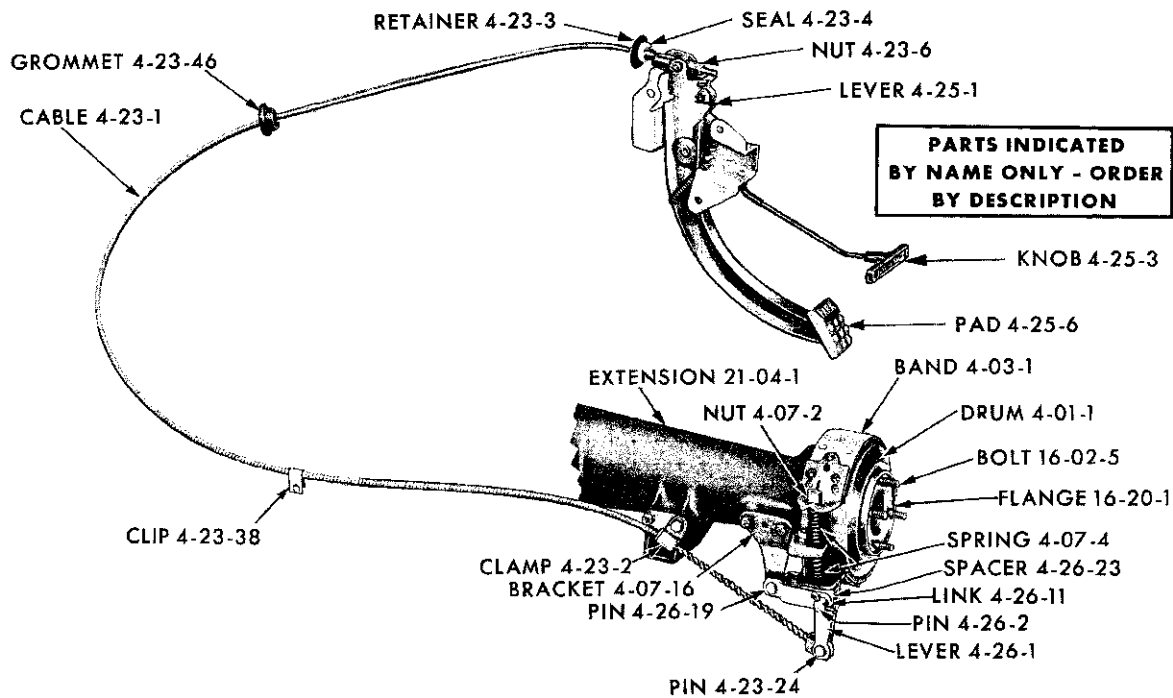
19x9018

PARKING BRAKE CONTROLS - IMPERIAL SY1



PARKING BRAKE SYSTEM - PLYMOUTH SP1-2, DODGE SD1-2, VALIANT SV1 AND LANCER SL1

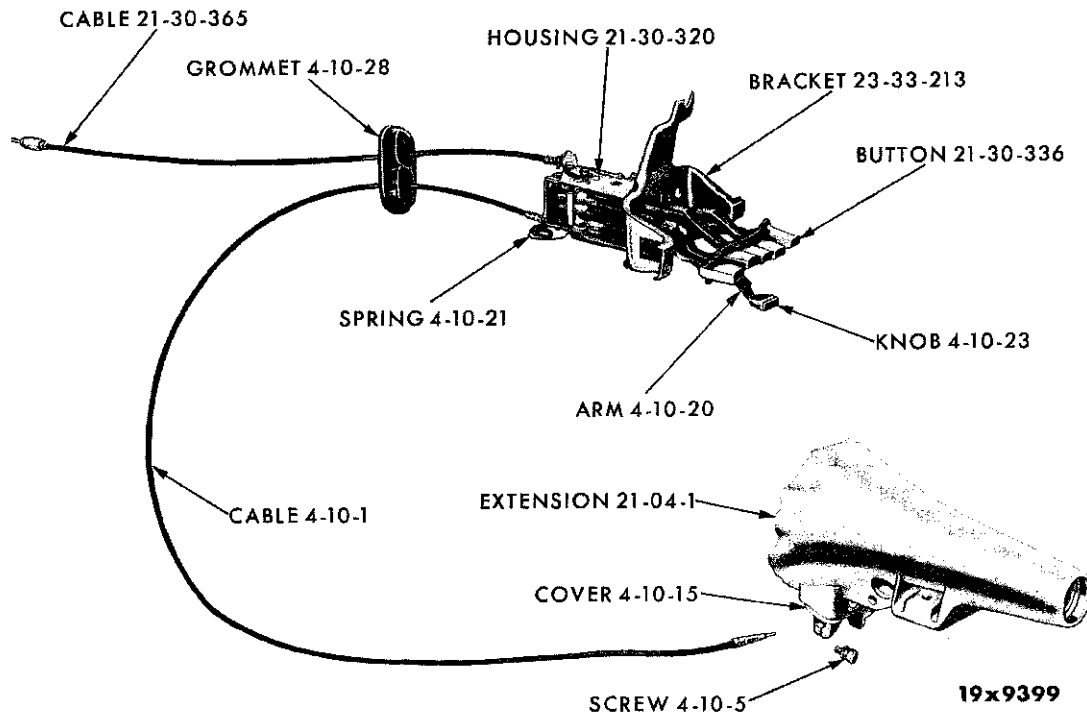
19x9345



**PARTS INDICATED  
BY NAME ONLY - ORDER  
BY DESCRIPTION**

19x8519B

PARKING BRAKE SYSTEM - DODGE SD3 AND CHRYSLER SC1-2-3 (STANDARD TRANSMISSION)



19x9399

TRANSMISSION PARKING LOCK SYSTEM

CODE	PART NAME AND DESCRIPTION	C Y L.	PER CAR	VALIANT LANCER	PLYMOUTH DODGE	CHRYSLER IMPERIAL
<b>4-01-O PARKING BRAKE DRUM</b>						
4-01-1	DRUM, w/Std. Trans., SD3, SC1, SC2 . . . . .	8	1	----	*2124 682	*2124 682
	w/Auto. Trans., SD3 . . . . .	8	1	----	*1949 579	*1949 579
4-01-2	BOLT, w/Auto. Trans., SD3 . . . . .	8	4	----	*1946 283	*1946 283
	w/Std. Trans., SC1, SC2 . . . . .	8	4	----	----	1326 773
<b>4-03-O PARKING BRAKE BAND OR SHOE</b>						
4-03-1	BAND, w/LINING, w/Std. Trans., SD3, SC1, SC2 .	8	1	----	* 863 146	* 863 146
	SHOE, w/LINING, w/Auto. Trans., SD3 . . . . .		2	----	*2122 213	*2122 213
4-03-5	LINING PACKAGE, w/Std. Trans., SD3, SC1, SC2	8	1	----	*1843 179	*1843 179
4-03-8	SHOE, w/Auto. Trans., SD3 . . . . .	8	2	----	*2122 214	*2122 214
4-03-11	SPRING, Shoe Return, w/Auto. Trans., SD3 . . . .	8	1	----	*1403 611	*1403 611
<b>4-06-O PARKING BRAKE SHOE ANCHOR</b>						
4-06-1	ANCHOR, w/Auto. Trans., SD3 . . . . .	8	1	----	*1488 884	*1488 884
4-06-3	SCREW, Anchor, w/Std. Trans., SD3, SC1, SC2 . .	8	1	----	* 665 454	* 665 454
4-06-6	WASHER, Anchor, w/Auto. Trans., SD3 . . . . .	8	1	----	*600 983	* 600 983
4-06-7	GUIDE, Shoe, w/Auto. Trans., SD3 . . . . .	8	2	----	*1403 574	*1403 574
4-06-11	SPRING, Anchor, w/Std. Trans., SD3, SC1, SC2 .	8	1	----	* 855 274	* 855 274
<b>4-07-O PARKING BRAKE ADJUSTER</b>						
4-07-1	BOLT, Adjusting, w/Std. Trans., SD3, SC1, SC2 .	8	1	----	*1325 701	*1325 701
	SCREW, Shoe Adjusting, w/Auto. Trans., SD3 . .	8	1	----	*1314 478	*1314 478
4-07-2	NUT, Adjusting Bolt, w/Std. Trans., SD3, SC1, SC2	8	1	----	* 852 429	* 852 429
	Shoe Adjusting Bolt, w/Auto. Trans., SD3 . . . .	8	1	----	*1314 477	*1314 477
4-07-3	COVER, Adjusting Screw, w/Auto. Trans., SD3 . .	8	1	----	*1317 858	*1317 858
4-07-4	SPRING, Release, Upper, w/Std. Trans., SD3,	8	1	----	* 694 773	* 694 773
	SC1, SC2 . . . . .	8	1	----	* 388 302	* 388 302
	Lower, w/Std. Trans., SD3, SC1, SC2 . . . . .					
4-07-16	BRACKET, Adjusting Bolt, w/Std. Trans., SD3,	8	1	----	* 853 876	* 853 876
	SC1, SC2 . . . . .					
4-07-23	SPRING, Shoe Guide and Grease Shield, w/Auto.	8	1	----	*1530 775	*1530 775
	Trans., SD3 . . . . .					
4-07-28	SLEEVE, Shoe Adjusting, w/Auto Trans., SD3 . .	8	1	----	*1314 476	*1314 476
<b>4-08-O PARKING BRAKE LEVER - (HAND OPERATED)</b>						
4-08-1	LEVER . . . . .		1	----	2265 313	
4-08-3	BRACKET, Mounting . . . . .		1	----	2401 302	
4-08-8	PIN, Handle Stop . . . . .		1	----	*1405 532	
4-08-25	SPRING, Handle Return . . . . .		1	----	1405 523	
4-08-26	ANCHOR, Lever Return Spring . . . . .		1	----	2265 324	
4-08-34	HINGE, Lever . . . . .		1	----	2265 322	
4-08-35	PIN, Hinge . . . . .		1	----	1732 198	
4-08-36	RETAINER, Hinge Pin . . . . .		1	----	1829 817	
<b>4-10-O TRANSMISSION PARKING LOCK</b>						
4-10-1	CABLE, SP1, SP2 . . . . .		1	2401 291	2401 291	
	SD1, SD2 . . . . .		1	----	2401 292	

★ Indicates use as required.

Numerals in parentheses ( ) refer to notes.

Printed in U.S.A.

☐ Indicates parts not listed in any previous parts book.

Prices and specifications subject to change without notice.

\* Indicates change or addition.

May 1, 1962 Supersedes Nov. 30, 1961.

# 1962 PASSENGER CAR PARTS CATALOG

BRAKE - PARKING

CODE	PART NAME AND DESCRIPTION	C Y L.	PER CAR	VALIANT LANCER	PLYMOUTH DODGE	CHRYSLER IMPERIAL
<b>4-10-0 TRANSMISSION PARKING LOCK - Cont'd</b>						
4-10-2	ADAPTER . . . . .		1	1942 199	1942 199	
4-10-3	SPRING, Cable Adapter . . . . .		1	1673 184	1673 184	
	Cable Actuator . . . . .		1	1942 011	1942 011	
4-10-4	WASHER, Cable Adapter . . . . .		1	1942 012	1942 012	
4-10-5	SCREW, Cable Clamp . . . . .		1	2124 637	2124 637	
	NUT . . . . .		1	* 120 367	* 120 637	
	LOCK WASHER . . . . .		1	* 120 380	* 120 380	
4-10-7	LEVER, Sprag Operating . . . . .		1	2124 589	2124 589	
4-10-8	SHAFT, Operating Lever . . . . .	6	1	1942 544	1942 544	
		8	1	-----	1942 163	
4-10-9	SPACER, Operating Lever . . . . .		1	2124 588	2124 588	
4-10-10	SPRAG . . . . .		1	1942 000	1942 000	
4-10-11	SPRING, Sprag . . . . .		1	1942 161	1942 161	
4-10-12	BUSHING, Sprag . . . . .		1	1942 162	1942 162	
4-10-15	COVER, UP TO . . . . .		1	*1942 164 (1)	*1942 164 (1)	
	AFTER . . . . .		1	*2400 062 (1)	*2400 062 (1)	
4-10-16	GASKET, Cover, UP TO . . . . .		1	*2298 548 (1)	*2298 548 (1)	
	AFTER . . . . .		1	*2205 207 (1)	*2205 207 (1)	
4-10-17	ROLLER . . . . .		1	1942 005	1942 005	
4-10-19	BEARING, Roller Needle . . . . .		22	1942 006	1942 006	
4-10-20	LEVER, Sprag Control . . . . .		1	2208 169	2208 169	
	ARM, Sprag Control Lever, SP1, SP2 . . . . .		1	2401 294	2260 855	
	SD1, SD2 . . . . .		1	-----	E2401 296	
4-10-21	SPRING, Control Lever . . . . .		1	2123 248	2123 248	
4-10-22	NUT, Control Lever, w/WASHER . . . . .		1	6023 118	6023 118	
	Control Lever Stud, w/WASHER . . . . .		2	6022 582	6022 582	
4-10-23	KNOB, Control Lever Arm, SV1, SL1 . . . . .	6	1	2258 495		
	SP1, SP2 . . . . .		1	-----	2204 256	
	SD1, SD2 . . . . .		1	-----	2258 884	
4-10-24	RIVET, Roller Shaft . . . . .		1	2124 648	2124 648	
4-10-27	SEAL, Control Cable . . . . .		1	1536 268	1536 268	
4-10-28	GROMMET, Control Cable Dash . . . . .		1	2265 189	*2265 190	
<b>4-13-0 PARKING BRAKE LEVER PAWL</b>						
4-13-6	PIN, Pawl Pivot, Hand Operated . . . . .		2	-----	1406 526	
4-13-10	SPRING, Pawl, Hand Operated . . . . .		2	-----	1406 522	
<b>4-19-0 PARKING BRAKE LEVER RETURN SPRING</b>						
4-19-1	SPRING, Hand Operated . . . . .		1	-----	1946 446	
NOTE 1: SV1, SL1, SP1, SD1, Trans. No. 523 930						
SP2, SD2, Trans. No. 118991						

★ Indicates use as required.

Numerals in parentheses ( ) refer to notes.

Printed in U.S.A.

ⓔ Indicates parts not listed in any previous parts book.

Prices and specifications subject to change without notice.

May 1, 1962 Supersedes Nov. 30, 1961.

\* Indicates change or addition.

CODE	PART NAME AND DESCRIPTION	CYL.	PER CAR	VALIANT LANCER	PLYMOUTH DODGE	CHRYSLER IMPERIAL
<b>4-23-O PARKING BRAKE CABLE</b>						
4-23-1	CABLE, Front, Hand Operated, SP1, SP2, SD1, SD2		1	----	2401 304	
	Foot Operated, SP1, SP2, SD1, SD2		1	2071 134	2401 308	
	w/EQUALIZER, SP1, SP2, SD1, SD2		1	2071 101	2260 210	
	Rear, SP1, SP2, SD1, SD2		2	2071 135	2260 212	
	w/Std. Trans., SD3	8	1	----	2401 347	
	w/Auto. Trans., SD3	8	1	----	2401 345	
	w/Std. Trans., SC1, SC2	8	1	----	----	*2401 347
	w/Auto. Trans., SC1, SC2, SC3	8	1	----	----	*2401 345
	w/Auto. Trans., SY1	8	1	----	----	1829 790
4-23-2	BRACKET, Cable Guide, Rear	6	2	2259 028		
	w/413 cu. in. Engine	8	2	----	*2259 028	
	Cable Guide, Front		2	----	2254 785	
	Cable Clamp, w/Std. Trans., SD3, SC1, SC2	8	1	----	1829 816	1829 816
	PLATE, Accelerator Reinforcement and Cable Guide		1	----	2255 583	
4-23-3	RETAINER, Cable	8	★ 1	2071 132	1946 468	1946 468
4-23-4	SEAL, Cable on Floor Pan	6	1	2259 118		
	On Dash Panel, SD3	8	1	----	1946 415	1946 415
4-23-6	NUT, Cable Adjusting Lock, SD1, SD2		1	2073 205	2073 205	
	SD3		1	----	1946 416	1946 416
4-23-7	SUPPORT, on Rear Side Rail		2	2251 398	2251 398	
4-23-15	EQUALIZER, Cable		1	2073 134	2073 134	
4-23-24	PIN, Lower Clevis, w/Std. Trans., SD3, SC1, SC2	8	1	----	608 240	608 240
	Upper, Hand Operated		1	----	2265 269	
4-23-28	CLAMP, Cable, Hand Operated		1	----	2401 303	
4-23-36	CONNECTOR, Cable		2	2071 094	2071 094	
4-23-38	CLIP, Cable, to Support, Rear		2	2401 300	2401 300	
	Front		1	----	2265 320	
	To Fender Shield, SD3,	8	1	----	6006 120	6006 120
4-23-46	GROMMET, Cable on Dash Panel, SY1		1	----	1370 460	1370 460
4-23-50	BUSHING, Cable, w/Auto. Trans., SD3, SC1, SC2, SC3	8	1	----	1943 828	1943 828
	SY1	8	1	----	----	1406 964
4-23-51	WASHER, Cable, Inner, w/Auto. Trans., SD3, SC1, SC2, SC3	8	1	----	1943 833	1943 833
	Inner, SY1	8	1	----	----	1406 975
	Outer, SY1	8	1	----	----	1406 976
<b>4-25-O PARKING BRAKE LEVER (FOOT OPERATED)</b>						
4-25-1	LEVER, SP1, SP2, SD1, SD2		1	2265 259	*2401 770	
	SD3, SC1, SC2, SC3	8	1	----	2275 738	2275 738
	SY1	8	1	----	----	2071 098
4-25-2	BRACKET, Mounting, on Inst. Panel, SY1	8	1	----	----	2080 568
	BOLT, w/WASHER, to Cowl, SD3, SC1, SC2, SC3		3	----	6022 335	6022 335
4-25-3	KNOB, Release, SV1, SL1	6	1	2071 131		
	SP1, SP2		1	----	2265 281	
	SD1, SD2		1	----	2265 282	
	SD3, SC1, SC2, SC3	8	1	----	2200 642	2200 642
	SY1	8	1	----	----	2208 009

★ Indicates use as required.

Numerals in parentheses ( ) refer to notes.

Printed in U.S.A.

☐ Indicates parts not listed in any previous parts book.

Prices and specifications subject to change without notice.

\* Indicates change or addition.

March 8, 1963 Supersedes May 1, 1962.

# 1962 PASSENGER CAR PARTS CATALOG

BRAKE - PARKING

CODE	PART NAME AND DESCRIPTION	C Y L.	PER CAR	VALIANT LANCER	PLYMOUTH DODGE	CHRYSLER IMPERIAL
<b>4-25-O PARKING BRAKE LEVER (FOOT OPERATED) - Cont'd</b>						
4-25-4	SPRING, Release Arm Return for 2265 252 Lever, SD3, SC1, SC2, SC3 . . . . .	8	1	----	*2207 988	*2207 988
	For 2071 098 Lever, SY1 . . . . .	8	1	----	----	2201 470
	Pawl, for 2265 252 Lever, SD3, SC1, SC2, SC3 . . . . .	8	1	----	*2208 017	*2208 017
4-25-5	WASHER, Release Knob . . . . .		1	----	2265 296	
4-25-6	PAD, Pedal, SC1, SC2, SC3 . . . . .		1	1946 401	1946 401	1946 401
	SY1 . . . . .	8	1	----	----	1946 434
4-25-7	SPRING, Pedal Return, SD1, SD2 . . . . .		1	*2071 114	*2265 314	
	For 2265 252 Lever, SD3, SC1, SC2, SC3 . . . . .	8	1	----	*2208 022	*2208 022
	For 2071 098 Lever, SY1 . . . . .	8	1	----	----	2208 043
4-25-8	NUT, Pedal Pivot or Release Arm, SY1 . . . . .		1	----	1927 232	6023 035
4-25-9	BUMPER, Pedal Stop . . . . .		1	----	2071 150	
4-25-10	BUSHING, Pedal Pivot, SY1 . . . . .	8	1	----	----	2401 301
4-25-14	ROD, Release Arm . . . . .		1	2265 277	2265 315	
	Pedal Release . . . . .		1	----	2071 154	
4-25-15	CLIP, Release Rod . . . . .		1	667 774	6008 145	
4-25-17	NUT, Pedal Pivot . . . . .		1	1927 232	1927 232	
4-25-18	CONNECTOR, Release Arm Rod . . . . .		1	----	2265 316	
4-25-21	SCREW, Lever Mounting . . . . .	6	4	2094 890		
	BOLT, Lever Support Bracket . . . . .		3	----	6022 307	6022 335
<b>4-26-O PARKING BRAKE OPERATING LEVER</b>						
4-26-1	LEVER, Right . . . . .	6	1	2265 360		
	Left . . . . .	6	1	2265 361		
	Right, 10" x 2 1/2" Brakes . . . . .		1	----	2260 830	
	Left, 10" x 2 1/2" Brakes . . . . .		1	----	2260 831	
	Right, 11" x 2 1/2" Brakes, SD1, SD2 . . . . .		1	----	*2260 800	
	Left, 11" x 2 1/2" Brakes, SD1, SD2 . . . . .		1	----	*2260 801	
	w/Std., Trans., SD3, SC1, SC2 . . . . .	8	2	----	*1636 257	*1636 257
	w/Auto. Trans., SD3 . . . . .	8	1	----	*1315 879	*1315 879
4-26-2	PIN, Clevis, w/Std. Trans., SD3, SC1, SC2 . . . . .	8	1	----	----	* 852 454
4-26-11	LINK, Operating Lever, w/Std. Trans., SD3, SC1, SC2 . . . . .	8	2	----	* 697 814	* 697 814
	w/Auto. Trans., SD3 . . . . .	8	1	----	*1406 677	*1406 677
4-26-16	SCREW, Lever, w/Auto. Trans., SD3 . . . . .	8	1	----	*1317 150	*1317 150
4-26-17	STRUT, Lever . . . . .	6	2	2072 689		
	10" x 2 1/2" Brakes . . . . .		2	----	2260 423	
	11" x 2 1/2" Brakes . . . . .		2	----	2260 557	
4-26-18	SPRING, Strut . . . . .		2	2072 646	2260 807	
4-26-19	PIN, Lever Link, w/Std. Trans., SD3, SC1, SC2 . . . . .	8	1	----	* 652 970	* 652 970
4-26-23	SPACER, Lever, w/Std. Trans., SD3, SC1, SC2 . . . . .	8	1	----	*1314 013	*1314 013
4-26-26	WASHER, Lever Pin . . . . .		2	2072 643	2072 643	
4-26-27	LOCK, Lever Pin Washer . . . . .		2	2072 644	2072 644	
4-26-28	NUT, Operating Lever Screw, w/Auto. Trans., SD3 . . . . .	8	1	----	*2208 008	*2208 008

★ Indicates use as required. Numerals in parentheses ( ) refer to notes. Printed in U.S.A.  
 B Indicates parts not listed in any previous parts book. Prices and specifications subject to change without notice.  
 May 1, 1962 Supersedes Nov. 30, 1961. \* Indicates change or addition.





