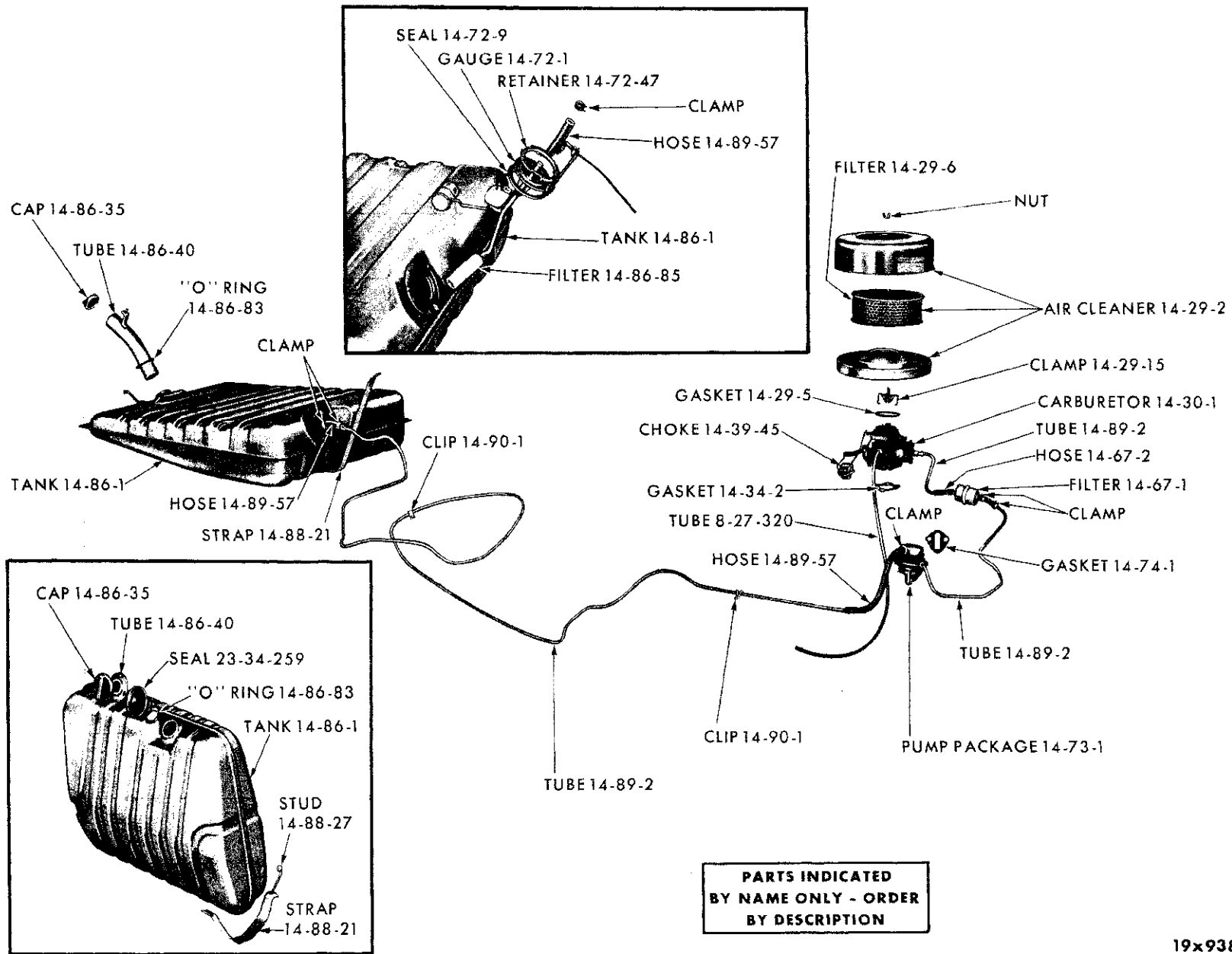
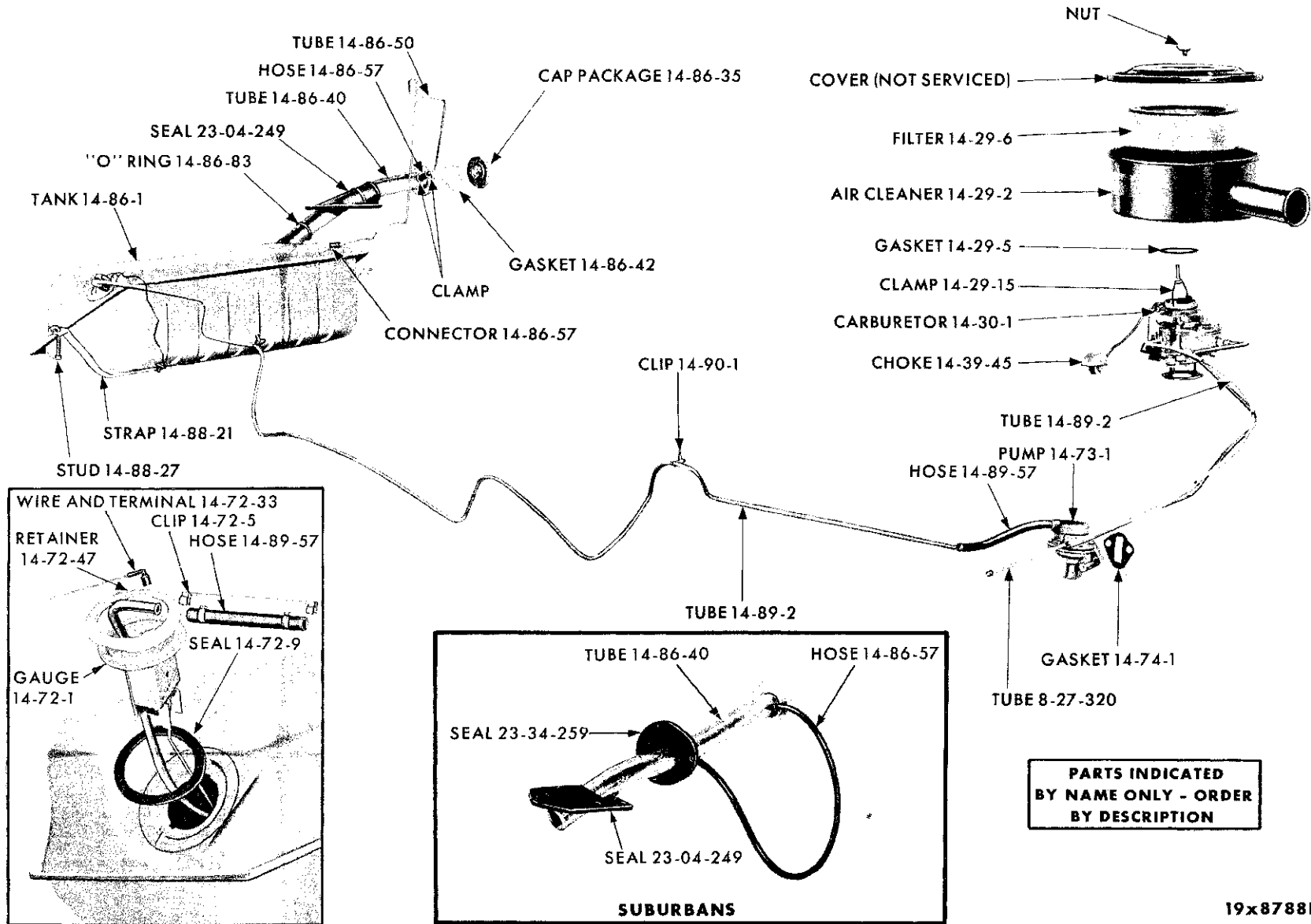


GROUP 14 - FUEL



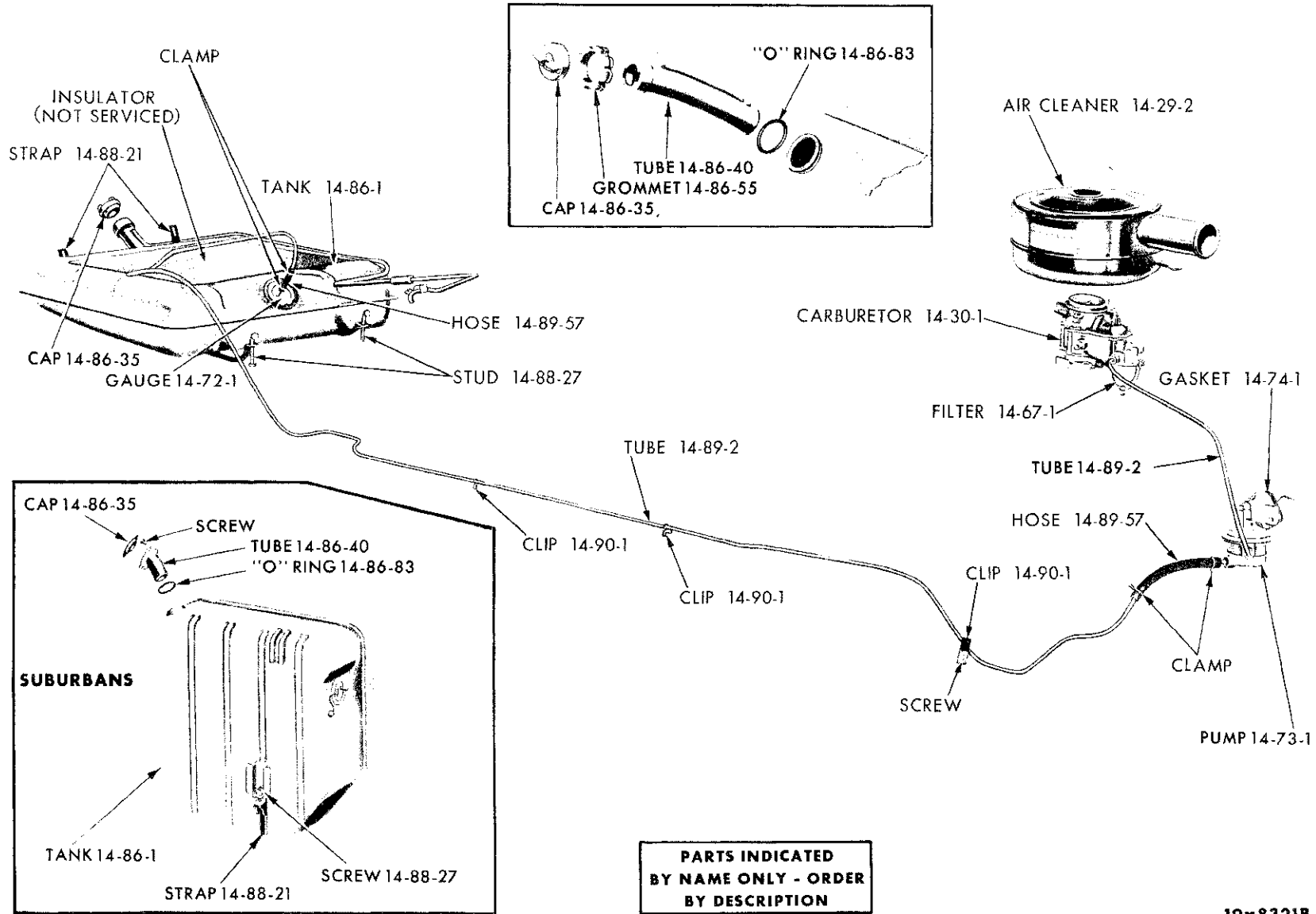
FUEL SYSTEM (6 CYLINDER) - EXCEPT CHRYSLER SC1-2-3 AND IMPERIAL SY1

19x9383



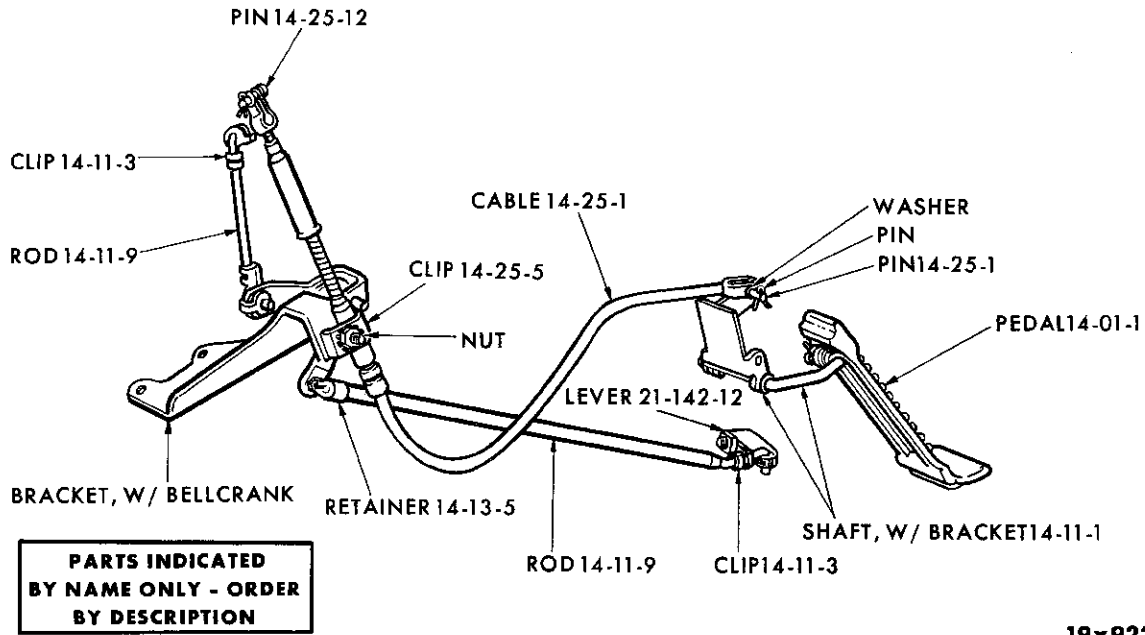
FUEL SYSTEM - VALIANT SV1 AND LANCER SL1

19x8788B



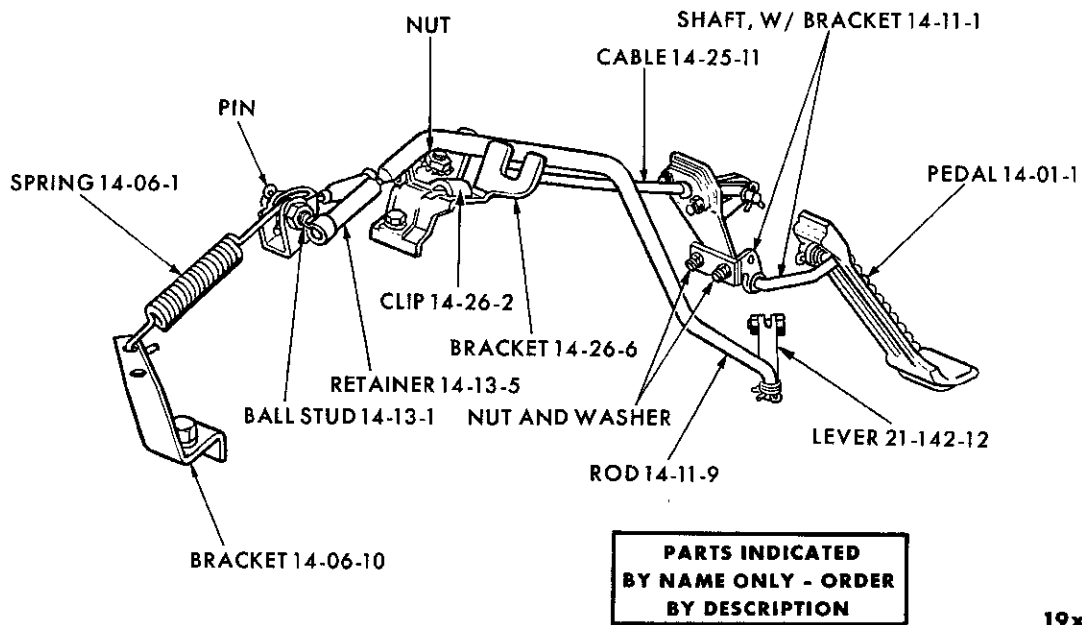
19x8321B

FUEL SYSTEM - CHRYSLER SC1-2-3



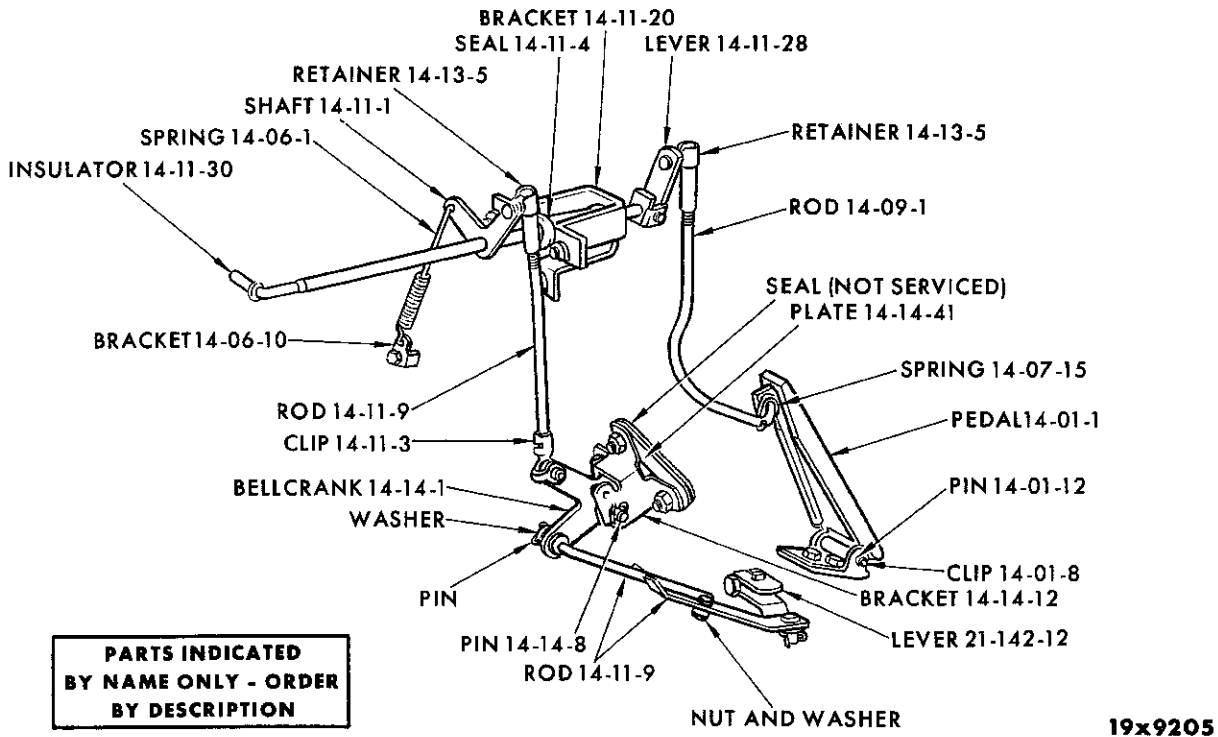
19x9220

THROTTLE LINKAGE - PLYMOUTH SP1 AND DODGE SD1

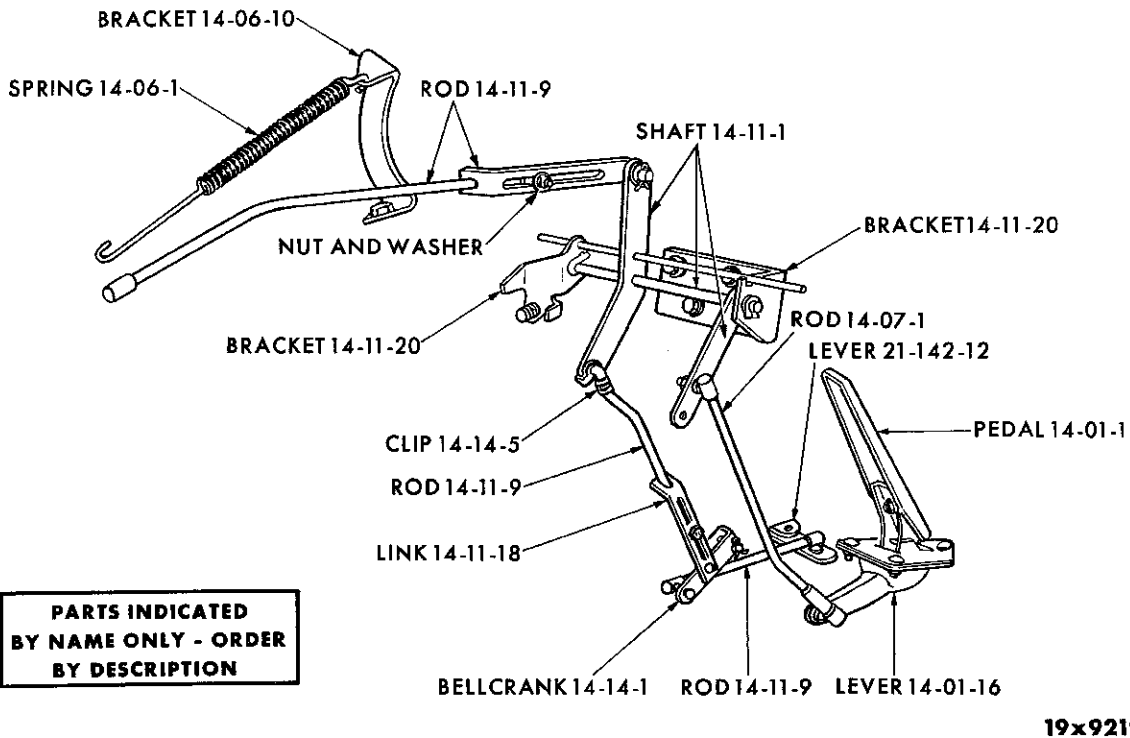


19x9222

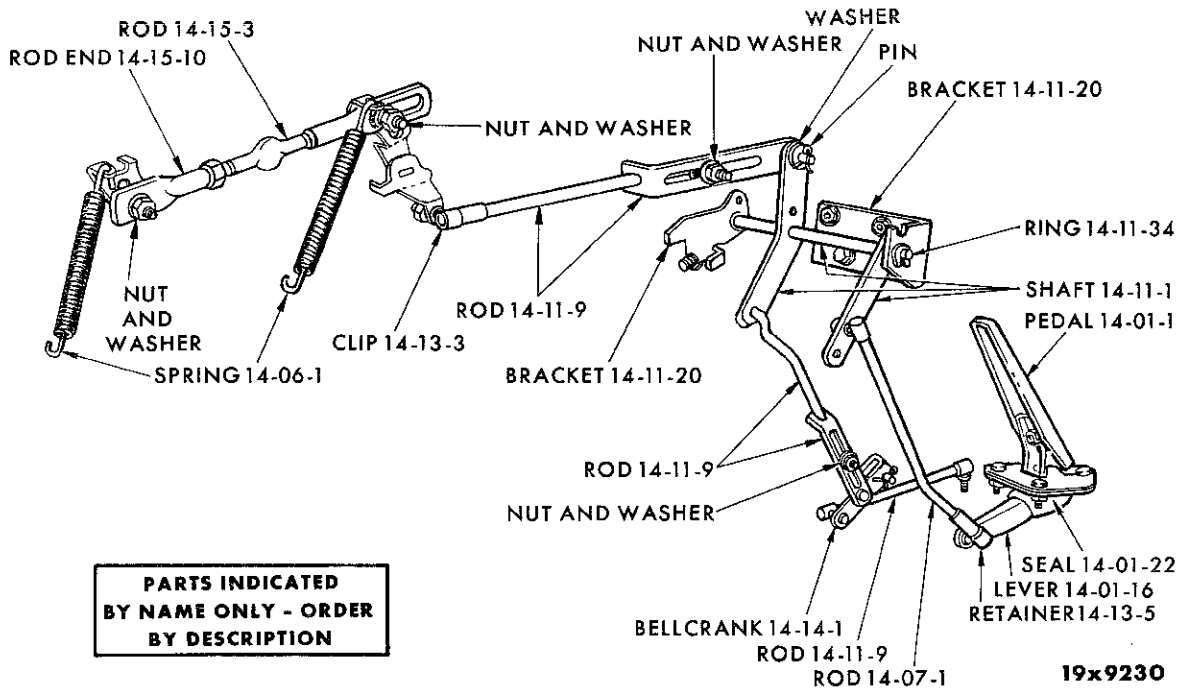
THROTTLE LINKAGE (V8 CYLINDER) - PLYMOUTH SP2 AND DODGE SD2 ("A" ENGINE)



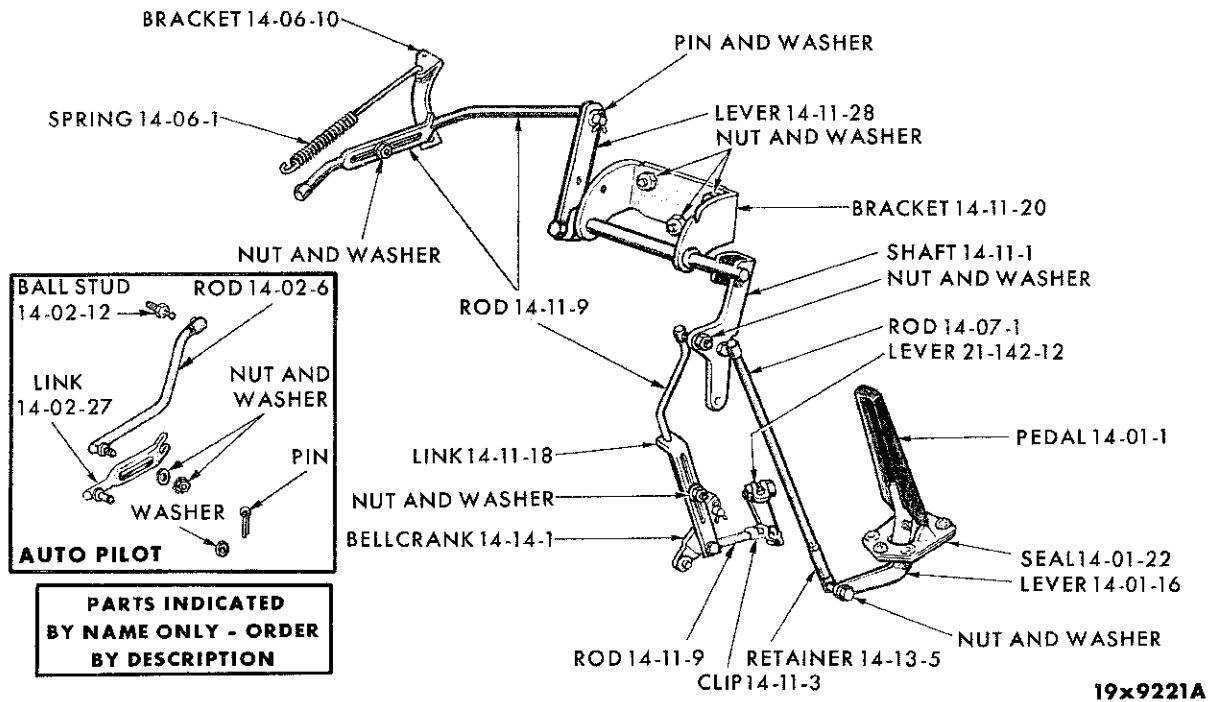
THROTTLE LINKAGE (6 CYLINDER) - VALIANT SV1 AND LANCER SL1 (AUTOMATIC TRANSMISSION)



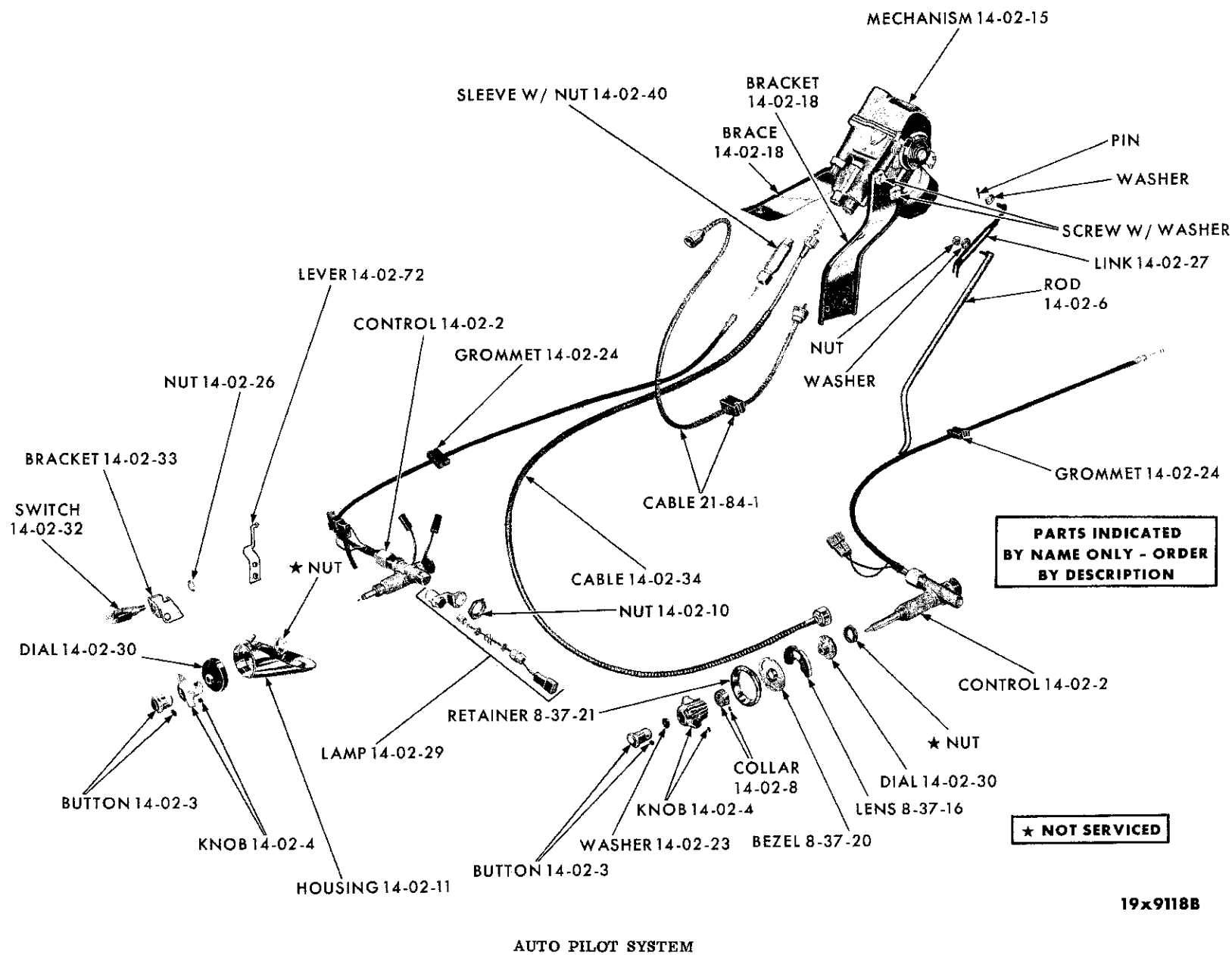
THROTTLE LINKAGE - CHRYSLER SC1-2-3 (EXCEPT HIGH PERFORMANCE)



THROTTLE LINKAGE - CHRYSLER SC2 (HIGH PERFORMANCE)



THROTTLE LINKAGE (WITH AUTO PILOT LINKAGE) - IMPERIAL SY1



PARTS INDICATED BY NAME ONLY - ORDER BY DESCRIPTION

★ NOT SERVICED

19x9118B

AUTO PILOT SYSTEM

CODE	PART NAME AND DESCRIPTION	C Y L	PER CAR	VALIANT LANCER	PLYMOUTH DODGE	CHRYSLER IMPERIAL
14-01-0 ACCELERATOR PEDAL						
14-01-1	PEDAL, Except SD3		1	*2264 535	*2268 206	
	SD3	8	1	-----	*2121 967	
	Except SY1	8	1	-----	-----	2121 967
	SY1	8	1	-----	-----	2128 664
14-01-3	SHIELD, Pedal Lever, SC1 Police Car	8	1	-----	-----	2129 264
14-01-8	CLIP, Hinge Pin	6	1	1947 818		
14-01-12	PIN, Pedal Hinge	6	1	1947 817		
14-01-15	BRACKET, Pedal Hinge	6	1	1947 815		
14-01-16	LEVER, Pedal, except SY1		1	-----	1947 311	1947 311
	SY1	8	1	-----	-----	2264 472
14-01-22	SEAL, Lever		1	-----	1947 415	1947 415
14-01-23	SCREW, Hinge Bracket		2	1947 301	2202 583	
14-01-25	PLATE, Pedal Linkage Mounting		1	-----	2254 357	
	Pedal to Floor Pan	6	1	2081 074		
	Accelerator Pedal Mounting Reinforcement		1	-----	B2255 583	
14-01-30	BUSHING, Pedal Bracket	6	1	1859 768		
14-01-31	INSULATOR, Pedal Bracket Sound	6	1	1859 767		
14-02-0 AUTOMATIC PILOT						
14-02-1	AUTOMATIC PILOT PACKAGE, except SY1	8	1	-----	-----	2290 419
	SY1	8	1	-----	-----	2290 420
14-02-2	CONTROL, except SY1	8	1	-----	-----	2258 852
	SY1	8	1	-----	-----	2258 853
14-02-3	BUTTON, Control Reset, except SY1	8	1	-----	-----	1972 902
	SY1	8	1	-----	-----	2258 859
14-02-4	KNOB, Control, except SY1	8	1	-----	-----	1887 798
	SY1	8	1	-----	-----	2258 858
14-02-6	ROD, Accelerator Shaft to Auto. Pilot, except SY1	8	1	-----	-----	2268 556
	SY1, 14 1/8" long	8	1	-----	-----	B2264 604
	SY1, 11" long	8	1	-----	-----	*2268 556
14-02-8	COLLAR, Control Knob, SY1	8	1	-----	-----	2198 361
14-02-10	NUT, Mounting Brace	8	1	-----	-----	2076 232
14-02-11	HOUSING, Control, except SY1	8	1	-----	-----	2291 148
14-02-12	BALL STUD, Accelerator Shaft Lever	8	1	-----	-----	1858 936
14-02-15	MECHANISM, Drive	8	1	-----	-----	2257 989
14-02-18	BRACKET, Mounting, SC1, SC2	8	1	-----	-----	2123 513
	Mounting, SC3, SY1	8	1	-----	-----	2201 080
	BRACE, Mounting, SC1, SC2	8	1	-----	-----	2123 515
	Mounting, SC3, SY1	8	1	-----	-----	2201 082
14-02-23	WASHER, Reset Button	8	1	-----	-----	1972 906
14-02-24	GROMMET, Control	8	1	-----	-----	*2097 816

★ Indicates use as required.

⊠ Indicates parts not listed in any previous parts book.

* Indicates change or addition.

Numerals in parentheses () refer to notes.

Printed in U.S.A.

Prices and specifications subject to change without notice.

May 1, 1962 Supersedes Nov. 30, 1961.

1962 PASSENGER CAR PARTS CATALOG

FUEL

CODE	PART NAME AND DESCRIPTION	C Y L.	PER CAR	VALIANT LANCER	PLYMOUTH DODGE	CHRYSLER IMPERIAL
14-02-O AUTOMATIC PILOT - Cont'd						
14-02-26	NUT, Brake Switch Mounting	8	1	-----	-----	1886 313
14-02-27	LINK, Accelerator Shaft to Auto. Pilot Rod Adjusting, except SY1	8	1	-----	-----	2268 557
		8	1	-----	-----	2268 557
14-02-28	STUD, Control Housing, except SY1	8	2	-----	-----	6010 020
14-02-29	LAMP, Control, except SY1	8	1	-----	-----	2097 471
		8	1	-----	-----	2257 272
14-02-30	DIAL, Control, except SY1	8	1	-----	-----	1887 794
		8	1	-----	-----	2197 156
14-02-32	SWITCH, Brake, Mechanical	8	1	-----	-----	1885 974
14-02-33	BRACKET, Cutout Switch	8	1	-----	-----	2071 075
14-02-34	CABLE, Drive Mechanism	8	1	-----	-----	2290 966
14-02-36	HOLDER, Fuse	8	1	-----	-----	1971 742
14-02-40	SLEEVE, w/NUT, Drive Mechanism	8	1	-----	-----	*1881 965
14-02-68	NUT, Control Lamp Bracket, except SY1	8	1	-----	-----	6008 070
14-02-70	SCREW, Calibration Adjusting, except SY1	8	1	-----	-----	2256 702
14-02-72	LEVER, Cutout Switch	8	1	-----	-----	*2401 698
		8	1	-----	-----	2401 698
14-06-O ACCELERATOR PEDAL RETURN SPRING						
14-06-1	SPRING	6	1	2264 376	1138 102	
		8	1	-----	2264 735	
		8	1	-----	2264 735	
		8	1	-----	2265 027	
		8	1	-----	2264 382	
		8	1	-----	-----	1320 133
		8	1	-----	-----	2264 382
		8	1	-----	-----	1856 580
14-06-10	BRACKET	6	1	2128 776		
		6	1	-----	2264 686	
		6	1	-----	2268 188	
		8	1	-----	2264 736	
		8	1	-----	2264 751	
		8	1	-----	2268 117	
		8	1	-----	1827 999	1827 999
		8	1	-----	-----	1851 753
		8	1	-----	-----	2268 105
14-07-O ACCELERATOR PEDAL TO ACCELERATOR SHAFT ROD						
14-07-1	ROD	6	1	2264 538		
		8	1	-----	1859 396	
		8	1	-----	-----	2264 474
		8	1	-----	-----	1859 396
14-07-15	SPRING, Accelerator Pedal to Accelerator Shaft Rod	6	1	2128 417		

★ Indicates use as required. Numerals in parentheses () refer to notes. Printed in U.S.A.
 □ Indicates parts not listed in any previous parts book. Prices and specifications subject to change without notice.
 May 1, 1962 Supersedes Nov. 30, 1961. * Indicates change or addition.

CODE	PART NAME AND DESCRIPTION	CYL	PER CAR	VALIANT LANCER	PLYMOUTH DODGE	CHRYSLER IMPERIAL
14-08-O CARBURETOR LEVER RETURN SPRING						
14-08-36	SPRING, SC2, w/2-4 Barrel Carburetors	8	1	----	----	1320 133
14-08-37	BRACKET, Spring, w/o Air Conditioning, 2-4 Barrel Carburetors, SC2	8	1	----	----	1851 752
	w/Air Conditioning, 2-4 Barrel Carburetors, SC2.	8	1	----	----	2268 106
14-11-O ACCELERATOR SHAFT						
14-11-1	SHAFT, w/Std. or Auto. Trans.	6	1	2203 237		
	SV1, SL1, Taxi, w/Governor, w/Std. Trans. . .	6	1	2203 237		
	SV1, SL1, Taxi, w/Governor, w/Auto. Trans. . .	6	1	2264 720		
	SV1, SL1, High Performance, w/Std. or Auto. Trans.	6	1	2264 720		
	SP1, SP2, SD1, SD2	6	1	----	2268 344	
	w/or w/o Auto. Trans., SP2, SD2 High Performance	8	1	----	2268 344	
	w/Std. Trans., SD3, SC1	8	1	----	2264 333	
	w/Auto. Trans., SD3, SC1, SC2, SC3	8	1	----	2264 333	
	w/All Trans., SC2 High Performance, 2-4 Barrel Carburetors	8	1	----		2264 333
	SY1.	8	1	----		1859 991
14-11-3	CLIP, Accelerator Shaft to Bell Crank Rod	6	1	2120 878		
	Bell Crank to Carburetor Rod, Upper	6	1	----	6008 144	
	Lower	6	1	----	1652 093	
	Bell Crank to Trans. Rod, SY1	6	1	----	667 774	667 774
14-11-4	SEAL, Shaft, w/o Governor	6	1	2128 474		
	SV1, SL1, Taxi, w/Governor	6	1	2264 167		
	SL1 High Performance	6	1	2264 167		
14-11-9	ROD, Shaft to Bell Crank, w/Auto. Trans.	6	1	2203 235		
	Shaft to Bell Crank, w/Auto. Trans., w/Governor, Taxi	6	1	2264 057		
	Bell Crank to Trans., w/STUD	6	1	2120 814		
	Bell Crank to Trans., w/SLOT	6	1	2202 428		
	Bell Crank to Carburetor, w/Auto. Trans. . . .	6	1	2268 356		
	Bell Crank to Carburetor, w/Auto. Trans. . . .	6	1	----	2268 356	
	Bell Crank to Carburetor, Taxi	6	1	----	2268 385	
	Bell Crank to Trans.	6	1	----	2268 358	
	Carburetor to Trans., SP2, SD2	8	1	----	2264 742	
	Shaft to Carburetor, w/STUD, SD3, SC1, SC2, SC3	8	1	----	2120 968	2120 968
	Shaft to Carburetor, w/SLOT, SD3, SC1, SC2, SC3	8	1	----	2129 569	2129 569
	Shaft to Bell Crank, w/STUD, SD3, SC1, SC2, SC3	8	1	----	2264 640	2264 640
	Shaft to Carburetor, w/STUD, SC2 High Performance	8	1	----	----	2129 910
	Bell Crank to Trans., SD3, SC1, SC2, SC3	8	1	----	2264 648	2264 648
	Shaft to Carburetor, w/STUD, SY1	8	1	----	----	*1859 996
	Shaft to Carburetor, w/SLOT, SY1	8	1	----	----	*1859 995
	Shaft to Bell Crank, SY1.	8	1	----	----	2264 413
	Bell Crank to Trans., SY1.	8	1	----	----	2264 341
14-11-18	LINK, Bell Crank to Trans. Rod	6	1	2202 428		
	Shaft to Carburetor Rod	8	1	----	2129 611	2129 611
	Shaft to Bell Crank	8	1	----	----	2264 411
14-11-20	BRACKET, Shaft, w/o Governor.	6	1	2120 799		
	w/Governor, SV1, SL1, Taxi	6	1	2264 060		
	SL1, SV1, High Performance	6	1	2264 060		
	Shaft Engine, SD3, SC1, SC2, SC3	8	1	----	2264 800	2264 800
	Shaft Body, SD3, SC1, SC2, SC3	8	1	----	2205 820	2205 820
	SY1.	8	1	----	----	1734 030

★ Indicates use as required. Numerals in parentheses () refer to notes. Printed in U.S.A.
 ☐ Indicates parts not listed in any previous parts book. Prices and specifications subject to change without notice.
 * Indicates change or addition. Page 14-7 March 8, 1963 Supersedes May 1, 1962.

1962 PASSENGER CAR PARTS CATALOG

FUEL

CODE	PART NAME AND DESCRIPTION	CYL.	PER CAR	VALIANT LANCER	PLYMOUTH DODGE	CHRYSLER IMPERIAL
14-11-O ACCELERATOR SHAFT - Cont'd						
14-11-23	SCREW, Dash Bracket, except SD3		2	1947 301	6025 097	1947 301
	SD3	8	3	---- --	1947 301	
14-11-25	PLATE, Shaft Bracket Stud Retainer, SY1	8	1	---- --	---- --	1734 028
14-11-28	LEVER, Shaft, SY1		1	2264 539	---- --	1859 994
	Shaft Intermediate	6	1	2128 778		
14-11-30	INSULATOR, Shaft Sound, SD3		1	2128 347	1859 767	1859 767
14-11-33	BUSHING, Shaft Seal	6	1	2120 525		
	Shaft Engine Bracket, SD3, SC1, SC2, SC3	8	1	---- --	2264 801	2264 801
	Shaft Lever	8	1	---- --	---- --	1859 768
14-11-34	RING, Shaft Retaining, SD3, SC1, SC2, SC3	8	1	---- --	1936 051	1936 051
14-11-39	ROLLER, Shaft		1	---- --	2268 346	
14-11-48	SEAL, Shaft Bracket, SY1	8	1	---- --	---- --	1827 773
14-13-O THROTTLE LINKAGE BALL STUD						
14-13-1	BALL STUD, Accelerator Shaft Lever, SD3		1	2128 636	2128 636	2128 636
	Engine Bell Crank, SD3, SC1, SC2, SC3	8	1	---- --	---- --	2128 636
	Carburetor Lever	8	1	---- --	2268 420	1858 936
	Accelerator Pedal Lever, SD3	8	1	---- --	2128 636	2128 636
	Throttle Control Lever, SD3, SC1, SC2, SC3	8	1	---- --	2128 636	2128 636
14-13-3	CLIP, Ball Stud Retainer		★	2121 571	2121 571	2121 571
14-13-5	RETAINER, Ball Stud, Threaded, except SD3		★	2268 367	2268 367	1945 197
	SD3		★	---- --	1945 197	
14-14-O THROTTLE CONTROL BELL CRANK						
14-14-1	BELL CRANK.	6	1	2203 239		
	SD3, SC1, SC2, SC3	8	1	---- --	2264 646	2264 646
	SYL.	8	1	---- --	---- --	2264 415
14-14-4	PLATE, Bell Crank Tapping	6	1	2121 694		
14-14-5	CLIP, Bell Crank to Carburetor Rod	6	1	---- --	1652 093	
	Bell Crank to Trans. Rod	6	1	---- --	667 774	
	Accelerator Shaft to Bell Crank, except SY1	8	1	---- --	---- --	666 790
14-14-8	PIN, Bell Crank	6	1	2120 811		
14-14-12	BRACKET, Bell Crank Mounting	6	1	2203 240		
	w/Bell Crank	6	1	---- --	2268 351	
14-14-13	NUT, Bell Crank Bracket	6	1	---- --	2073 205	
14-14-20	STUD, Bell Crank, except SD3		1	---- --	2264 702	
	SD3	8	1	---- --	2264 480	2264 480
14-14-42	SCREW, Tapping Plate		3	2202 583	*2202 583	
14-14-56	BUSHING, Bell Crank, SD3		1	1859 768	1859 768	1859 768
14-14-57	INSULATOR, Bell Crank Sound, SD3		1	1859 767	1859 767	1859 767
14-15-O THROTTLE LEVER ROD						
14-15-3	ROD, Interconnecting, SC2, w/ 2-4 Barrel Carburetor	8	1	---- --	---- --	1825 924

★ Indicates use as required.

Numerals in parentheses () refer to notes.

Printed in U.S.A.

⊠ Indicates parts not listed in any previous parts book.

Prices and specifications subject to change without notice.

March 8, 1963 Supersedes May 1, 1962.

* Indicates change or addition.

1962 PASSENGER CAR PARTS CATALOG

FUEL

Page 14-9

CODE	PART NAME AND DESCRIPTION	CYL.	PER CAR	VALIANT LANCER	PLYMOUTH DODGE	CHRYSLER IMPERIAL
14-15-0 THROTTLE LEVER ROD - Cont'd						
14-15-6	SWIVEL, Rod, SC2	8	1	-----	-----	1822 124
14-15-10	ROD END, Front	8	1	-----	-----	1822 123
	Rear	8	1	-----	-----	1634 876
14-24-0 FAST IDLE CABLE						
14-24-1	CABLE, except SY1		1	917 248	917 248	917 248
14-24-4	COLLAR, Cable, SC1		1	2268 677	2268 677	2268 677
	SCREW		2	9417 273	9417 273	9417 273
14-24-5	PIN, Cable		1	2268 679	2268 679	
14-24-6	BRACKET, Cable Mounting		1	2205 934	2205 934	
14-24-9	SWIVEL, Cable, except SY1	8	1	-----	-----	639 173
14-24-11	CLIP, Cable Swivel, except SY1		1	-----	-----	639 174
14-25-0 THROTTLE CONTROL						
14-25-3	LEVER, Control Cable		1	-----	2264 744	
14-25-5	CLIP, Control Cable		1	-----	2264 696	
14-25-11	CABLE, Control, SP1, SD1	6	1	-----	2268 348	
	SP2, SD2	8	1	-----	2268 349	
14-25-12	PIN, Cable		1	-----	2264 706	
	CLIP		★	-----	6023 385	
14-25-13	RING, Cable Retainer		1	-----	1884 405	
14-26-0 THROTTLE CONTROL CABLE MOUNTING BRACKET						
14-26-2	CLIP, Mounting Bracket	8	1	-----	2264 741	
14-26-3	STUD, Bracket Mounting, SP2, SD2	8	1	-----	2264 702	
14-26-6	BRACKET, Control Cable	6	1	-----	2268 383	
	SP2, SD2	8	1	-----	2402 113	
	w/Alternator, SP2, SD2, High Performance	8	1	-----	*2268 422	
14-26-9	EXTENSION, Control Cable Bracket	8	1	-----	2402 110	
14-29-0 CARBURETOR AIR CLEANER						
14-29-2	AIR CLEANER, SV1, SL1, SP1, SD1, w/o Governor, Oil Bath	6	1	2128 805	2128 805	
	SV1, SL1, SP1, SD1, w/Governor, Oil Bath	6	1	1859 750	1859 750	
	w/o Governor, Dry Type, PACKAGE	6	1	*2279 891	*2279 891	
	SP2, SD2, w/2 Barrel Carburetor, Dry Type	8	1	-----	2264 609	
	SP2, SD2, w/2 Barrel Carburetor, Oil Bath	8	1	-----	2129 384	
	SP2, SD2, w/Power Package, w/4 Barrel Carburetor, Dry Type.	8	1	-----	2264 606	
	SD3	8	1	-----	1859 527	
	SC1, SC2, w/2 Barrel Carburetor.	8	1	-----	-----	1945 543
	SC2, w/Power Package, 1-4 Barrel Carburetor	8	1	-----	-----	1859 527
	SP2, SD2, High Performance, 1-4 Barrel Carburetor	8	1	-----	1859 527	
	SC2 High Performance, w/2-4 Barrel Carburetors	8	2	-----	-----	1852 568
	SC3, SY1, w/4 Barrel Carburetor	8	1	-----	-----	1945 543
14-29-3	GASKET, Oil Chamber, Upper, w/Oil Bath Cleaner	6	1	2128 879	2128 879	
	Lower	6	1	1821 144	1821 144	
	Air Cleaner Adapter, w/Oil Bath Cleaner.	8	1	-----	2128 661	

★ Indicates use as required. Numerals in parentheses () refer to notes. Printed in U.S.A.
 □ Indicates parts not listed in any previous parts book. Prices and specifications subject to change without notice.
 * Indicates change or addition. Page 14-9 March 8, 1963 Supersedes May 1, 1962.

1962 PASSENGER CAR PARTS CATALOG

FUEL

CODE	PART NAME AND DESCRIPTION	C Y L.	PER CAR	VALIANT LANCER	PLYMOUTH DODGE	CHRYSLER IMPERIAL
14-29-O CARBURETOR AIR CLEANER - Cont'd						
14-29-4	GASKET, Cover.	8	1	----	1945 561	
14-29-5	GASKET, w/o Governor	6	1	1947 797	1947 797	
	w/2 Barrel Carburetor	8	1	----	1326 847	
	w/4 Barrel Carburetor	8	1	----	1821 170	1821 170
14-29-6	FILTER	6	1	2206 376	2206 376	
	w/2 Barrel Carburetor	8	1	----	1739 547	1946 923
	w/4 Barrel Carburetor		1	----	1946 923	1946 923
	SC2, w/2-4 Barrel Carburetors	8	2	----	----	1852 569
14-29-7	COVER, Air Cleaner, w/Power Package	8	1	----	2265 045	
14-29-10	ADAPTER, Cleaner to Carburetor, w/Oil Bath Cleaner.	6	1	2129 000	2129 000	
14-29-12	BRACKET, Steady, w/Oil Bath Cleaner	6	1	2129 562	2129 562	
14-29-15	CLAMP, w/Dry Cleaner	6	1	2129 597	2264 116	
	w/Oil Bath Cleaner	6	1	2264 545	2264 545	
	SV1, SL1, High Performance, Dry Type		1	2264 116		
14-29-33	STUD, Cleaner to Carburetor	8	1	----	1826 286	1826 286
14-29-44	SPACER, Steady Bracket	6	1	2129 856	2129 856	

14-30-O CARBURETOR

MODEL	USE WITH TRANSMISSION	CARBURETOR STAMPED	PART NUMBER
14-30-1 CARBURETOR ASSEMBLIES			
SV1, SL1, w/170 cu. in. Eng., w/o Governor, w/o Closed Vent	STANDARD	3229S	2206 220
SV1, SL1, w/170 cu. in. Eng., w/o Governor, w/o Closed Vent	AUTOMATIC	3230S	2206 221
SV1, SL1, w/170 cu. in. Eng., w/o Governor, w/o Closed Vent, Domestic	ALL	3231S	2206 222
SV1, SL1, w/170 cu. in. Eng., w/o Governor, w/Closed Vent, Domestic	ALL	3234S	2206 226
SV1, SL1, Taxi, w/170 cu. in. Eng., w/o Governor, w/o Closed Vent, Export	STANDARD	3229S	2206 220
SV1, SL1, Taxi, w/170 cu. in. Eng., w/o Governor, w/o Closed Vent, Export	AUTOMATIC	3230S	2206 221
SV1 Taxi, w/170 cu. in. Eng., w/o Governor, w/o Closed Vent, Domestic	ALL	3286S	2206 229
SV1 Taxi, w/170 cu. in. Eng., w/Governor, w/o Closed Vent, Domestic	ALL	3286S	2206 229
SV1 Taxi, w/170 cu. in. Eng., w/Closed Vent	ALL	3287S	2206 230
SV1, SL1, w/225 cu.in. Eng., w/o Vent, w/o Governor	STANDARD	3237S	2264 570
SV1, SL1, w/225 cu.in. Eng., w/o Governor, w/o Closed Vent	AUTOMATIC	3238S	2264 571
SV1, SL1, w/225 cu.in. Eng., w/o Governor, w/Closed Vent	ALL	3239S	2264 572
SV1, SL1, w/170 cu. in. Eng., w/o Closed Vent	STANDARD	R2136A	2268 320

★ Indicates use as required. Numerals in parentheses () refer to notes. Printed in U.S.A.
 ☐ Indicates parts not listed in any previous parts book. Prices and specifications subject to change without notice.
 March 8, 1963 Supersedes May 1, 1962. * Indicates change or addition.

14-30-0 CARBURETOR - Cont'd

MODEL	USE WITH TRANSMISSION	CARBURETOR STAMPED	PART NUMBER
14-30-1 CARBURETOR ASSEMBLIES - Cont'd			
SV1, SL1, w/170 cu. in. Eng., w/o Closed Vent	AUTOMATIC	R2416A	2268 321
SV1, SL1, w/225 cu.in. Eng., w/o Closed Vent	STANDARD	R2303A	2268 322
SV1, SL1, w/225 cu. in. Eng., w/o Closed Vent	AUTOMATIC	R2417A	2268 323
SP1, SD1, w/o Closed Vent, w/225 cu.in. Eng.	STANDARD	R2418A	2268 324
SP1, SD1, w/o Closed Vent, w/225 cu.in. Eng.	AUTOMATIC	R2419A	2268 325
SP1, SD1, w/o Closed Vent, w/o Governor, w/225 cu. in. Eng.	STANDARD	3231S	2206 222
SP1, SD1, w/225 cu. in. Eng., w/o Governor, w/o Closed Vent	AUTOMATIC	3232S	2206 223
SP1, SD1, w/225 cu. in. Eng., w/o Governor, w/Closed Vent	ALL	3235S	2206 227
SP1, SD1, Taxi, w/170 or 225 cu. in. Eng., w/o Governor, w/o Closed Vent	ALL	3233S	2206 224
SP1, SD1, Taxi, w/170 or 225 cu. in. Eng., w/Closed Vent	ALL	3236S	2206 228
SP2, SD2, w/318 cu. in. Eng., w/o Closed Vent, 2 Barrel, Detroit and Valley Park Built	STANDARD	3240S	2203 130
SP2, SD2, w/318 cu. in. Eng., w/o Closed Vent, 2 Barrel	STANDARD	WW3-198	2203 131
SP2, SD2, w/318 cu. in. Eng., w/o Closed Vent, 2 Barrel, Detroit and Valley Park Built	AUTOMATIC	3241S	2203 132
SP2, SD2, w/318 cu. in. Eng., w/o Closed Vent, 2 Barrel, except Valley Park Built	AUTOMATIC	WW3-199	2203 133
SP2, SD2, w/Power Package, w/318 cu. in. Eng., 4 Barrel, w/o Closed Vent	AUTOMATIC	3247S	2203 138
SP2, SD2, w/318 cu. in. Eng., 2 Barrel, w/Closed Vent	ALL	WW3-200	2203 134
SP2, SD2, w/Power Package, w/318 cu. in. Eng., 4 Barrel, w/Closed Vent	AUTOMATIC	3249S	2203 142
SP2, SD2, High Performance, w/361 cu. in. Eng., w/o Closed Vent, 4 Barrel	STANDARD	3252S	2205 760
SP2, SD2, High Performance, w/361 cu. in. Eng., w/o Closed Vent, 4 Barrel	AUTOMATIC	3253S	2205 761
SP2, SD2, High Performance, w/361 cu. in. Eng., w/Closed Vent, 4 Barrel	ALL	3257S	2205 768
SD3, w/361 cu.in. Eng., w/o Closed Vent, 2 Barrel, PACKAGE	ALL	WW3-201	*2299 171
SD3, w/361 cu.in. Eng., w/Closed Vent, 2 Barrel, PACKAGE	ALL	3245S	*2299 173
SP2, SD2, Police Car, w/383 cu.in Eng., w/o Closed Vent, 4 Barrel	ALL	3437S	2402 211
SP2, SD2, Police Car, w/383 cu.in. Eng., w/Closed Vent, 4 Barrel	ALL	3438S	2402 212
SP2, SD2, w/413 cu.in. Eng., 2-4 Barrel Carburetors	All	3447S	*2402 359

★ Indicates use as required.

Numerals in parentheses () refer to notes.

Printed in U.S.A.

☐ Indicates parts not listed in any previous parts book.

Prices and specifications subject to change without notice.

* Indicates change or addition.

14-30-O CARBURETOR - Cont'd

MODEL	USE WITH TRANSMISSION	CARBURETOR STAMPED	PART NUMBER
14-30-1 CARBURETOR ASSEMBLIES - Cont'd			
SC1, w/361 cu. in. Eng., w/o Closed Vent, 2 Barrel, PACKAGE	ALL	WW3-201	*2299 171
SC1, w/361 cu. in. Eng., w/Closed Vent, 2 Barrel	ALL	3245S	2205 765
SC1 Police Car, w/383 cu. in. Eng., w/o Closed Vent, 4 Barrel	ALL	3375S	2268 768
SC1, w/383 cu. in. Eng., w/Closed Vent, 4 Barrel	ALL	3374S	2268 767
SC2, w/383 cu. in. Eng., w/Closed Vent, 2 Barrel	AUTOMATIC	3245S	2205 765
SC2, w/383 cu. in. Eng., w/o Closed Vent, 2 Barrel	AUTOMATIC	3244S	2264 573
SC3, SY1, w/413 cu. in. Eng., w/o Closed Vent, 4 Barrel	AUTOMATIC	3251S	2205 758
SC3, SY1, w/413 cu. in. Eng., w/Closed Vent, 4 Barrel	AUTOMATIC	3256S	2205 766
SC2, w/Power Package, w/413 cu. in. Eng., 4 Barrel, w/o Closed Vent	AUTOMATIC	3251S	*2205 758
SC2, w/Power Package, w/413 cu. in. Eng., 4 Barrel, w/Closed Vent	AUTOMATIC	3256S	*2205 766
SC2, w/413 cu. in. Eng., w/ or w/o Closed Vent, 4 Barrel, Front	ALL	3258S	2206 468
SC2, w/413 cu. in. Eng., w/ or w/o Closed Vent, 4 Barrel, Rear	ALL	3259S	2206 469

NOTE: For further Carburetor Service Parts see the following Charts.

PART TYPE CODE	SERVICE PARTS	CARBURETOR ASSEMBLIES						
		2203 130 3240S	2203 131 WW3-198	2203 132 3241S	2203 133 WW3-199	2203 134 WW3-200	2203 138 3247S	2203 142 3249S
14-30-2	GASKET, Flange	1634 701	1634 701	1634 701	1634 701	1634 701	2121 953	2121 953
14-30-4	REPAIR PACKAGE	*2299 176	2299 082	2240 496	2299 086	2299 082	2275 251	2240 465
	ZIP KIT	2299 076	2299 083	2299 076	2299 083	2299 083	2299 077	2299 077
14-30-7	GASKET PACKAGE	1826 511	2275 255	1826 511	2275 255	2275 255	2196 211	2196 211
14-30-8	NEEDLE, w/SEAT, Float.	2240 410	2240 436	2240 410	2240 436	2240 436	2196 207	2196 207
14-30-27	STRAINER, Fuel Inlet	-----	-----	-----	-----	-----	1826 864	1826 864
14-30-28	NUT, Fuel Inlet Strainer.	-----	-----	-----	-----	-----	1826 863	1826 863
14-35-1	JET, Main Metering	1618 220	1553 087	1618 220	1553 086	1553 087	-----	-----
	Primary	-----	-----	-----	-----	-----	2240 464	2240 464
	Secondary	-----	-----	-----	-----	-----	1631 356	1631 356
14-35-6	JET, Power By-Pass	-----	2240 454	-----	2299 085	2240 454	-----	-----
14-35-8	JET, Main Discharge	-----	1631 353	-----	1631 353	1631 353	-----	-----
14-39-45	CHOKE	1737 780	1852 020	1737 780	1852 020	1852 020	2121 955	2121 955
14-41-3	PLUNGER, w/ROD, Pump	2084 163	2084 733	2084 163	2084 733	2084 733	1826 369	1826 369
14-43-5	ROD, Step-Up	2299 117	-----	2299 120	-----	-----	2240 466	2240 473

★ Indicates use as required. Numerals in parentheses () refer to notes. Printed in U.S.A.
 □ Indicates parts not listed in any previous parts book. Prices and specifications subject to change without notice.
 March 8, 1963 Supersedes May 1, 1962. * Indicates change or addition.

14-30-0 CARBURETOR - Cont'd

CARBURETOR ASSEMBLIES - Cont'd

NOTE: For further Carburetor Service Parts see the following Charts.

PART TYPE CODE	SERVICE PARTS	CARBURETOR ASSEMBLIES						
		*2299 171 WW3-201	2205 758 3251S	2205 760 3252S	2205 761 3253S	2205 765 3245S	2205 766 3256S	2205 768 3257S
14-30-2	GASKET, Flange	2264 193	2121 954	2121 952	2121 952	2264 193	2121 953	2121 952
14-30-4	REPAIR PACKAGE	2299 091	2240 467	2275 253	2240 498	2240 477	*2299 186	2240 475
	ZIP KIT	2299 093	2299 080	2299 078	2299 078	2299 074	2299 080	2299 078
14-30-7	GASKET PACKAGE	2299 092	2196 212	2196 209	2196 209	2240 478	2196 212	2196 209
14-30-8	NEEDLE, w/SEAT, Float	2240 436	2196 207	2196 207	2196 207	2240 410	2196 207	2196 207
14-30-27	STRAINER, Fuel Inlet	----	1826 864	1826 864	1826 864	----	1826 864	1826 864
14-30-28	NUT, Inlet Strainer	----	1826 863	1826 863	1826 863	----	1826 863	1826 863
14-35-1	JET, Main Metering	2299 121	----	----	----	2240 437	----	----
	Primary	----	2240 464	2240 464	2240 464	----	2240 464	2240 464
	Secondary	----	1676 770	1676 770	1631 356	----	1676 770	1676 770
14-35-6	JET, Power By-Pass	2299 089	----	----	----	----	----	----
14-39-45	CHOKE	1947 842	2264 580	2264 580	2264 580	1858 523	2264 580	2264 580
14-41-3	PLUNGER, w/ROD, Pump	2084 730	1826 369	1826 369	1826 369	1826 607	1826 369	1826 369
14-43-5	ROD, Step-Up	----	2240 466	----	2240 463	2291 115	2240 466	2240 474

NOTE: For further Carburetor Service Parts see the following Charts.

PART TYPE CODE	SERVICE PARTS	CARBURETOR ASSEMBLIES						
		2206 220 3229S	2206 221 3230S	2206 222 3231S	2206 223 3232S	2206 224 3233S	2206 226 3234S	2206 227 3235S
14-30-2	GASKET, Flange	2205 582	2205 582	2205 582	2205 582	2205 582	2205 582	2205 582
	w/Governor	----	----	2205 858	2205 858	2205 858	----	2205 858
14-30-4	REPAIR PACKAGE	2299 003	2299 007	2299 007	2299 007	2196 246	2299 017	2299 021
	ZIP KIT	2299 069	2299 070	2299 070	2299 070	2299 069	2299 073	2299 072
14-30-7	GASKET PACKAGE	2196 221	2196 222	2196 222	2196 222	2196 221	2240 472	2240 470
14-30-8	NEEDLE, w/SEAT, Float	2240 401	2240 401	2240 401	2240 401	2240 401	2240 401	2240 401
14-35-1	JET, Main Metering	2299 109	2299 005	2299 005	2299 005	1618 157	2299 109	2299 005
14-39-45	CHOKE	2264 579	2264 579	2129 561	2264 579	*2268 504	2264 579	2264 579
14-41-3	PLUNGER, w/ROD, Pump	2196 214	2196 214	2196 214	2196 214	2196 214	2196 214	2196 214
14-43-5	ROD, Step-Up	2299 110	2299 112	2299 111	2299 112	1631 502	2299 108	2299 113

NOTE: For further Carburetor Service Parts see the following Charts.

PART TYPE CODE	SERVICE PARTS	CARBURETOR ASSEMBLIES						
		2206 228 3236S	2206 229 3286S	2206 230 3287S	2206 468 3258S	2206 469 3259S	2264 570 3237S	2264 571 3238S
14-30-2	GASKET, Flange	2205 582	2205 582	2205 582	1852 586	1852 586	2205 582	2205 582
	w/Governor	2205 858	2205 858	2205 858	----	----	----	----

★ Indicates use as required. Numerals in parentheses () refer to notes. Printed in U.S.A.
 ☐ Indicates parts not listed in any previous parts book. Prices and specifications subject to change without notice.
 * Indicates change or addition. March 8, 1963 Supersedes May 1, 1962.

14-30-O CARBURETOR - Cont'd

CARBURETOR ASSEMBLIES - Cont'd

NOTE: For Further Carburetor Service Parts see the following Charts.

PART TYPE CODE	SERVICE PARTS	CARBURETOR ASSEMBLIES						
		2206 228 3236S	2206 229 3286S	2206 230 3287S	2206 468 3258S	2206 469 3259S	2264 570 3237S	2264 571 3238S
14-30-4	REPAIR PACKAGE	2240 471	2196 246	2240 471	2299 057	2299 060	2299 007	2299 007
	ZIP KIT	2299 073	2299 069	2299 073	2299 079	2299 079	2299 070	2299 070
14-30-7	GASKET PACKAGE	2240 472	2196 221	2240 472	1826 561	1826 561	2196 222	2196 222
14-30-8	NEEDLE, w/SEAT, Float	2240 401	2240 401	2240 401	2196 207	2196 207	2240 401	2240 401
14-30-27	STRAINER, Fuel Inlet	-----	-----	-----	1826 864	1826 864	-----	-----
14-30-28	NUT, Inlet Strainer	-----	-----	-----	1826 346	1826 863	-----	-----
14-33-5	SPACER	-----	-----	-----	1852 278	1852 278	-----	-----
14-35-1	JET, Main Metering	1618 157	1618 157	1618 157	-----	-----	2299 005	2299 005
	Primary	-----	-----	-----	1400 857	1400 857	-----	-----
	Secondary	-----	-----	-----	1676 692	1631 629	-----	-----
14-39-45	CHOKE	2129 561	2264 579	2264 579	-----	-----	2264 579	2264 579
14-41-3	PLUNGER, w/ROD, Pump	2196 214	2196 214	2196 214	1826 846	1826 846	2196 214	2196 214
14-43-5	ROD, Step-Up	1631 502	1631 502	1631 502	1826 860	2299 059	2299 111	2299 112

NOTE: For further Carburetor Service Parts see the following Charts.

PART TYPE CODE	SERVICE PARTS	CARBURETOR ASSEMBLIES						
		2264 572 3239S	2264 573 3244S	2268 320 R2136A	2268 321 R2416A	2268 322 R2303A	2268 323 R2417A	2268 325 R2419A
14-30-2	GASKET, Flange	2205 582	2264 193	2205 582	2205 582	2205 582	2205 582	2205 582
14-30-4	REPAIR PACKAGE	2299 021	2240 477	2299 036	2299 036	2299 036	2299 036	2299 036
	ZIP KIT	2299 072	2299 074	-----	-----	-----	-----	-----
14-30-7	GASKET PACKAGE	2240 470	2240 478	2299 037	2299 037	2299 037	2299 037	2299 037
14-30-8	NEEDLE, w/SEAT, Float	2240 401	2240 410	2299 042	2299 042	2299 042	2299 042	2299 042
14-35-1	JET, Main Metering	2299 005	2240 437	2299 041	2299 041	2299 041	2299 041	2299 041
14-35-33	STEM, Economizer	-----	-----	2299 040	2299 040	2299 040	2299 040	2299 040
14-35-39	WELL, Main	-----	-----	2299 039	2299 039	2299 039	2299 039	2299 039
14-39-45	CHOKE	2264 579	1858 523	2268 327	2268 327	2268 327	2268 327	2268 327
14-41-3	PLUNGER, w/ROD, Pump	2196 214	1826 607	2299 038	2299 038	2299 038	2299 038	2299 038
14-43-5	ROD, Step-Up	2299 113	2299 116	-----	-----	-----	-----	-----

NOTE: For further Carburetor Service Parts see the following Charts.

PART TYPE CODE	SERVICE PARTS	CARBURETOR ASSEMBLIES						
		2268 767 3374S	2268 768 3375S	2402 211 3437S	2402 212 3438S	*2268 324 R2418A	*2402 359 3447S	----- -----
14-30-2	GASET, Flange	2121 952	2121 952	2121 952	2121 952	*2205 582	*1947 810	-----

★ Indicates use as required. Numerals in parentheses () refer to notes. Printed in U.S.A.
 ☐ Indicates parts not listed in any previous parts book. Prices and specifications subject to change without notice.
 March 8, 1963 Supersedes May 1, 1962. * Indicates change or addition.

14-30-O CARBURETOR - Cont'd

CARBURETOR ASSEMBLIES - Cont'd

NOTE: For further Carburetor Service Parts see the following Charts.

PART TYPE CODE	SERVICE PARTS	CARBURETOR ASSEMBLIES						
		2268 767 3374S	2268 768 3375S	2402 211 3437S	2402 212 3438S	*2268 324 R2418A	2402 359 3447S	----- -----
14-30-4	REPAIR PACKAGE	*2240 480	*2240 480	*2240 480	*2240 480	*2299 036	*2299 181	-----
	ZIP KIT	*2299 080	*2299 080	2299 080	2299 080	-----	*2299 184	-----
14-30-7	GASKET PACKAGE	*2196 212	*2196 212	*2196 212	*2196 212	*2299 037	*2299 182	-----
14-30-8	NEEDLE, w/SEAT, Float . . .	2196 207	2196 207	2196 207	2196 207	*2299 042	*2196 207	-----
14-30-27	STRAINER, Fuel Inlet	1826 864	1826 864	1826 864	1826 864	-----	*1826 864	-----
14-30-28	NUT, Inlet Strainer	1826 863	1826 863	1826 863	1826 863	-----	*1826 863	-----
14-35-1	JET, Main Metering Primary .	2240 464	2240 464	2240 464	2240 464	*2299 041	*1826 208	-----
	Secondary	2084 166	2084 166	2084 166	2084 166	-----	-----	-----
14-35-33	STEM, Economizer	-----	-----	-----	-----	*2299 040	-----	-----
14-35-39	WELL, Main	-----	-----	-----	-----	*2299 039	-----	-----
14-39-45	CHOKE	*2402 201	*2402 201	2264 580	2264 580	*2268 327	Manual	-----
14-41-3	PLUNGER, w/ROD, Pump . . .	1826 369	1826 369	1826 369	1826 369	*2299 038	*1826 369	-----
14-43-5	ROD, Step-Up	2240 479	2240 479	2240 479	2240 479	-----	*1826 861	-----

CODE	PART NAME AND DESCRIPTION	CYL.	PER CAR	VALIANT LANCER	PLYMOUTH DODGE	CHRYSLER IMPERIAL
14-65-O AUTOMATIC CHOKE TO CARBURETOR ROD CLIP						
14-65-4	CLIP, Stamped D-L		★	-----	1639 182	1639 182
	Stamped D-R		★	1738 635	1738 635	1738 635
14-67-O FUEL FILTER						
14-67-1	FILTER		1	2084 258	2084 258	2084 258
14-67-2	HOSE, Filter to Carburetor		★	1739 230	1739 230	1739 230
	CLAMP		★	274 461	274 461	274 461

14-68-O GOVERNOR

NOTE: To insure against delay in shipment of Governor DO NOT send orders to Chrysler Corporation. Enter orders direct to the following: Handy Division of King-Seeley Corporation, Ann Arbor, Michigan, U. S. A.

14-68-3	GASKET, Governor	6	1	2205 858	2205 858	
14-68-5	CONNECTOR, Tube	6	1	2206 146	2206 146	
14-68-8	SPACER, Governor to Carburetor, w/o Closed Vent	6	1	1615 836	1615 836	
	w/Closed Vent	6	1	2205 857	2205 857	

14-72-O FUEL TANK GAUGE

14-72-1	GAUGE	6	1	2209 296		
	Except Sub.		1	-----	2275 589	2240 547
	Sub.		1	-----	2275 588	2240 548
	Except Sub., SD3		8	1	-----	2240 547
	Sub., SD3		8	1	-----	2240 548

★ Indicates use as required. Numerals in parentheses () refer to notes. Printed in U.S.A.
 □ Indicates parts not listed in any previous parts book. Prices and specifications subject to change without notice.
 * Indicates change or addition. March 8, 1963 Supersedes May 1, 1962.

1962 PASSENGER CAR PARTS CATALOG

FUEL

CODE	PART NAME AND DESCRIPTION	CYL.	PER CAR	VALIANT LANCER	PLYMOUTH DODGE	CHRYSLER IMPERIAL
14-72-O FUEL TANK GAUGE - Cont'd						
14-72-5	CLIP, Gauge Grounding		1	2258 862	2258 412	2258 412
14-72-9	SEAL		1	1948 757	1948 757	1948 757
14-72-33	CABLE, w/TERMINAL and INSULATOR		1	2257 444	2257 444	2257 444
14-72-47	RETAINER, Gauge		1	1730 095	1730 095	1730 095
14-73-O FUEL PUMP						
14-73-1	PUMP PACKAGE	6	1	2084 859	2279 914	
	SP2, SD2, w/o Air Cond.	8	1	----	1843 287	
	SP2, SD2, w/Air Cond.	8	1	----	2279 901	
	SP2, SD2, High Performance, SC1, SC2	8	1	----	2275 573	2275 573
	SD3	8	1	----	2275 573	
	SC2 High Performance, SC3, SY1	8	1	----	----	*2275 573
	SCREW		2	*6023 548	*6023 548	*6023 548
14-74-O FUEL PUMP MOUNTING						
14-74-1	GASKET		1	1400 185	1400 185	1400 185
14-77-O FUEL PUMP PUSH ROD						
14-77-17	ROD	8	1	----	1737 745	1737 745
14-86-O FUEL TANK						
14-86-1	TANK	6	1	2074 056		
	Except Sub.		1	----	*2409 323	
	Sub.		1	----	2074 005	1944 200
	w/Filler TUBE, SD3 except Sub.	8	1	----	2123 642	
	Sub., SD3	8	1	----	1944 200	
	w/Filler TUBE, except SY1	8	1	----	----	2123 642
	SY1	8	1	----	----	2123 623
14-86-13	PLUG, Drain		1	----	1739 194	1739 194
14-86-20	SPACER, Fuel Tank Wheelhouse, Sub., SD3	8	1	----	1960 602	1960 602
14-86-24	SEAL, Drain Plug		1	----	1739 196	1739 196
14-86-35	CAP, Filler Tube		1	2074 054		
	Except Sub.		1	----	2073 998	1948 749
	Except Sub., SD3	8	1	----	1948 749	
	Sub.		1	----	2074 054	
	CAP PACKAGE, Sub., SD3	8	1	----	2240 235	2240 235
14-86-40	TUBE, Filler, except Sub.	6	1	2208 480	2074 016	
	Sub., except SD3		1	2203 456	2074 017	1944 206
	Sub., SD3	8	1	----	1944 206	
	SY1	8	1	----	----	1948 734
14-86-42	GASKET, Filler Tube Cam	6	1	2073 931		
14-86-50	TUBE, Fuel Vent, except Sub.	6	1	2208 467		
14-86-55	GROMMET, Filler Tube, SY1	8	1	----	----	1948 741
14-86-57	HOSE, Vent Tube, except Sub., SD3		1	1828 456	1828 456	1828 456
	Sub.	6	1	2074 063		
	SY1	8	1	----	----	1826 456
14-86-83	"O" RING, Filler Tube	6	1	2073 938		
	Except Sub.		1	----	1730 087	1730 087
	Sub.		1	----	2073 938	
14-86-85	FILTER, Inside of Tank		1	1670 694	1670 694	1670 694

★ Indicates use as required. Numerals in parentheses () refer to notes. Printed in U.S.A.
 □ Indicates parts not listed in any previous parts book. Prices and specifications subject to change without notice.
 March 8, 1963 Supersedes May 1, 1962. Page 14-16 * Indicates change or addition.

CODE	PART NAME AND DESCRIPTION	C Y L.	PER CAR	VALIANT LANCER	PLYMOUTH DODGE	CHRYSLER IMPERIAL
14-87-O FUEL TANK STONE DEFLECTOR						
14-87-2	DEFLECTOR, Sub. except SD3		1	----	*2251 725	
	Sub., SD3			----	*1961 353	*1961 353
14-88-O FUEL TANK SUPPORT						
14-88-8	BRACKET, Support Strap, Sub.		1	----	2251 722	
	Support Strap, Inner, Sub., SD3	8	1	----	*1878 264	*1878 264
	Support Strap, Outer, Sub., SD3	8	1	----	*1878 263	*1878 263
14-88-21	STRAP	6	1	2203 449		
	Except Sub.		1	----	2074 036	
	Except Sub., SD3, SC1, SC2, SC3	8	2	----	*1944 194	*1944 194
	Sub., SD3, SC1, SC3	8	1	----	*1944 203	*1944 203
	SY1.	8	1	----	----	1944 177
	Sub.		1	----	2074 015	
14-88-27	STUD, Strap	6	1	1671 610		
	Except Sub.		1	----	2074 032	
	Except SY1	8	1	----	----	1944 171
	SY1.	8	1	----	----	1671 610
	Sub.		1	----	1671 610	
14-88-36	REINFORCEMENT, Rear Floor Pan Fuel Tank, SD3, SC1, SC2, SC3, except Sub.	8	1	----	*1878 169	*1878 169
14-89-O FUEL LINE TUBE						
14-89-2	TUBING, 25 Ft. Roll, 5/16" O.D.		★	*1843 253	*1843 253	*1843 253
14-89-57	HOSE, Tube		★	1739 230	1739 230	1739 230
	CLAMP		★	274 461	274 461	274 461
14-90-O FUEL LINE TUBE CLIP						
14-90-1	CLIP, except SY1		★	2123 341	2123 341	2123 341
	SY1.	8	★	----	----	1119 423

NOTES

★ Indicates use as required. Numerals in parentheses () refer to notes. Printed in U.S.A.
 □ Indicates parts not listed in any previous parts book. Prices and specifications subject to change without notice.
 * Indicates change or addition. May 1, 1962 Supersedes Nov. 30, 1961.

