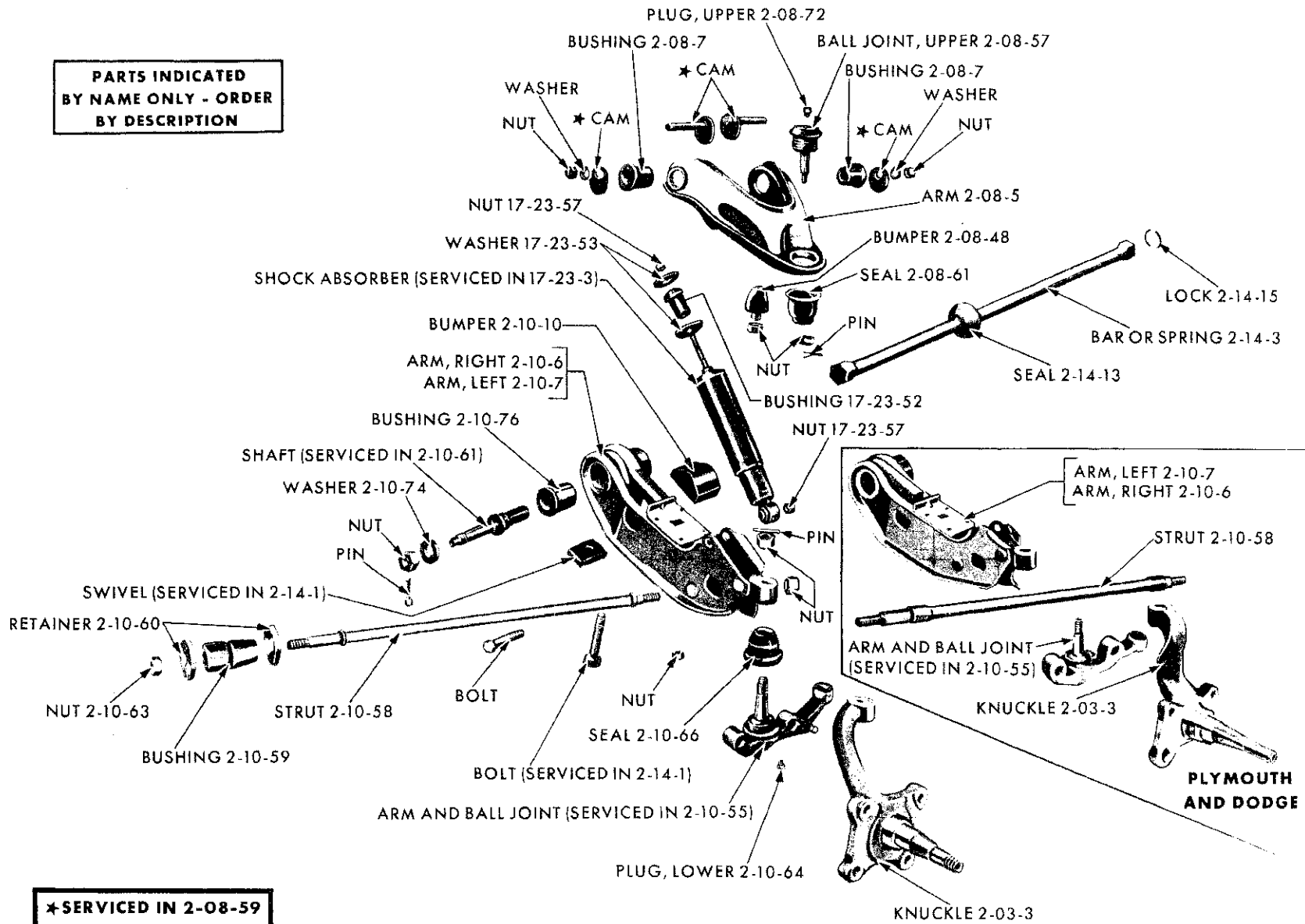


**PARTS INDICATED
BY NAME ONLY - ORDER
BY DESCRIPTION**

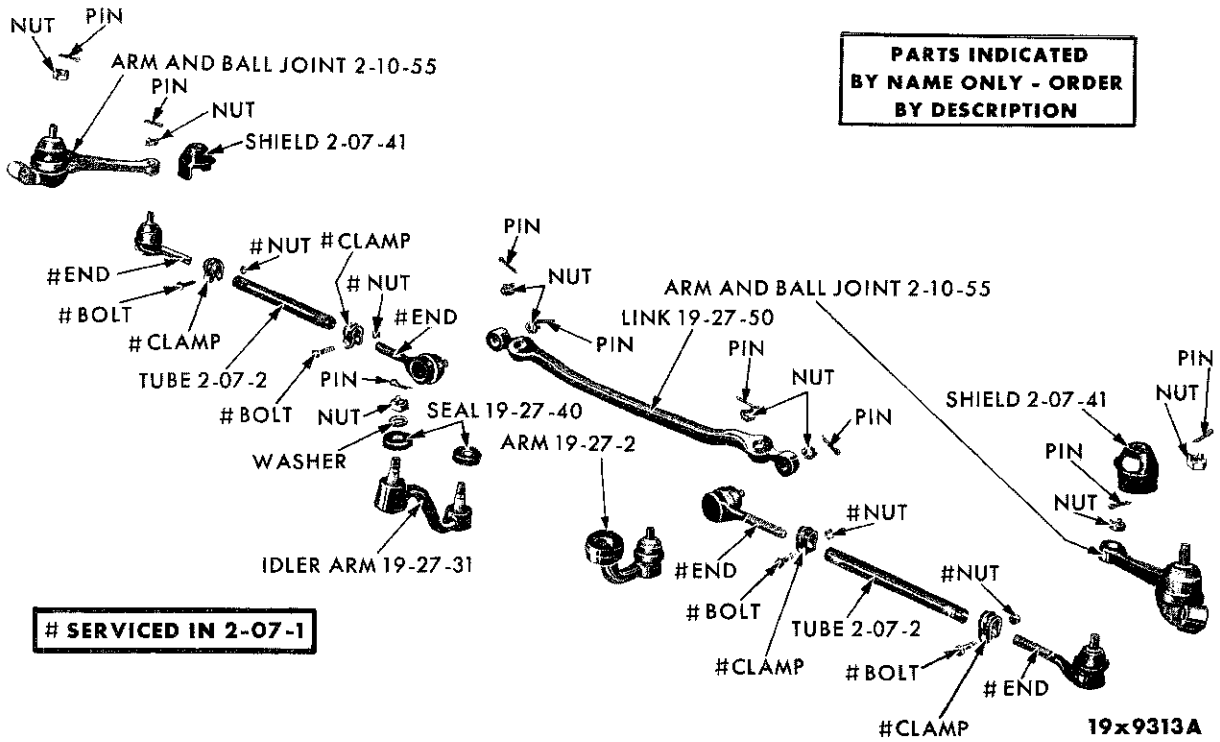


***SERVICED IN 2-08-59**

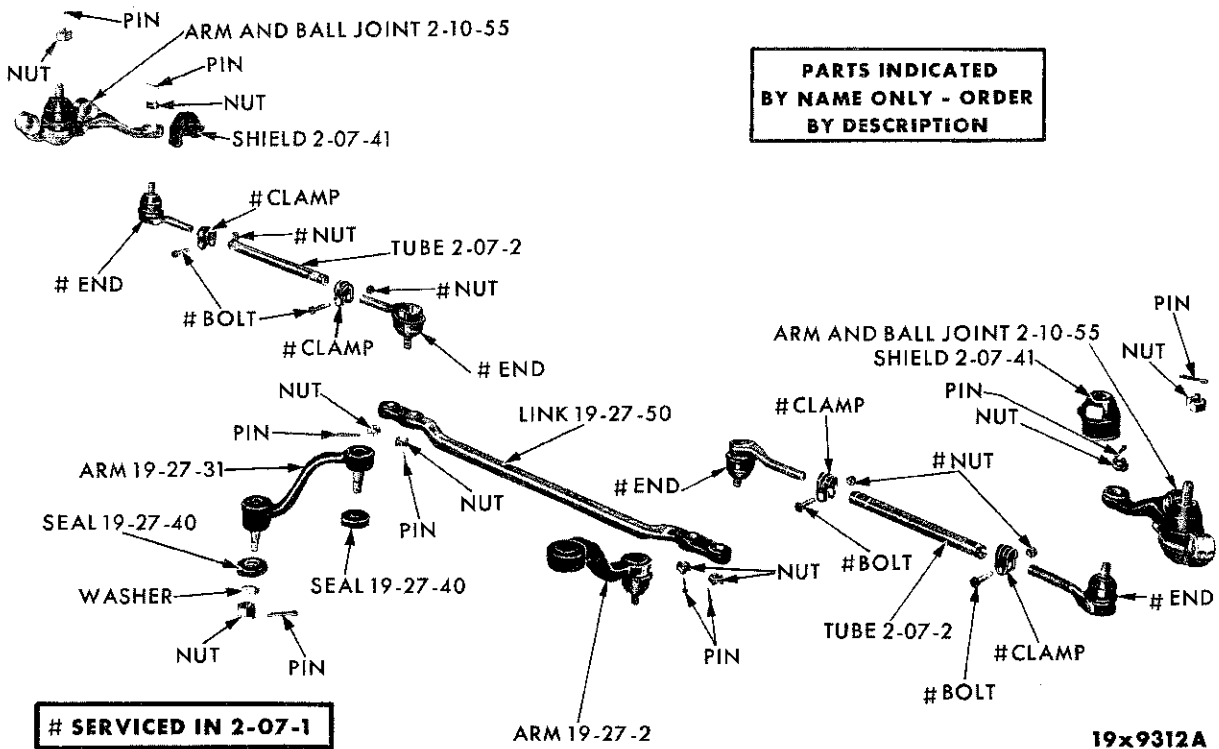
19x9301

FRONT SUSPENSION - EXCEPT CHRYSLER SC1-2-3 AND IMPERIAL SY1

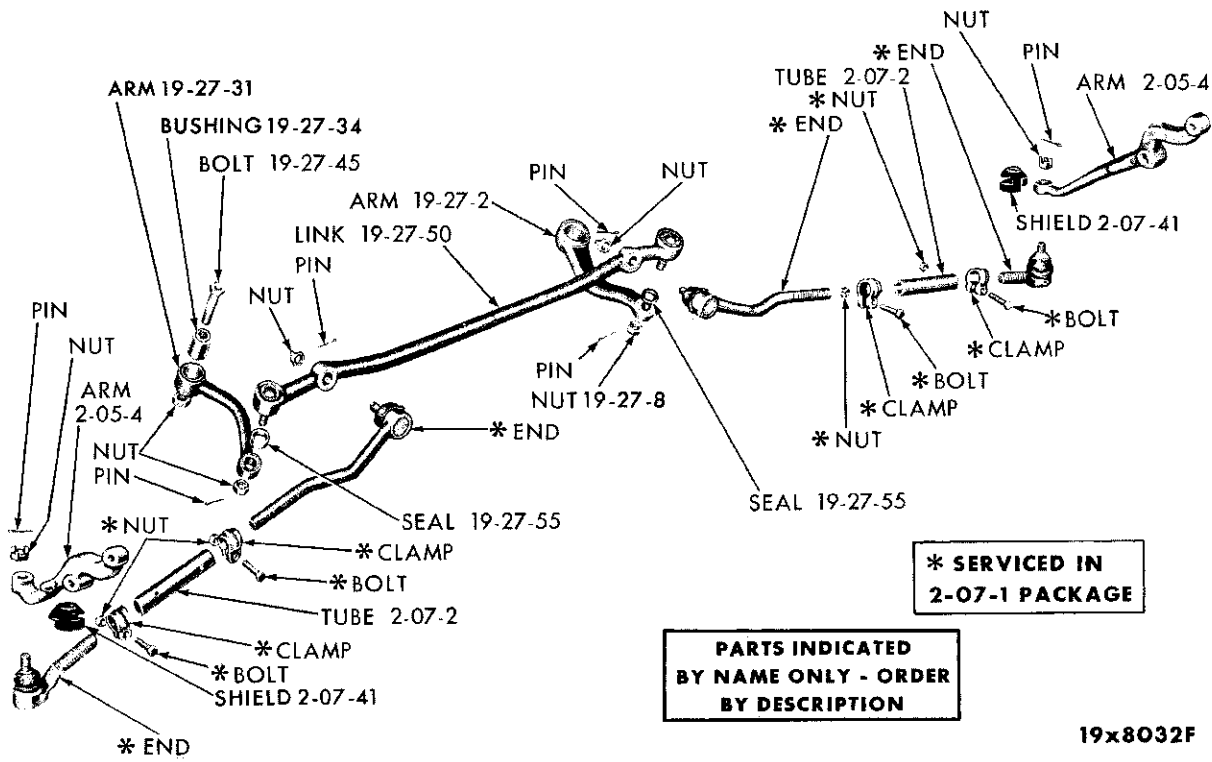
GROUP 2 - FRONT SUSPENSION



TIE RODS - VALIANT SV1 AND LANCER SL1



TIE RODS - PLYMOUTH SP1-2 AND DODGE SD1-2



TIE RODS - CHRYSLER SC1-2-3 AND IMPERIAL SY1

NOTES

CODE	PART NAME AND DESCRIPTION	CYL	PER CAR	VALIANT LANCER	PLYMOUTH DODGE	CHRYSLER IMPERIAL
2-03-0 STEERING KNUCKLE						
2-03-3	KNUCKLE, Right	6	1	2071 432		
	Left	6	1	2071 433		
	Except SD3		2	----	1858 084	
	SD3, SC1, SC2	8	2	----	1671 362	1671 362
	SC3	8	2	----	----	1670 320
	SY1	8	2	----	----	1671 363
2-05-0 STEERING LINKAGE KNUCKLE ARM						
2-05-4	ARM, Right, SD3, SC1, SC2	8	1	----	1825 672	1825 672
	Left, SD3, SC1, SC2	8	1	----	1825 673	1825 673
	Right, SC3	8	1	----	----	1825 674
	Left, SC3	8	1	----	----	1825 675
	Right, SY1	8	1	----	----	1825 676
	Left, SY1	8	1	----	----	1825 677
2-07-0 STEERING KNUCKLE TIE ROD						
2-07-1	END PACKAGE, Inner, L.H. thd., except SD3 . .		2	⊖2448 384	⊖2448 384	
	Outer, R.H. thd., except SD3		2	⊖2448 383	⊖2448 383	
	Inner, SD3, SC1, SC2	8	2	----	2279 989	2279 989
	Outer, SD3, SC1, SC2	8	2	----	⊖2448 398	⊖2448 398
	Right, Inner, SC3, SY1	8	1	----	----	2279 990
	Left, Inner, SC3, SY1	8	1	----	----	2279 991
	Outer, SC3, SY1	8	2	----	----	2279 992
2-07-2	TUBE, except SD3		2	2072 441	2072 441	
	TUBE, w/CLAMP BOLT and NUT, SD3	8	2	----	1634 619	1634 619
2-07-41	SHIELD, Steering Link Outer Tie Rod End,					
	Right		1	1858 262	1858 262	1858 262
	Left		1	1858 263	1858 263	1858 263
2-08-0 FRONT WHEEL UPPER CONTROL ARM						
2-08-5	ARM, Right	6	1	2071 452		
	Left	6	1	2071 453		
	Right, except SD3		1	----	1857 856	
	Left, except SD3		1	----	1857 857	
	Right, SD3, SC1, SC2	8	1	----	1825 306	1825 306
	Left, SD3, SC1, SC2	8	1	----	1825 307	1825 307
	Right, SC3, SY1	8	1	----	----	1825 664
	Left, SC3, SY1	8	1	----	----	1825 665
2-08-7	BUSHING, Upper Control Arm, except SD3		4	2071 204	2071 204	
	SD3	8	4	----	1825 317	1825 317
2-08-11	SLEEVE, Upper Control Arm Bushing, except SD3 .		2	----	*1857 840	
	SD3, SC1, SC2	8	2	----	*2207 200	*2207 200
2-08-48	BUMPER, Frame		2	1825 314	1825 314	1825 314
2-08-55	NUT, Bumper Bolt		2	6012 031	6012 031	6012 031
2-08-57	BALL JOINT PACKAGE, Upper	6	2	2298 533		
	SC1, SC2		2	----	2298 534	2298 534
	SC3, SY1	8	2	----	----	2298 536
2-08-59	CAM and BUSHING PACKAGE, Support Bracket,					
	except SD3		2	2084 920	2084 920	
	SD3	8	2	----	1881 652	1881 652
2-08-61	SEAL, Ball Joint	6	2	2071 255		
	SC1, SC2		2	----	1825 487	1825 487
	SC3, SY1	8	2	----	----	1825 761

★ Indicates use as required. Numerals in parentheses () refer to notes. Printed in U.S.A.
 ⊖ Indicates parts not listed in any previous parts book. Prices and specifications subject to change without notice.
 * Indicates change or addition. March 8, 1963 Supersedes May 1, 1962.

1962 PASSENGER CAR PARTS CATALOG

FRONT SUSPENSION

CODE	PART NAME AND DESCRIPTION	C Y L	PER CAR	VALIANT LANCER	PLYMOUTH DODGE	CHRYSLER IMPERIAL
2-08-0 FRONT WHEEL UPPER CONTROL ARM - Cont'd						
2-08-62	WASHER, Ball Joint Stud		2	----	1672 960	1672 960
2-08-63	BRACKET, Control Arm Mounting, Right	6	1	2081 840		
	Left	6	1	2081 841		
	Right		1	----	2204 184	
	Left		1	----	2204 185	
2-08-68	NUT, Ball Joint Stud	6	2	273 705		
	SC1, SC2		2	----	128 025	128 025
	SC3, SY1	8	2	----	----	128 027
2-08-70	REINFORCEMENT, Control Arm Mounting Bracket		2	----	2204 244	
2-08-71	NUT, Control Arm Bolt		4	1825 449	1825 449	1825 449
2-08-72	PLUG, Upper Ball Joint		2	1858 115	1858 115	1858 115
2-10-0 FRONT WHEEL LOWER CONTROL ARM						
2-10-6	ARM, Right	6	1	2071 468		
	Right, except SD3		1	----	1857 992	
	Right, SD3, SC1, SC2	8	1	----	1858 150	1858 150
	Right, SC3, SY1	8	1	----	----	1858 160
	RIVET, Lower Control Arm Plate, Right		4	6023 293	6023 293	
2-10-7	ARM, Left	6	1	2071 469		
	Left, except SD3		1	----	1857 993	
	Left, SD3, SC1, SC2	8	1	----	1858 151	1858 151
	Left, SC3, SY1	8	1	----	----	1858 161
	RIVET, Lower Control Arm Plate, Left		4	6023 293	6023 293	
2-10-10	BUMPER, Std., except SD3		2	1858 070	1858 070	
	Std., except Sub. SD3	8	2	----	1857 682	1857 682
	Std., Sub., SD3	8	2	----	1858 153	1858 153
	Heavy Duty, except Sub. SD3	8	2	----	1858 153	1858 153
2-10-17	NUT, Bumper Retainer		2	6012 031	6012 031	6012 031
2-10-55	ARM and BALL JOINT PACKAGE, Steering Knuckle Housing Lower, Right	6	1	2275 464		
	Left	6	1	2275 465		
	Right, except SD3		1	----	2275 462	
	Left, except SD3		1	----	2275 463	
	BALL JOINT PACKAGE, Lower, SC1, SC2	8	2	----	----	2298 535
	SC3, SY1	8	2	----	----	2298 537
	BALL JOINT PACKAGE, Lower, SD3, SC1, SC2			----	2298 535	2298 535
2-10-57	BUSHING and RETAINER PACKAGE	6	2	2084 918		
			2	----	2084 045	2084 045
2-10-58	STRUT	6	2	2071 417		
	Except SD3		2	----	1857 901	
	Right, w/Sway Eliminator, SD3, SC1, SC2	8	1	----	1671 418	1671 418
	Left, w/Sway Eliminator, SD3, SC1, SC2	8	1	----	1671 419	1671 419
	Right, w/o Sway Eliminator, SD3, SC1, SC2	8	1	----	1731 402	1731 402
	Left, w/o Sway Eliminator, SD3, SC1, SC2	8	1	----	1731 403	1731 403
	Right, w/Sway Eliminator and 413 cu. in. Eng., SC2	8	1	----	----	1825 696
	Left, w/Sway Eliminator and 413 cu.in. Eng., SC2	8	1	----	----	1825 697
	Right, SC3, SY1	8	1	----	----	1672 962
	Left, SC3, SY1	8	1	----	----	1672 963
2-10-59	BUSHING, Lower Control Arm Strut	6	2	2071 443		
			2	----	1734 321	1734 321
2-10-60	RETAINER, Strut Bushing	6	4	2071 211		
			4	----	1734 341	1734 341

★ Indicates use as required. Numerals in parentheses () refer to notes. Printed in U.S.A.
 □ Indicates parts not listed in any previous parts book. Prices and specifications subject to change without notice.
 March 8, 1963 Supersedes May 1, 1962. * Indicates change or addition.

CODE	PART NAME AND DESCRIPTION	C Y L.	PER CAR	VALIANT LANCER	PLYMOUTH DODGE	CHRYSLER IMPERIAL
2-10-O FRONT WHEEL LOWER CONTROL ARM - Cont'd						
2-10-61	SHAFT PACKAGE, Lower Control Arm	6	2	2275 461		
	Except SD3		2	----	*2275 460	
	SHAFT and BUSHING PACKAGE, SD3, SC1, SC2	8	2	----	*1881 650	*1881 650
	SC3, SY1	8	2	----	----	1881 647
2-10-62	BOLT, Strut		4	----	1825 350	1825 350
2-10-63	NUT, Strut Bushing	6	2	*6022 136		
	Strut		2	6025 056	6025 056	
	Strut Bushing Front		2	----	1825 432	1825 432
	Strut Bolt Rear		4	----	1825 449	1825 449
2-10-64	PLUG, Lower Ball Joint		2	1858 115	1858 115	1858 115
2-10-66	SEAL, Ball Joint, except SD3		2	*1858 209	*1858 209	
	SD3, SC1, SC2	8	2	----	*1825 488	*1825 488
	SC3, SY1	8	2	----	----	1825 762
2-10-67	WASHER, Ball Joint Stud Nut, SC1, SC2		2	----	1672 960	1672 960
	SC3, SY1	8	2	----	----	1672 961
2-10-68	NUT, Ball Joint Stud, SC1, SC2		2	128 027	128 027	128 027
	SC3, SY1	8	2	----	----	1671 405
2-10-72	SPACER, Bumper, except SD3		2	*1858 247	*1858 247	
	SD3	8	2	----	*1858 155	*1858 155
2-10-74	WASHER, Shaft		2	2071 470	2071 470	
2-10-76	BUSHING, Shaft, except SD3		2	*1858 024	*1858 024	
	SD3, SC1, SC2	8	2	----	*1636 017	*1636 017
	SC3, SY1	8	2	----	----	1636 010

2-14-O FRONT SUSPENSION TORSION PARTS

2-14-1	BOLT and SWIVEL PACKAGE, Bar or Spring,					
	Front End Adjusting, Std.	6	2	2275 469		
	Heavy Duty	6	2	2275 470		
	Std., except SD3		2	----	*2275 468	
	Heavy Duty, except SD3		2	----	*2275 469	
	Rear End Anchor Adjusting, SD3, SC1, SC2, SC3	8	2	----	*2196 773	*2196 773
	SY1	8	2	----	----	2196 774

NOTE: The anchor end of Torsion Bars or Springs, are stamped with the last 3 digits of the part number. If the stamped number is 622, the Torsion Bar or Spring, will be applicable to the right side of the car, since the last digit of the part number is an even number. Left side is indicated by an odd digit.

2-14-3	BAR or SPRING, Right, Std.	6	1	2071 622		
	Left, Std.	6	1	2071 623		
	Right, Heavy Duty	6	1	2071 626		
	Left, Heavy Duty	6	1	2071 627		
	Right, Std., except Sub., except SD3	6	1	----	*1857 774	
	Left, Std., except Sub., except SD3	6	1	----	*1857 775	
	Right, Std., Sub., except SD3	6	1	----	*1857 776	
	Left, Std., Sub., except SD3	6	1	----	*1857 777	
	Right, Std., except SD3	8	1	----	*1857 776	
	Left, Std., except SD3	8	1	----	*1857 777	
	Right, Heavy Duty, w/o Sway Eliminator, Sub., except SD3		1	----	*1857 778	
	Left, Heavy Duty, w/o Sway Eliminator, Sub., except SD3		1	----	*1857 779	

★ Indicates use as required.

☐ Indicates parts not listed in any previous parts book.

* Indicates change or addition.

Numerals in parentheses () refer to notes.

Printed in U.S.A.

Prices and specifications subject to change without notice.

May 1, 1962 Supersedes Nov. 30, 1961.

CODE	PART NAME AND DESCRIPTION	C Y L	PER CAR	VALIANT LANCER	PLYMOUTH DODGE	CHRYSLER IMPERIAL
2-14-0 FRONT SUSPENSION TORSION PARTS - Cont'd						
2-14-3	BAR or SPRING - Cont'd					
	Right, Heavy Duty, w/o Sway Eliminator, except SD3		1	----	*1857 778	
	Left, Heavy Duty, w/o Sway Eliminator, except SD3		1	----	*1857 779	
	Right, Std., w/o Sway Eliminator, SD3, SC1, SC2	8	1	----	*1825 610	*1825 610
	Left, Std., w/o Sway Eliminator, SD3, SC1, SC2	8	1	----	*1825 611	*1825 611
	Right, w/Sway Eliminator, SD3, SC1, SC2	8	1	----	*1825 604	*1825 604
	Left, w/Sway Eliminator, SD3, SC1, SC2	8	1	----	*1825 605	*1825 605
	Right, Heavy Duty, w/Sway Eliminator, SD3, SC1, SC2	8	1	----	*1825 606	*1825 606
	Left, Heavy Duty, w/Sway Eliminator, SD3, SC1, SC2	8	1	----	*1825 607	*1825 607
	Right, Std., SC3	8	1	----	-----	1825 708
	Left, Std., SC3	8	1	----	-----	1825 709
	Right, Heavy Duty, SC3	8	1	----	-----	1825 704
	Left, Heavy Duty, SC3	8	1	----	-----	1825 705
	Right, Std., SY1	8	1	----	-----	2275 508
	Left, Std., SY1	8	1	----	-----	2275 509
	Right, Heavy Duty, SY1	8	1	----	-----	2275 510
	Left, Heavy Duty, SY1	8	1	----	-----	2275 511
2-14-8	ANCHOR PACKAGE, Torsion Bar or Spring,					
	Rear End, Right, SD3, SC1, SC2, SC3	8	1	----	*2196 750	*2196 750
	Left, SD3, SC1, SC2, SC3	8	1	----	*2196 751	*2196 751
	Right, SY1, except Cv. Cp.	8	1	----	-----	2196 754
	Left, SY1, except Cv. Cp.	8	1	----	-----	2196 755
	Right, SY1, Cv. Cp.	8	1	----	-----	2196 752
	Left, SY1, Cv. Cp.	8	1	----	-----	2196 753
2-14-12	SEAT, Spring Front End, Adjusting Bolt Nut, Seat, Bar or Spring, Rear End, Anchor Adjusting Bolt, SD3	8	2	----	*1857 549	*1857 549
2-14-13	SEAL, Bar or Spring, Rear End Anchor, except SD3		2	*2071 173	*2071 173	
	SD3	8	2	----	*1613 388	*1613 388
2-14-15	LOCK, Spring Rear End Anchor, except SD3		2	*1671 446	*1671 446	
	SD3	8	2	----	*1639 171	*1639 171
2-14-19	PLUG, Spring Rear End Anchor, SD3, SC1, SC2, SC3	8	2	----	*1857 580	*1857 580
	SY1	8	2	----	-----	1825 582
2-14-25	RETAINER, Bar or Spring, Rear End Anchor, Adjusting Bolt SY1	8	2	----	-----	1857 576

NOTES

★ Indicates use as required. Numerals in parentheses () refer to notes. Printed in U.S.A.
 ☐ Indicates parts not listed in any previous parts book. Prices and specifications subject to change without notice.
 May 1, 1962 Supersedes Nov. 30, 1961. * Indicates change or addition.