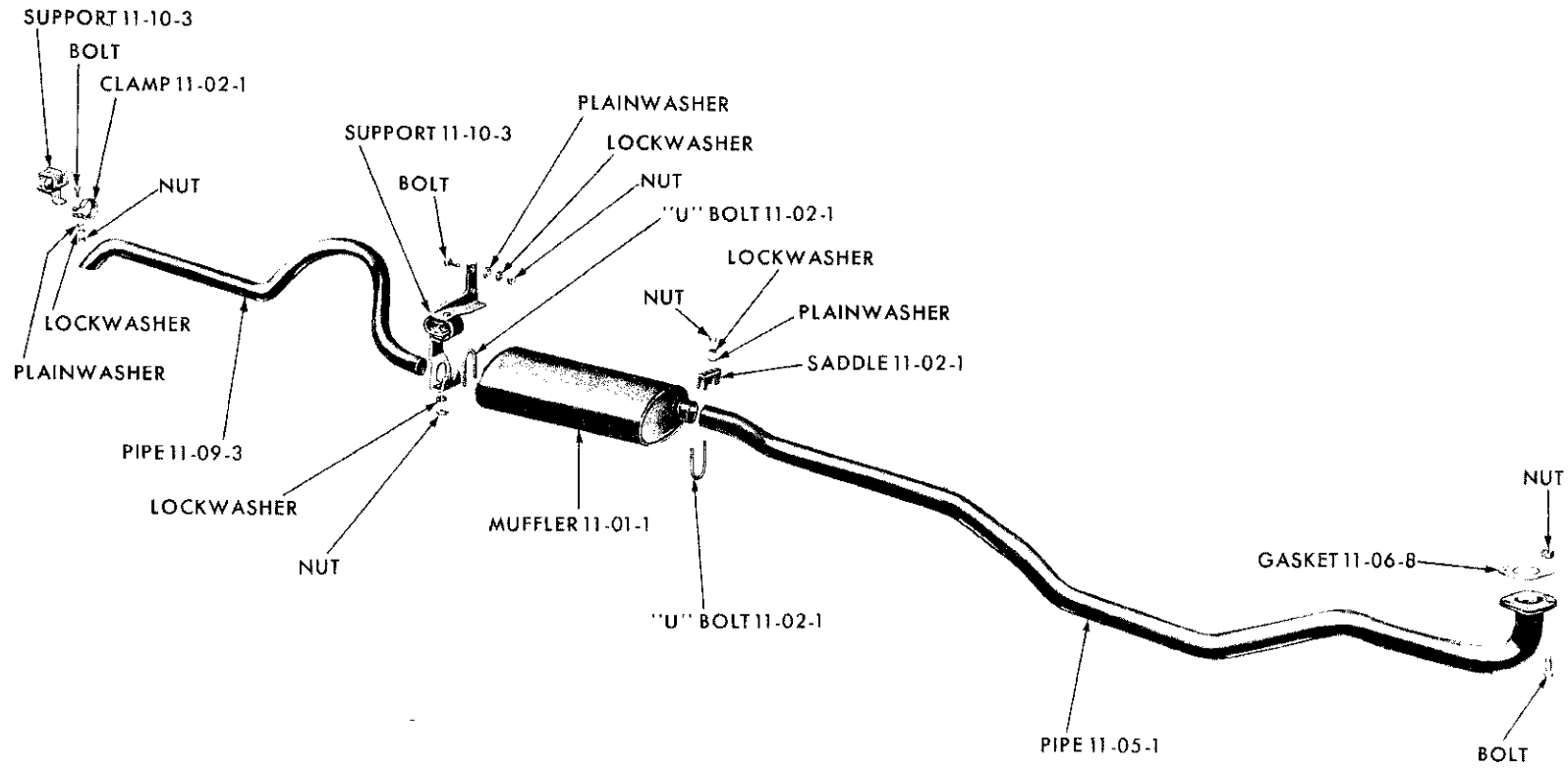


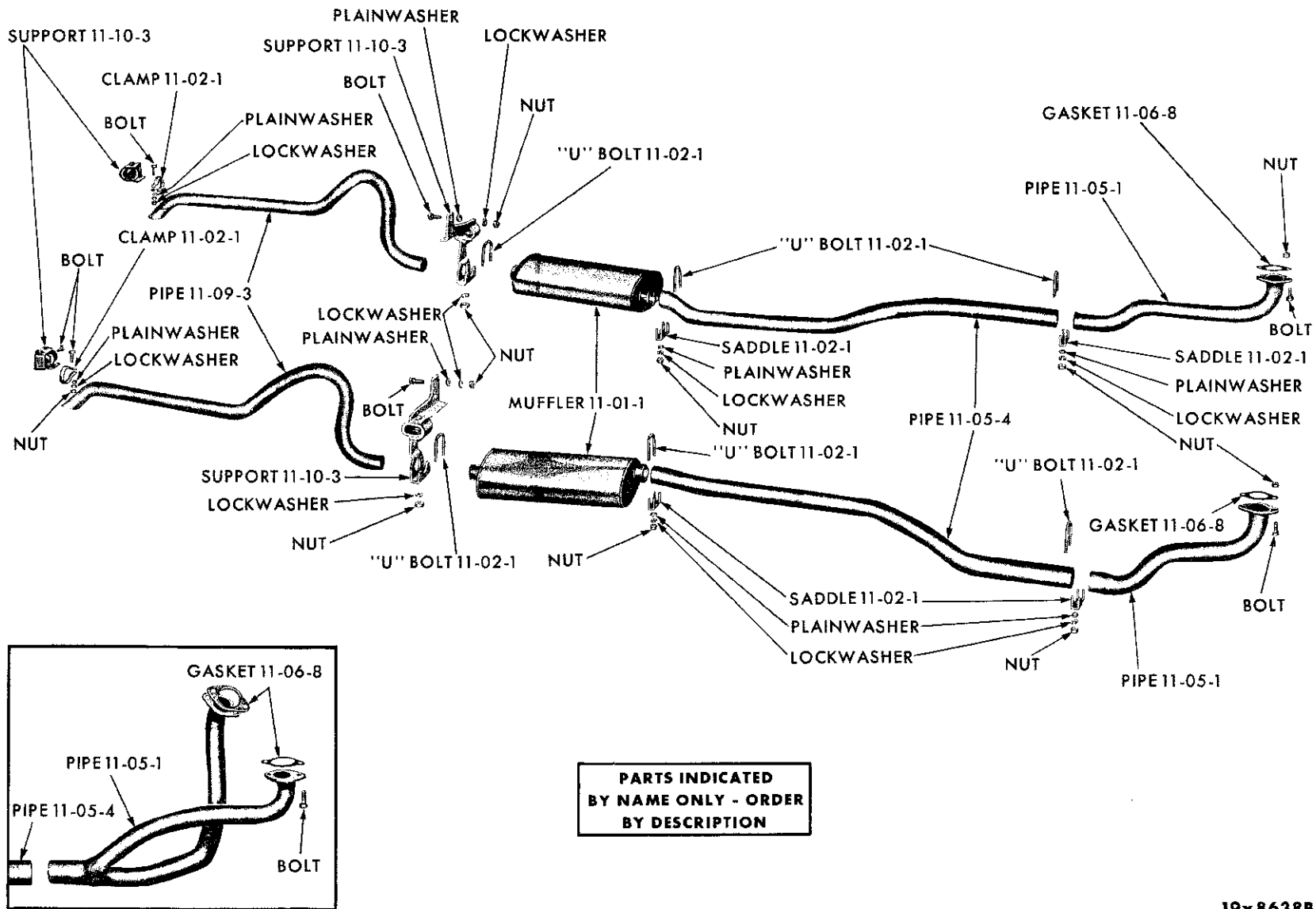
GROUP 11 - EXHAUST



PARTS INDICATED
 BY NAME ONLY - ORDER
 BY DESCRIPTION

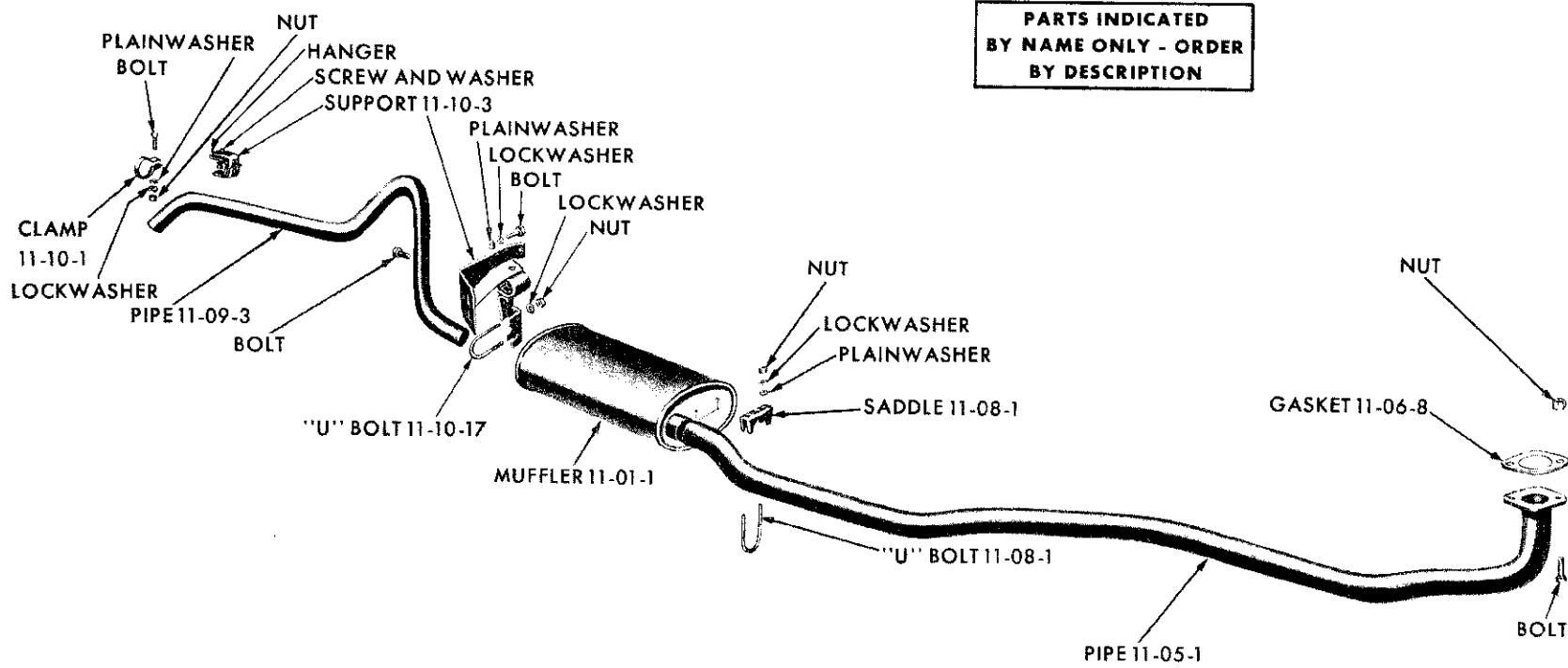
19x8644B

EXHAUST SYSTEM - PLYMOUTH SP1-2 AND DODGE SD1-2



EXHAUST SYSTEM (V8 CYLINDER HIGH PERFORMANCE ENGINE) - PLYMOUTH SP1-2 AND DODGE SD1-2

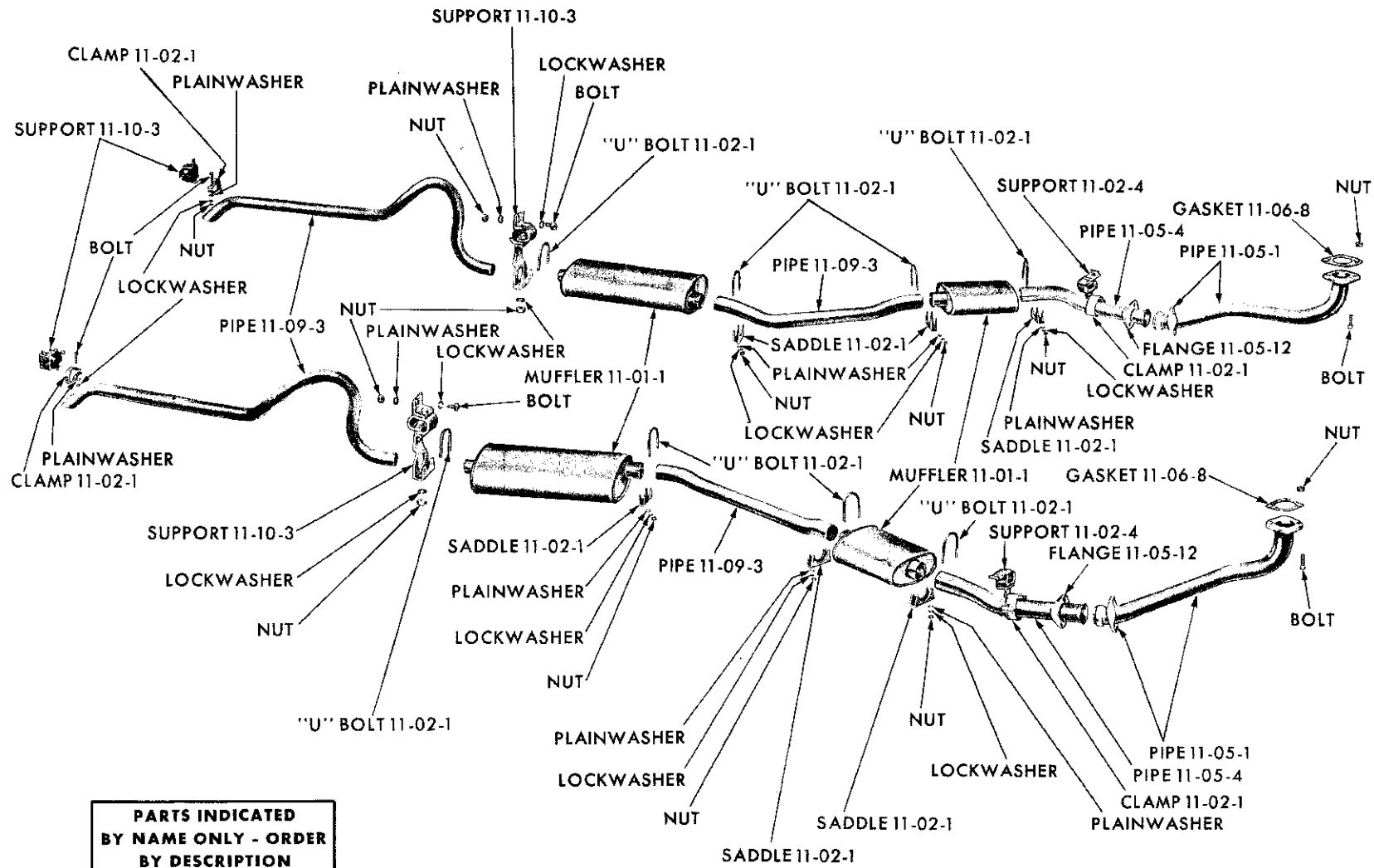
19x8638B



PARTS INDICATED BY NAME ONLY - ORDER BY DESCRIPTION

EXHAUST SYSTEM - VALIANT SV1 AND LANCER SL1

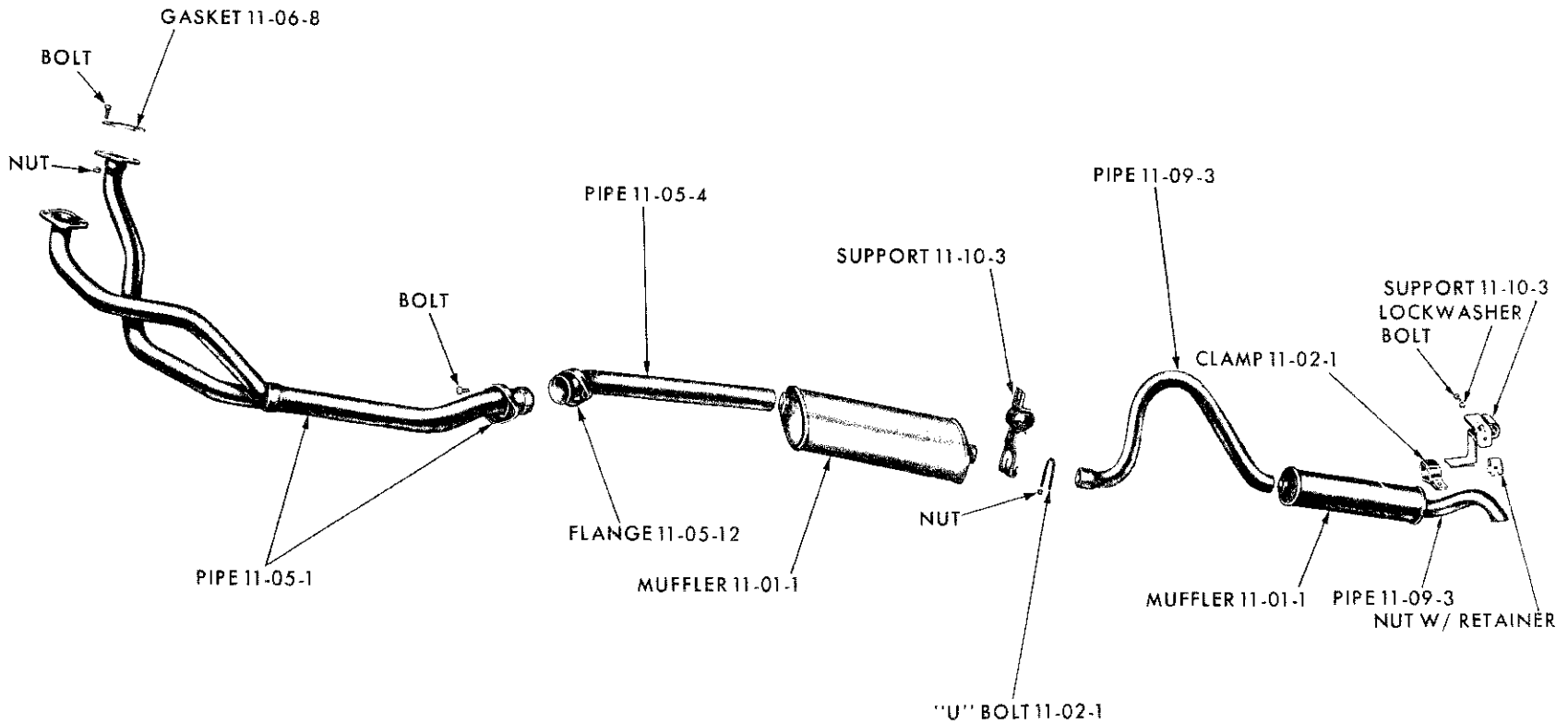
19x8748B



**PARTS INDICATED
BY NAME ONLY - ORDER
BY DESCRIPTION**

19x8637B

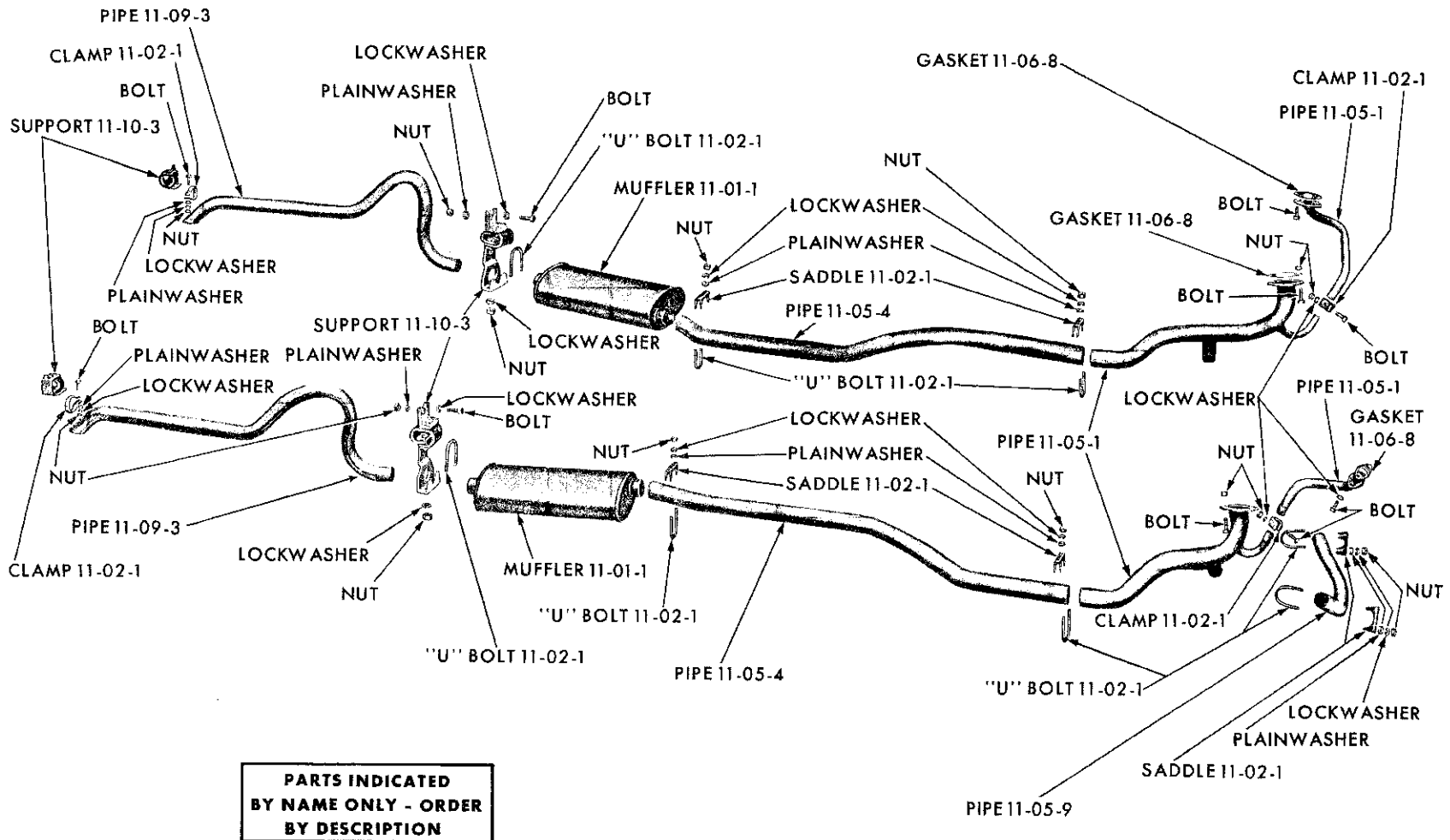
EXHAUST SYSTEM ("B" ENGINE) - CHRYSLER SC1-2-3



PARTS INDICATED
BY NAME ONLY - ORDER
BY DESCRIPTION

19x9098B

EXHAUST SYSTEM - CHRYSLER SC3 (EXCEPT SUBURBAN)



**PARTS INDICATED
BY NAME ONLY - ORDER
BY DESCRIPTION**

19x8640C

EXHAUST SYSTEM - CHRYSLER SC1-2-3 (RAM INDUCTION)

CODE	PART NAME AND DESCRIPTION	CYL.	PER CAR	VALIANT LANCER	PLYMOUTH DODGE	CHRYSLER IMPERIAL
11-01-0 MUFFLER						
SINGLE EXHAUST						
11-01-1	MUFFLER, Zinc Coated	6	1	2208 370	*2298 913	
	Aluminized	6	1	2266 039	2265 986	
	Zinc Coated, SD3, SC1, SC2	8	1	----	2208 406	2208 406
	Aluminized, SD3, SC1, SC2	8	1	----	2122 833	2122 833
	Front, Zinc Coated, SC3	8	1	----	----	2208 406
	Front, Aluminized, SP2, SD2, SC3	8	1	----	2265 988	2122 833
	Zinc Coated, SP2, SD2	8	1	----	2298 915	
	Front, SY1 except Cv. Cp	8	1	----	----	2265 974
	Rear, SC3, w/Tail PIPE	8	1	----	----	2201 418
	Rear, SY1 except Cv. Cp., w/Front and Rear Tail PIPE	8	1	----	----	*2265 964
DUAL EXHAUST						
	Aluminized, w/318 cu. in. Eng.	8	2	----	2265 987	
	Zinc Coated, w/318 cu. in. Eng.	8	2	----	2298 914	
	Aluminized, w/361 cu. in. Eng., SP2, SD2	8	2	----	2265 988	
	Zinc Coated, w/361 cu. in. Eng., SP2, SD2	8	2	----	2298 915	
	Aluminized, SP2, SD2, SC2, w/413 cu. in. Eng.	8	2	----	*2122 833	*2122 831
	Zinc Coated, SC2 w/413 cu. in. Eng.	8	2	----	----	2208 405
	Front, SC3	8	2	----	----	2122 835
	Front, SY1 Cv. Cp.	8	2	----	----	2122 795
	Rear, SC3	8	2	----	----	2122 834
	Rear, SY1 Cv. Cp.	8	2	----	----	2123 470
11-02-0 MUFFLER SUPPORT						
11-02-1	CLAMP PACKAGE, Exhaust Pipe to Muffler	6	1	1843 009	1843 010	
	Exhaust Pipe Brace	6	1	----	1843 010	
	Exhaust Pipe to Muffler, SP2, SD2	8	1	----	1843 008	
	Exhaust Crossover Pipe, SP2, SD2	8	1	----	1843 008	
	Exhaust Pipe Extension, SP2, SD2	8	★	----	1843 008	1843 407
	Exhaust Pipe Extension, SD3	8	★	----	1843 407	
	Exhaust Extension to Muffler, SC2 High Performance	8	2	----	----	1603 364
	Exhaust Extension to Front Muffler, SC3 Sub.	8	2	----	----	2240 312
	Exhaust Extension to Front Muffler, SY1 Cv. Cp.	8	2	----	----	1843 008
	Intermediate Exhaust Pipe to Front Muffler, SC3 Sub.	8	2	----	----	1843 008
	Tail Pipe, Rear		★	*2240 308	*2240 311	
	Except Sub., SP2, SD2	8	2	----	1603 364	
	Except Sub., SP2, SD2	8	★	----	2279 897	-----
	w/413 cu. in. Eng.	8	2	----	*2240 312	
	SD3	8	★	----	2240 312	2240 312
	SC3 Sub., SY1 Cv. Cp.	8	2	----	----	2240 311
	Tail Pipe, Front, SP2, SD2	8	2	----	1603 364	
	Tail Pipe to Muffler	6	1	----	1843 009	
	SD3, SC1, SC2, SC3 except Sub.	8	1	----	1843 008	1843 008
	SC3 Sub., SY1 Cv. Cp.	8	2	----	----	1843 009
	Tail Pipe to Front Muffler, SY1 except Cv. Cp.	8	1	----	----	1843 407
	Tail Pipe to Rear Muffler, SC2, SY1 except Cv. Cp.	8	★	----	----	1843 008
	CLAMP, Front Muffler, SC2, SC3 Sub.	8	4	----	----	2240 312
11-02-4	SUPPORT, w/INSULATOR, Front Muffler, Right, SD3, SC1, SC3 Sub.	8	1	----	2122 796	2122 796
	Left, SD3, SC1, SC3 Sub.	8	1	----	1948 549	1948 549
	Except Cv. Cp., SY1	8	1	----	----	2265 968
	Right, Cv. Cp., SY1	8	1	----	----	1820 319
	Left, Cv. Cp., SY1	8	1	----	----	1820 318
	NUT and RETAINER, except SY1		2	----	----	*6025 007

★ Indicates use as required.

⊠ Indicates parts not listed in any previous parts book.

* Indicates change or addition.

Numerals in parentheses () refer to notes.

Prices and specifications subject to change without notice.

Printed in U.S.A.

1962 PASSENGER CAR PARTS CATALOG

EXHAUST

CODE	PART NAME AND DESCRIPTION	CYL.	PER CAR	VALIANT LANCER	PLYMOUTH DODGE	CHRYSLER IMPERIAL
11-05-0 EXHAUST PIPE						
<u>SINGLE EXHAUST</u>						
11-05-1	PIPE, w/170 cu. in. Eng.	6	1	2208 420		
	SL1 w/225 cu. in. Eng.	6	1	2208 440		
	Taxi and Police, w/170 cu. in. Eng.	6	1	----	2203 611	
		6	1	----	2208 428	
	SP2, SD2	8	1	----	2203 557	
	SD3, SC1, SC2	8	1	----	2123 462	2123 462
	SC3 except Sub.	8	1	----	----	2201 432
	SY1 except Cv.Cp.	8	1	----	----	2265 955
<u>DUAL EXHAUST</u>						
	Right, w/318 cu. in. Eng.	8	1	----	2203 568	
	Left, w/318 cu. in. Eng.	8	1	----	2203 566	
	Right, w/361 cu. in. Eng., SP2, SD2	8	1	----	2208 434	
	Left, w/361 cu. in. Eng., SP2, SD2	8	1	----	2208 432	
	Right, SP2, SD2, SC2, w/413 cu. in. Eng.	8	1	----	E2404 938	*2265 952
	Left, SP2, SD2, SC1, w/413 cu. in. Eng.	8	1	----	E2404 934	*2265 950
	Right, SC3 Sub.	8	1	----	----	2123 481
	Left, SC3 Sub.	8	1	----	----	2123 479
	Right, SY1 Cv.Cp.	8	1	----	----	1948 166
	Left, SY1 Cv.Cp.	8	1	----	----	2265 975
<u>SINGLE EXHAUST</u>						
11-05-4	PIPE, Exhaust Extension					
	SP2, SD2	8	1	----	2203 563	
	SD3, SC1, SC2, SC3 except Sub.	8	1	----	2123 469	2123 469
	SY1 except Cv.Cp.	8	1	----	----	2265 963
	Intermediate, TY1, except Cv.Cp.	8	1	----	----	*2265 959
<u>DUAL EXHAUST</u>						
	Right, SC3 Sub.	8	1	----	----	2123 492
	Left, SC3 Sub.	8	1	----	----	2123 491
	Right, SY1 Cv.Cp.	8	1	----	----	1948 173
	Left, SY1 Cv.Cp.	8	1	----	----	2265 977
	Right, SP2, SD2, SC2, w/413 cu. in. Eng.	8	1	----	E2404 946	*1948 565
	Left, SP2, SD2, SC2, w/413 cu. in. Eng.	8	1	----	E2404 945	*1948 569
11-05-9	PIPE, Exhaust Crossover, w/413 cu. in. Eng.	8	1	----	E2404 942	
11-05-12	FLANGE, Extension Pipe Ball Joint, Single					
	Exhaust, SD3	8	1	----	1946 639	1946 639
	Dual Exhaust	8	2	----	----	1946 637
11-06-0 EXHAUST PIPE FLANGE GASKET AND STUD						
11-06-2	STUD, Exhaust Manifold Flange, SP2, SD2	8	★	----	1402 981	
11-06-3	NUT, Extension Pipe Ball Joint Flange, SD3	8	★	----	1946 648	1946 648
11-06-8	GASKET, Exhaust Pipe Flange	6	1	2073 792	2073 792	
	Use w/318 cu. in. Eng.	8	★	----	1636 570	
	Use w/361 cu. in. Eng.	8	★	----	1855 029	
	Use w/413 cu. in. Eng.	8	2	----	E2401 577	
	Cover, w/413 cu. in. Eng.	8	2	----	E2401 577	
		8	★	----	----	1855 029
11-06-10	COVER, Exhaust Pipe Flange, w/413 cu. in. Eng.	8	2	----	E2404 941	
11-08-0 EXHAUST PIPE SUPPORT AND CLAMP						
11-08-5	BRACE, Taxi, Police, w/Auto. Trans.	6	1	----	2401 593	
	Taxi, Police, w/Std. Trans.	6	1	----	2203 638	

★ Indicates use as required. Numerals in parentheses () refer to notes. Printed in U.S.A.
 ☐ Indicates parts not listed in any previous parts book. Prices and specifications subject to change without notice.
 March 8, 1963 Supersedes May 1, 1962. Page 11-10 * Indicates change or addition.

CODE	PART NAME AND DESCRIPTION	CYL	PER CAR	VALIANT LANCER	PLYMOUTH DODGE	CHRYSLER IMPERIAL
------	---------------------------	-----	---------	----------------	----------------	-------------------

11-09-0 TAIL PIPE

SINGLE EXHAUST

11-09-3	PIPE, Tail					
	Except Sub.	6	1	2201 436	2203 577	
	Sub.	6	1	2201 437	2203 579	----
	Except Sub., SP2, SD2	8	1	----	2203 588	
	Except Sub., SD3, SC1, SC2	8	1	----	2266 033	2266 033
	Sub., SP2, SD2	8	1	----	2203 583	
	Sub., SD3, SC1	8	1	----	1948 590	1948 590
	Front, SC3 except Sub.	8	1	----	----	*2201 411

DUAL EXHAUST

	Right, except Sub., SP2, SD2	8	1	----	2203 589	
	Left, except Sub., SP2, SD2	8	1	----	2203 588	
	Right, Sub., SC3	8	1	----	2203 584	1948 589
	Left, Sub., SC3	8	1	----	2203 583	1948 588
	Right, SP2, SD2, SC2, w/413 cu. in. Eng.	8	1	----	⊠2405 333	*1948 539
	Left, SP2, SD2, SC2, w/413 cu. in. Eng.	8	1	----	⊠2405 332	*1948 538
	Right, Intermediate, SC3 Sub.	8	1	----	----	1948 536
	Left, Intermediate, SC3 Sub.	8	1	----	----	1948 535
	Right, SY1 Cv.Cp.	8	1	----	----	1948 284
	Left, SY1 Cv.Cp.	8	1	----	----	1948 283
	Right, Intermediate, SY1 Cv.Cp.	8	1	----	----	1948 267
	Left, Intermediate, SY1 Cv.Cp.	8	1	----	----	1948 266

11-10-0 TAIL PIPE SUPPORT

11-10-3 SUPPORT, w/INSULATOR

SINGLE EXHAUST

	Front	6	1	2201 406		
	Rear	6	1	2073 794		
	Front	6	1	----	2203 677	
	Front, SP2, SD2	8	1	----	2203 965	
	Rear, except Sub., SP2, SD2		1	----	2203 909	
	Rear, Sub., SP2, SD2		1	----	2203 915	
	Rear, Sub., SD3, SC1	8	1	----	2208 393	2208 393
	Front, SD3, SC1, SC2, SC3 except Sub.	8	1	----	2123 440	2123 440
	Rear, SD3, SC1, SC2 except Sub.	8	1	----	2208 390	2208 390
	Rear, SC3 except Sub.	8	1	----	----	2208 388
	Front, SY1 except Cv.Cp.	8	1	----	----	2265 985
	Rear, SY1 except Cv.Cp.	8	1	----	----	2265 972

DUAL EXHAUST

	Front, Right, SP2, SD2	8	1	----	2203 966	
	Front, Left, SP2, SD2	8	1	----	2203 965	
	Rear, except Sub., SP2, SD2	8	2	----	2203 909	
	Rear, Sub., Right, SP2, SD2	8	1	----	2203 916	
	Rear, Sub., Left, SP2, SD2	8	1	----	2203 915	
	Front, Right, w/413 cu. in. Eng.	8	1	----	⊠2404 930	
	Front, Left, w/413 cu. in. Eng.	8	1	----	⊠2404 929	
	Rear, w/413 cu. in. Eng.	8	2	----	⊠2401 562	
	Front, SC2	8	2	----	----	2123 440
	Rear, Right, SC2	8	1	----	----	2208 391
	Rear, Left, SC2	8	1	----	----	2208 390
	Front, SC3 Sub.	8	2	----	----	2123 438
	Rear, SC3 Sub., Right	8	1	----	----	2208 394
	Rear, SC3 Sub., Left	8	1	----	----	2208 393
	Front, SY1 Cv.Cp.	8	2	----	----	2123 456
	Rear, SY1 Cv.Cp.	8	2	----	----	2208 396

★ Indicates use as required.

Numerals in parentheses () refer to notes.

Printed in U.S.A.

⊠ Indicates parts not listed in any previous parts book.

Prices and specifications subject to change without notice.

* Indicates change or addition.

March 8, 1963 Supersedes May 1, 1962.

