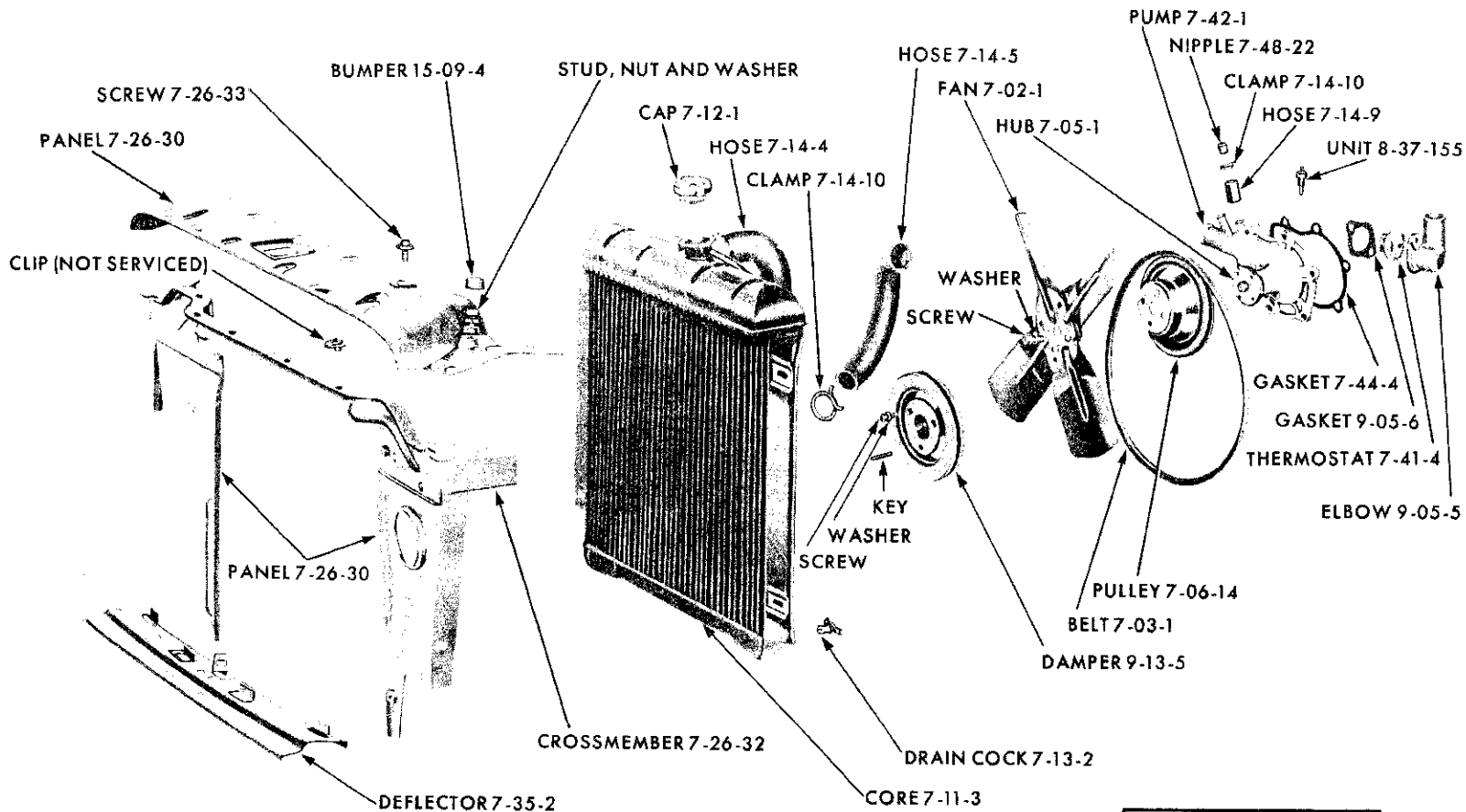


GROUP 7 - COOLING

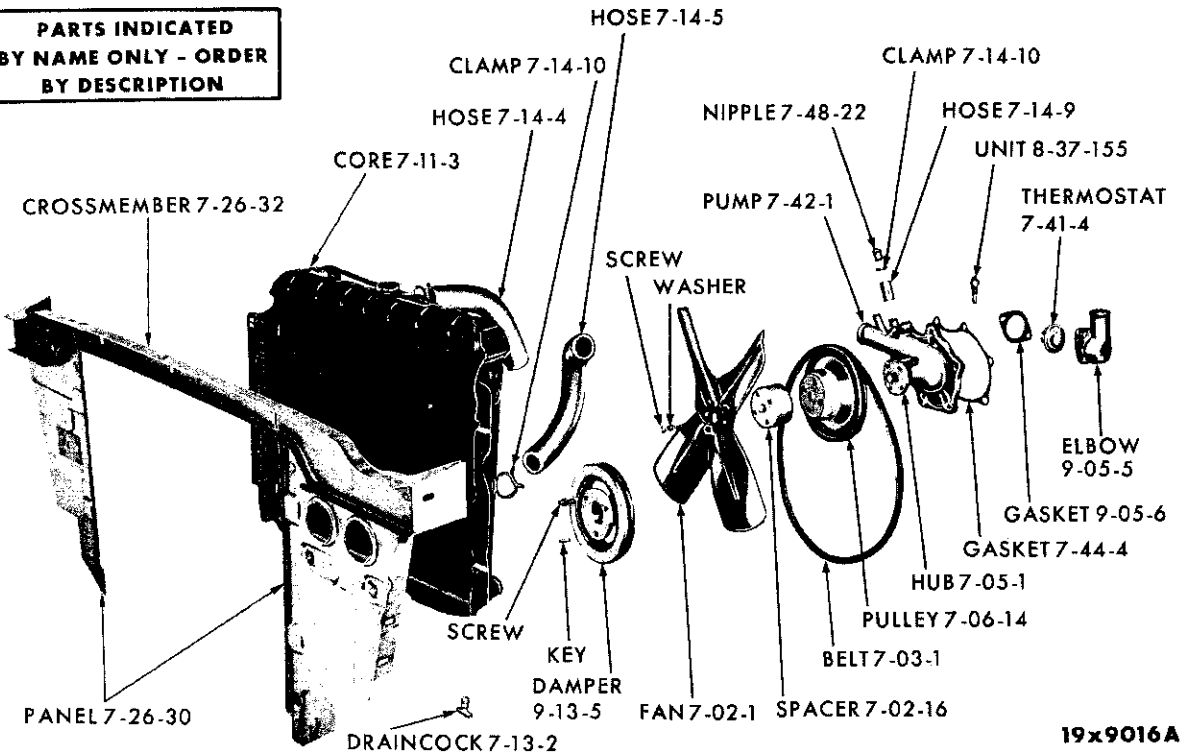


**PARTS INDICATED
BY NAME ONLY - ORDER
BY DESCRIPTION**

19x8844B

COOLING SYSTEM (6 CYLINDER) - VALIANT SV1 AND LANCER SL1

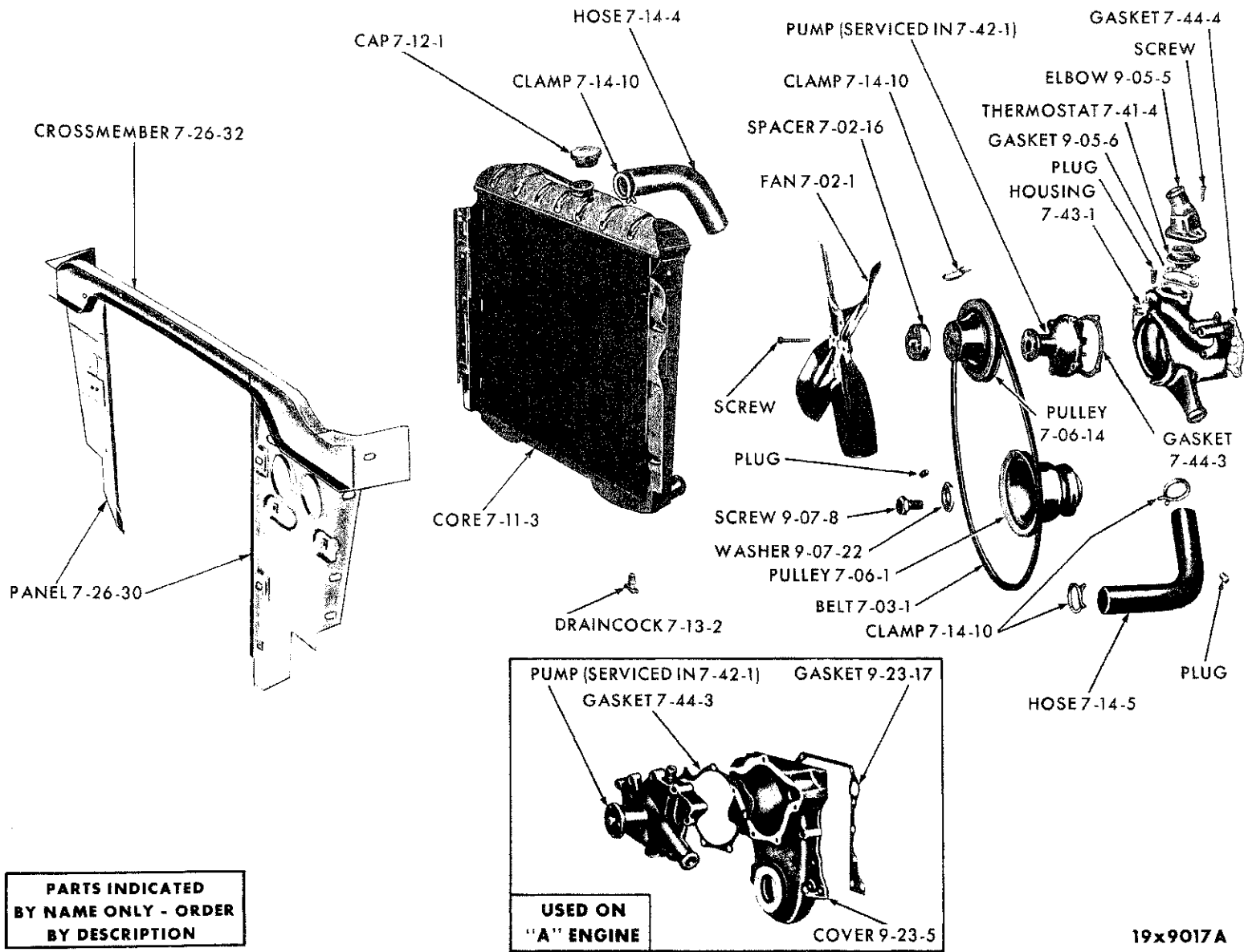
PARTS INDICATED
BY NAME ONLY - ORDER
BY DESCRIPTION



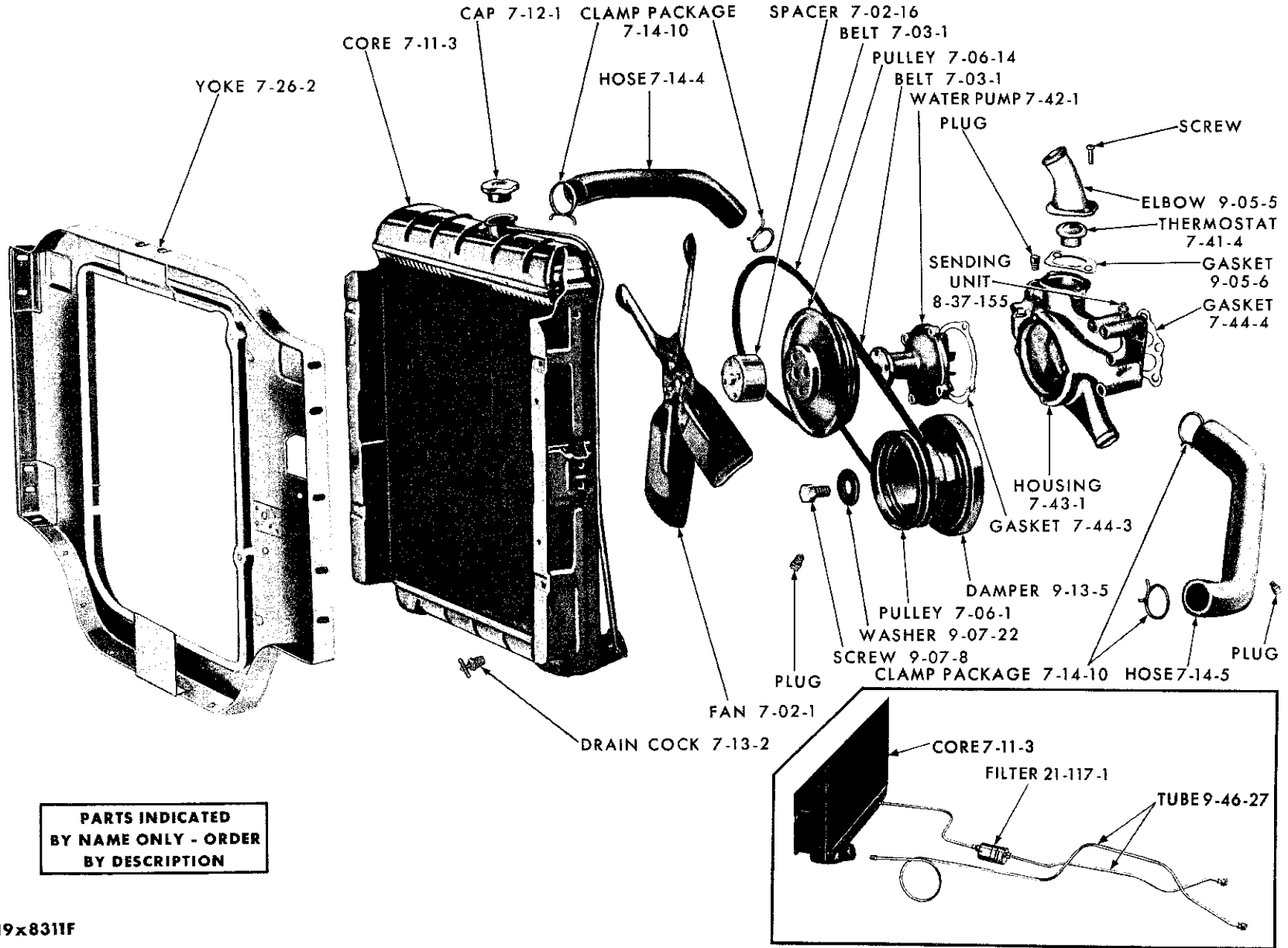
19x9016A

COOLING SYSTEM (6 CYLINDER) - PLYMOUTH SP1-2 AND DART SD1-2

NOTES



COOLING SYSTEM (V8 CYLINDER) - PLYMOUTH SP1-2 AND DART SD1-2



COOLING SYSTEM - CHRYSLER SC1-2-3 AND IMPERIAL SY1

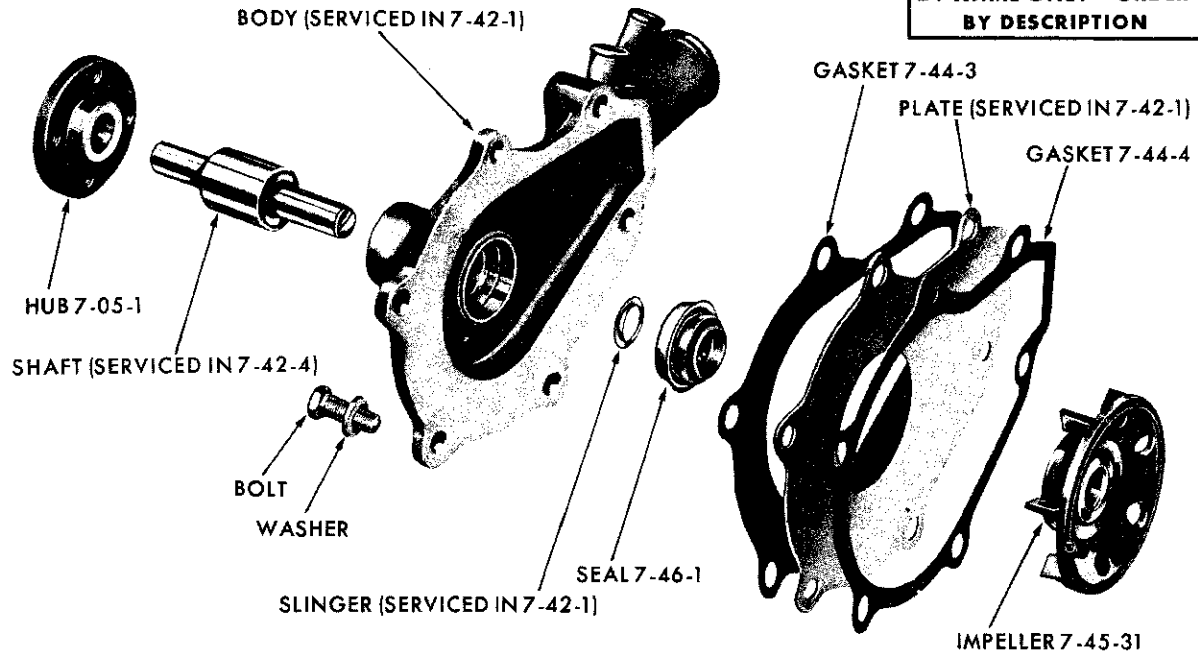
May 1, 1962.

Page 7-1C

Printed in U.S.A.

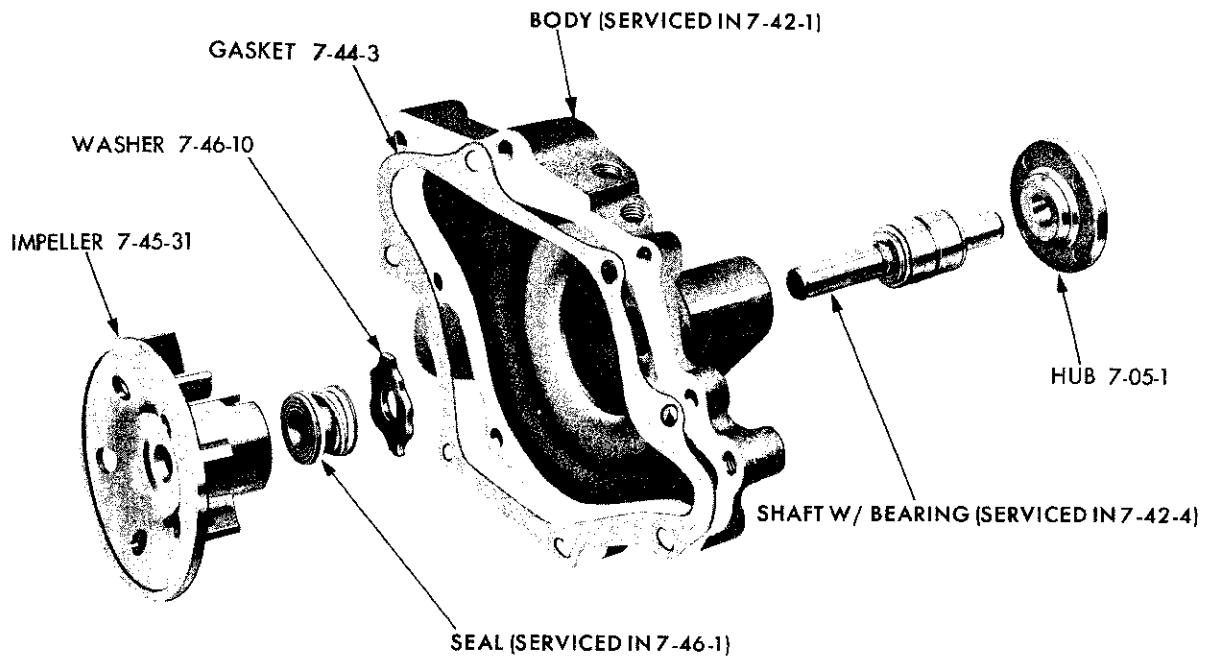
19x8311F

PARTS INDICATED
BY NAME ONLY - ORDER
BY DESCRIPTION



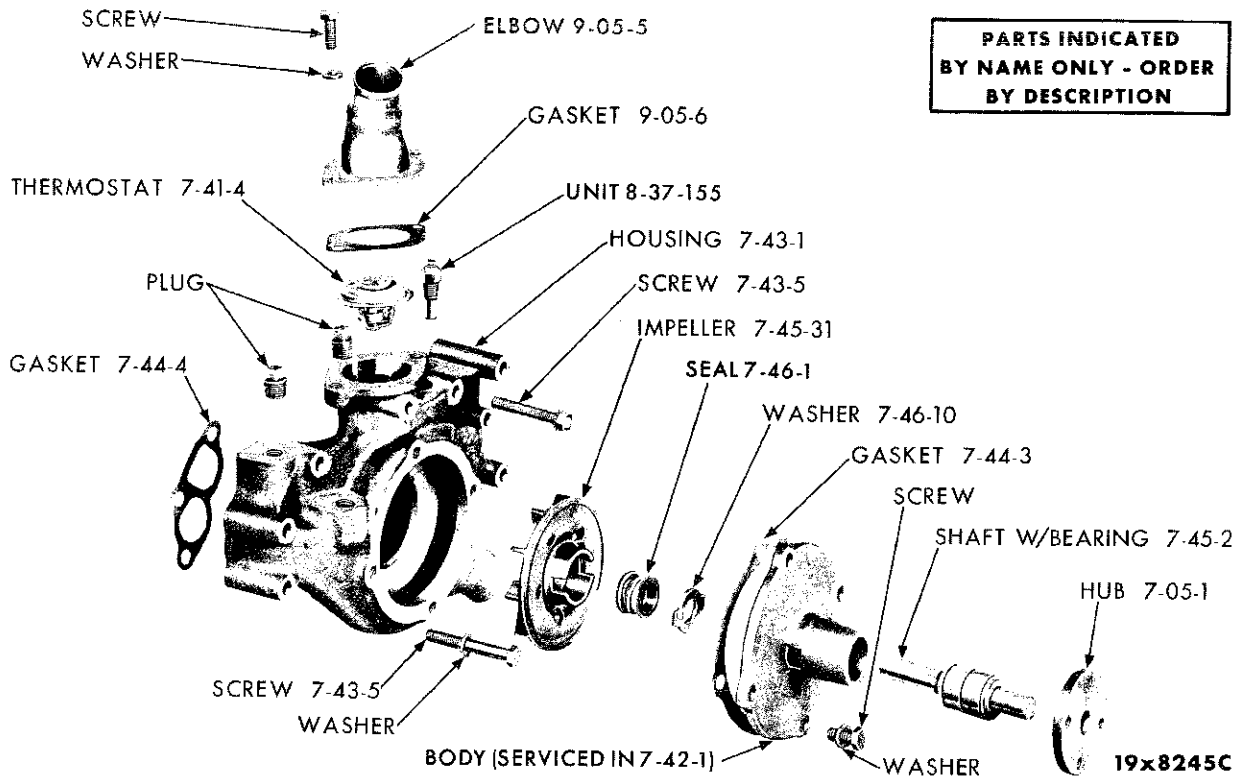
19x8683A

WATER PUMP - 6 CYLINDER



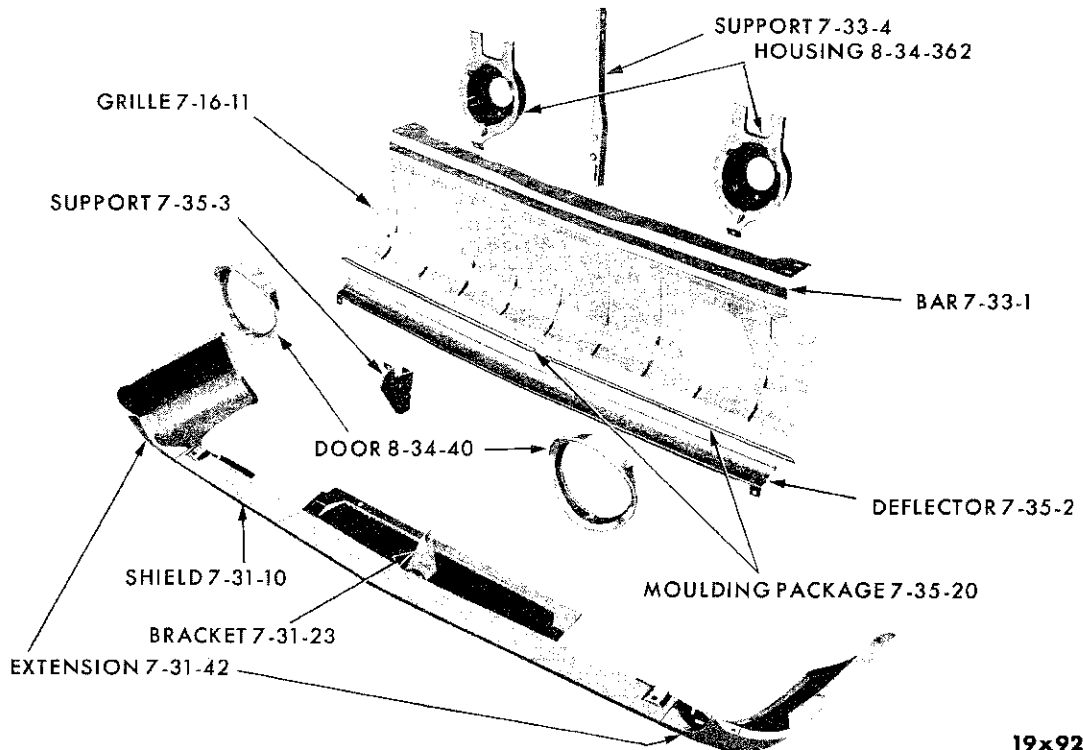
19x6902D

WATER PUMP - USED WITH 318 CU. IN. ENGINE

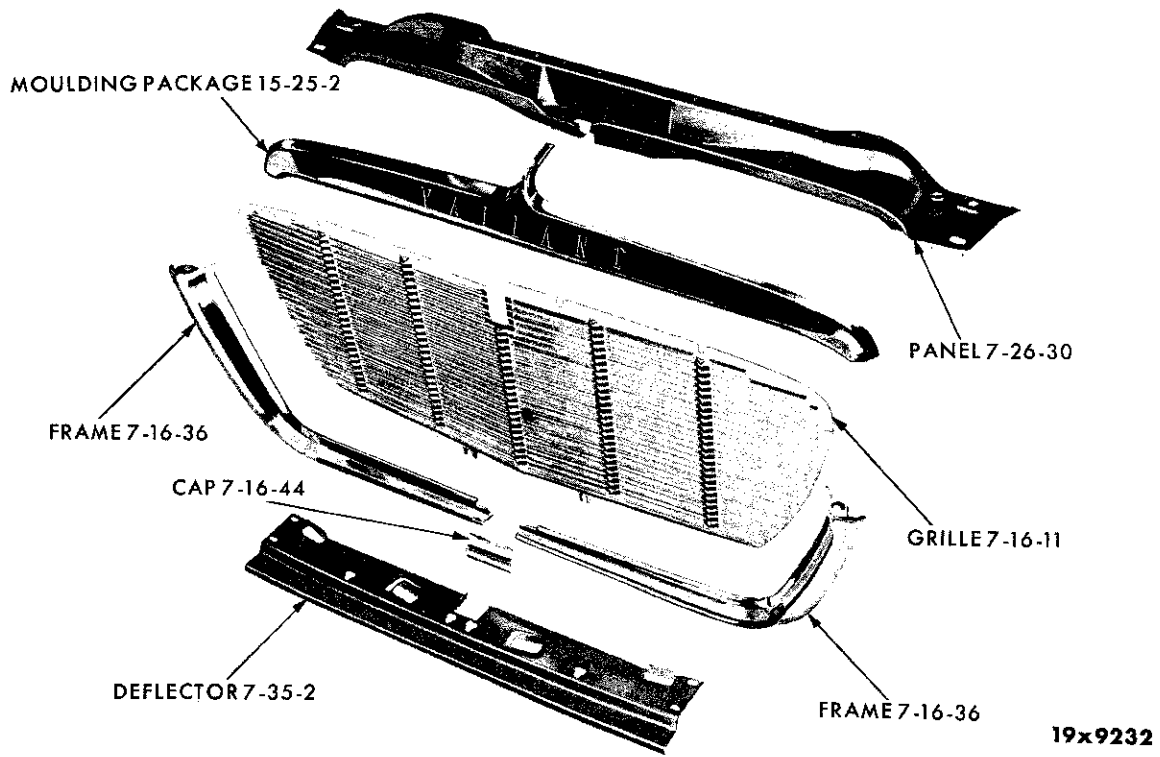


PARTS INDICATED BY NAME ONLY - ORDER BY DESCRIPTION

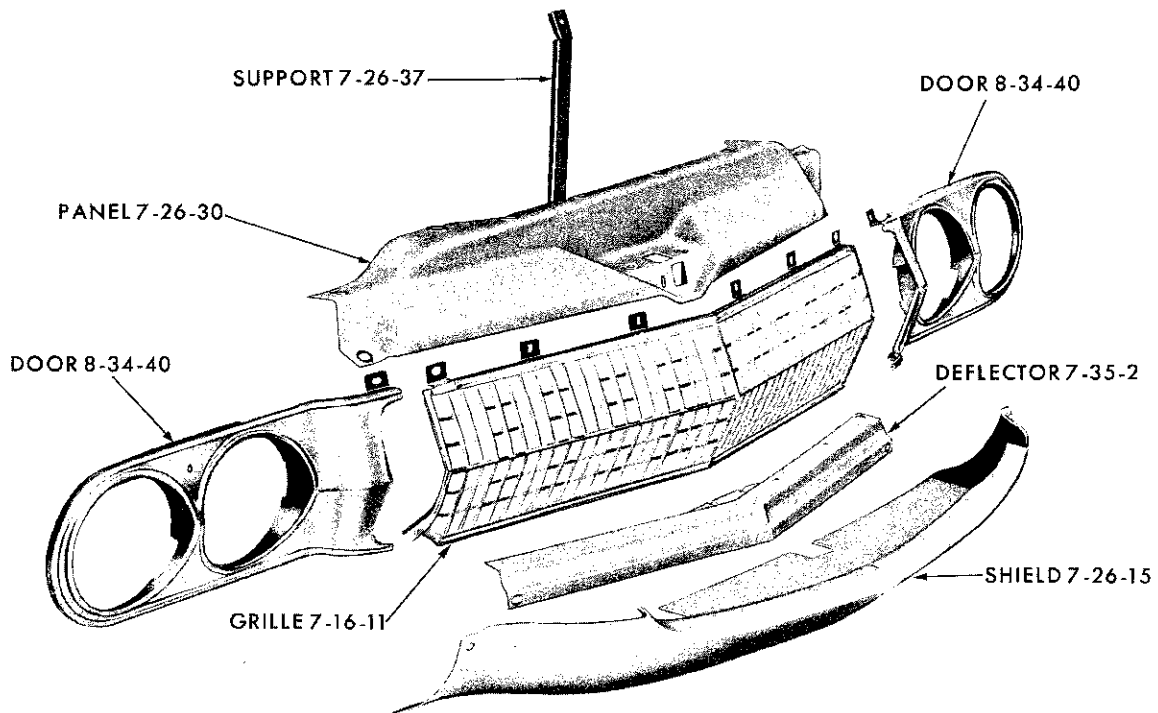
WATER PUMP - USED WITH 361, 383 AND 413 CU. IN. ENGINE



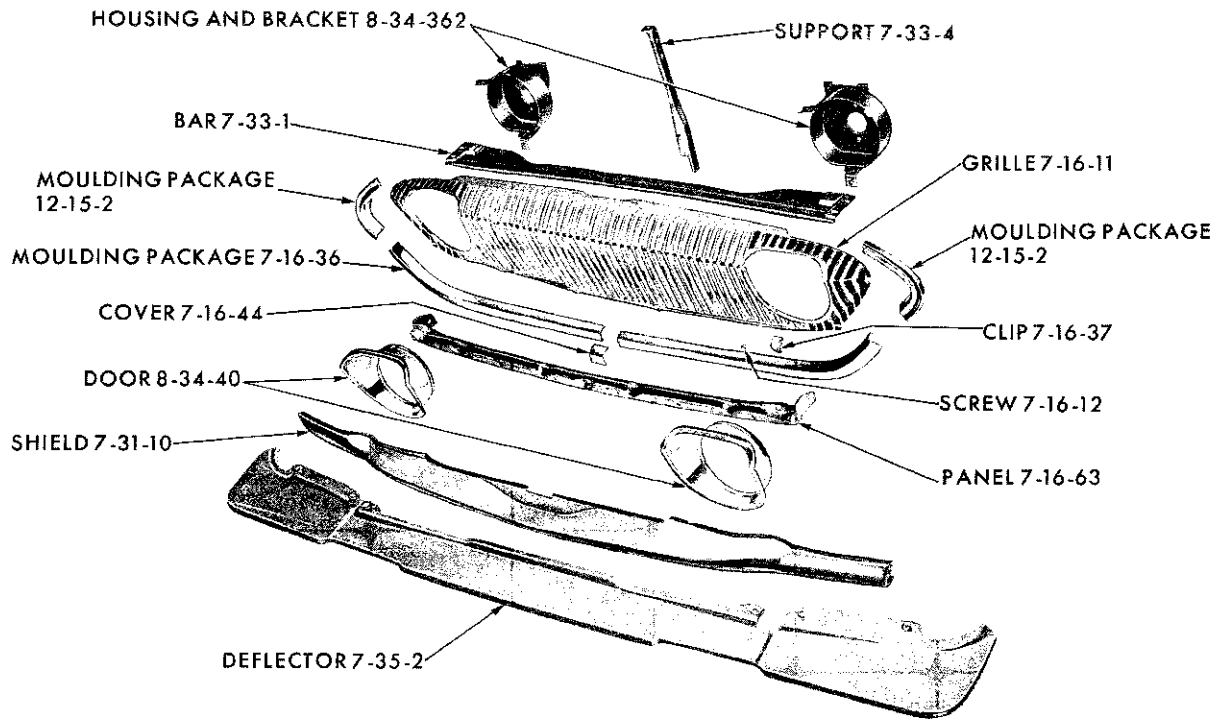
GRILLE - PLYMOUTH SP1-2



GRILLE - VALIANT SV1

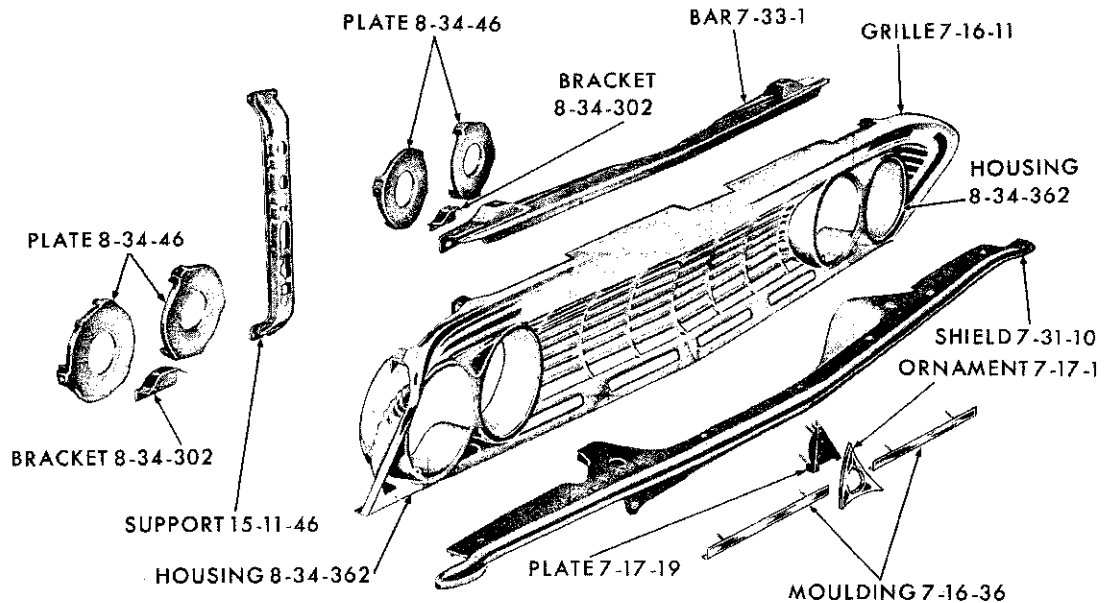


GRILLE - LANCER SL1



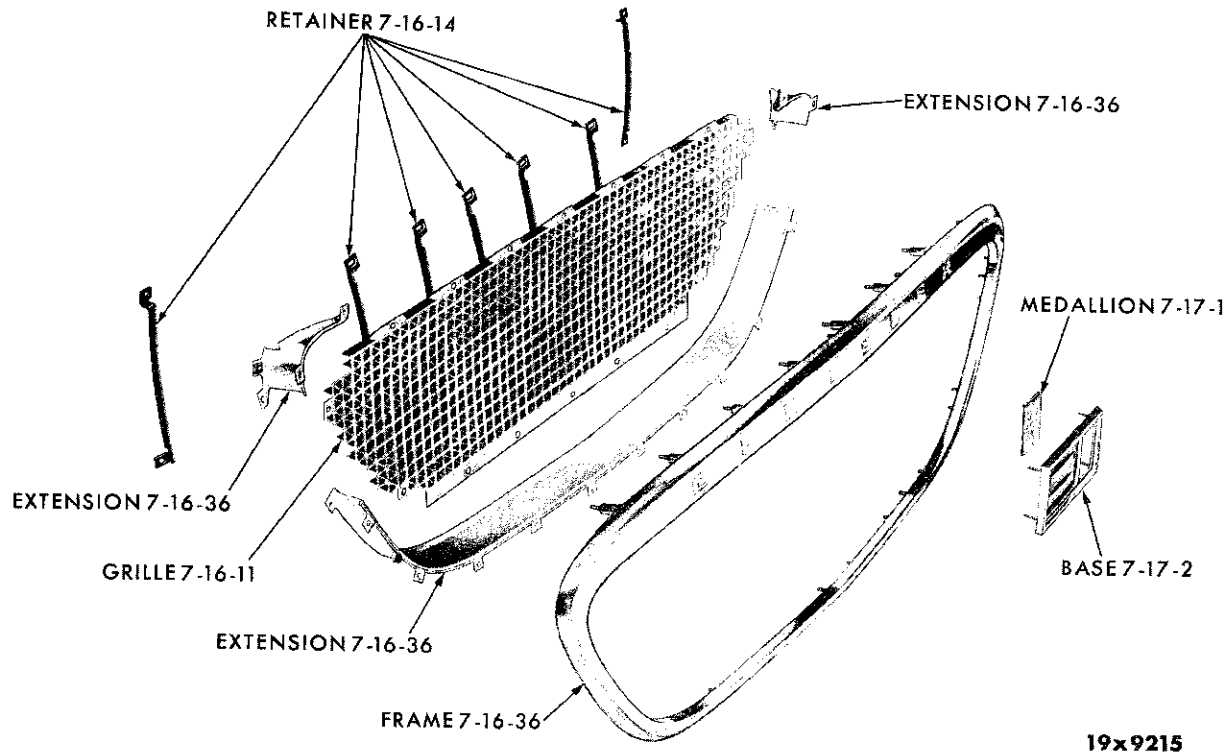
19x9246

GRILLE - DODGE SD1-2

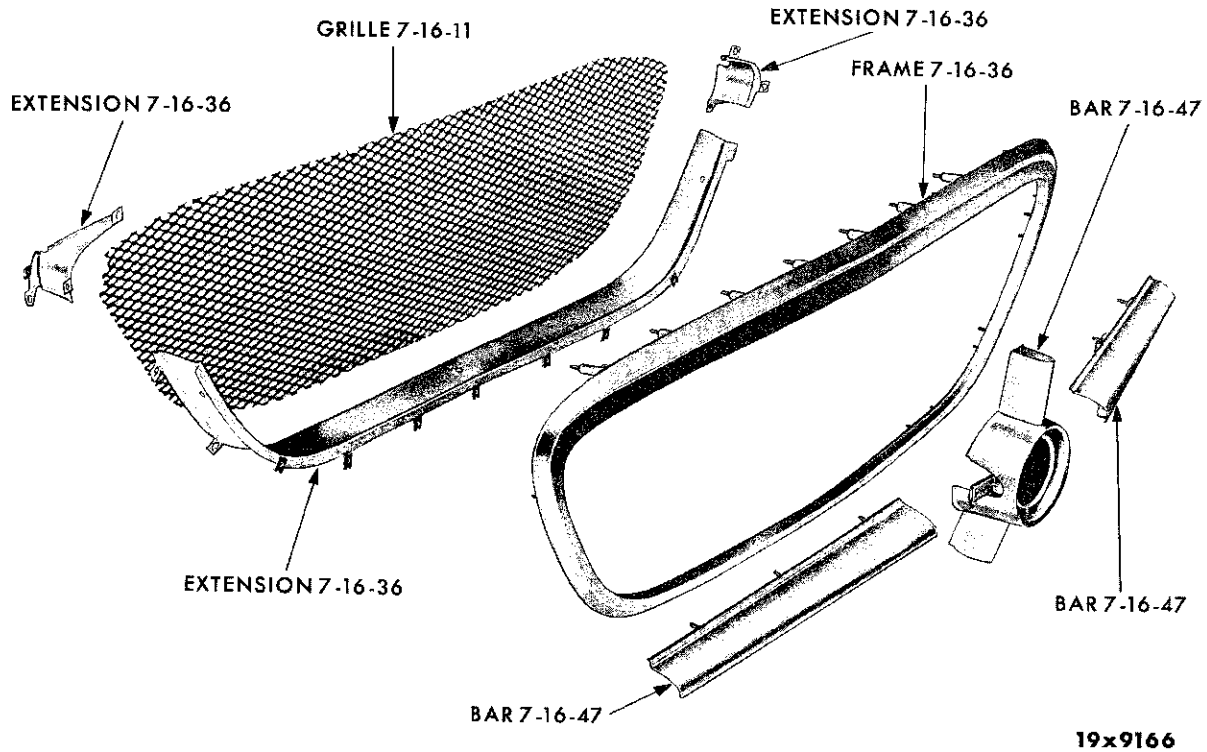


19x9058A

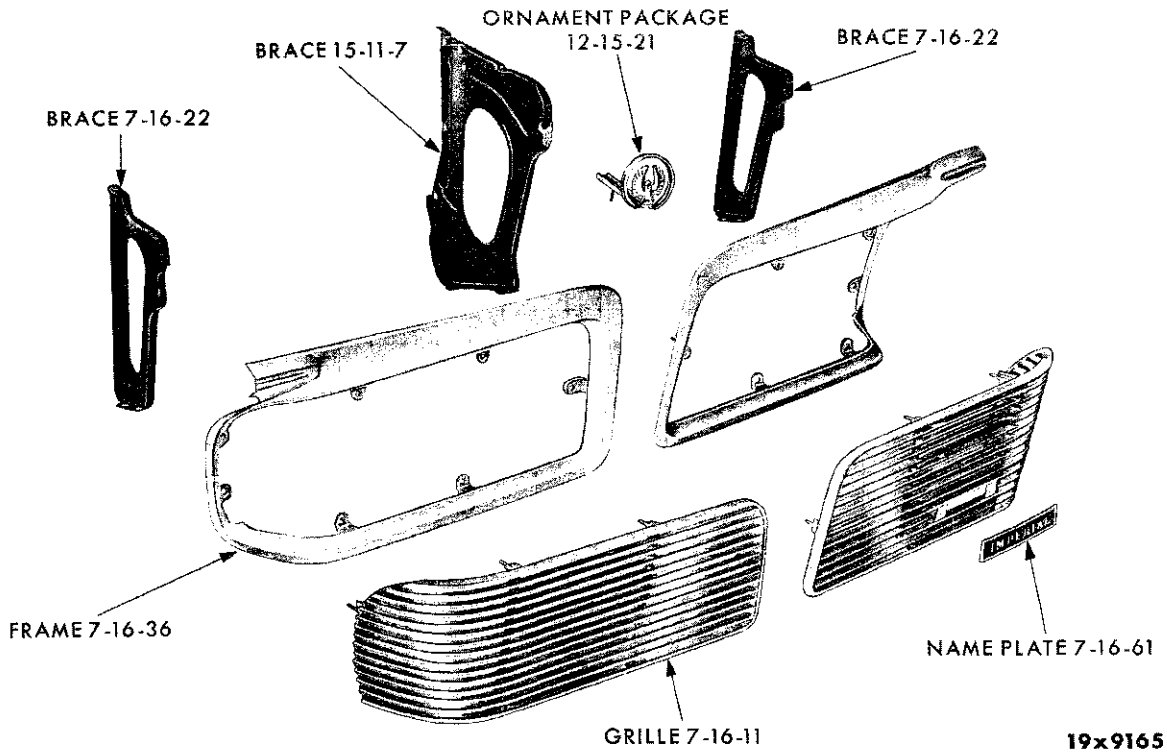
GRILLE - DODGE SD3



GRILLE - CHRYSLER SC1



GRILLE - CHRYSLER SC2-3



GRILLE - IMPERIAL SY1

NOTES

Blank lined area for notes.

Figure 1

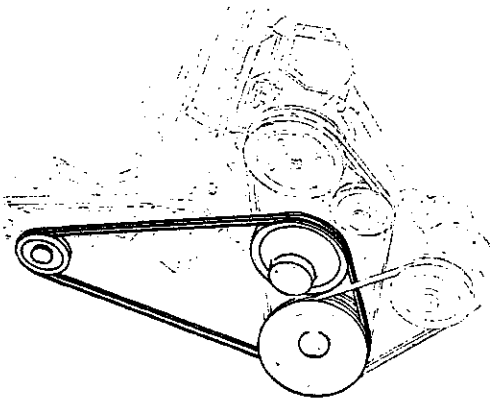


Figure 2




Figure 3




Figure 4

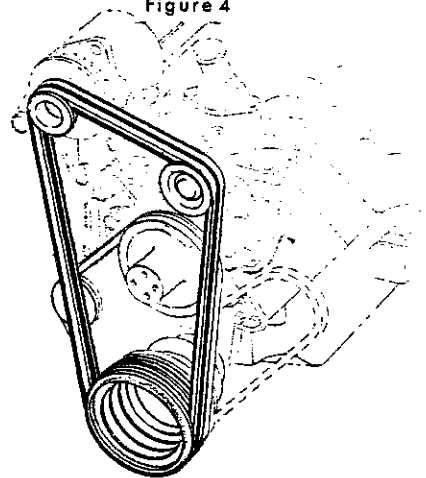


Figure 5

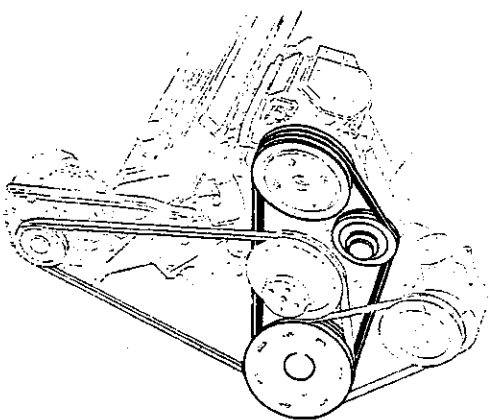
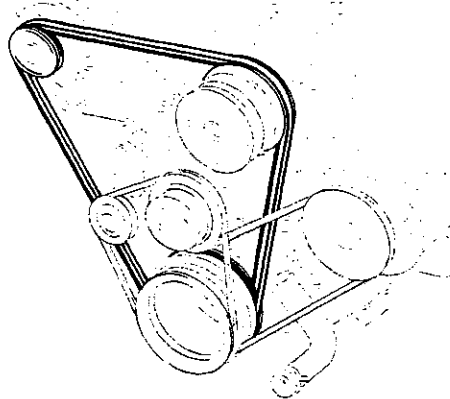


Figure 6



19x9214

FAN BELT CHART

CODE	PART NAME AND DESCRIPTION	CYL.	PER CAR	VALIANT LANCER	PLYMOUTH DODGE	CHRYSLER IMPERIAL
7-03-0 FAN AND RELATED DRIVE BELTS						
7-03-1	BELT					
	ENGINE TO ALTERNATOR TO FAN (see Fig. 1)					
	w/170 cu. in. Engine, Std.	6	1	1673 649		
	w/225 cu. in. Engine, Std.	6	1	1821 138	1821 138	
	Dual Belt, Police and Taxi, w/225 cu. in. Engine	6	1	----	2264 463	
	w/318 cu. in. Engine, Std.	8	1	----	2268 242	
	w/361 and 383 cu. in. Engine	8	1	----	1737 925	1737 925
	w/413 cu. in. Engine	8	1	----	*1324 963	1533 121
	ENGINE TO STEERING PUMP (see Fig. 2)					
	w/170 cu. in. Engine, Std.	6	1	1821 684		
	w/225 cu. in. Engine, Std.	6	1	----	1327 471	
	w/318 cu. in. Engine, w/2196 082 Pump	8	1	----	2121 972	
	w/318 cu. in. Engine, w/2240 620 Pump	8	1	----	1854 895	
	w/361 cu. in. Engine	8	1	----	1827 431	1827 431
	w/383 and 413 cu. in. Engine	8	1	----	----	2129 277
	ENGINE TO FAN (see Fig. 3)					
	w/model G Air Conditioning, Engine to Fan to					
	Strg. Pump	6	1	2202 876		
	w/361, 383 and 413 cu. in. Engine, w/Air					
	Conditioning	8	1	----	1558 058	1558 058
	w/318 cu. in. Engine, Police	8	1	----	1821 684	
	w/361 cu. in. Engine, Police	8	1	----	1327 471	1327 471
	ENGINE TO ALTERNATOR (see Fig. 4)					
	Dual Belt, w/318 cu. in. Engine, Police	8	1	----	1673 650	
	Dual Belt, w/361 and 383 cu. in. Engine, Police .	8	1	----	2121 250	2121 250
	w/Model G Air Conditioning		1	1551 005	1533 532	1533 532
	ENGINE TO COMPRESSOR (see Fig. 5)					
	w/Model G Air Conditioning, w/170 cu. in. Engine .	6	1	*2202 769		
	w/225 and 318 cu. in. Engine, w/Air Conditioning .		1	----	2268 222	
	w/Model G Air Conditioning, w/361, 383 and					
	413 cu. in. Engine	8	1	----	1825 903	1825 903
	ENGINE TO ALTERNATOR TO COMPRESSOR					
	(see Fig. 6)					
	w/361 and 383 cu. in. Engine, w/Air Conditioning	8	1	----	1947 132	1947 132
	w/413 cu. in. Engine, w/Air Conditioning	8	1	----	----	2129 284

NOTES

★ Indicates use as required. Numerals in parentheses () refer to notes. Printed in U.S.A.
 □ Indicates parts not listed in any previous parts book. Prices and specifications subject to change without notice.
 * Indicates change or addition.

CODE	PART NAME AND DESCRIPTION	CYL.	PER CAR	VALIANT LANCER	PLYMOUTH DODGE	CHRYSLER IMPERIAL
7-02-0 FAN ASSEMBLY						
7-02-1	FAN, w/o Air Cond.	6	1	2121 971	1947 907	
	w/Air Cond.	6	1	----	2265 034	
	w/o Air Cond.	8	1	----	2265 034	2265 034
	w/Air Cond.	8	1	----	2120 208	
	w/Air Cond., SP2, SD2, SD3, w/361 cu. in. Engine, SC1, SC2	8	1	----	2121 013	2121 013
	SC3, SY1.	8	1	----	----	2121 014
	w/o Air Cond., Heavy Duty, SC1, SC2, SC3	8	1	----	2120 208	2120 208
	SC2 w/413 cu. in. Engine	8	1	----	----	2121 013
	w/Model G Air Conditioning	6	1	2206 356	1735 941	
	w/Model G Air Conditioning, SP2, SD2, w/361, 383 and 413 cu. in. Engine	8	1	----	1985 513	1985 513
7-02-16	SPACER, w/o Air Cond.	6	1	----	1730 155	
	w/Air Cond.	6	1	2003 059	1825 932	
		8	1	----	2265 036	
	SP2, SD2, SD3, w/361 cu. in. Engine, SC1, SC2	8	1	----	1730 155	1730 155
	SC3, SY1.	8	1	----	----	2120 510
7-03-0 FAN AND RELATED DRIVE BELTS						
NOTE: See illustration in Front of Group 7.						
7-04-0 FAN AND ALTERNATOR IDLER PULLEY						
7-04-1	PULLEY, Alternator Idler, SC1 Police	8	1	----	1859 770	1859 770
	Fan Idler	8	1	----	2240 397	2240 397
7-04-5	BRACKET, Alternator Idler Pulley, SC1 Police, SC2	8	1	----	2264 517	2264 517
	Alternator Idler Pulley Spacer, SP2, SD2	8	1	----	1945 384	
	Fan Idler Pulley	8	1	----	2129 666	
	Fan Idler Pulley, SP2, SD2, SD3, w/361 cu. in. Engine	8	1	----	2129 667	2129 667
7-04-6	SCREW, Alternator Idler Pulley Bracket, SC1, SC2. Adjusting.	8	3	----	6022 258	6022 258
		8	1	----	2206 300	
7-04-10	SPACER, Alternator Idler Pulley Bracket, SC1 Police, SC2	8	1	----	2202 380	2203 195
	Fan Idler Pulley Bracket.	8	1	----	1851 608	1851 608
7-04-13	BRACKET, Idler Pulley Spacer, w/318 cu. in. Engine	8	1	----	*1945 384	
7-04-16	SPACER, Alternator Idler Pulley Bearing, SC1 Police, SC2	8	1	----	2120 520	2120 520
7-05-0 FAN PULLEY HUB						
7-05-1	HUB		1	2129 265	2129 265	2129 265
7-06-0 FAN DRIVE AND DRIVEN PULLEYS						
7-06-1	PULLEY, Power Strg. Pump Drive	6	1	2202 794	2205 518	
	Fan and Alternator Drive, w/Dual Belt.	6	1	2264 449	2264 449	
	Compressor Drive, w/Air Cond.	6	1	2202 794	2202 794	
	Fan and Alternator Drive, w/Std. Trans., w/o Power Strg.	8	1	----	1821 411	
	Fan and Alternator Drive, w/Std. Trans., w/Power Strg.	8	1	----	1855 152	
	Fan and Alternator Drive, w/Auto. Trans., w/o Power Strg., use with Pulley Hub.	8	1	----	2268 257	
	Fan and Alternator Drive, w/Auto. Trans., w/o Power Strg., use with Vibration Damper	8	1	----	1821 411	
	Fan and Alternator Drive, w/Auto. Trans., w/Power Strg., use with Pulley Hub	8	1	----	2268 258	

* Indicates use as required.

Numerals in parentheses () refer to notes.

Printed in U.S.A.

⊠ Indicates parts not listed in any previous parts book.

Prices and specifications subject to change without notice.

* Indicates change or addition

1962 PASSENGER CAR PARTS CATALOG

COOLING

CODE	PART NAME AND DESCRIPTION	CYL.	PER CAR	VALIANT LANCER	PLYMOUTH DODGE	CHRYSLER IMPERIAL
7-06-0 FAN DRIVE AND DRIVEN PULLEYS - Cont'd						
7-06-1	PULLEY - Cont'd					
	Fan and Alternator Drive, w/Auto. Trans., w/Power Strg., use with Vibration Damper . . .	8	1	----	1855 152	
	Fan and Alternator and Compressor Drive, w/Air Conditioning, use with Pulley Hub . . .	8	1	----	2264 379	
	Fan and Alternator Drive, w/Air Conditioning, use with Vibration Damper .	8	1	----	*2402 730	
	Fan and Alternator Drive, w/Dual Belt	8	1	----	1859 580	
	Fan and Alternator Drive, w/o Power Strg., SP2, SD2, SD3, w/361 cu. in. Engine, SC1, SC2 .	8	1	----	1821 449	1821 449
	Fan and Alternator Drive, w/Power Strg., SP2, SD2, SD3, w/361 cu. in. Engine, SC1, SC2, SC3 SY1	8	1	----	1826 053	1826 053
	Fan and Alternator Drive, w/Dual Belt, SP2, SD2, SD3, w/361 cu. in. Engine, SC1, SC2 . . .	8	1	----	1859 252	1859 252
	Fan and Alternator Drive, w/Air Cond., SP2, SD2, w/361 cu. in. Engine, SC1, SC2	8	1	----	1859 252	1859 252
	Fan and Alternator Drive, w/Air Cond., SC2-300H, w/413 cu. in. Engine, SC3, SY1 . . .	8	1	----	----	*2128 545
	Fan and Compressor Drive, w/Model G Air Conditioning, SP2, SD2, w/361 cu. in. Engine . .	8	1	----	1999 181	1999 181
	Fan and Alternator Drive, w/413 cu. in. Engine	8	1	----	2402 294	
7-06-3	HUB, Drive Pulley, w/Air Cond.	8	1	----	1733 805	
	w/Dual Belt	8	1	----	1733 805	
7-06-14	PULLEY, Fan Driven	6	1	2202 666	2202 666	
	w/Dual Belt	6	1	2264 450	2264 450	
	w/ or w/o Air Conditioning	8	1	----	1852 582	
	w/o Air Cond. SP2, SD2, SD3, w/361 cu. in. Engine	8	1	----	1821 452	1821 452
	w/Air Cond. SP2, SD2, SD3, w/361 cu. in. Engine	8	1	----	2121 016	2121 016
	w/Dual Belt, SP2, SD2, w/361 cu. in. Engine, SC1 Police	8	1	----	1851 248	1851 248
	w/Model G. Air Conditioning, SP2, SD2, w/361 cu. in. Engine	8	1	----	1999 180	1999 180
7-07-0 FAN FLUID DRIVE UNIT						
7-07-1	UNIT, Fan Fluid Drive, SP2, SD2, w/361 cu. in. Engine, SC1, SC2, w/Air Cond.	8	1	----	2268 903	*2421 130
	SD3	8	1	----	2421 130	
	SC2 w/413 cu. in. Engine, w/o Air Cond.	8	1	----	----	*2421 131
	SC2 w/413 cu. in. Engine, SC3, SY1, w/Air Cond. .	8	1	----	----	*2421 131
7-08-0 RADIATOR CORE FAN SHROUD						
7-08-2	SHROUD, Fan, w/Air Conditioning	6	2	----	1686 463	
	w/Air Cond., Upper, SC1, SC2		1	1999 171	1902 720	1902 720
	Lower, SC1, SC2		1	1999 172	1903 600	1903 600
	Upper, SC3, SY1	8	1	----	----	1686 412
	Lower, SC3, SY1	8	1	----	----	1686 414
	Upper, SP2, SD2, w/361 cu. in. Engine	8	1	----	2099 863	
	Lower, SP2, SD2, w/361 cu. in. Engine	8	1	----	2099 866	
7-08-7	BUMPER, Fan Shroud, SC3, SY1	8	4	----	----	1624 506
7-08-9	FILLER, Fan Shroud to Core, w/Air Cond., Upper .	6	2	----	2099 962	
	Lower	6	1	----	2099 963	
7-08-13	BRACKET, Fan Shroud, Right	6	1	----	2099 944	
	Left	6	1	----	2099 945	
		8	4	----	2099 555	

★ Indicates use as required.

Numerals in parentheses () refer to notes.

Printed in U.S.A.

Ⓜ Indicates parts not listed in any previous parts book.

Prices and specifications subject to change without notice.

March 8, 1963 Supersedes May 1, 1962.

* Indicates change or addition.

CODE	PART NAME AND DESCRIPTION	CYL.	PER CAR	VALIANT LANCER	PLYMOUTH DODGE	CHRYSLER IMPERIAL
7-08-0 RADIATOR CORE FAN SHROUD - Cont'd						
7-08-13	BRACKET - Cont'd					
	Right, SC3, SY1	8	1	-----	-----	1686 451
	Left, SC3, SY1	8	1	-----	-----	1686 453
7-08-15	SCREW	6	4	-----	6022 201	
	SC3, SY1	8	★	-----	6023 092	
	STUD, SC1, SC2	8	2	-----	*1641 903	6022 506 *1641 903
7-08-16	NUT	6	2	1740 550	6000 124	
		8	4	-----	6000 124	
	SC3, SY1	8	4	-----	-----	6010 006

CODE	PART NAME AND DESCRIPTION	CYL.	PER CAR	STANDARD	HIGH ALTITUDE	W/AIR COND.
7-11-0 RADIATOR CORE						
7-11-3	CORE, SV1, SL1	6	1	*2099 880		
	SV1, SL1, w/225 cu. in. Engine	6	1	2099 878		
	SV1, SL1	6	1	-----	2099 878	
	SP1, SD1	6	1	2099 889	2099 889	2099 916
	SP2, SD2	8	1	2099 896	2099 894	2099 894
	SP2, SD2, w/361 cu. in. Engine	8	1	2099 899	2099 899	2099 899
	SD3, SC1, SC2	8	1	2099 901	2099 902	2099 903
	SC2 w/413 cu. in. Engine	8	1	2099 905	-----	2099 917
	SC3, SY1	8	1	2099 908	2099 907	2099 907

CODE	PART NAME AND DESCRIPTION	CYL.	PER CAR	VALIANT LANCER	PLYMOUTH DODGE	CHRYSLER IMPERIAL
7-11-4	SCREW, to Yoke		4	6022 332	6022 308	6022 308

7-12-0 RADIATOR FILLER CAP						
7-12-1	CAP		1	1686 107	1686 107	1686 107

7-13-0 RADIATOR DRAIN COCK						
7-13-2	DRAIN COCK, SC1, SC2		1	1686 198	1686 198	1686 198
	SC3, SY1	8	1	-----	-----	103 647

7-14-0 RADIATOR HOSE						
7-14-4	HOSE, Inlet, Upper, w/o Power Strg.	8	1	1881 804		
	w/Power Strg.	6	1	1881 805		
	w/225 cu. in. Engine	6	1	1881 812		
	SP1, SD1, Taxi	6	1	-----	1881 805	
	SP1, SD1, except Taxi	6	1	-----	1881 804	
	w/or w/o Air Cond., SP2, SD2	8	1	-----	1881 806	
	w/o Air Cond., SP2, SD2, w/361 cu. in. Engine	8	1	-----	1881 806	
	w/o Air Conditioning, SD3	8	1	-----	1881 804	1881 804
	w/Air Cond., SP2, SD2, SD3, w/361 cu. in. Engine	8	1	-----	1881 806	1881 806
	w/Model G Air Conditioning, SP2, SD2, w/361 cu. in. Engine		1	1881 805	1881 805	1881 805
	w/L-N Alternator, SC1, SC2	8	1	-----	-----	2268 986
7-14-5	HOSE, Outlet, Lower	6	1	2268 614		
		6	1	-----	2268 598	
		8	1	-----	1881 805	
	SP2, SD2, SD3, w/361 cu. in. Engine, SC1, SC2	8	1	-----	2196 934	2196 934
	SC3, SY1	8	1	-----	-----	1881 810
7-14-9	HOSE, Water Pump By-Pass, 50 foot roll	6	★	1315 466	1315 466	
		8	1	-----	1730 366	

★ Indicates use as required. Numerals in parentheses () refer to notes. Printed in U.S.A.
 ☐ Indicates parts not listed in any previous parts book. Prices and specifications subject to change without notice.
 * Indicates change or addition. Page 7-13 March 8, 1963 Supersedes May 1, 1962.

1962 PASSENGER CAR PARTS CATALOG

COOLING

CODE	PART NAME AND DESCRIPTION	CY L.	PER CAR	VALIANT LANCER	PLYMOUTH DODGE	CHRYSLER IMPERIAL
7-14-O RADIATOR HOSE - Cont'd						
7-14-10	CLAMP PACKAGE, Radiator Hose, Small, 3/4" to 1 1/4"		★	1450 499	1450 499	1450 499
	Large, 1 1/2" to 2 3/4"		★	1450 500	1450 500	1450 500
7-14-31	HOSE, Radiator Overflow (sold by the inch)		★	*1904 950	*1904 950	*1904 950
7-16-O RADIATOR GRILLE						
7-16-11	GRILLE, SV1-L, SV1-H	6	1	2242 165		
	SV1-P	6	1	2276 586		
	SL1-L, SL1-H	6	1	2242 153		
	SL1-P	6	1	2099 987		
	SP1-L, SP1-M, SP1-H, SP2-L, SP2-M, SP2-H		1	----	2099 331	
	SP2-P	8	1	----	2276 645	
	SD1-L, SD1-M, SD1-H, SD2-L, SD2-M, SD2-H		1	----	2099 478	
	SD2-P	8	1	----	2276 548	
	SD3	8	1	----	2417 180	
	SC1	8	1	----	----	2099 657
	SC2, SC3	8	1	----	----	2099 672
	Right, SY1	8	1	----	----	2099 630
	Left, SY1	8	1	----	----	2099 631
7-16-12	SCREW, to Yoke, SL1	6	★	6022 951		
	To Stone Deflector Support, SP1, SP2		1	----	6022 506	
	Grille Panel to Fender, SD1, SD2		4	----	6022 506	
	Grille Attaching, SD1, SD2		★	----	6022 951	6025 085
	Center Panel to Fender, SC1, SC2, SC3	8	4	----	----	6022 802
	Grille Brace to Dust Shield, SY1	8	4	----	----	6022 506
	To Center Panel, SY1	8	2	----	----	6022 506
7-16-14	RETAINER, Right, SC1	8	1	----	----	2099 842
	Left, SC1	8	1	----	----	2099 843
	Center, SC1	8	5	----	----	2099 844
7-16-19	SPACER, Grille Moulding, SD3	8	6	----	2417 194	
7-16-22	BRACE, SY1	8	2	----	----	1904 131
7-16-36	GRILLE FRAME and MOULDINGS					
	NOTE: See Exterior Moulding Illustrations in Front of Group 23 Body.					
7-16-37	CLIP, Grille Panel Moulding, SD1, SD2	8	8	----	6001 227	
	Grille Moulding, SD3	8	6	----	6001 104	
7-16-38	NUT, Grille Lower Panel Moulding, SY1	8	11	----	----	6022 162
7-16-44	GRILLE MOULDING CAP or COVER					
	NOTE: See Exterior Moulding Illustrations in Front of Group 23 Body.					
7-16-47	BAR, Horizontal, Right, SC2, SC3	8	1	----	----	2099 808
	Left, SC2, SC3	8	1	----	----	2099 809
	Vertical, Center, SC2, SC3	8	1	----	----	2099 824
	Vertical, Center, w/MEDALLION, SC2	8	1	----	----	2099 660
	Vertical, Center, w/MEDALLION, SC3	8	1	----	----	2099 726
7-16-54	WASHER, Frame to Horizontal Bar, SC2, SC3	8	2	----	----	6006 480
	Grille to Headlamp Plate, SD3	8	4	----	617 115	
7-16-61	RADIATOR GRILLE NAME PLATE					
	NOTE: See Exterior Moulding Illustrations in Front of Group 23 Body.					

★ Indicates use as required.

Numerals in parentheses () refer to notes.

Printed in U.S.A.

⊠ Indicates parts not listed in any previous parts book.

Prices and specifications subject to change without notice.

March 8, 1963 Supersedes May 1, 1962.

* Indicates change or addition.

CODE	PART NAME AND DESCRIPTION	CYL.	PER CAR	VALIANT LANCER	PLYMOUTH DODGE	CHRYSLER IMPERIAL
7-16-O RADIATOR GRILLE - Cont'd						
7-16-63	PANEL, w/End PLATE, SD1, SD2		1	----	2099 741	
	Center, SC1, SC2, SC3	8	1	----	----	1904 385
	Center, SY1	8	1	----	----	2099 859
	Lower, SY1	8	1	----	----	2099 800
7-16-73	NUT, to Stone Deflector, SL1	6	4	6022 894		
7-17-O RADIATOR GRILLE MEDALLION OR ORNAMENT						
NOTE: See Exterior Moulding Illustrations in Front of Group 23 Body.						
7-17-2	BASE, Medallion, SC1	8	1	----	----	2099 708
7-17-15	SCREW, Mounting Plate to Grille, SD3	8	3	----	6023 641	
7-17-19	PLATE, Radiator Grille Ornament Mounting, SD3	8	1	----	2417 188	
7-17-21	SPACER, Mounting Plate to Grille, Upper, SD3	8	1	----	2417 194	
	Lower, SD3	8	1	----	2417 195	
7-26-O RADIATOR YOKE						
7-26-2	YOKE, SD3, SC1, SC2	8	1	----	1904 291	1904 291
	SC3, SY1	8	1	----	----	1904 392
7-26-5	SCREW, to Side Shield, SP1, SP2, SD1, SD2	8	★	----	6022 530	
	SC1, SC2, SC3	8	★	----	----	6022 362
	SD3, SY1	8	★	----	6022 562	6022 562
	To Vacuum Tank, SC1, SC2, SC3	8	2	----	----	1902 716
	STUD, to Frame, SD3	8	2	----	1863 760	1863 760
	To Shear Panel, SY1	8	4	----	----	6022 854
7-26-8	WASHER, to Frame, SD3	8	2	----	6022 193	6022 193
7-26-15	SHIELD, Air, Right, SV1	6	1	2242 332		
	Left, SV1	6	1	2242 333		
	Center, SV1	6	1	2242 334		
	SHIELD, w/EXTENSION, SL1	6	1	2195 949		
	SHIELD, SC3, SY1	8	1	----	----	1903 457
7-26-17	CLIP, Air Shield, SC3, SY1	8	4	----	----	6010 060
7-26-18	SHIM, to Frame, SD3	8	★	----	1902 763	1902 763
7-26-29	NUT, Air Shield to Crossmember, SL1	6	3	6023 159		
7-26-30	PANEL, Upper, SL1	6	1	2099 779		
	Upper, SV1	6	1	2242 335		
	Side, Right	1		2082 064	2099 334	
	Side, Left	1		2082 065	2099 335	
7-26-32	CROSSMEMBER, Side Panel		1	2259 265	2099 339	
NOTE: For Lower Crossmember See Part Type Code 23-32-17						
7-26-33	SCREW, Crossmember to Support, SV1	6	1	6022 802		
	Upper Panel to Crossmember Support, SL1	6	1	6022 802		
	To Fender Reinforcement	6	2	6022 530		
	Air Shield to Deflector, SV1	6	4	6022 530		
7-26-34	SCREW, Air Shield to Crossmember Support, SL1	6	1	6022 779		
	Air Shield to Crossmember, SL1	6	3	2082 867		
	SV1	6	7	6022 530		
	Air Shield Center to Outer Panel, SV1	6	2	6022 506		
7-26-36	EXTENSION, Upper Support, SV1	6	1	2242 208		
7-26-37	BRACKET, Upper Crossmember to Side Shield, Right		1	1904 932	2099 598	
	Left		1	1904 933	2099 599	
	SUPPORT, Upper Panel to Crossmember, SL1	6	1	2195 098		

★ Indicates use as required. Numerals in parentheses () refer to notes. Printed in U.S.A.
 □ Indicates parts not listed in any previous parts book. Prices and specifications subject to change without notice.
 * Indicates change or addition. Page 7-15 March 8, 1963 Supersedes May 1, 1962.

1962 PASSENGER CAR PARTS CATALOG

COOLING

CODE	PART NAME AND DESCRIPTION	C Y L.	PER CAR	VALIANT LANCER	PLYMOUTH DODGE	CHRYSLER IMPERIAL
7-31-O RADIATOR DUST SHIELD						
7-31-2	SEAL, Dust Shield to Bumper, SC1, SC2, SC3 . . .	8	1	----	----	1904 938
7-31-10	SHIELD, Dust, SP1, SP2		1	----	2099 352	
	SD1, SD2		1	----	*2099 496	
	SD3	8	1	----	*1904 092	
	SC1, SC2	8	1	----	----	1904 463
	SC3	8	1	----	----	1904 397
	SY1	8	1	----	----	2099 639
7-31-14	NUT, SD1, SD2		★	----	6010 006	
7-31-15	SCREW, Dust Shield to Headlamp Brace, SP1, SP2		★	----	6022 506	
	Dust Shield to Frame, SD1, SD2		★	----	6022 506	
	Dust Shield to Fender, SD1, SD2		★	----	6022 506	
	Dust Shield to Headlamp Plate, SD3	8	★	----	*6022 802	
	Dust Shield to Grille, SD3	8	★	----	*6022 506	
	Dust Shield to Lock Support, SC1, SC2	8	★	----	----	6022 802
	Dust Shield to Lock Support, SD3, SC3	8	★	----	*6022 506	*6022 506
	Dust Shield to Headlamp Base, SC1, SC2, SC3	8	★	----	----	6022 802
	Dust Shield to Fender SD3, SC1, SC2, SC3	8	★	----	*6022 802	*6022 802
	Dust Shield to Radiator Yoke, SD3	8	★	----	*6022 506	*6022 506
7-31-23	BRACKET, Dust Shield, SP1, SP2		1	----	2099 343	
7-31-26	CLIP, Dust Shield to Seal, SC1, SC2, SC3	8	11	----	----	6000 070
7-31-28	BRACE, Dust Shield to Headlamp Plate, SP1, SP2		2	----	2099 957	
7-31-42	EXTENSION, Dust Shield, Right, SP1, SP2		1	----	2099 354	
	Left, SP1, SP2		1	----	2099 355	
7-31-45	SHIM, Radiator Yoke to Fender Side Shield	8	★	----	----	1903 036
7-33-O RADIATOR CROSS BAR						
7-33-1	BAR, Cross, SP1, SP2		1	----	2099 341	
	SD1, SD2		1	----	2099 582	
	SD3	8	1	----	*1904 085	
	SC1, SC2, SC3	8	1	----	----	1904 389
	SY1	8	1	----	----	1904 146
7-33-4	SUPPORT, to Frame		1	----	2099 781	
7-33-12	SCREW, Cross Bar, SP1, SP2, SD1, SD2		★	----	*6022 506	*6022 506
	SD3	8	★	----	*6022 802	*6022 802
	Cross Bar Brace to Headlamp Plate, SP1, SP2		2	----	*6022 325	
7-35-O RADIATOR STONE DEFLECTOR						
7-35-2	DEFLECTOR, Center, SV1	6	1	2099 775		
	Outer, Right, SV1	6	1	2099 758		
	Outer, Left, SV1	6	1	2099 759		
	DEFLECTOR, SL1	6	1	2195 611		
	SP1, SP2		1	----	2099 367	
	SD1, SD2		1	----	2099 503	
7-35-3	SUPPORT, to Cross Bar, SP1, SP2		1	----	2099 347	
7-35-12	SCREW, to Crossmember Support	6	1	6022 779		
	To Radiator Grille, SL1	6	4	6022 951		
	To Air Shield	6	4	6022 530		
	Center Panel to Outer Panel, SV1	6	4	6022 951		
	To Radiator Grille, SP1, SP2		2	----	6022 506	
	To Headlamp Housing Support, SP1, SP2		2	----	6022 506	
	To Cross Bar Support, SP1, SP2		2	----	6022 506	
	To Lock Support, SD1, SD2		1	----	6022 506	

★ Indicates use as required.

Numerals in parentheses () refer to notes.

Printed in U.S.A.

⊠ Indicates parts not listed in any previous parts book.

Prices and specifications subject to change without notice.

May 1, 1962 Supersedes Nov. 30, 1961.

* Indicates change or addition.

CODE	PART NAME AND DESCRIPTION	CYL.	PER CAR	VALIANT LANCER	PLYMOUTH DODGE	CHRYSLER IMPERIAL
7-35-O RADIATOR STONE DEFLECTOR - Cont'd						
7-35-13	NUT, to Air Shield, SV1	6	4	*6023 171		
7-35-20	RADIATOR STONE DEFLECTOR MOULDING					
NOTE: See Exterior Moulding Illustrations in Front of Group 23 Body.						
7-41-O THERMOSTAT						
7-41-4	THERMOSTAT, 160° Fahrenheit	6	1	2129 206	2129 206	
	180° Fahrenheit	6	1	2129 205	2129 205	
	160° Fahrenheit	8	1	----	1734 957	
	180° Fahrenheit	8	1	----	1735 011	1735 011
7-42-O WATER PUMP						
7-42-1	WATER PUMP PACKAGE	6	1	2196 910	2196 910	
	SP2, SD2	8	1	----	1752 422	
	SP2, SD2, SD3, w/361 cu. in. Engine, w/o Air Cond.	8	1	----	1879 526	1879 526
	SP2, SD2, SD3, w/361 cu. in. Engine, w/Air Cond.	8	1	----	1879 536	1879 536
	SC2 w/413 cu. in. Engine	8	1	----	----	1879 536
7-42-4	REPAIR PACKAGE, Water Pump	6	1	2298 907	2298 907	
	SP2, SD2, SD3, w/361 cu. in. Engine, w/o Air Cond.	8	1	----	1752 435	
	w/Air Conditioning	8	1	----	1843 447	1843 447
		8	1	----	1752 622	1752 622
7-43-O WATER PUMP HOUSING						
7-43-1	HOUSING, SP2, SD2, SD3, w/361 cu. in. Engine, w/o Air Conditioning	8	1	----	1944 916	1944 916
	w/Air Conditioning	8	1	----	2240 318	2240 318
7-43-8	CAP, Heater Hole	6	1	2128 425	2128 425	
7-44-O WATER PUMP GASKET						
7-44-3	GASKET, Body	6	1	1947 521	1947 521	
	SP2, SD2, SD3, w/361 cu. in. Engine	8	1	----	2129 013	
		8	1	----	1737 705	1737 705
7-44-4	GASKET, Intermediate Plate.	6	1	1947 523	1947 523	
	To Cylinder Block, SP2, SD2, SD3, w/361 cu. in. Engine	8	2	----	1737 761	1737 761
7-45-O WATER PUMP SHAFT AND IMPELLER						
7-45-31	IMPELLER, SP2, SD2, w/318 cu.in. Engine	8	1	----	*1635 783	
	SP2, SD2, SD3, w/361 cu. in. Engine, w/o Air Cond.	8	1	----	1637 724	1637 724
	w/Air Conditioning	8	1	----	1859 151	1859 151
	SC2 w/413 cu.in. Engine	8	1	----	----	1859 151
7-46-O WATER PUMP SEAL						
7-46-1	SEAL	6	1	2120 955	2120 955	
		8	1	----	1243 631	1243 631
7-48-O WATER PUMP ELBOW OR NIPPLE						
7-48-22	NIPPLE, By-Pass	6	1	1947 643	1947 643	
		8	2	----	1618 668	

★ Indicates use as required.

☐ Indicates parts not listed in any previous parts book.

* Indicates change or addition.

Numerals in parentheses () refer to notes.

Prices and specifications subject to change without notice.

