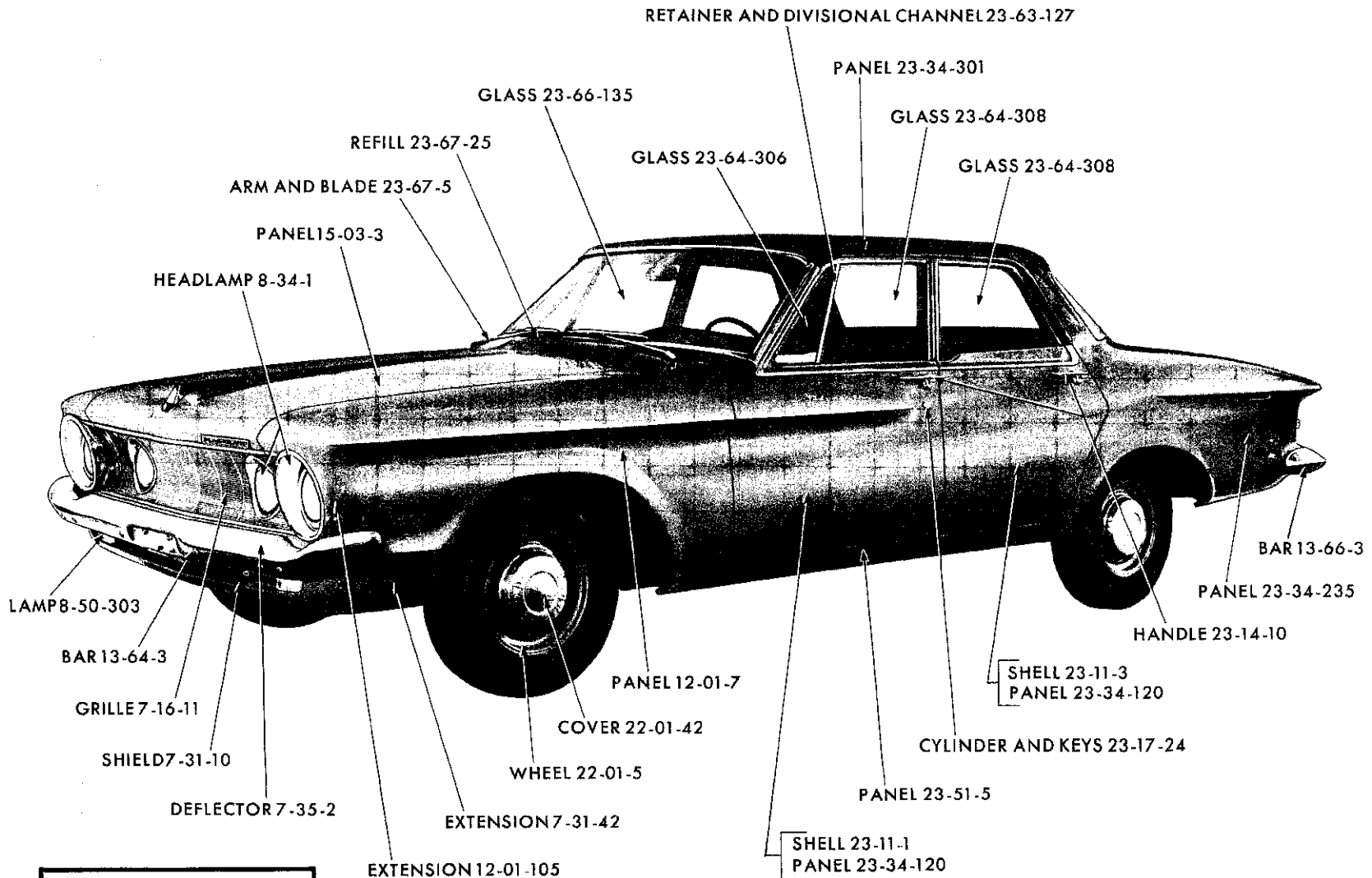


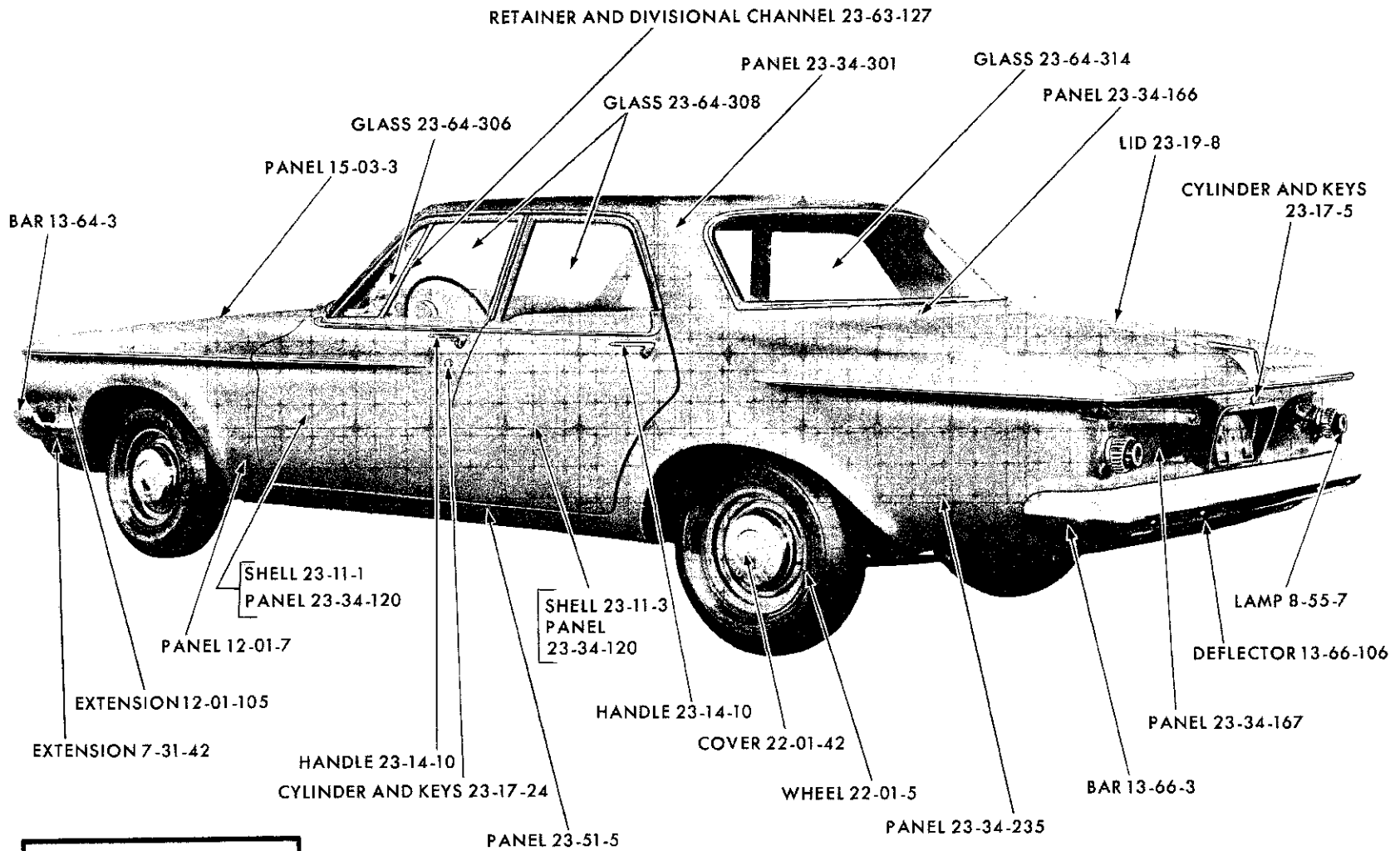
GROUP 23 - BODY



**For Moulding Information
see Moulding Illustrations**

19x9262

FRONT EXTERIOR - PLYMOUTH SP1-2 4 DOOR SEDAN

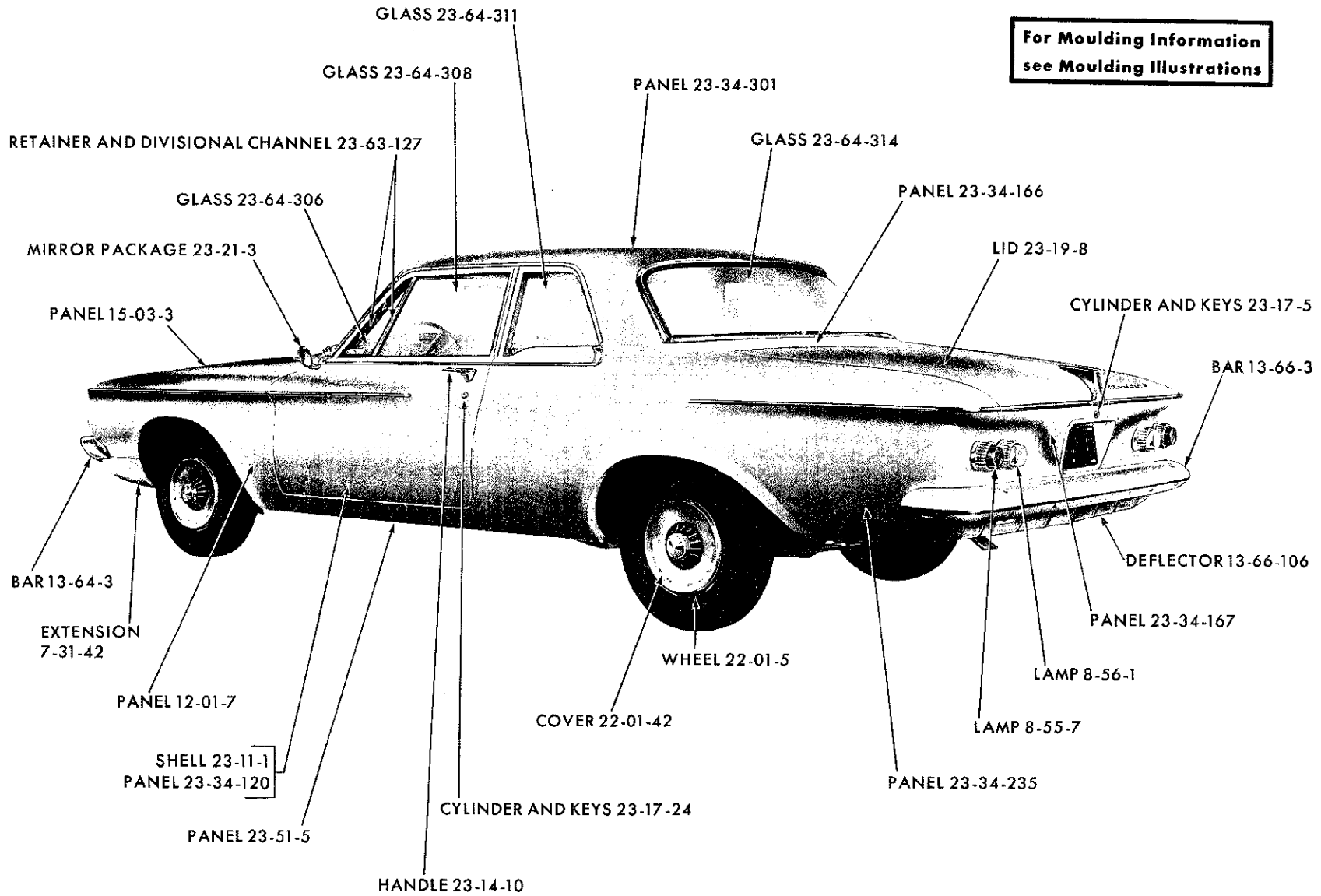


**For Moulding Information
see Moulding Illustrations**

19x9261

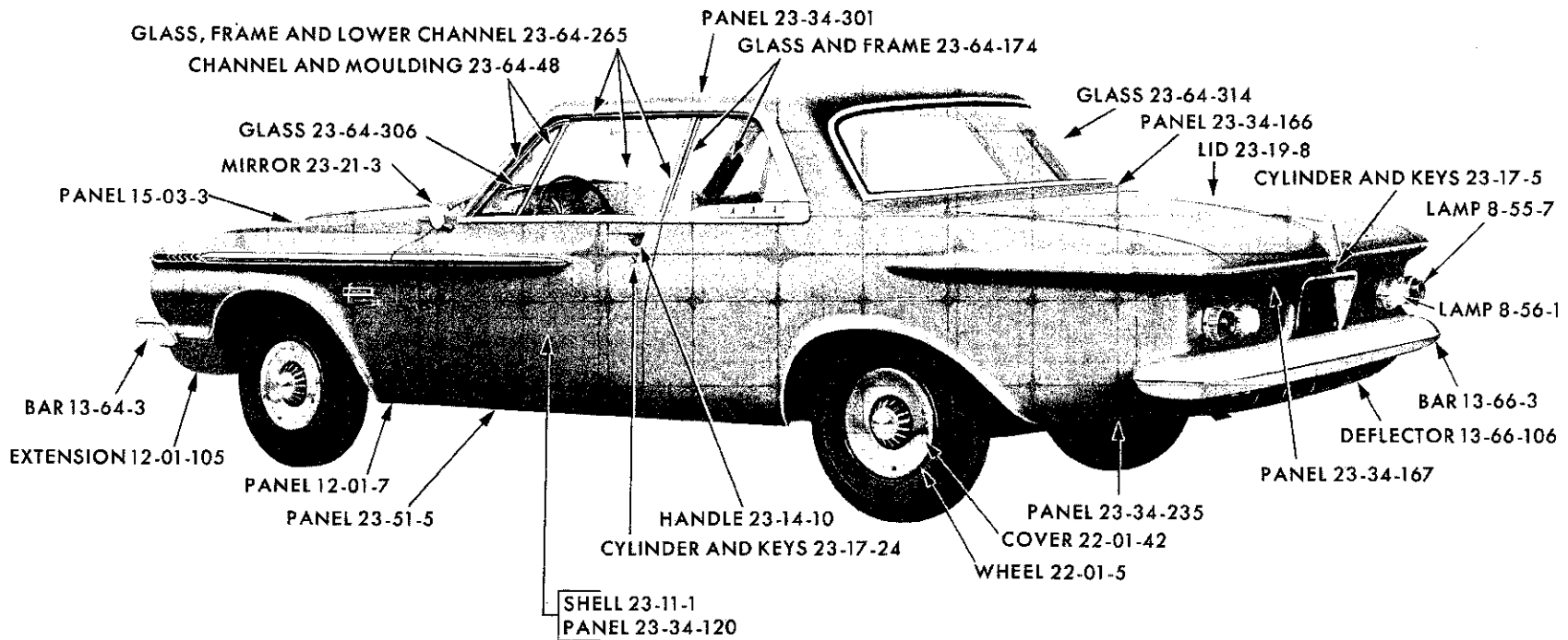
REAR EXTERIOR - PLYMOUTH SP1-2 4 DOOR SEDAN

For Moulding Information
see Moulding Illustrations



REAR EXTERIOR - PLYMOUTH SP1-2 CLUB SEDAN

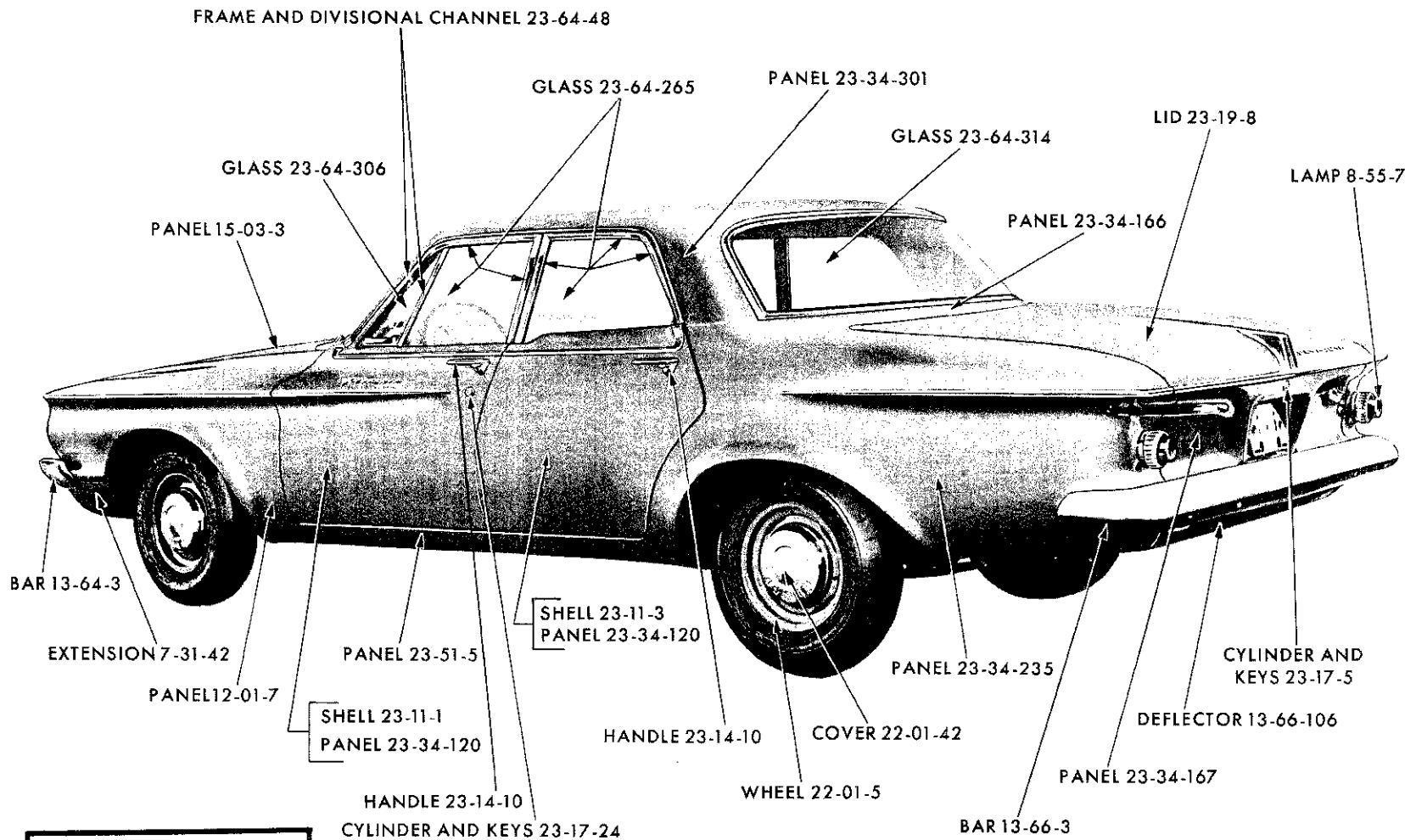
19x9239



**For Moulding Information
see Moulding Illustrations**

REAR EXTERIOR - PLYMOUTH SP1-2 SPECIAL CLUB COUPE

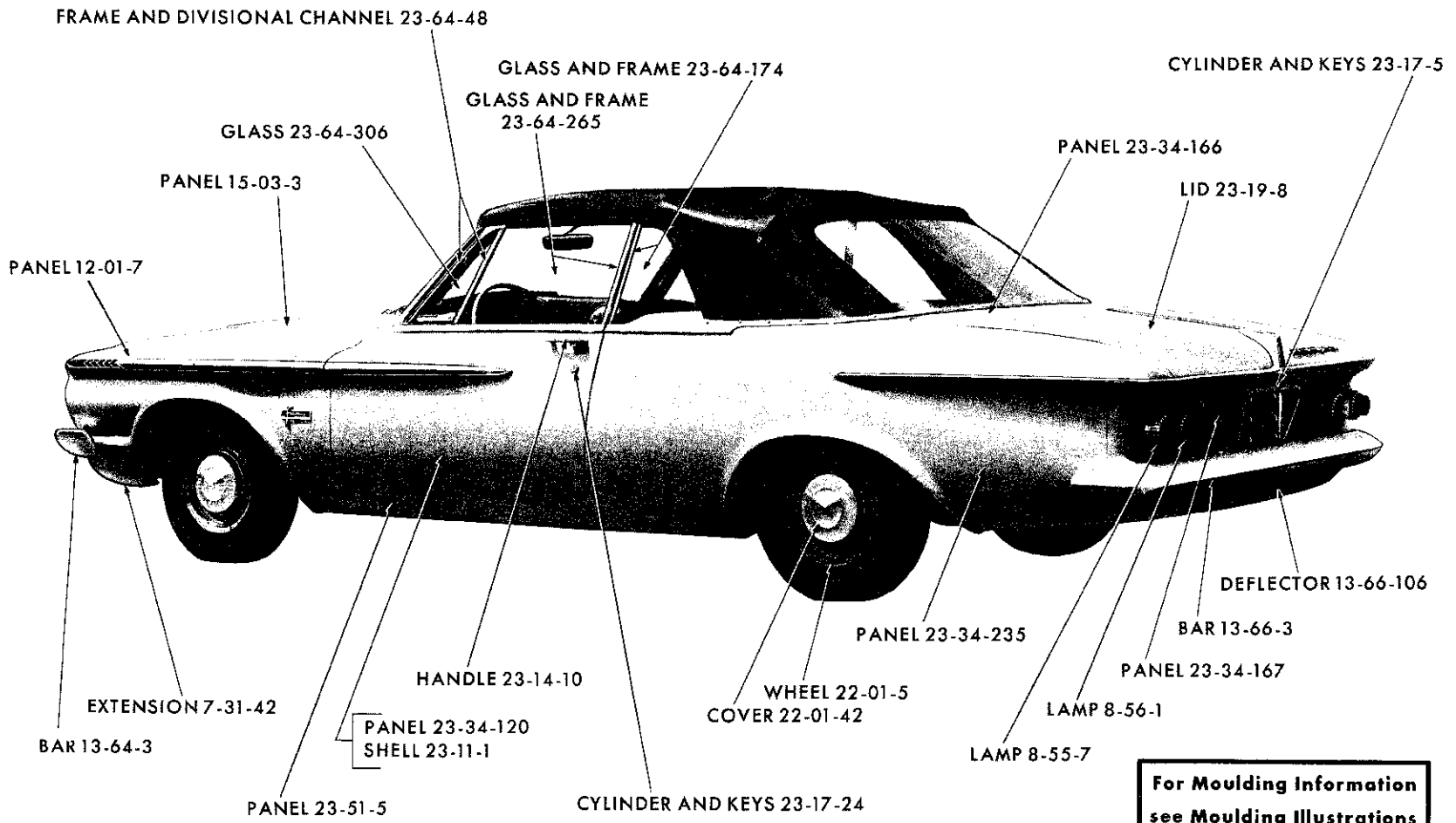
19x9175



**For Moulding Information
see Moulding Illustrations**

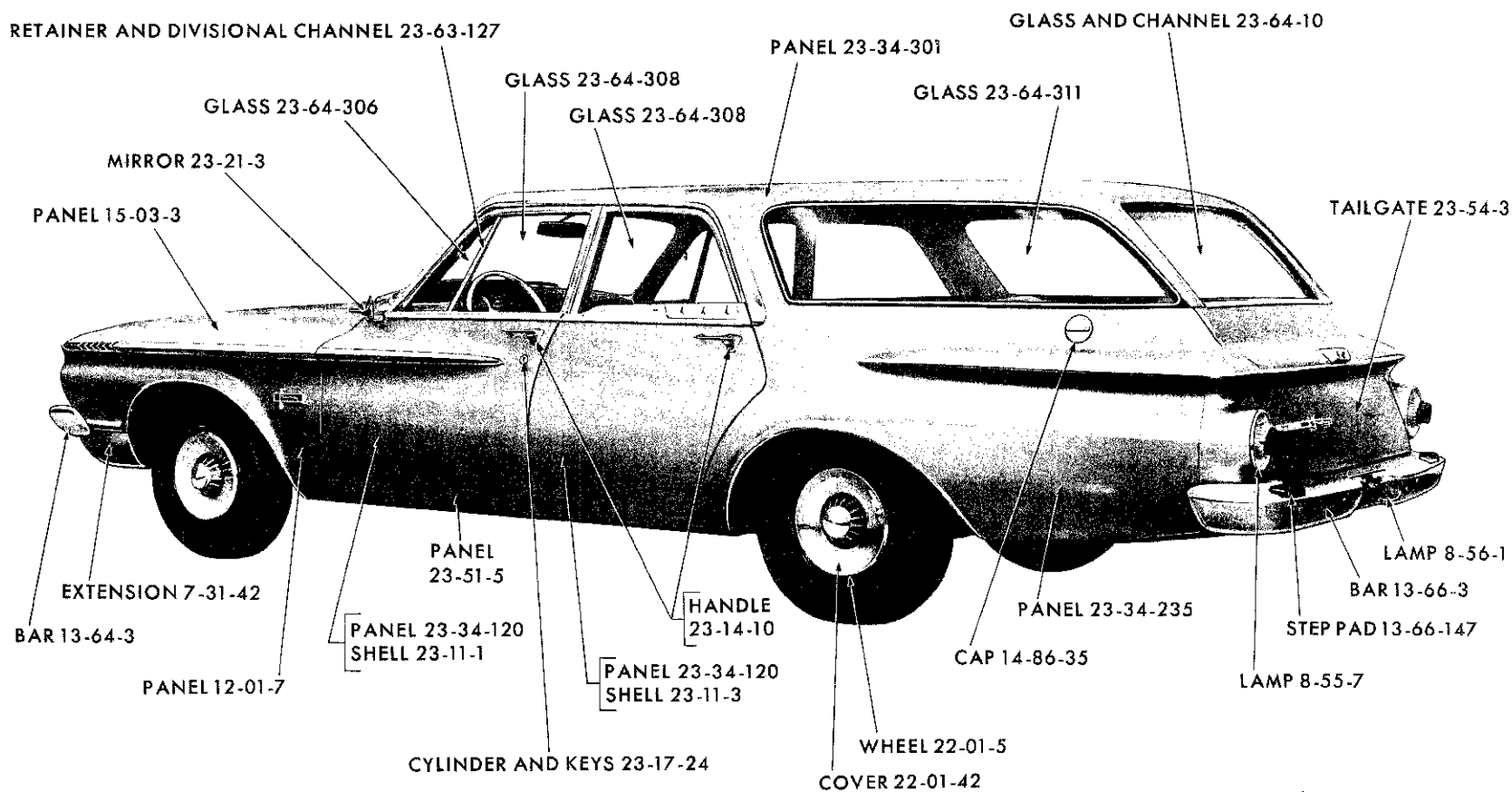
19x9287

REAR EXTERIOR - PLYMOUTH SP1-2 SPECIAL 4 DOOR SEDAN



REAR EXTERIOR - PLYMOUTH SP2 CONVERTIBLE COUPE

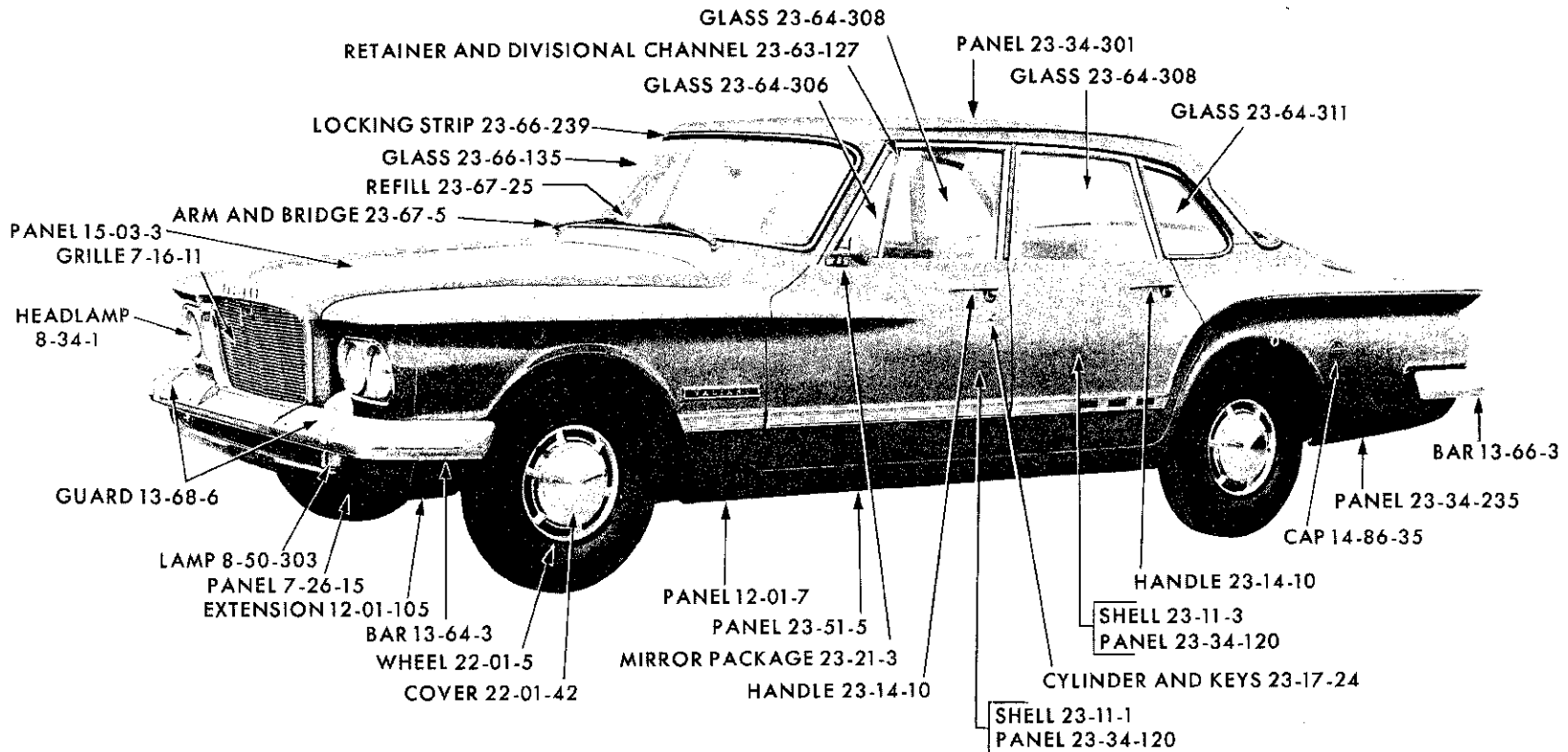
19x9199



**For Moulding Information
see Moulding Illustrations**

19x9202

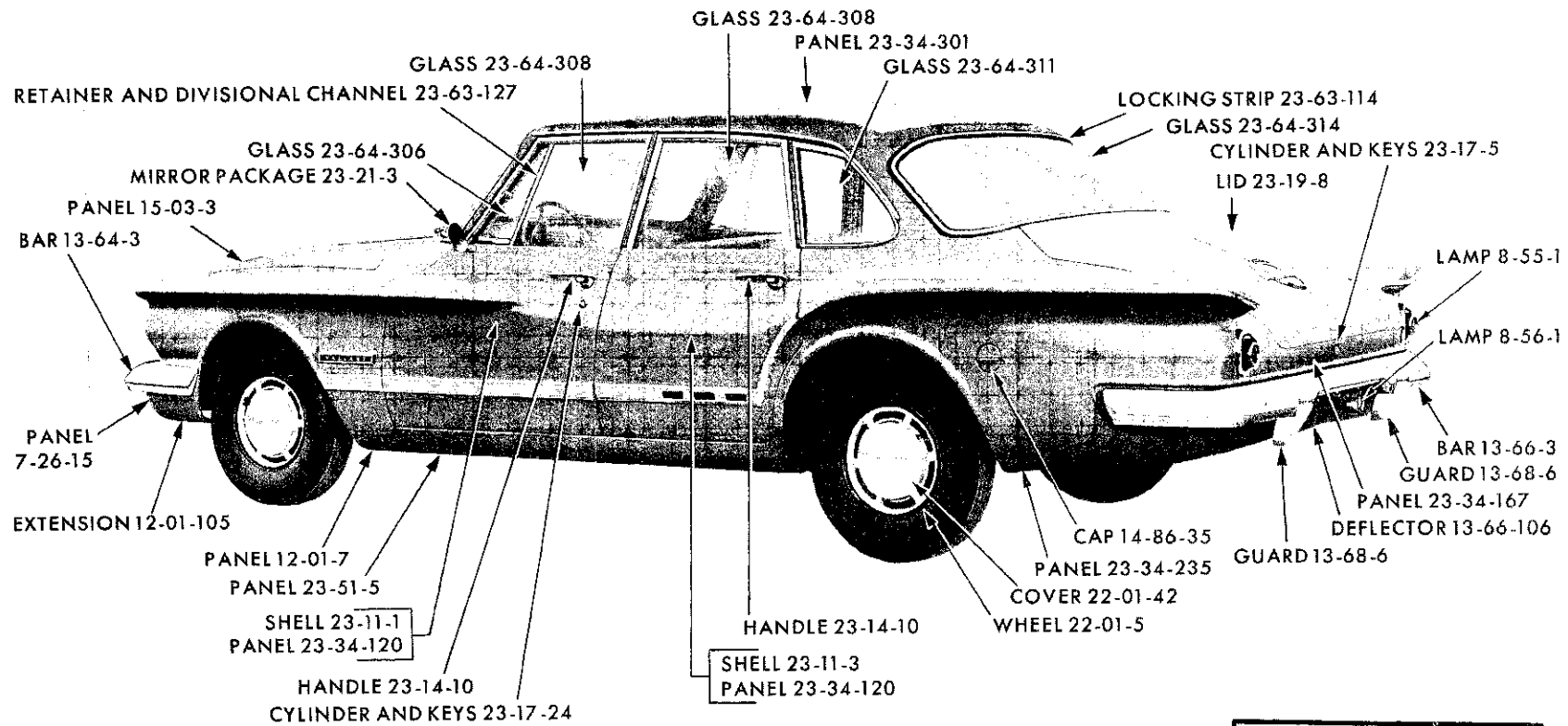
REAR EXTERIOR - PLYMOUTH SP1-2 SUBURBAN



**For Moulding Information
see Moulding Illustrations**

19x9176

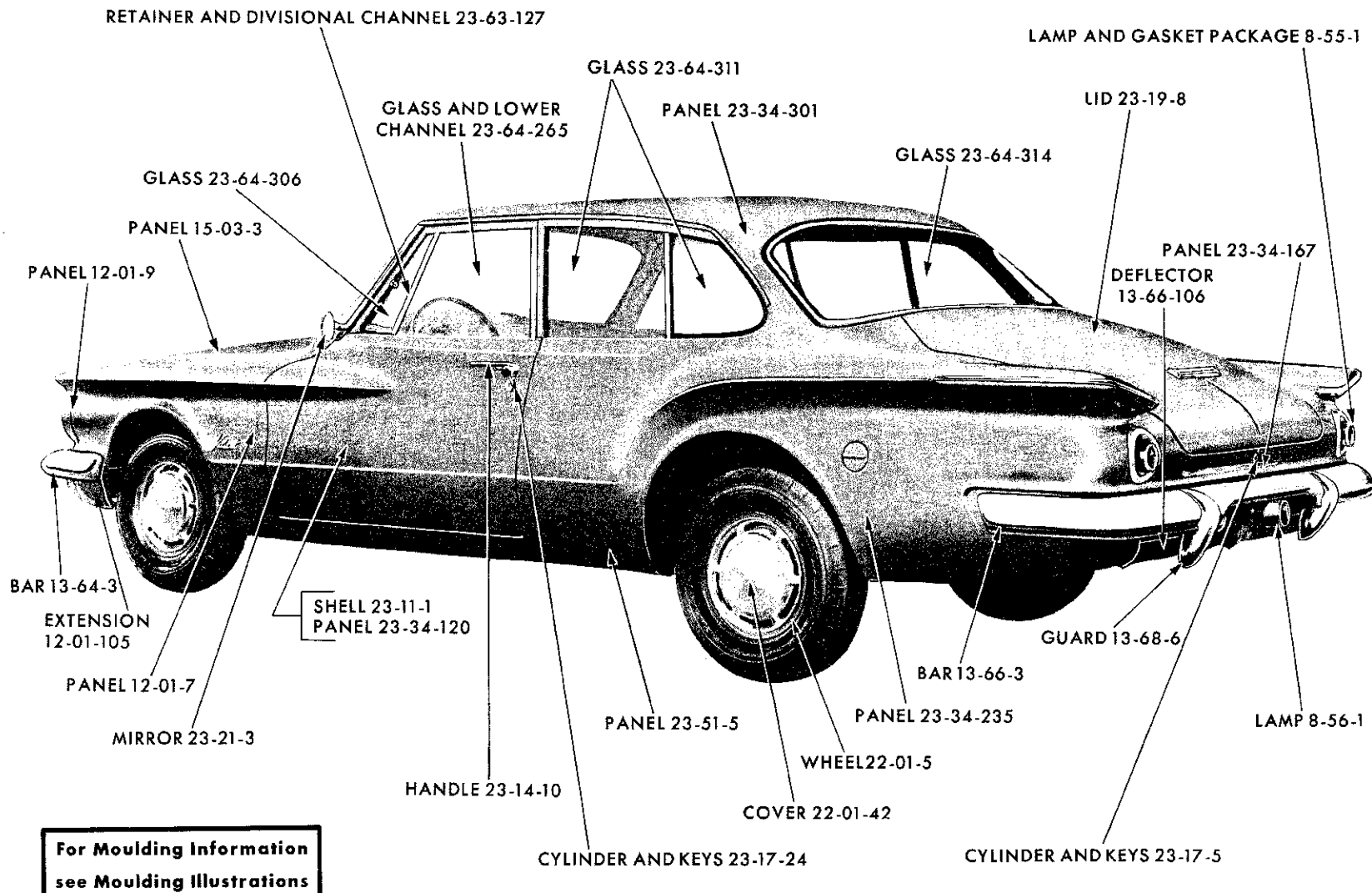
FRONT EXTERIOR - VALIANT SV1 4 DOOR SEDAN



**For Moulding Information
see Moulding Illustrations**

19x9177

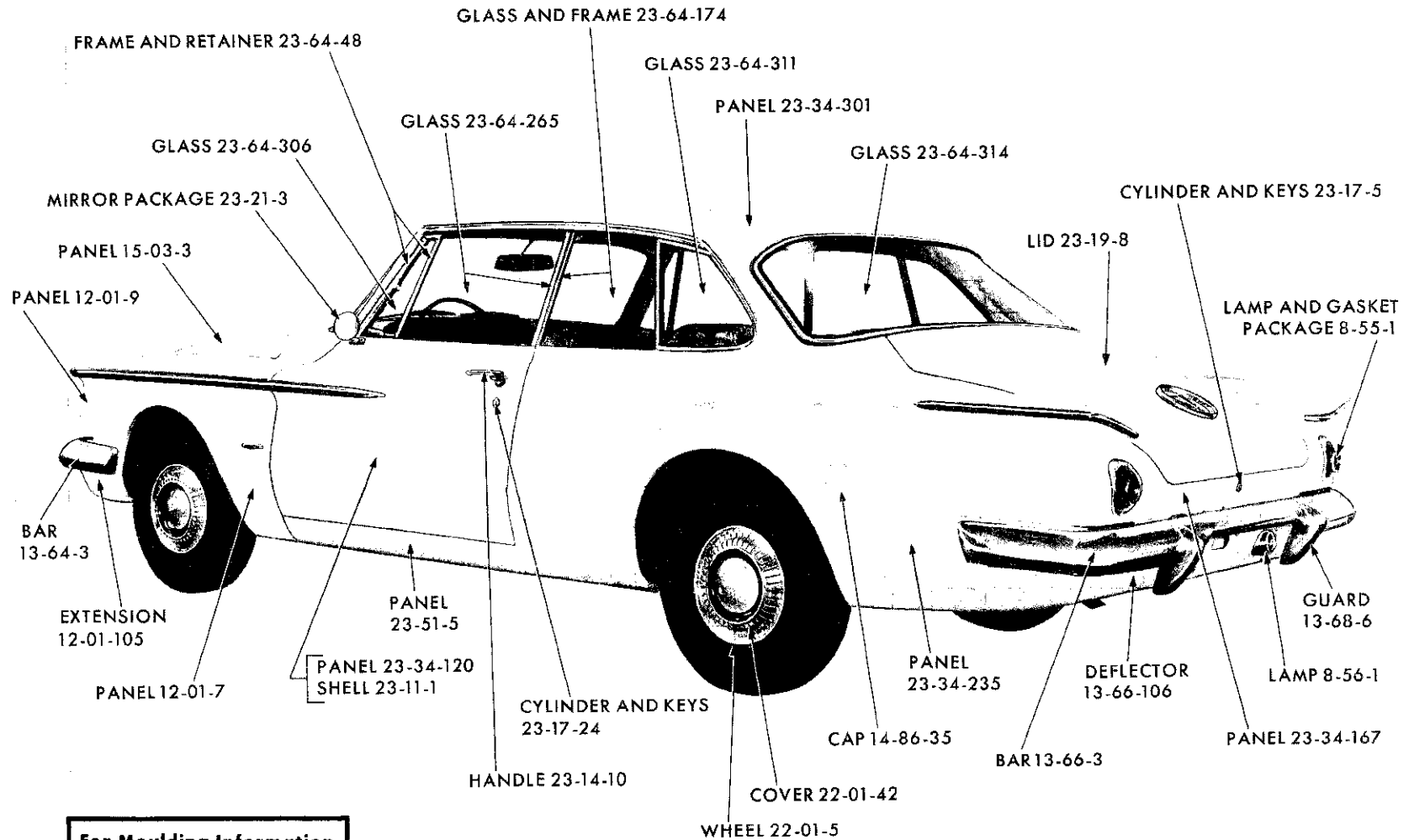
REAR EXTERIOR - VALIANT SV1 4 DOOR SEDAN



For Moulding Information
see Moulding Illustrations

REAR EXTERIOR - VALIANT SV1 CLUB SEDAN

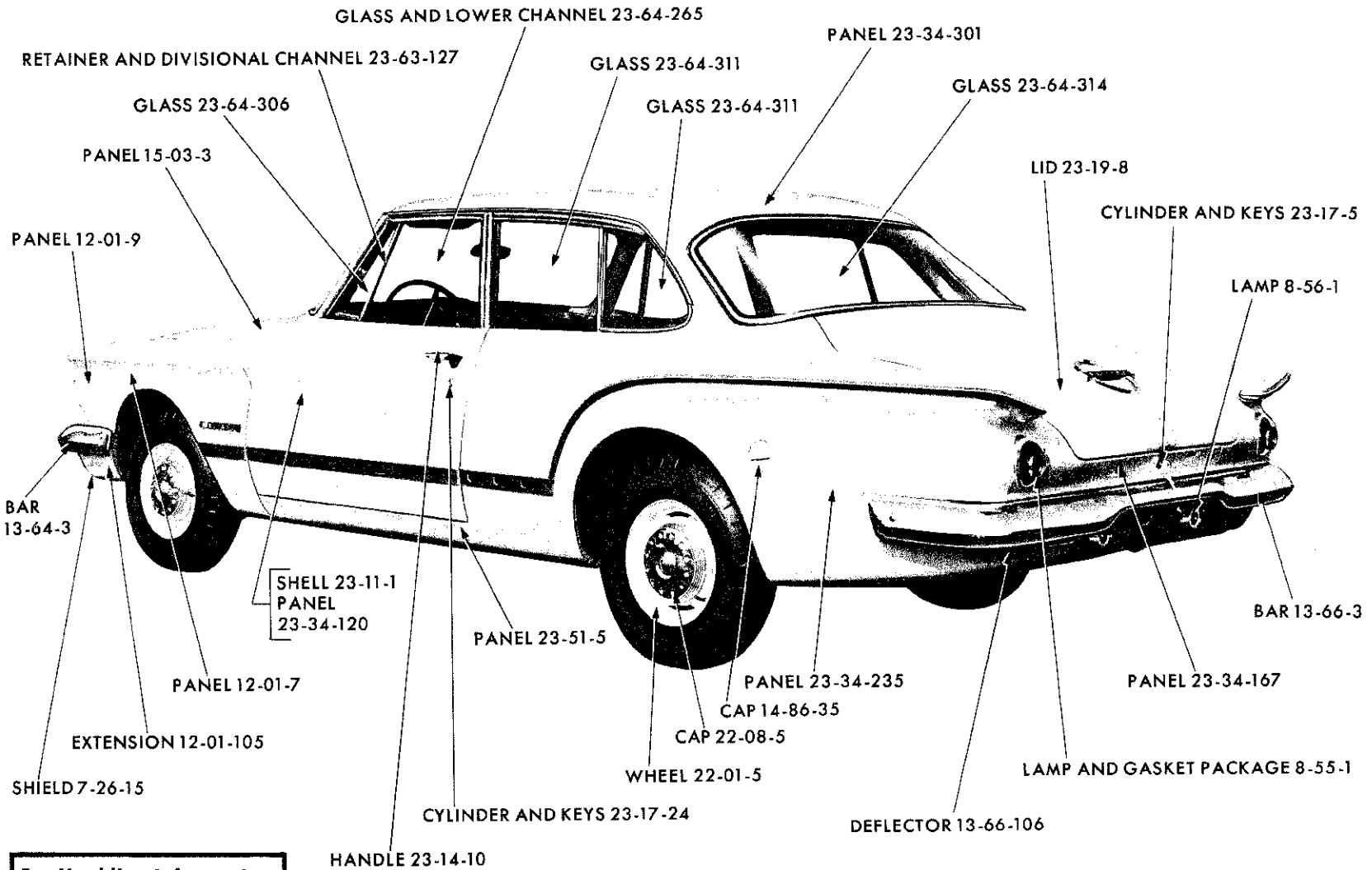
19x9293A



**For Moulding Information
see Moulding Illustrations**

19x9288

REAR EXTERIOR - VALIANT SV1 SPECIAL CLUB COUPE

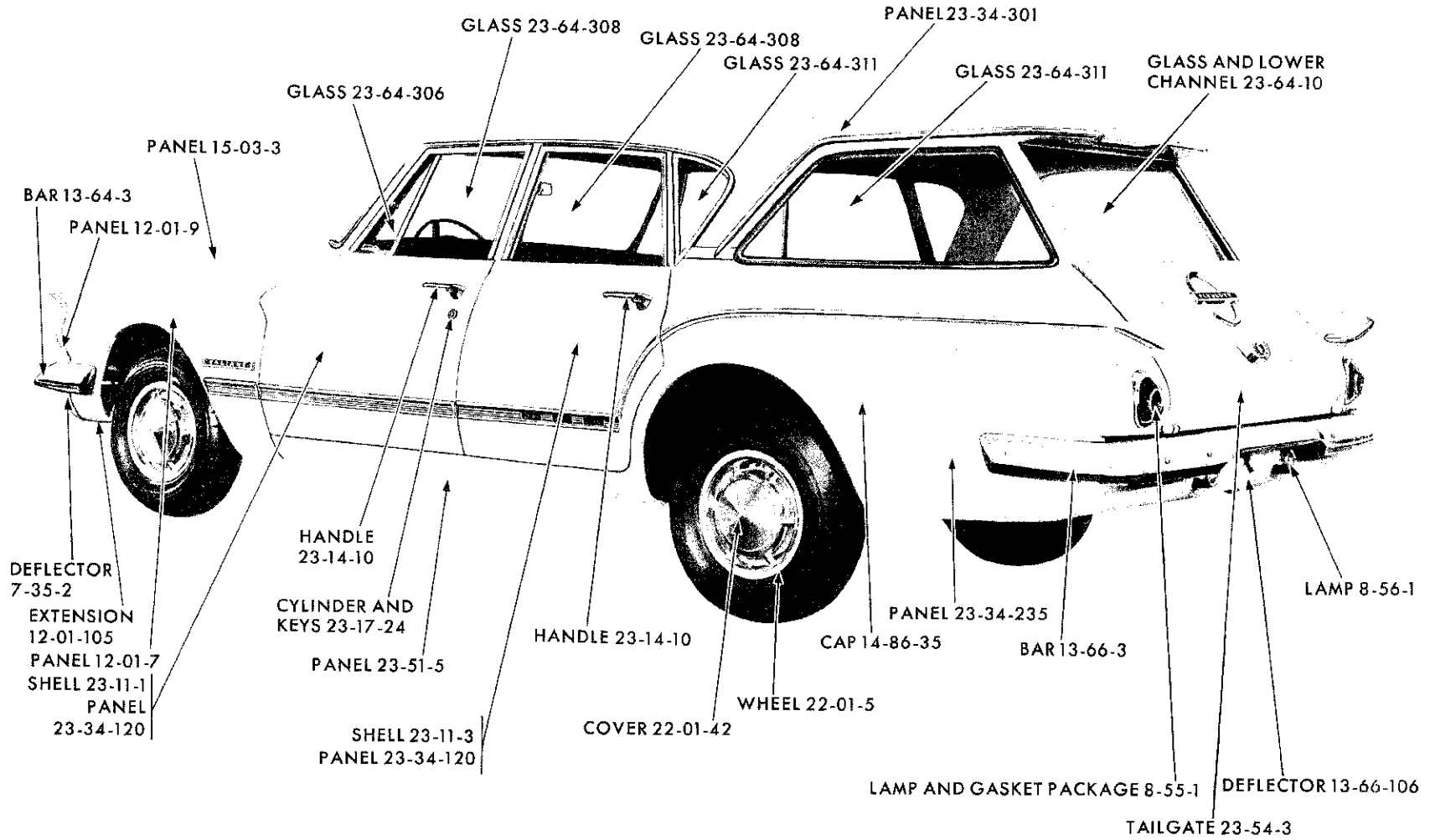


**For Moulding Information
see Moulding Illustrations**

19x9325

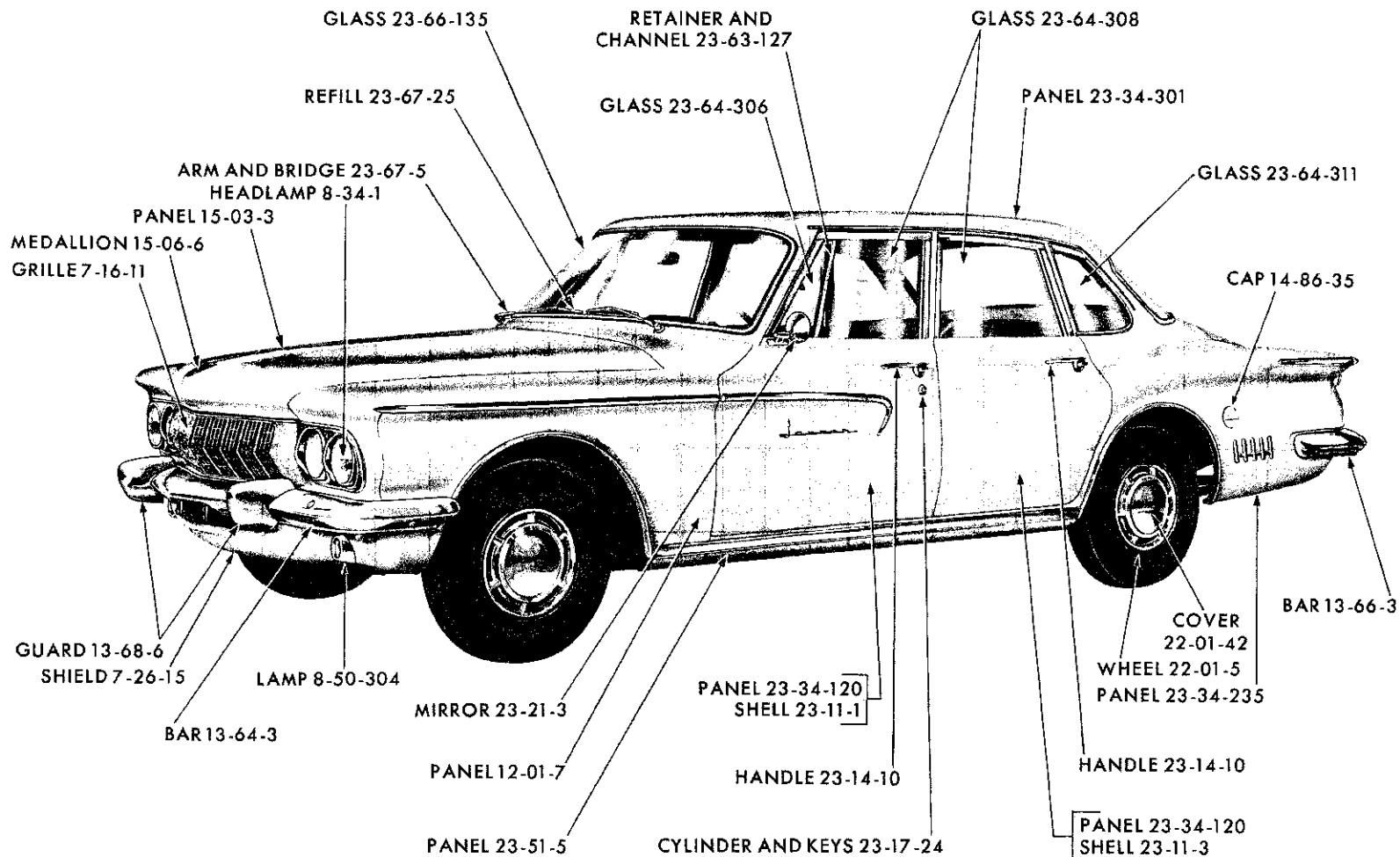
REAR EXTERIOR - VALIANT SV1(H) SPECIAL CLUB COUPE

**For Moulding Information
see Moulding Illustrations**



19x9289

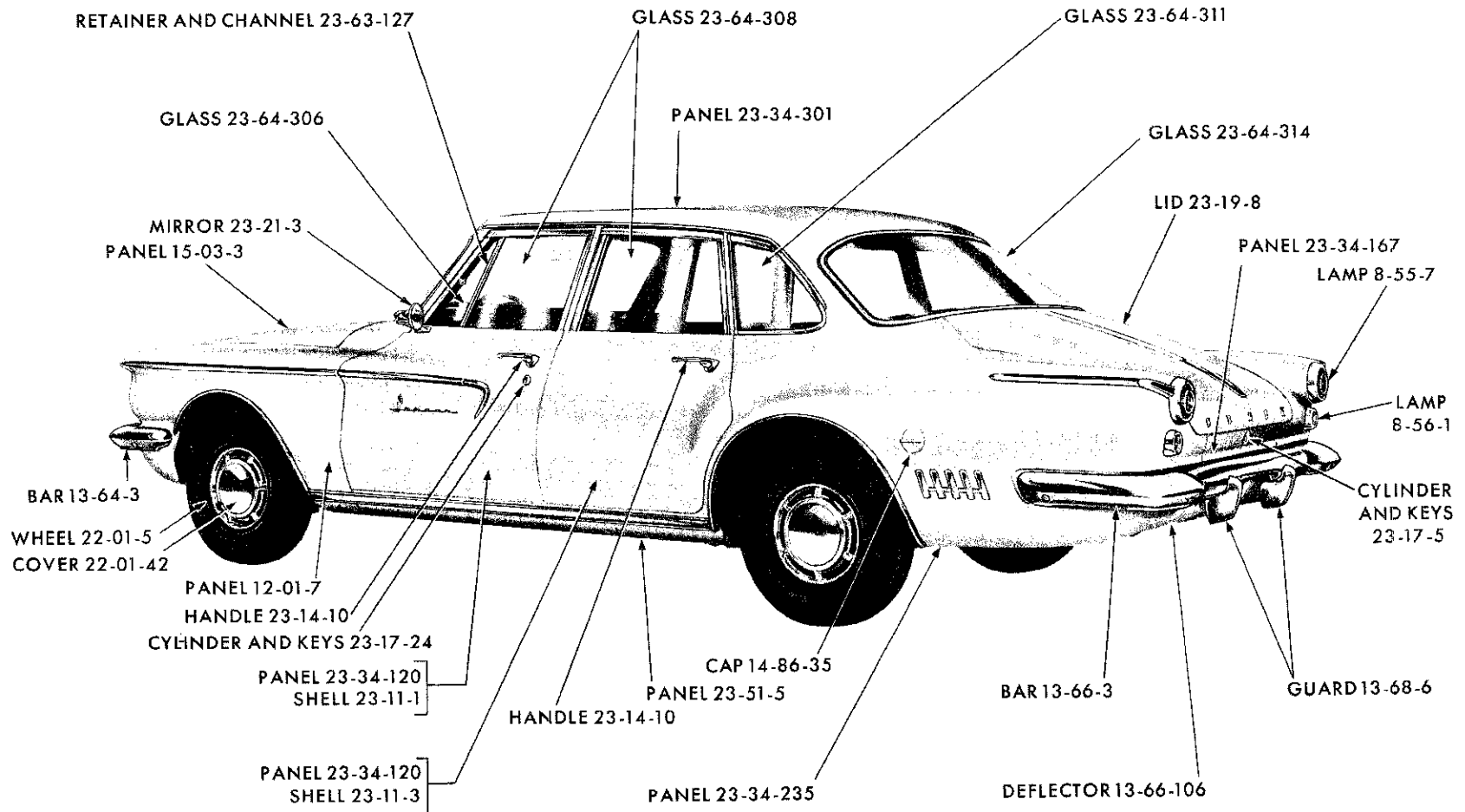
REAR EXTERIOR - VALIANT SV1 SUBURBAN



**For Moulding Information
see Moulding Illustrations**

19x9174

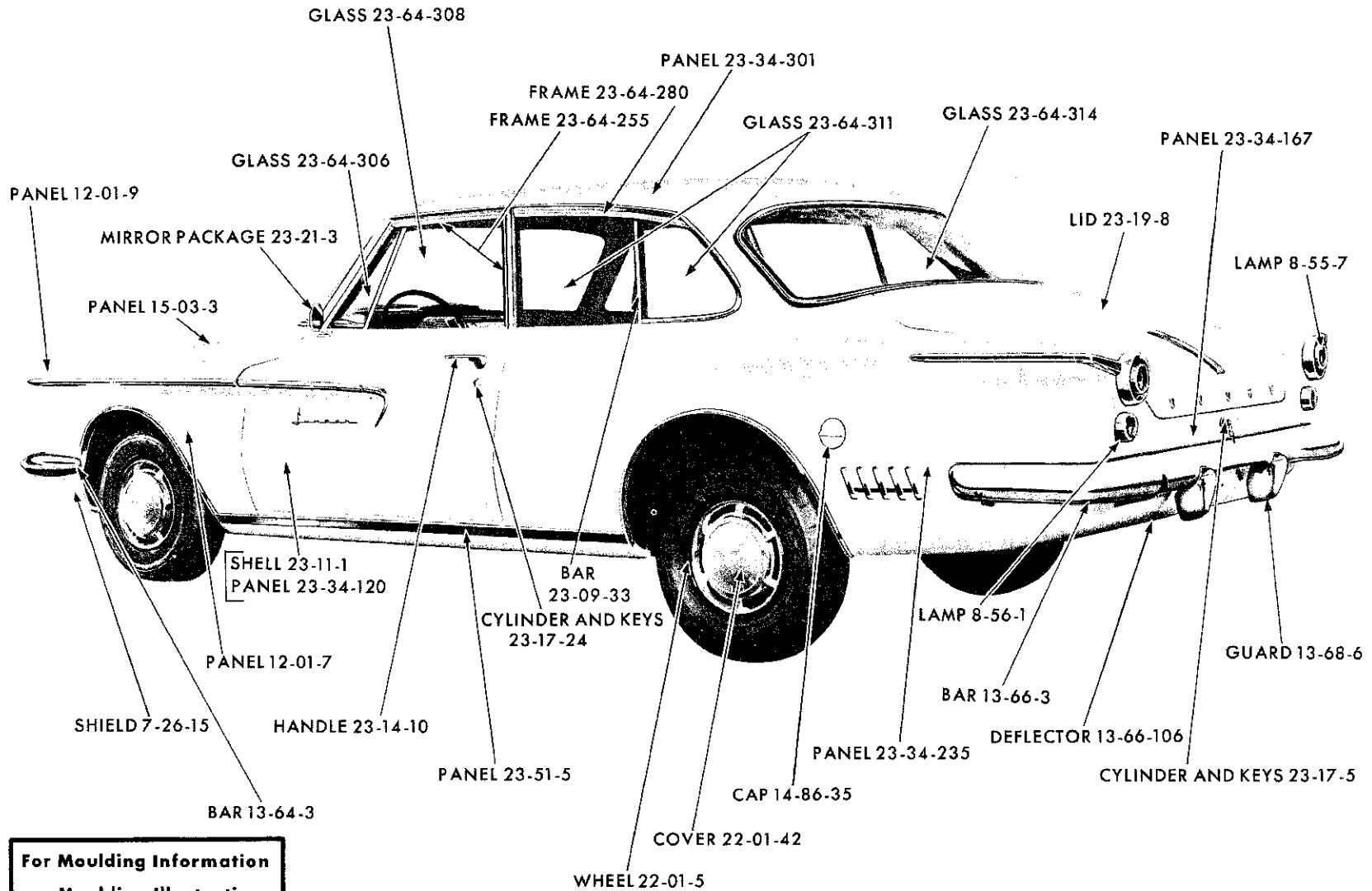
FRONT EXTERIOR - LANCER SL1 4 DOOR SEDAN



**For Moulding Information
see Moulding Illustrations**

REAR EXTERIOR - LANCER SL1 4 DOOR SEDAN

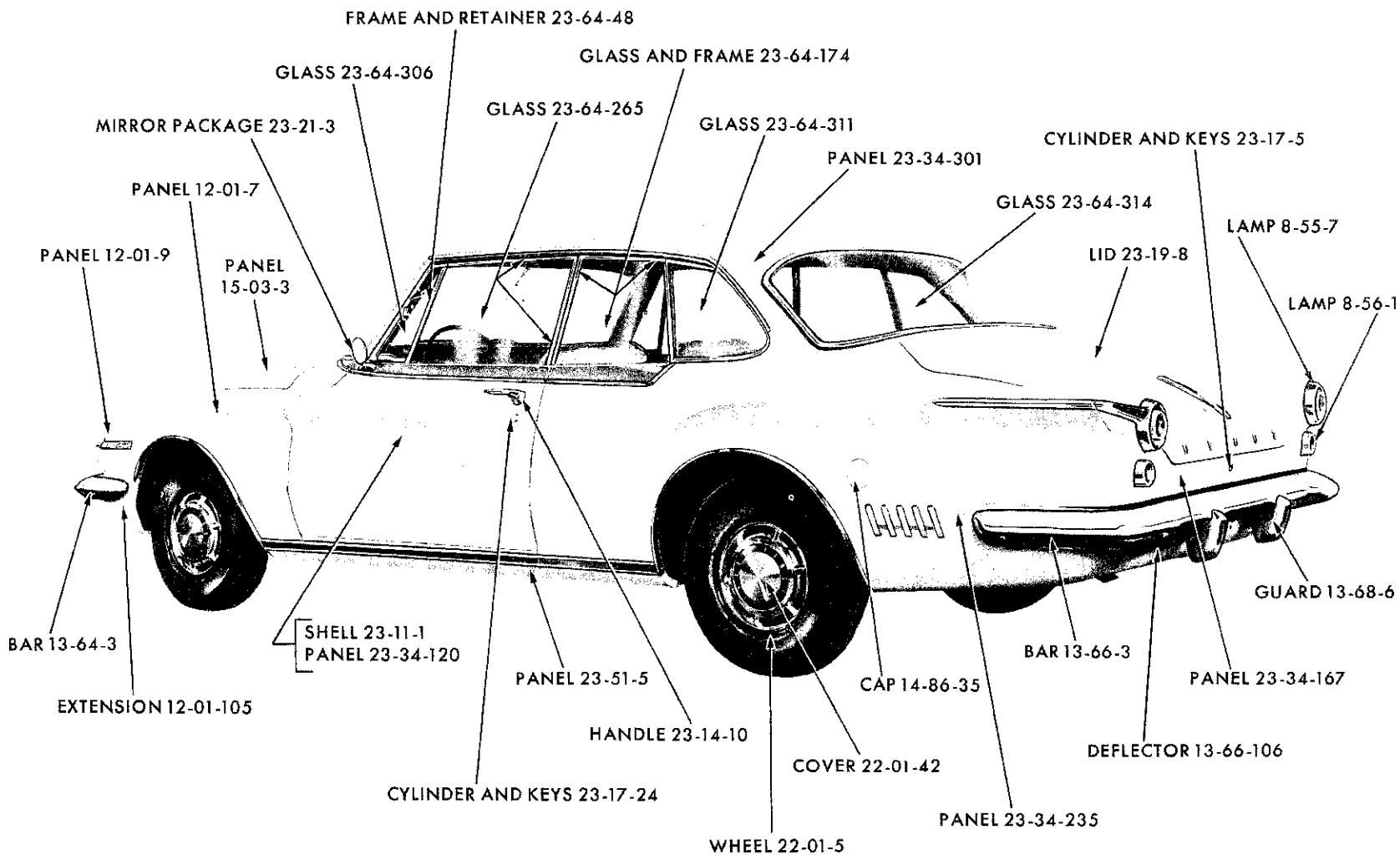
19x9170



**For Moulding Information
see Moulding Illustrations**

19x9294A

REAR EXTERIOR - LANCER SL1 CLUB SEDAN



**For Moulding Information
see Moulding Illustrations**

19x9305

REAR EXTERIOR - LANCER SL1 SPECIAL CLUB COUPE

1962 PASSENGER CAR PARTS CATALOG

CODE	PART NAME AND DESCRIPTION	CYL.	PER CAR	VALIANT LANCER	PLYMOUTH DODGE	CHRYSLER IMPERIAL
------	---------------------------	------	---------	-------------------	-------------------	----------------------

NOTES

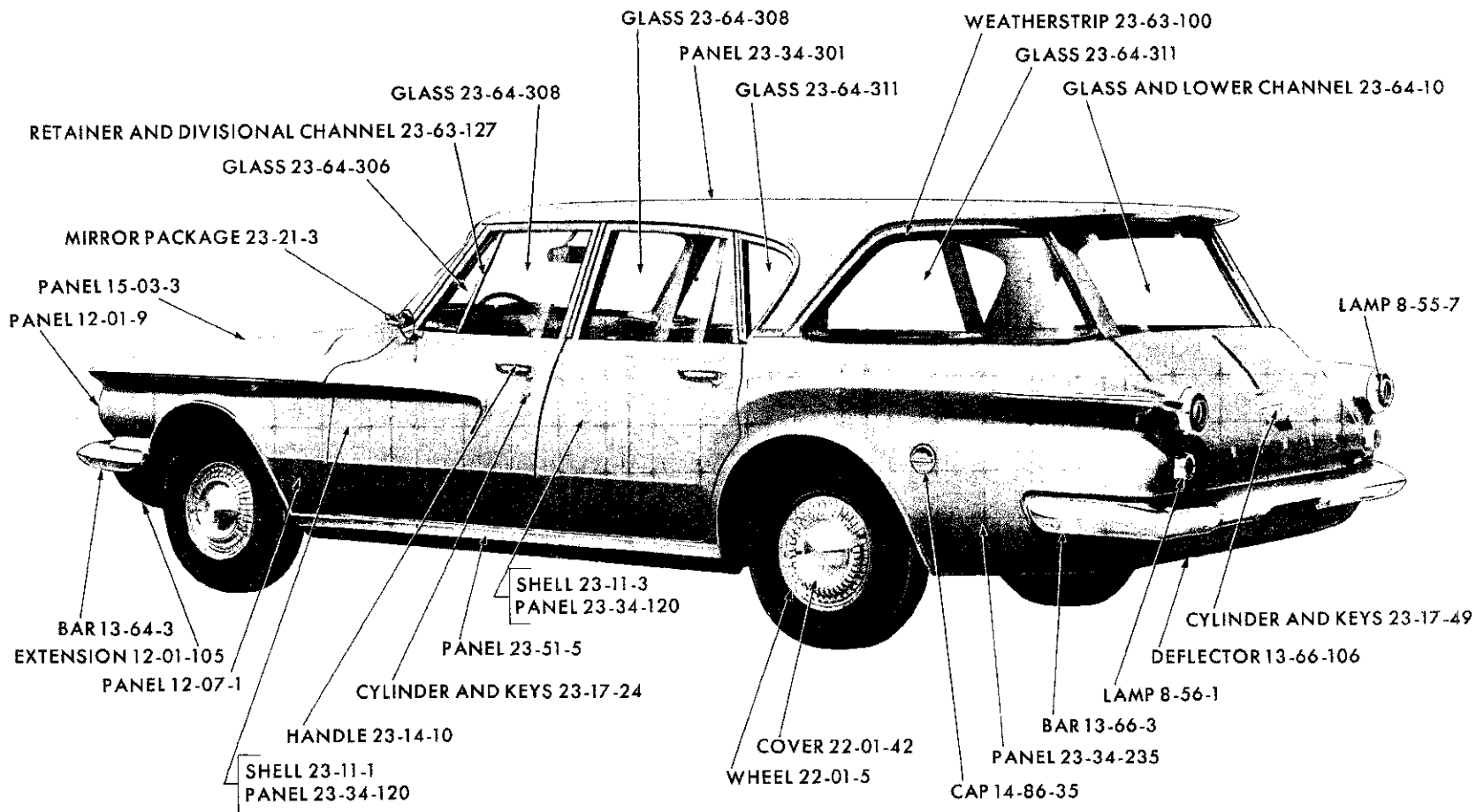
[Lined area for notes]

★ Indicates use as required.

◻ Indicates parts not listed in any previous parts book.
November 30, 1961.

Printed in U.S.A.

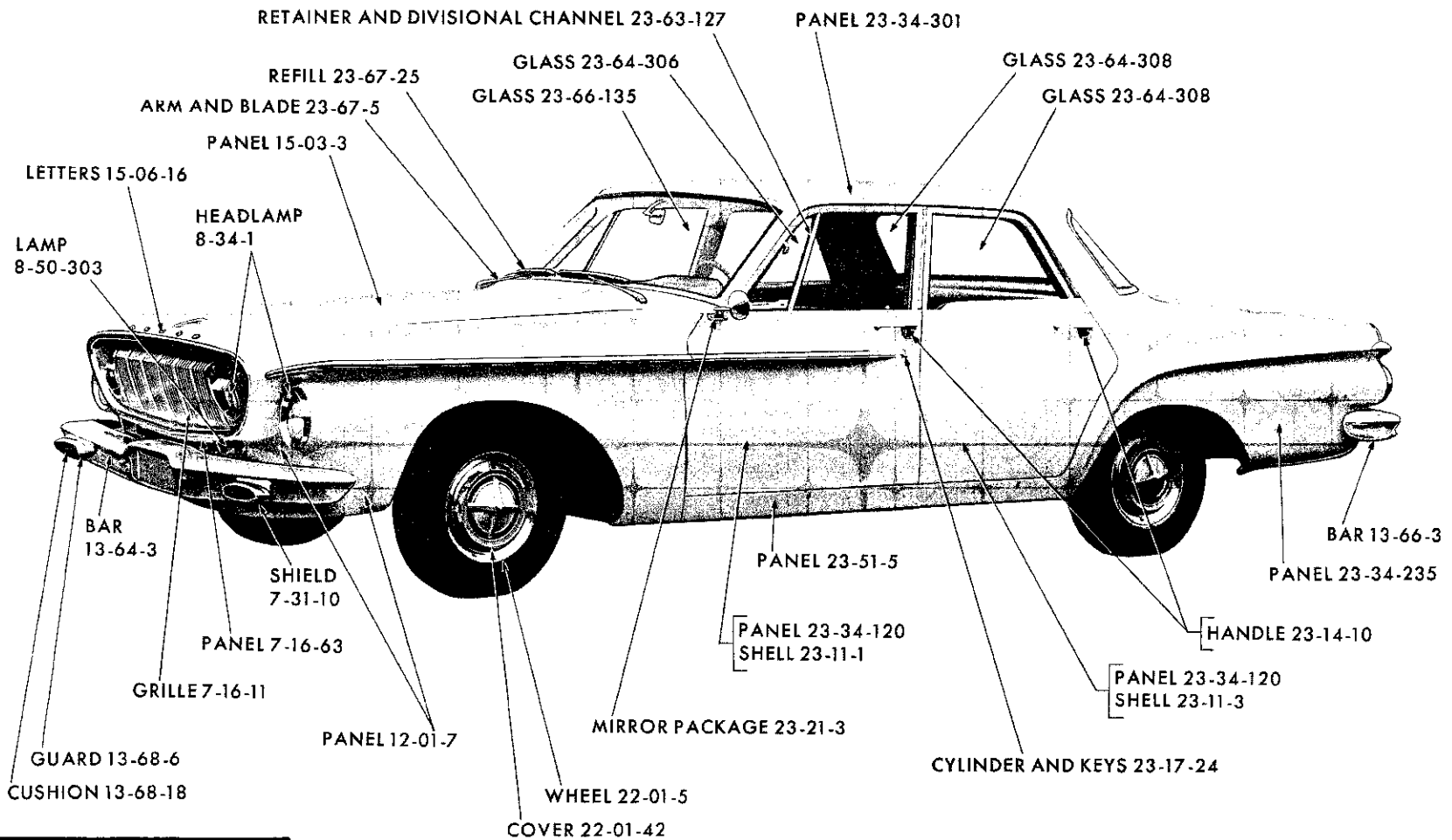
Prices and specifications subject to change without notice.



**For Moulding Information
see Moulding Illustrations**

19x9183

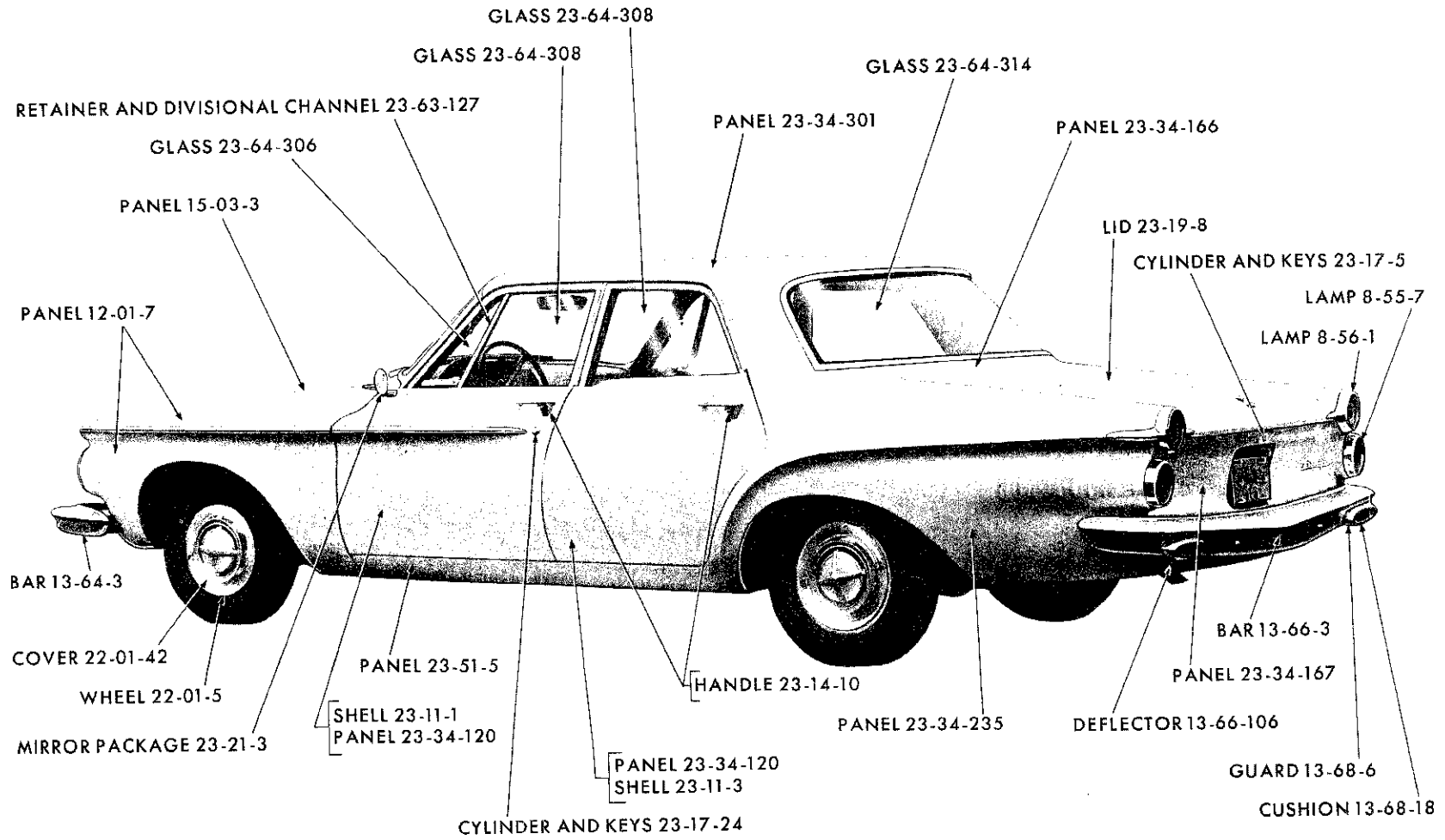
REAR EXTERIOR - LANCER SL1 SUBURBAN



**For Moulding Information
see Moulding Illustrations**

19x9201


FRONT EXTERIOR - DODGE SD1-2 4 DOOR SEDAN



**For Moulding Information
see Moulding Illustrations**

19x9200

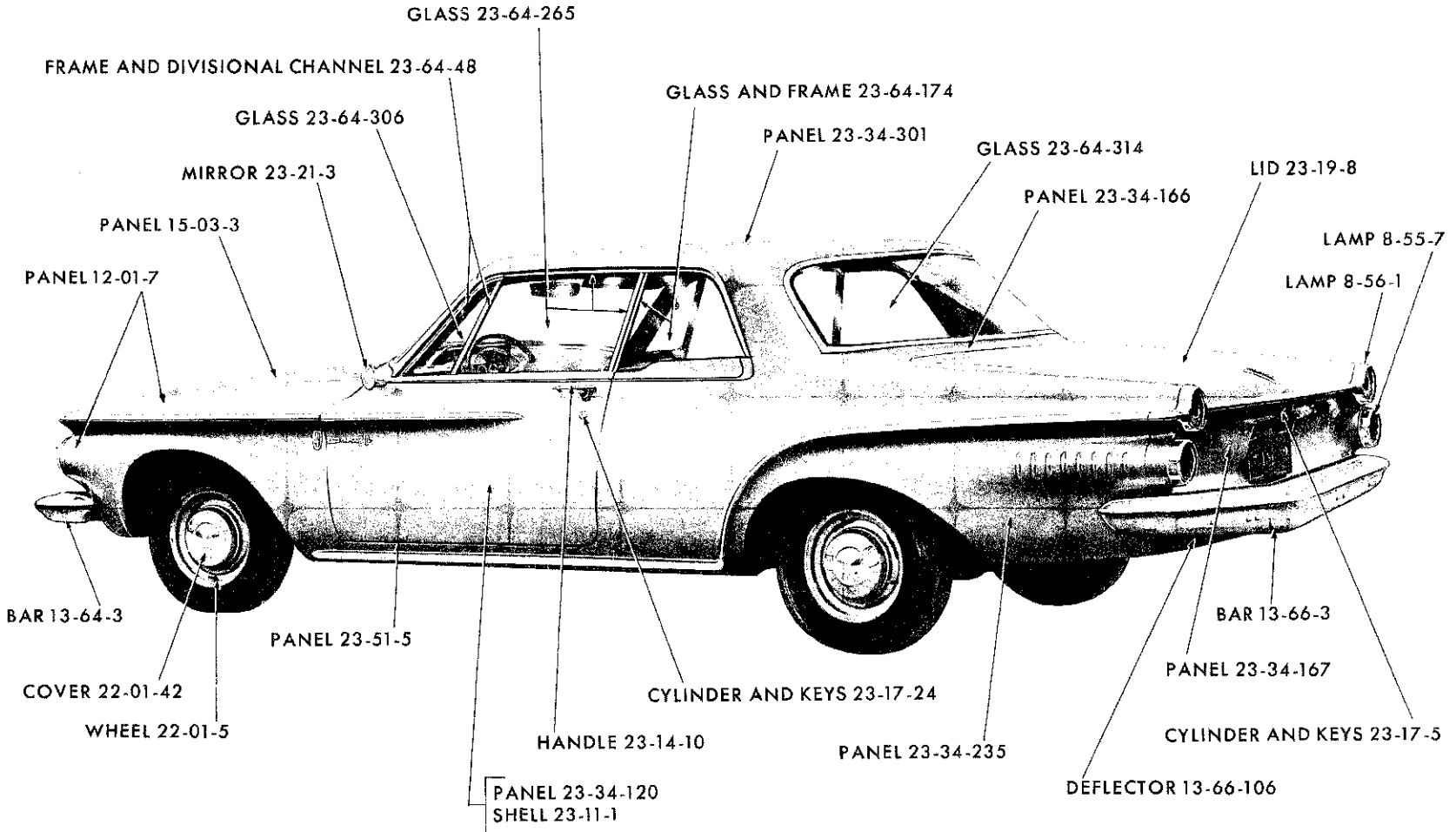
REAR EXTERIOR - DODGE SD1-2 4 DOOR SEDAN



**For Moulding Information
see Moulding Illustrations**

19x9278

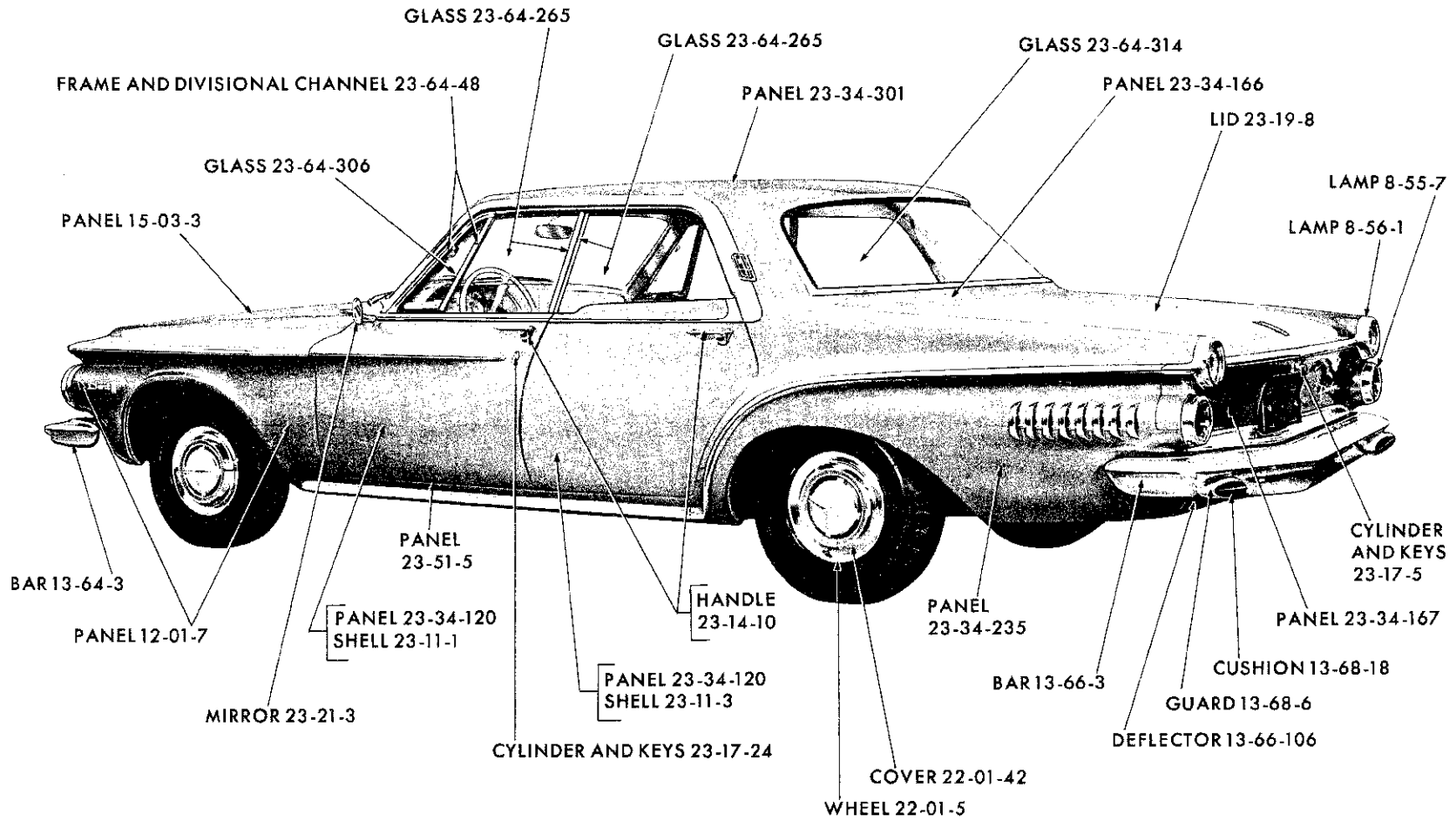
REAR EXTERIOR - DART SD1-2 CLUB SEDAN



**For Moulding Information
see Moulding Illustrations**

19x9195

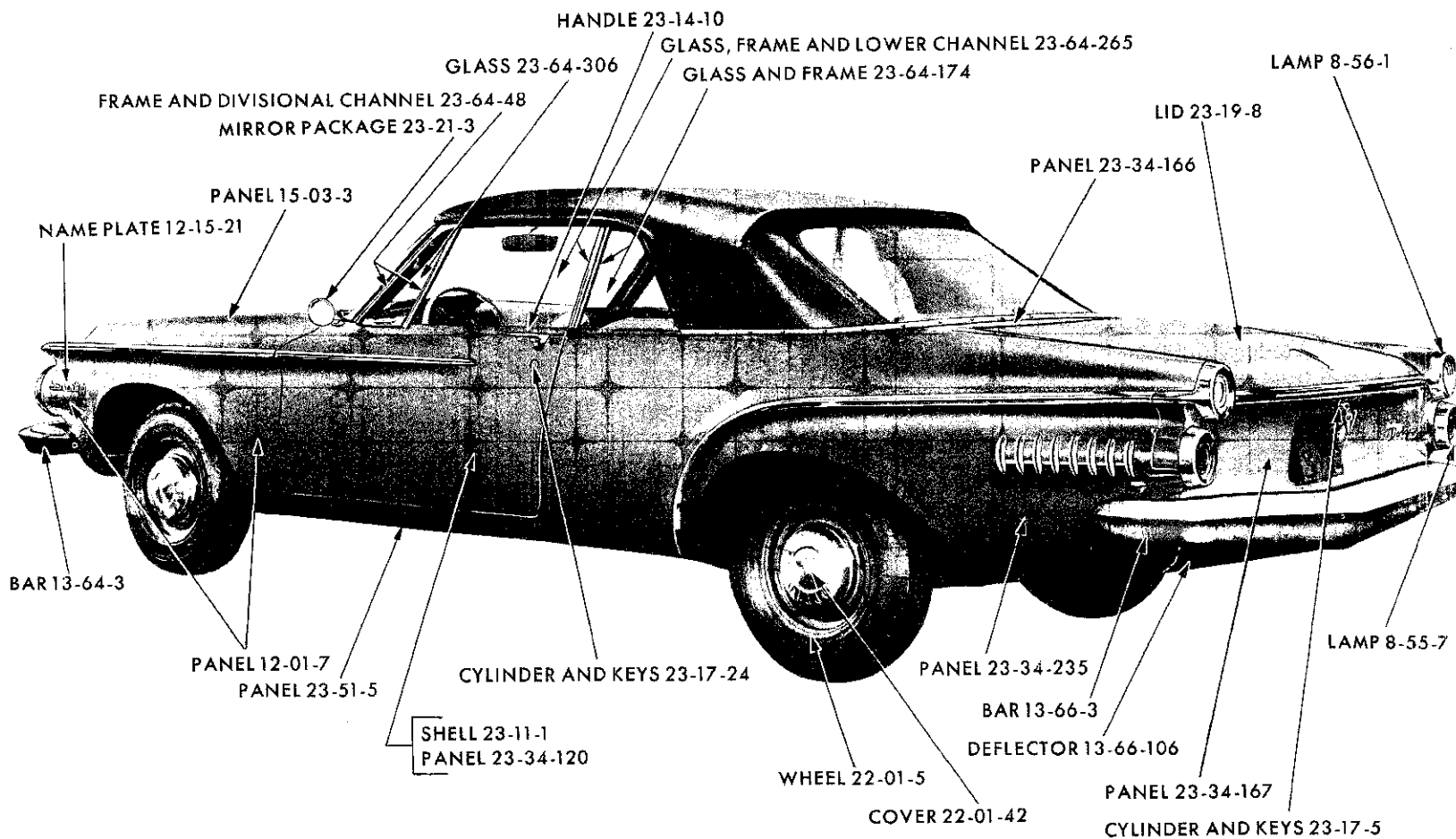
REAR EXTERIOR - DODGE SD1-2 SPECIAL CLUB COUPE



**For Moulding Information
see Moulding Illustrations**

19x9207

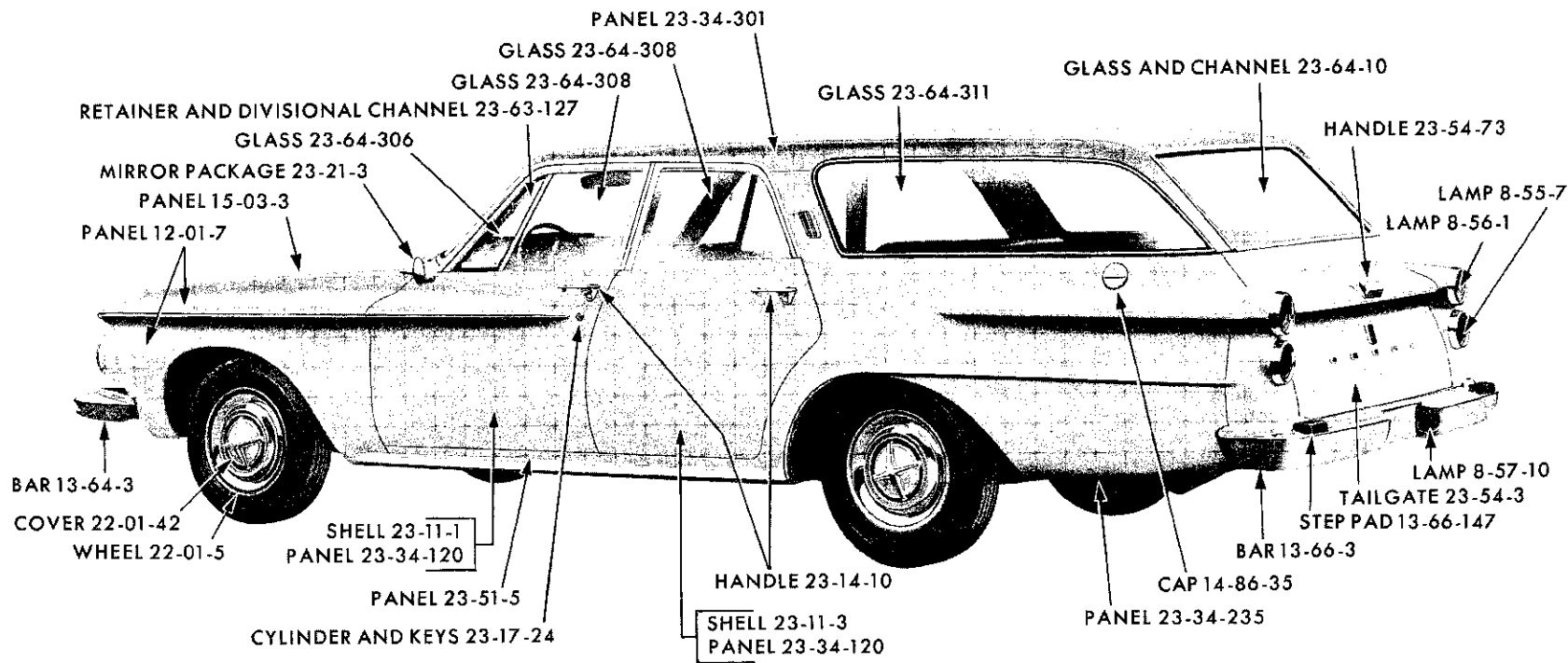
REAR EXTERIOR - DODGE SD1-2 SPECIAL 4 DOOR SEDAN



**For Moulding Information
see Moulding Illustrations**

19x9283A

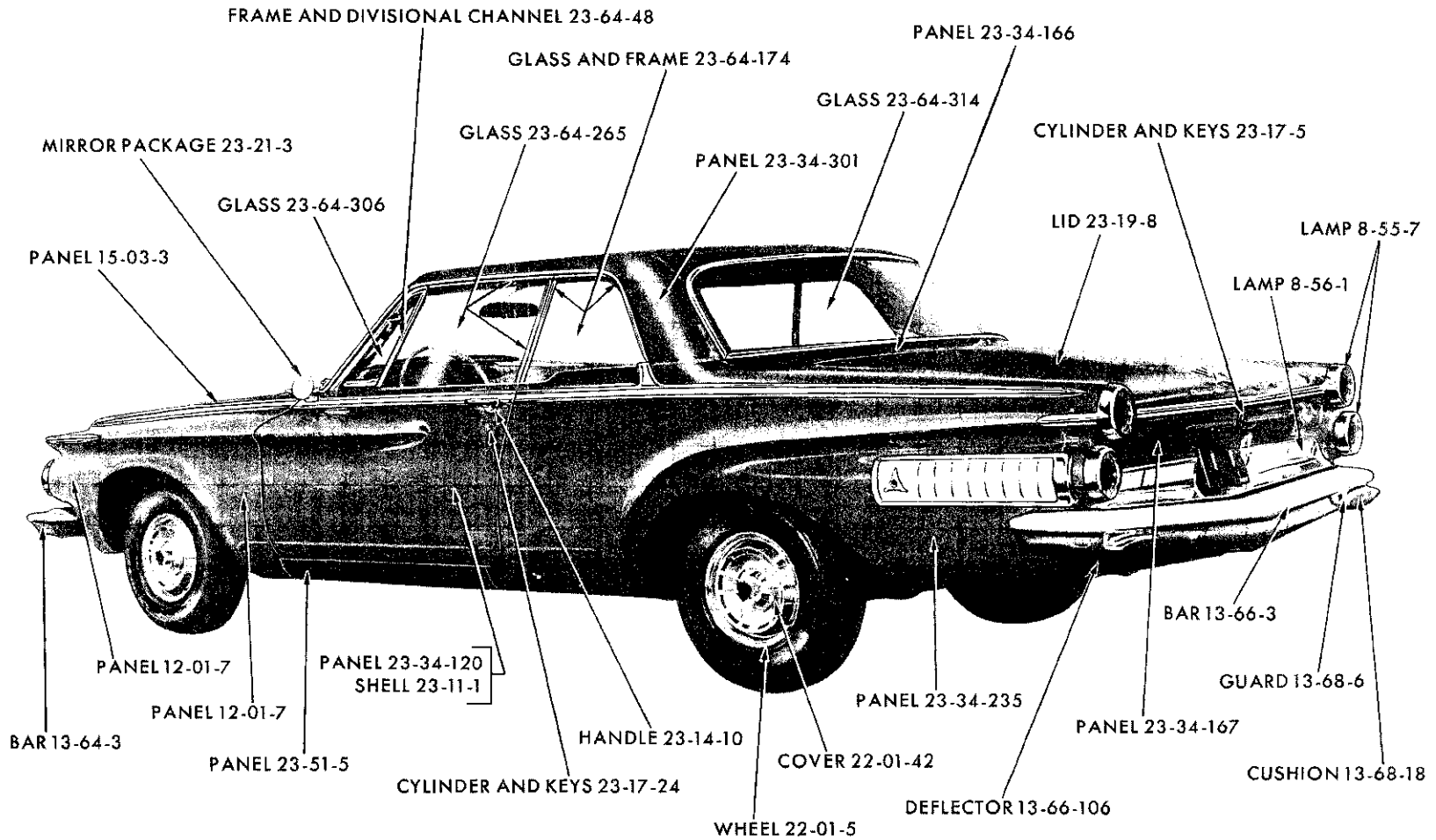
REAR EXTERIOR - DODGE SD2 CONVERTIBLE COUPE



**For Moulding Information
see Moulding Illustrations**

19x9197

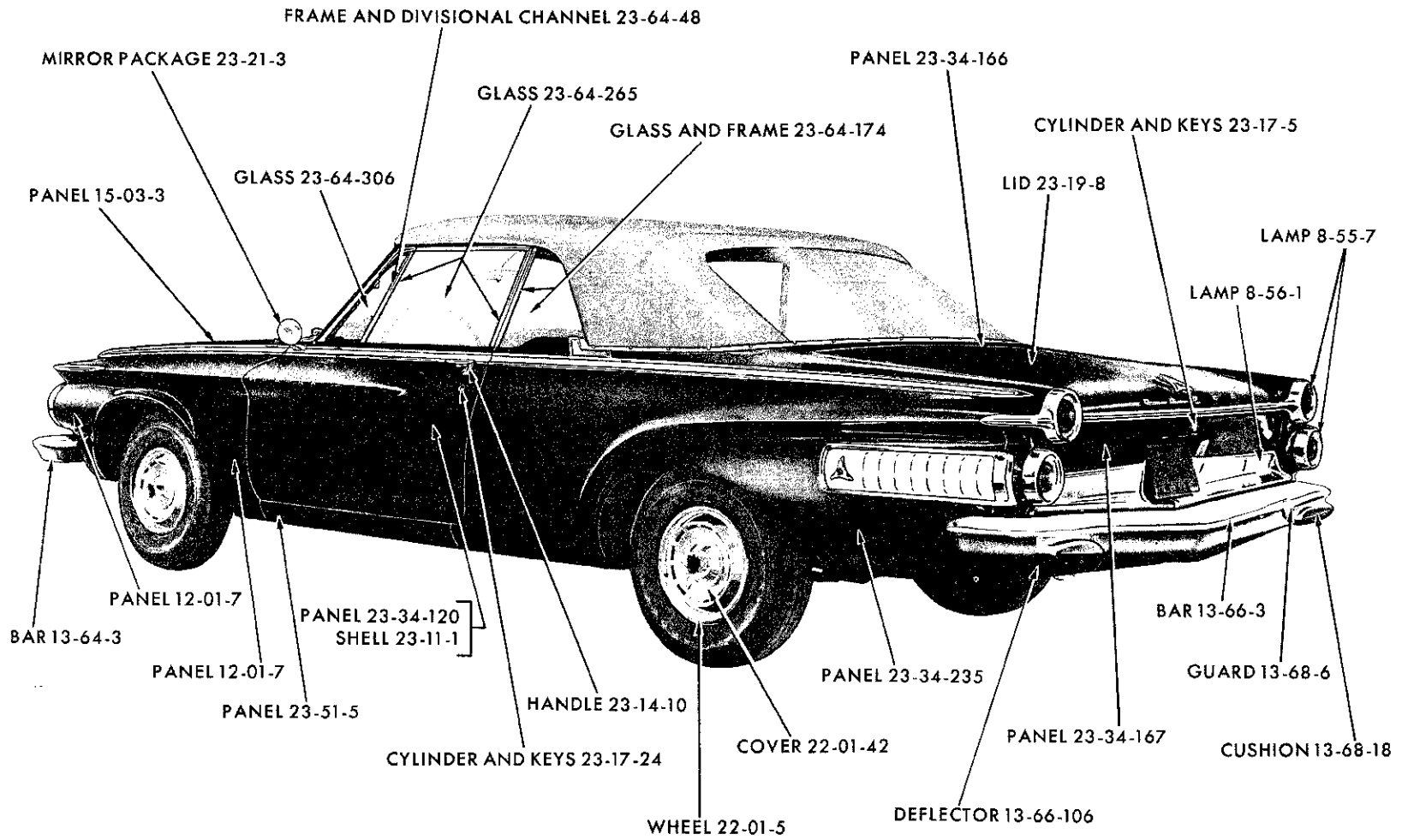
REAR EXTERIOR - DODGE SD1-2 SUBURBAN



**For Moulding Information
see Moulding Illustrations**

19x9303

REAR EXTERIOR - DODGE SD2-P SPECIAL CLUB COUPE

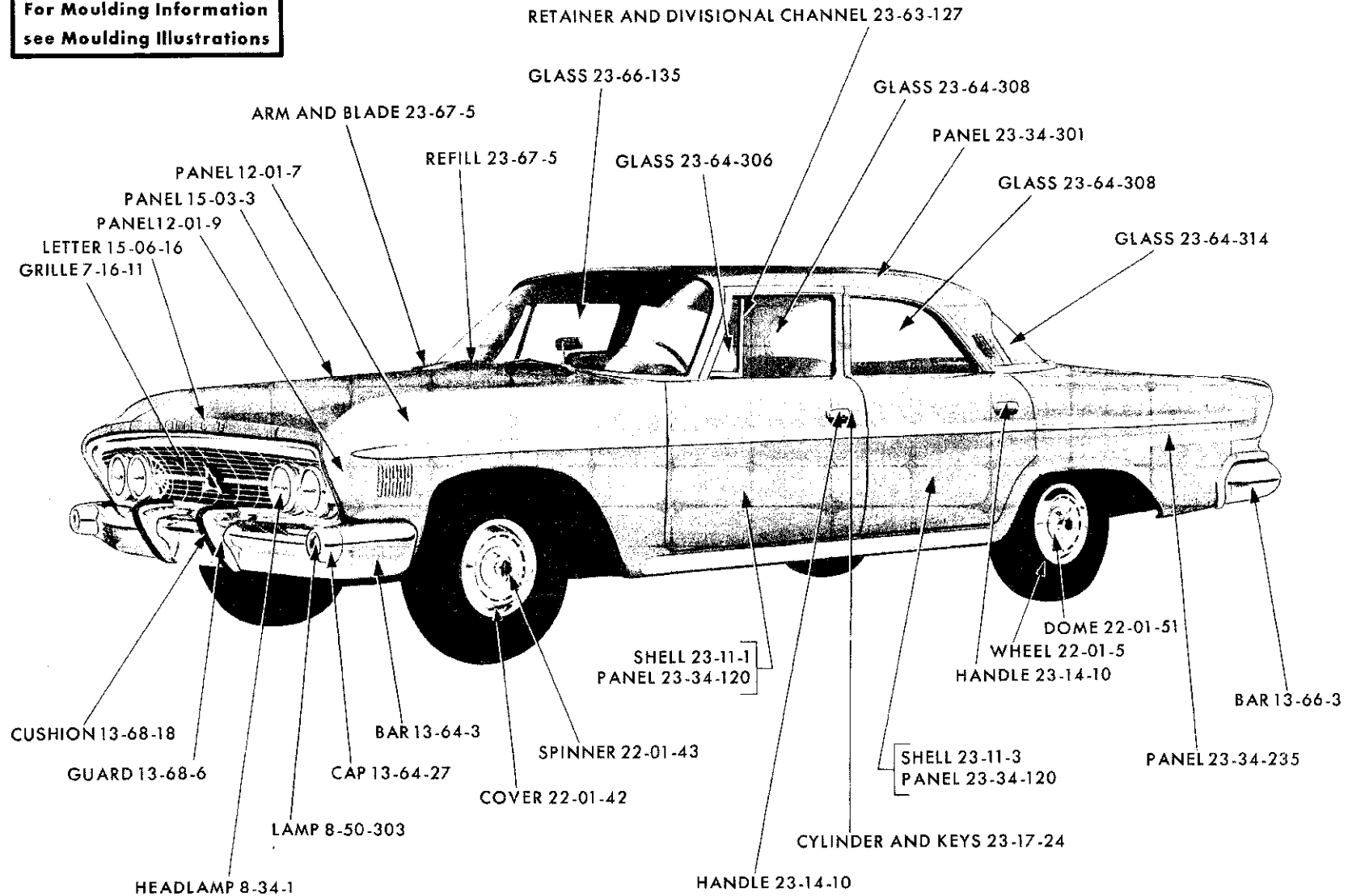


**For Moulding Information
see Moulding Illustrations**

19x9304

REAR EXTERIOR - DODGE SD2-P CONVERTIBLE COUPE

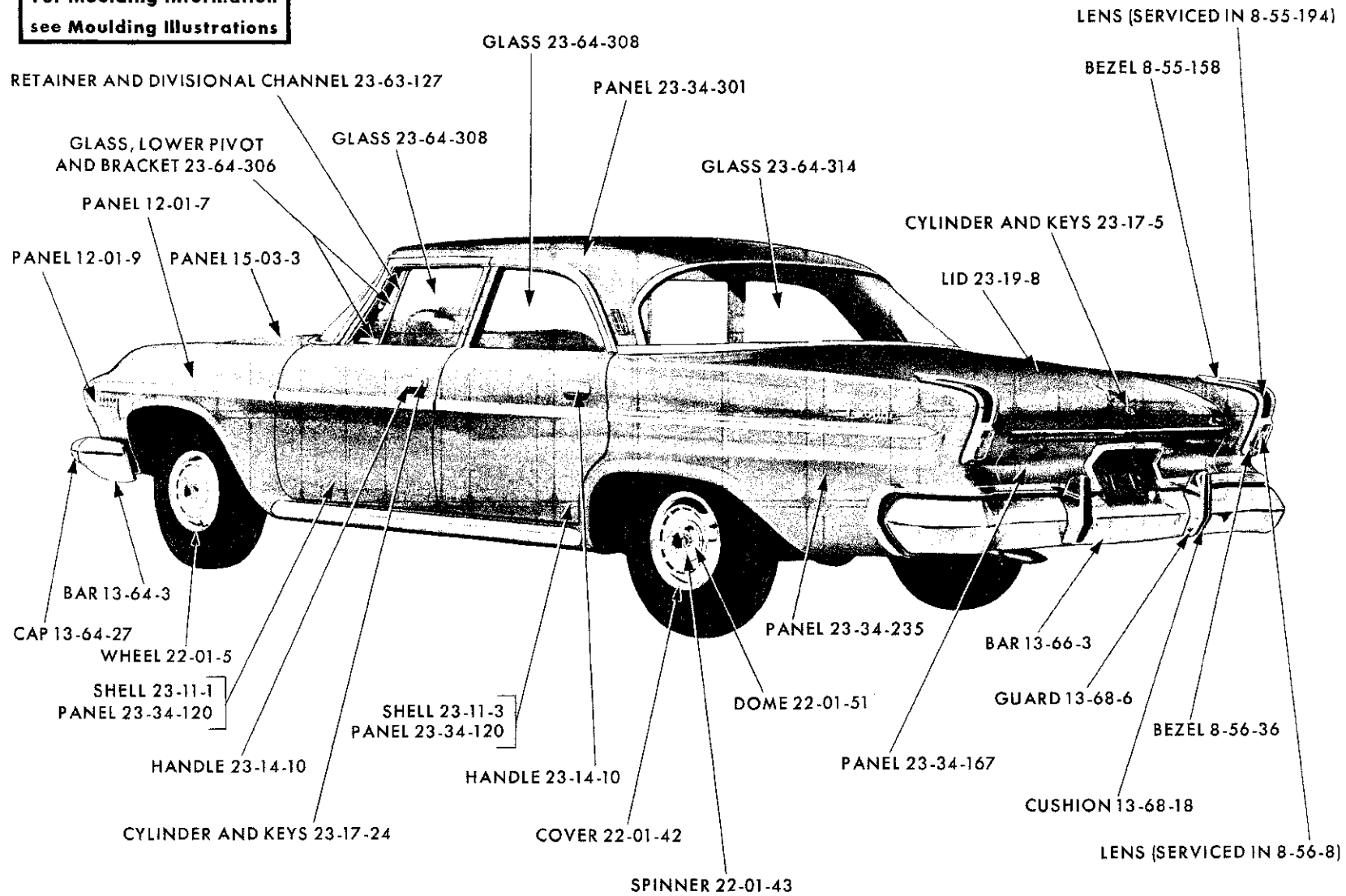
**For Moulding Information
see Moulding Illustrations**



FRONT EXTERIOR - DODGE SD3 4 DOOR SEDAN

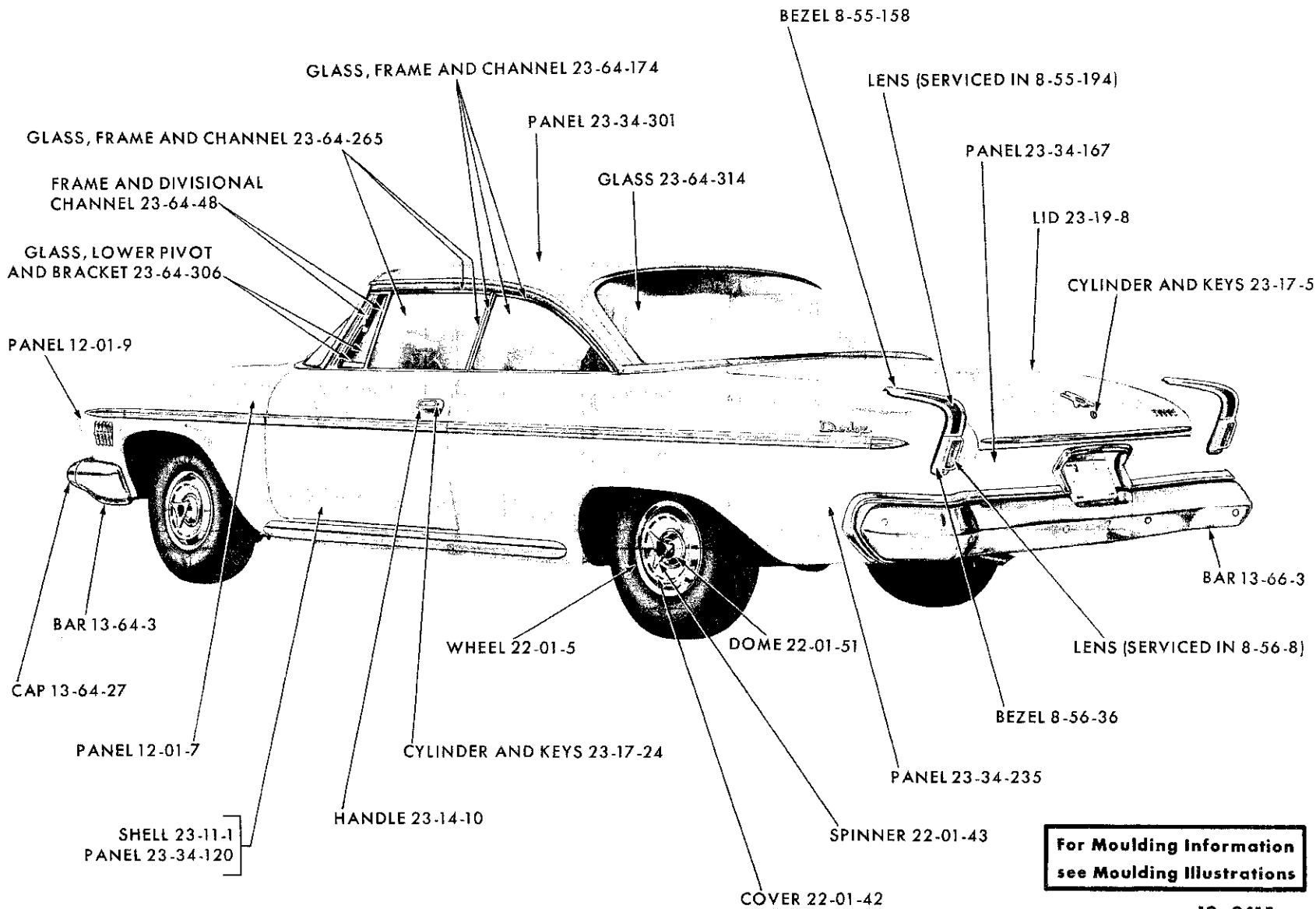
19x9413

**For Moulding Information
see Moulding Illustrations**



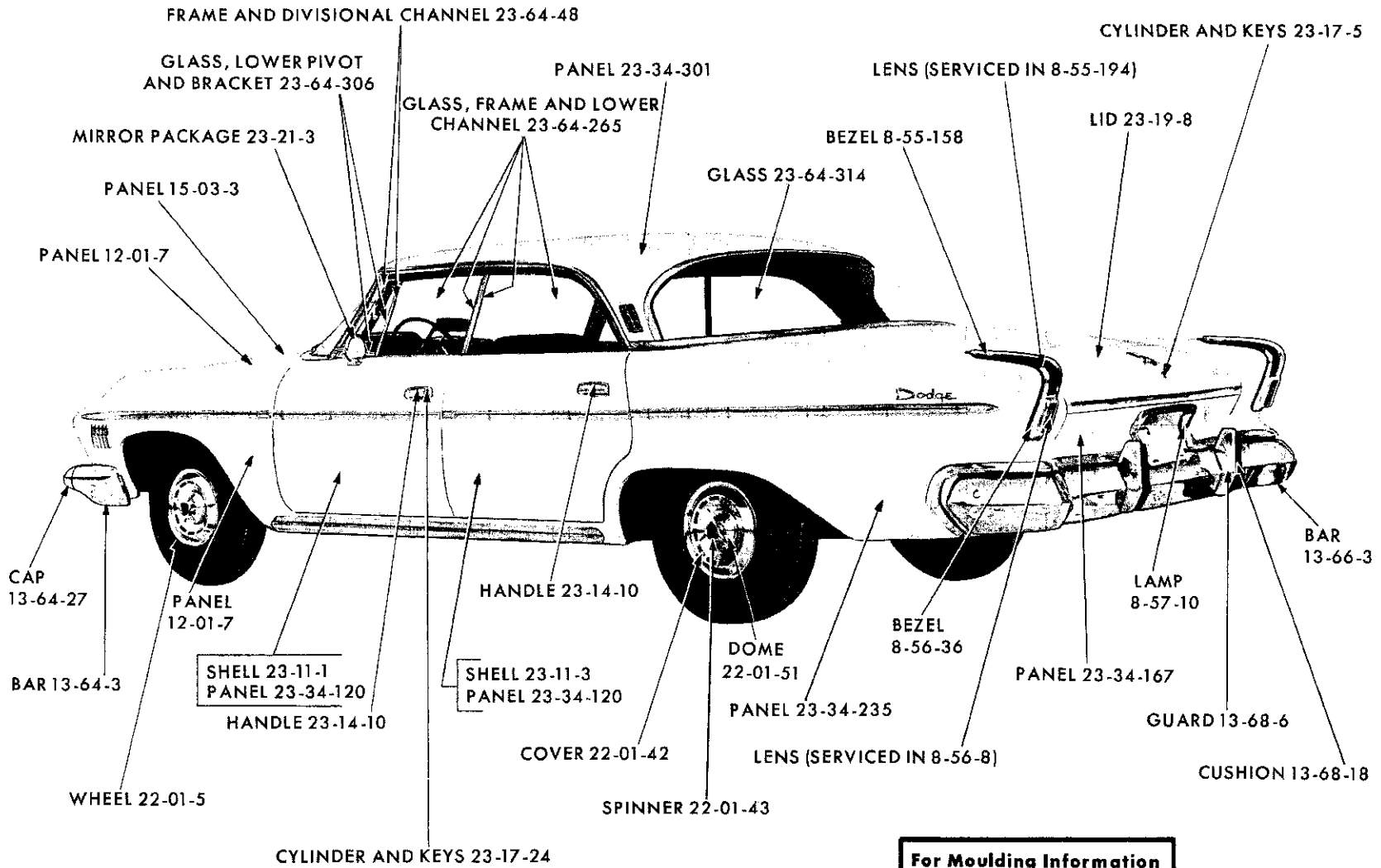
19x9414

REAR EXTERIOR - DODGE SD3 4 DOOR SEDAN



19x9415

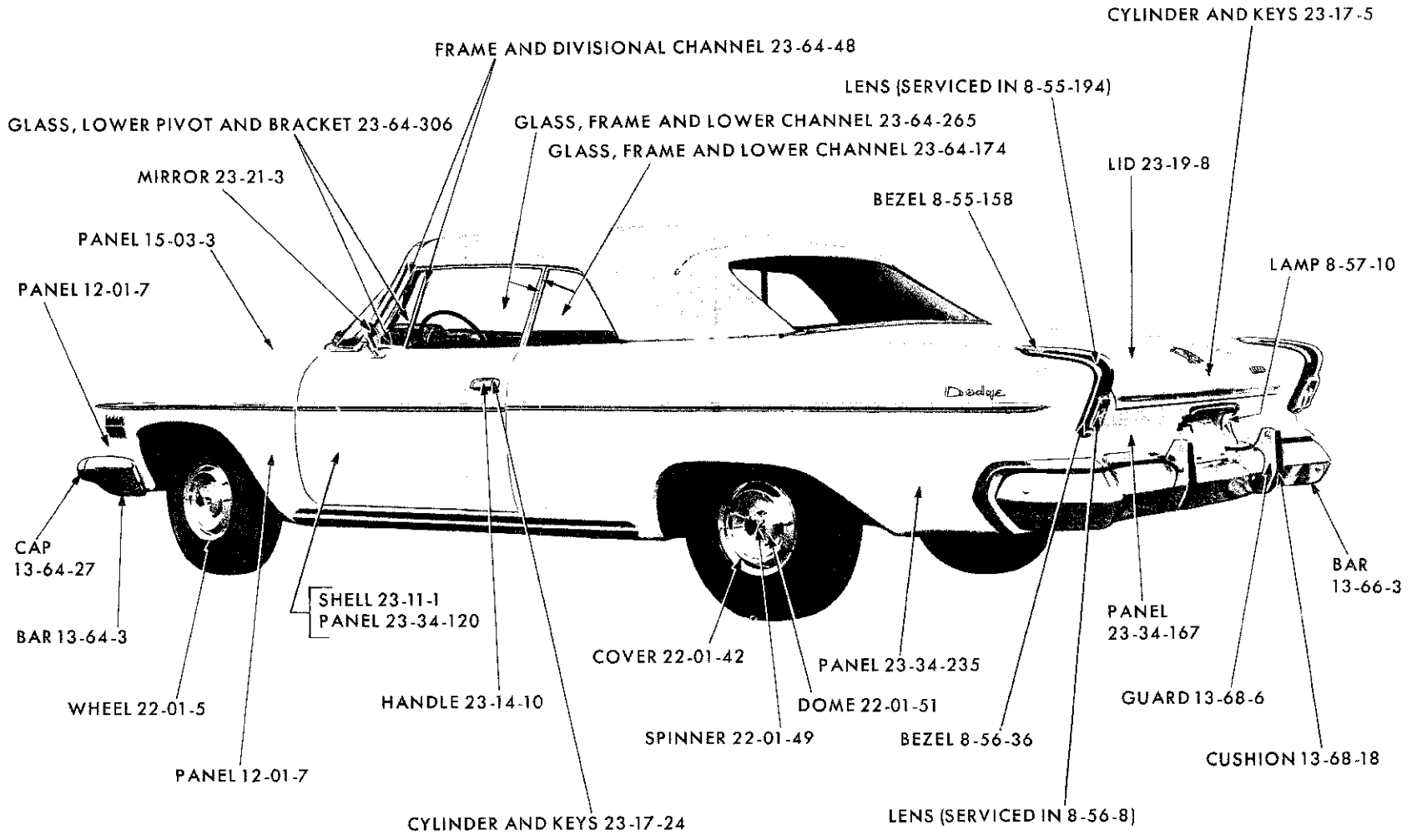
REAR EXTERIOR - DODGE SD3 SPECIAL CLUB COUPE



**For Moulding Information
see Moulding Illustrations**

19x9425

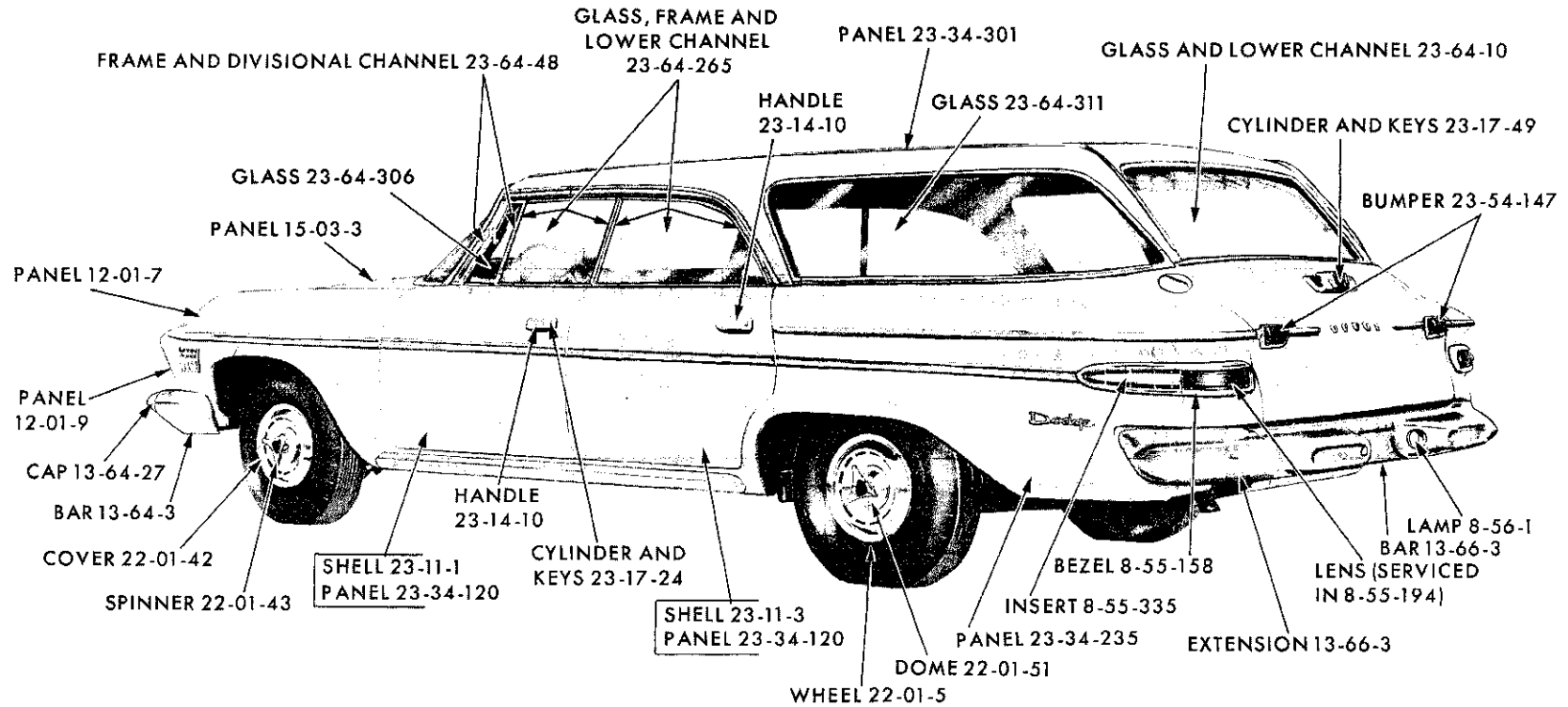
REAR EXTERIOR - DODGE SD3 SPECIAL 4 DOOR SEDAN



**For Moulding Information
see Moulding Illustrations**

19x9424

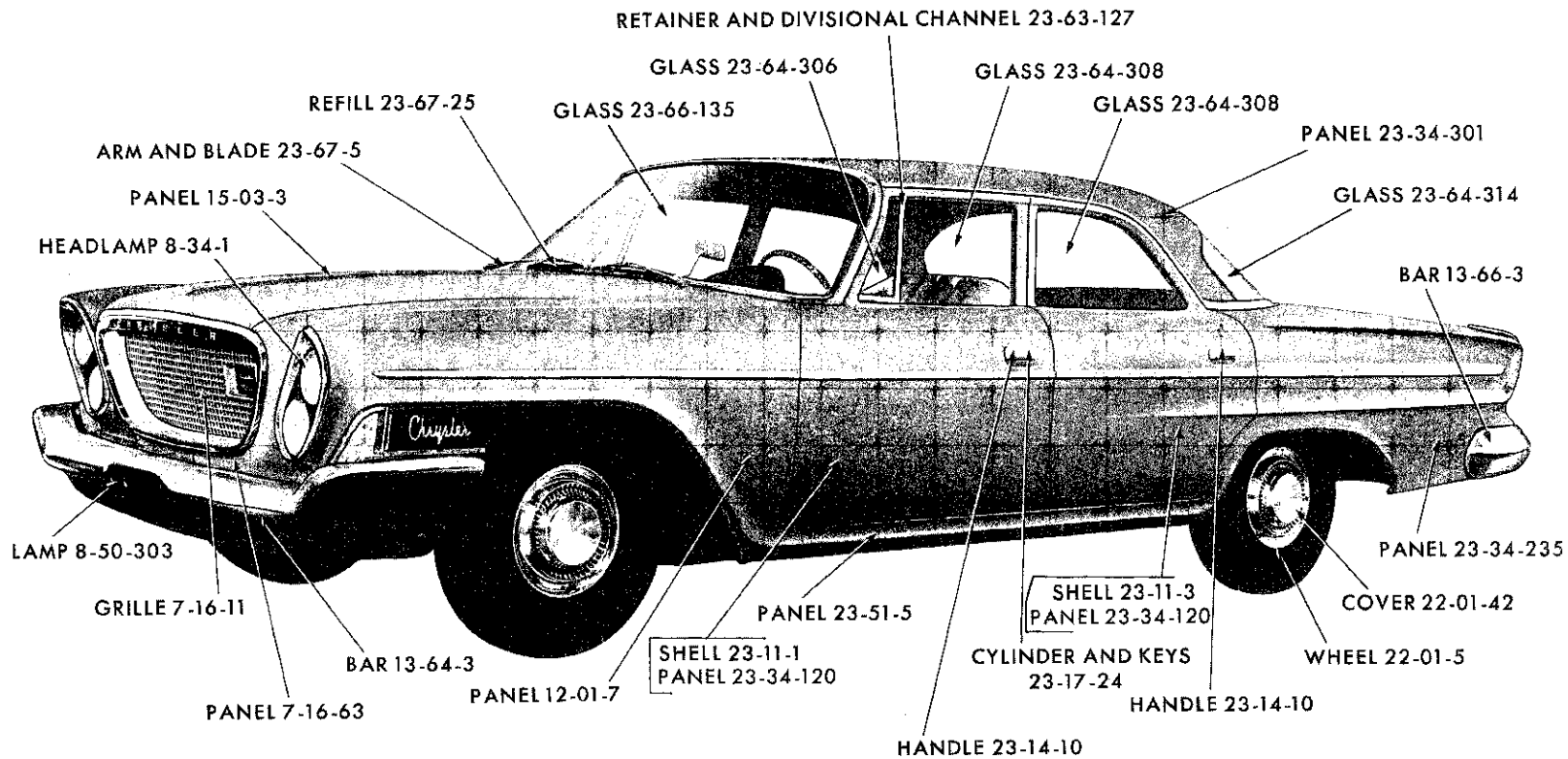
REAR EXTERIOR - DODGE SD3 CONVERTIBLE COUPE



**For Moulding Information
see Moulding Illustrations**

19x9426

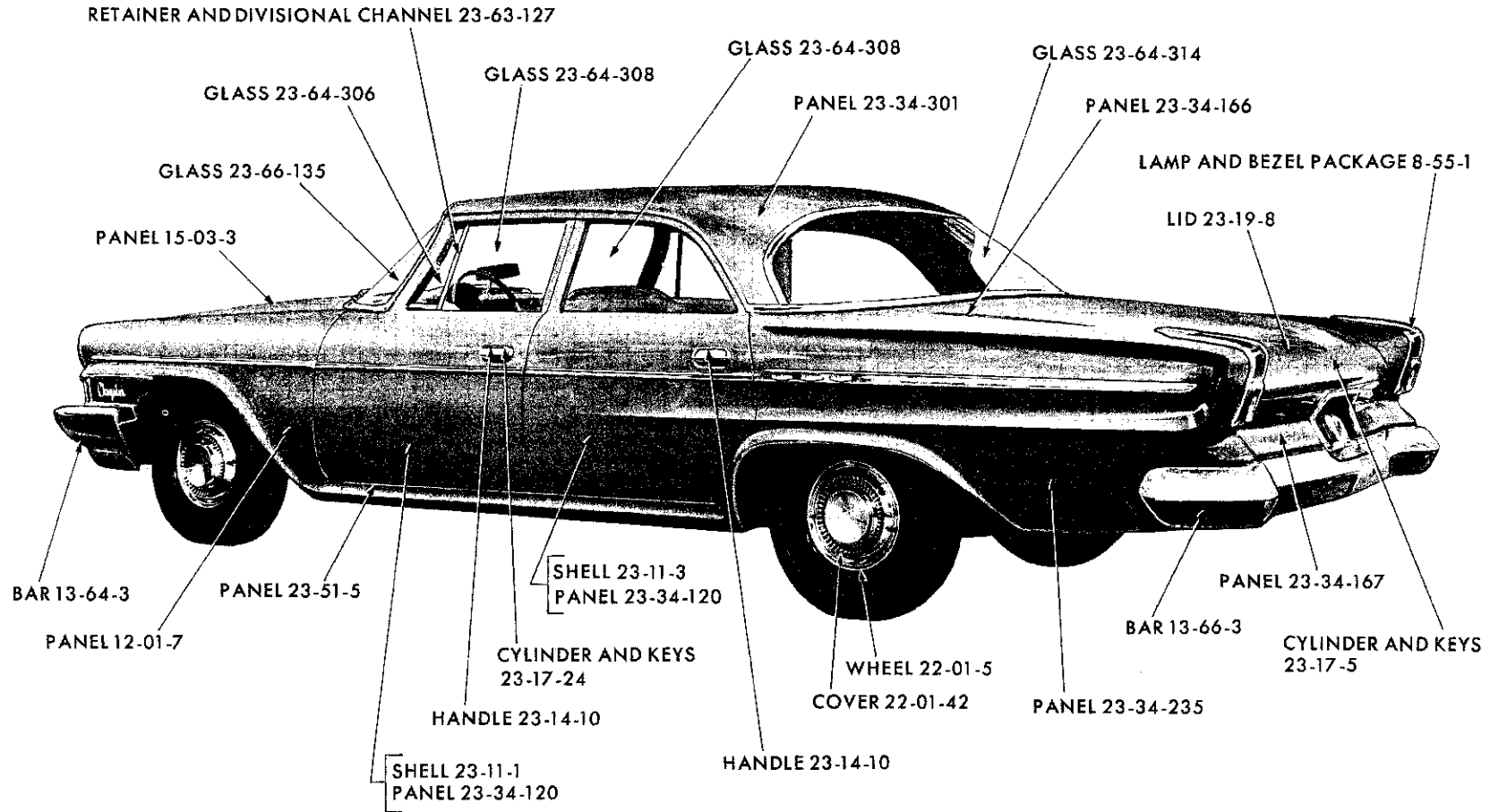
REAR EXTERIOR - DODGE SD3 4 DOOR SUBURBAN



**For Moulding Information
see Moulding Illustrations**

19x9248

FRONT EXTERIOR - CHRYSLER SC1-3 4 DOOR SEDAN

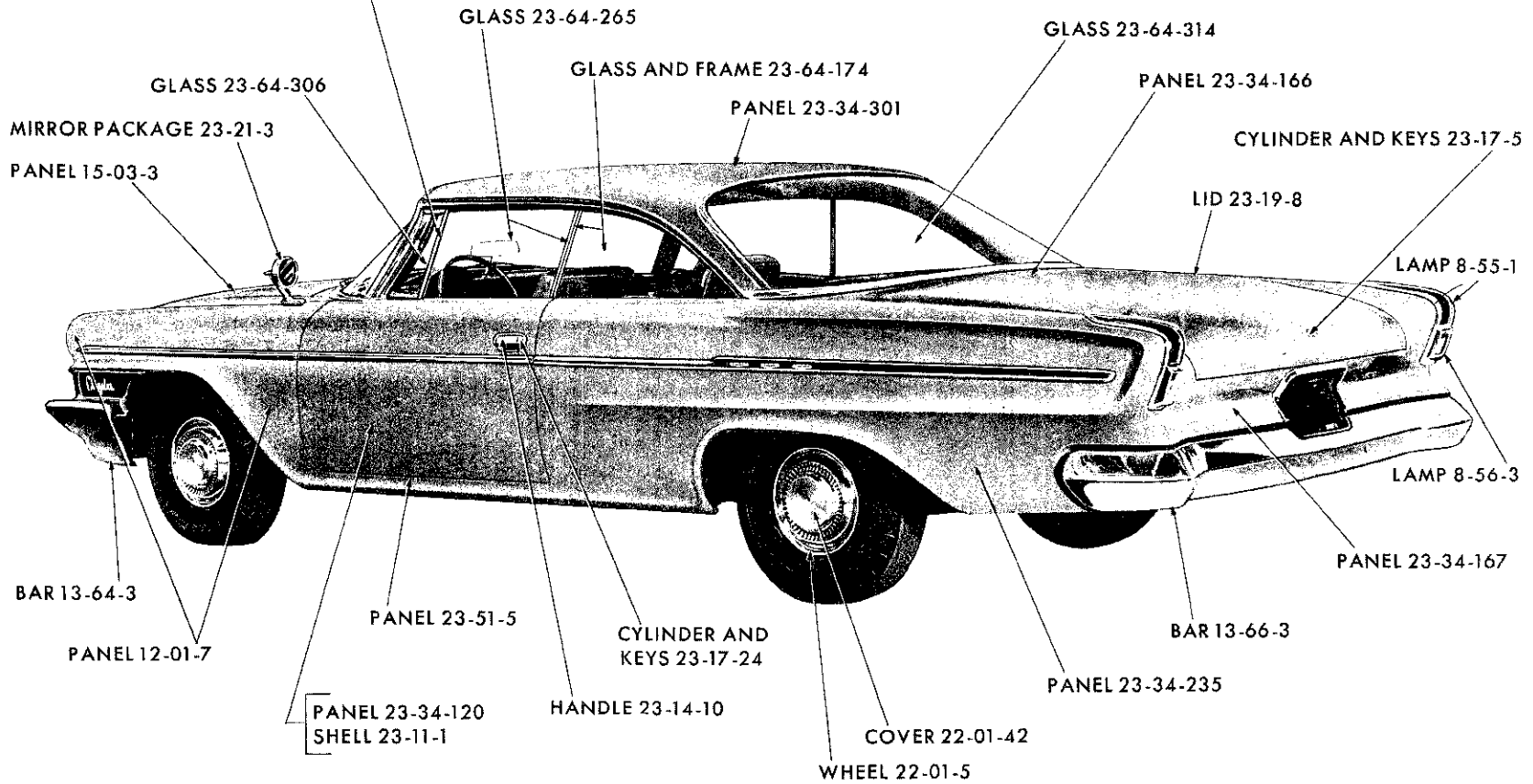


**For Moulding Information
see Moulding Illustrations**

19x9251

REAR EXTERIOR - CHRYSLER SC1-3 4 DOOR SEDAN

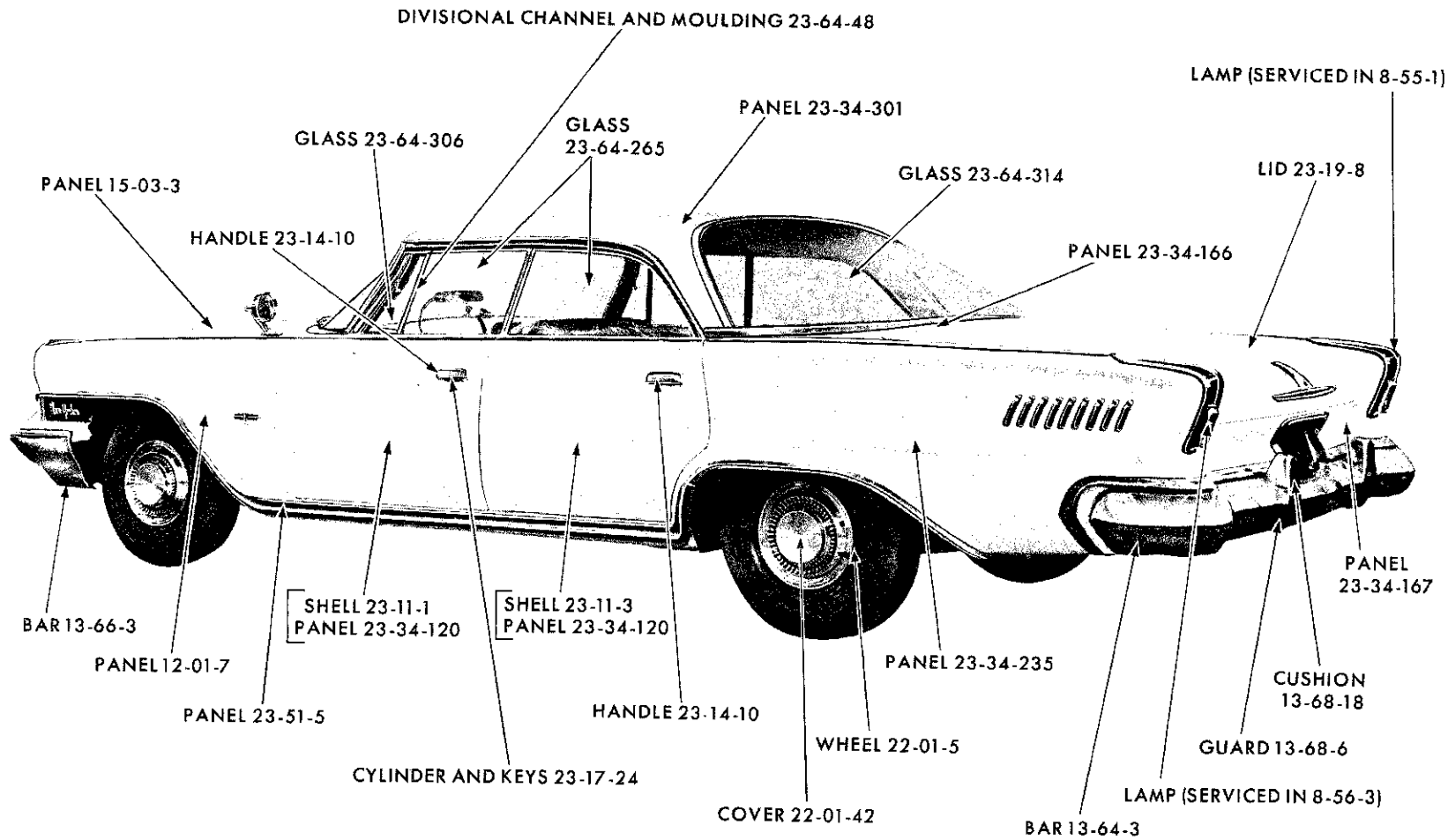
DIVISIONAL CHANNEL AND MOULDING 23-64-48



**For Moulding Information
see Moulding Illustrations**

19x9228

REAR EXTERIOR - CHRYSLER SC1-2 SPECIAL CLUB COUPE



**For Moulding Information
see Moulding Illustrations**

REAR EXTERIOR - CHRYSLER SC1-2-3 SPECIAL 4 DOOR SEDAN

19x9231

DIVISIONAL CHANNEL AND WEATHERSTRIP RETAINER 23-64-48

DIVISIONAL CHANNEL AND MOULDING 23-64-48

GLASS 23-64-265

PANEL 23-34-166

GLASS 23-64-306

GLASS AND FRAME 23-64-174

LAMP AND BEZEL PACKAGE 8-55-1

MIRROR PACKAGE 23-21-3

CYLINDER AND KEYS 23-17-5

PANEL 15-03-3

LID 23-19-8

BAR 13-64-3

PANEL 23-34-167

SHELL 23-11-1
PANEL 23-34-120

PANEL 23-51-5

BAR 13-66-3

HANDLE 23-14-10

PANEL 23-34-235

CYLINDER AND KEYS 23-17-24

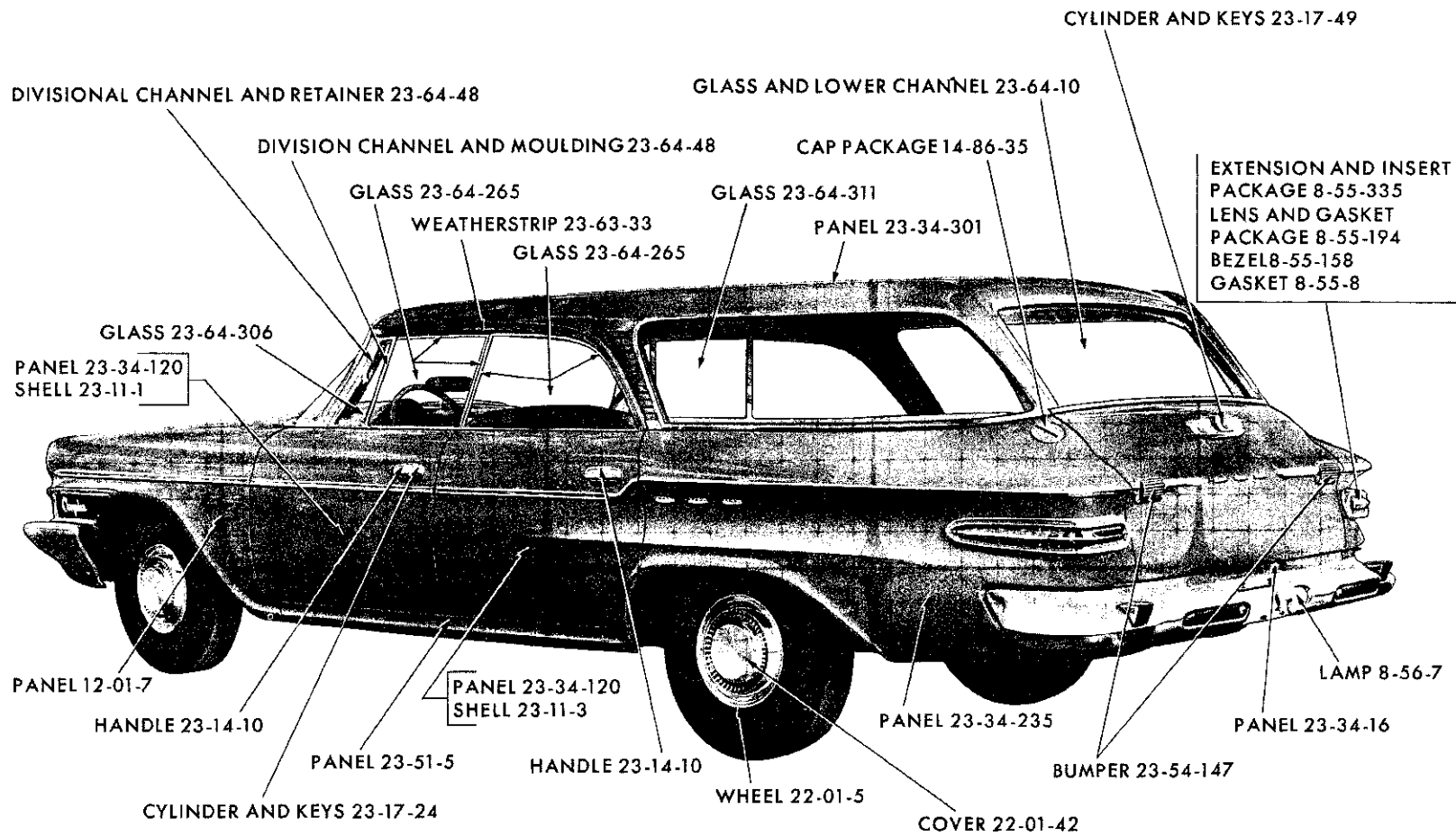
COVER 22-01-42

WHEEL 22-01-5

**For Moulding Information
see Moulding Illustrations**

19x9247

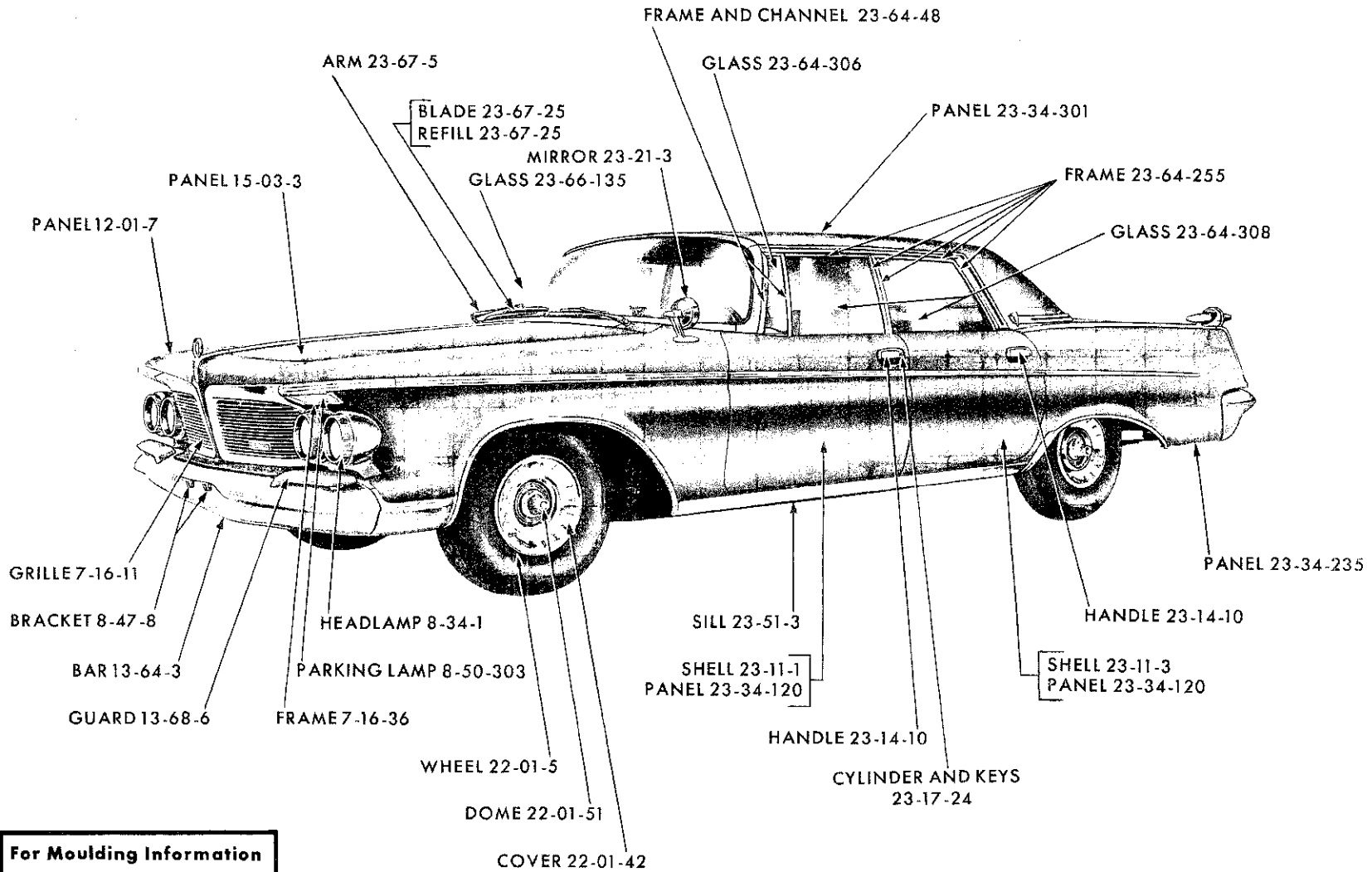
REAR EXTERIOR - CHRYSLER SC1-2 CONVERTIBLE COUPE



For Moulding Information
see Moulding Illustrations

19x9252

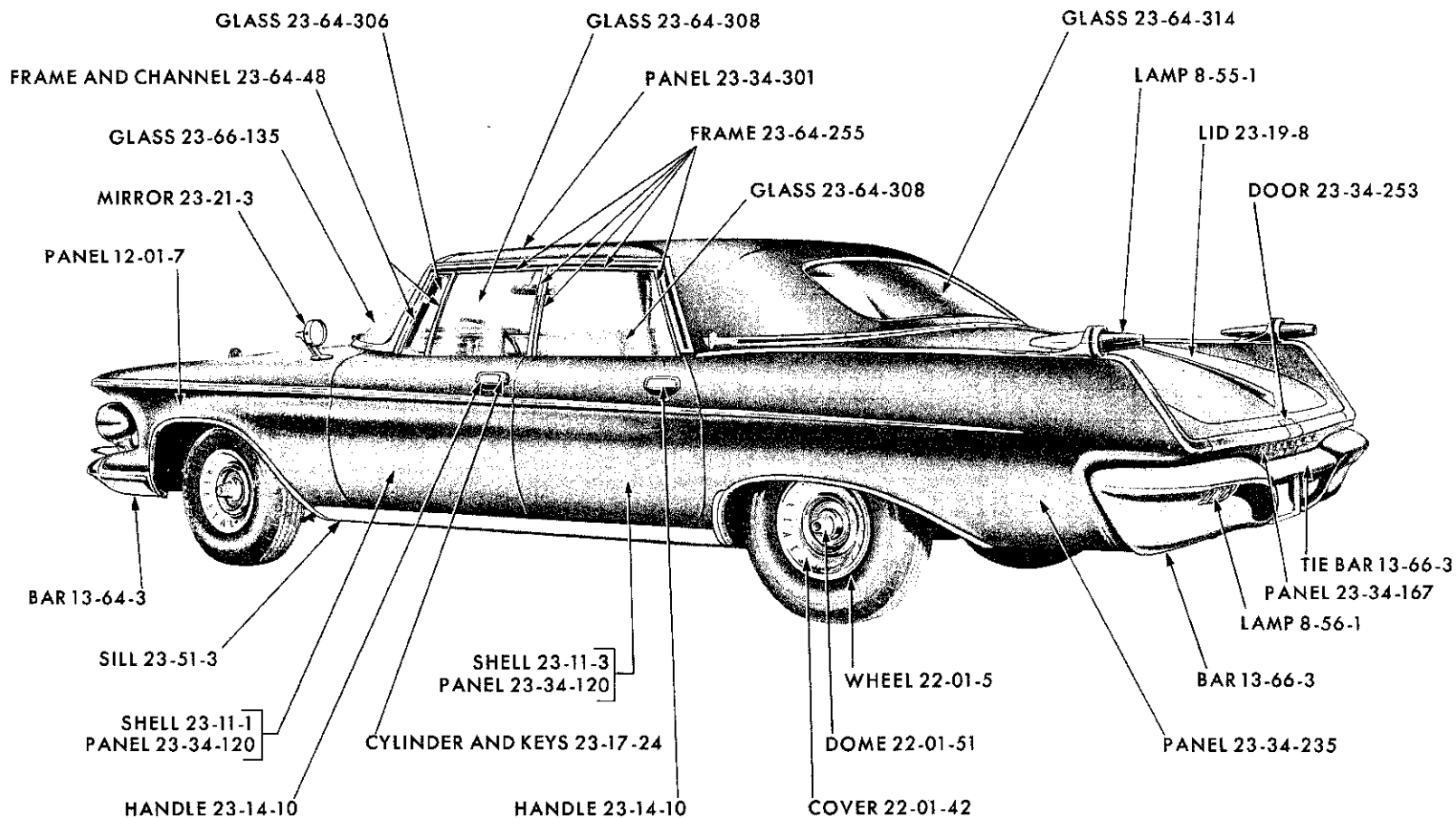
REAR EXTERIOR - CHRYSLER SC1-3 SUBURBAN



For Moulding Information
see Moulding Illustrations

FRONT EXTERIOR - IMPERIAL SY1 SPECIAL 4 DOOR SEDAN

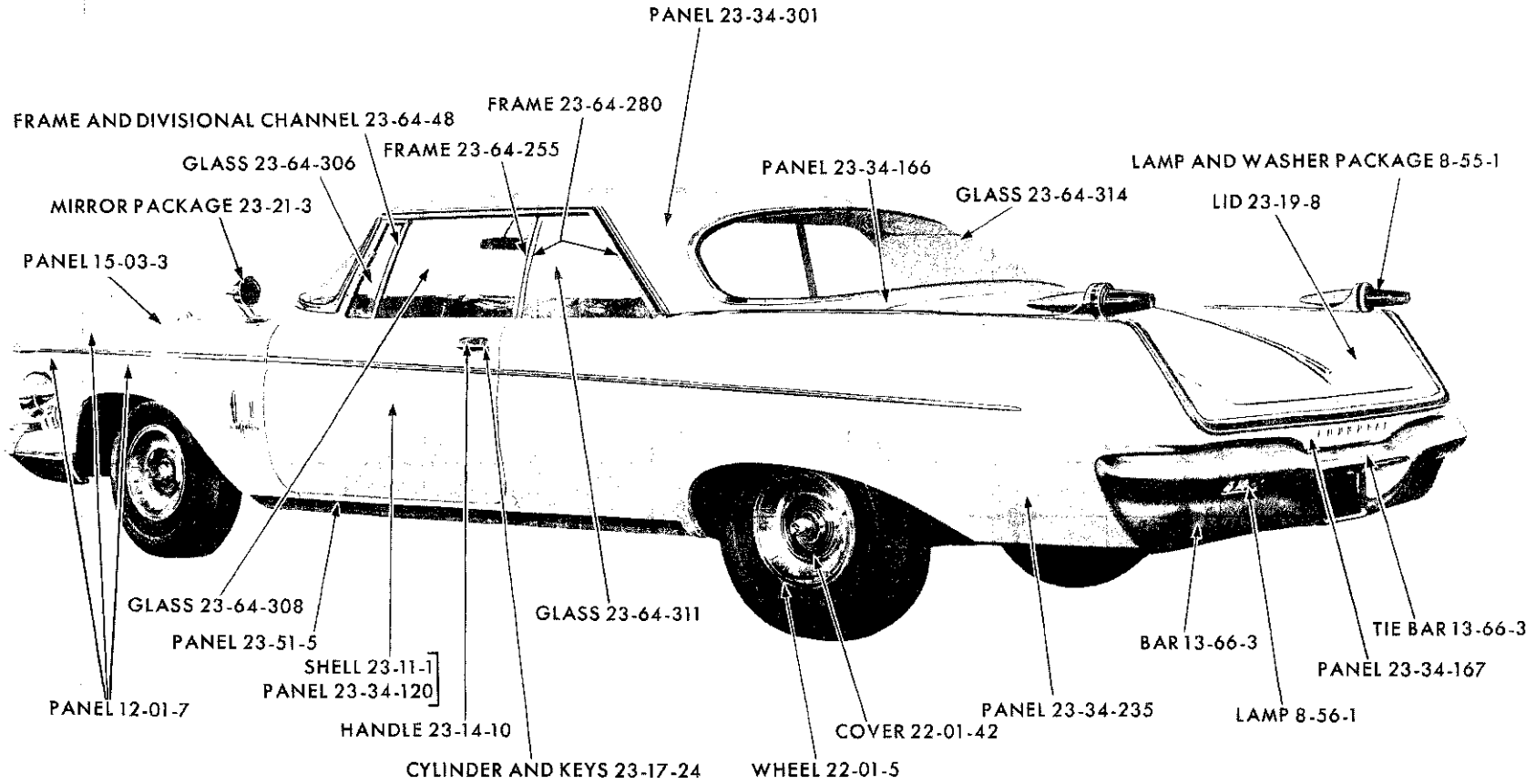
19x9159



**For Moulding Information
see Moulding Illustrations**

19x9160

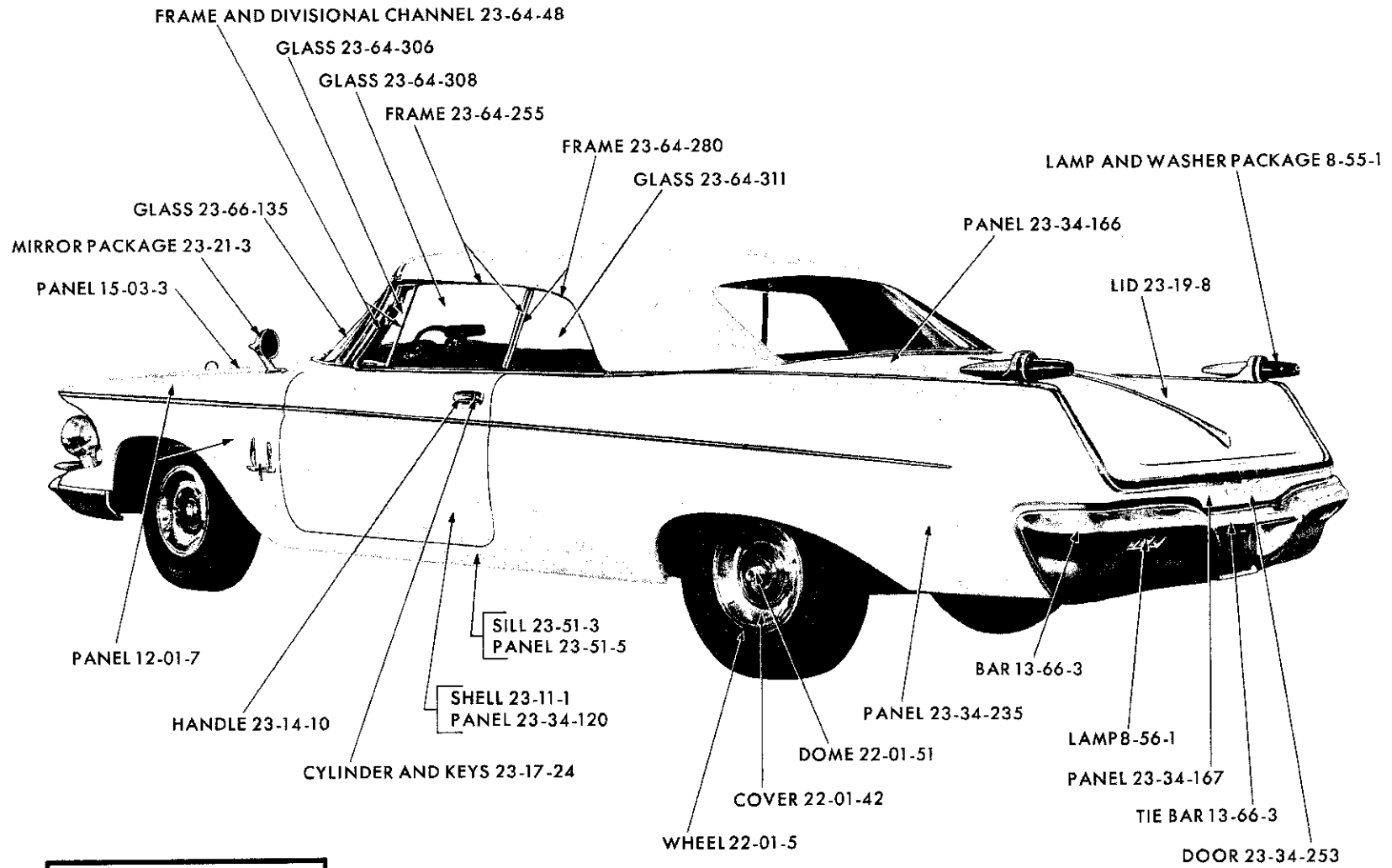
REAR EXTERIOR - IMPERIAL SY1 SPECIAL 4 DOOR SEDAN



**For Moulding Information
see Moulding Illustrations**

REAR EXTERIOR - IMPERIAL SY1 SPECIAL CLUB COUPE

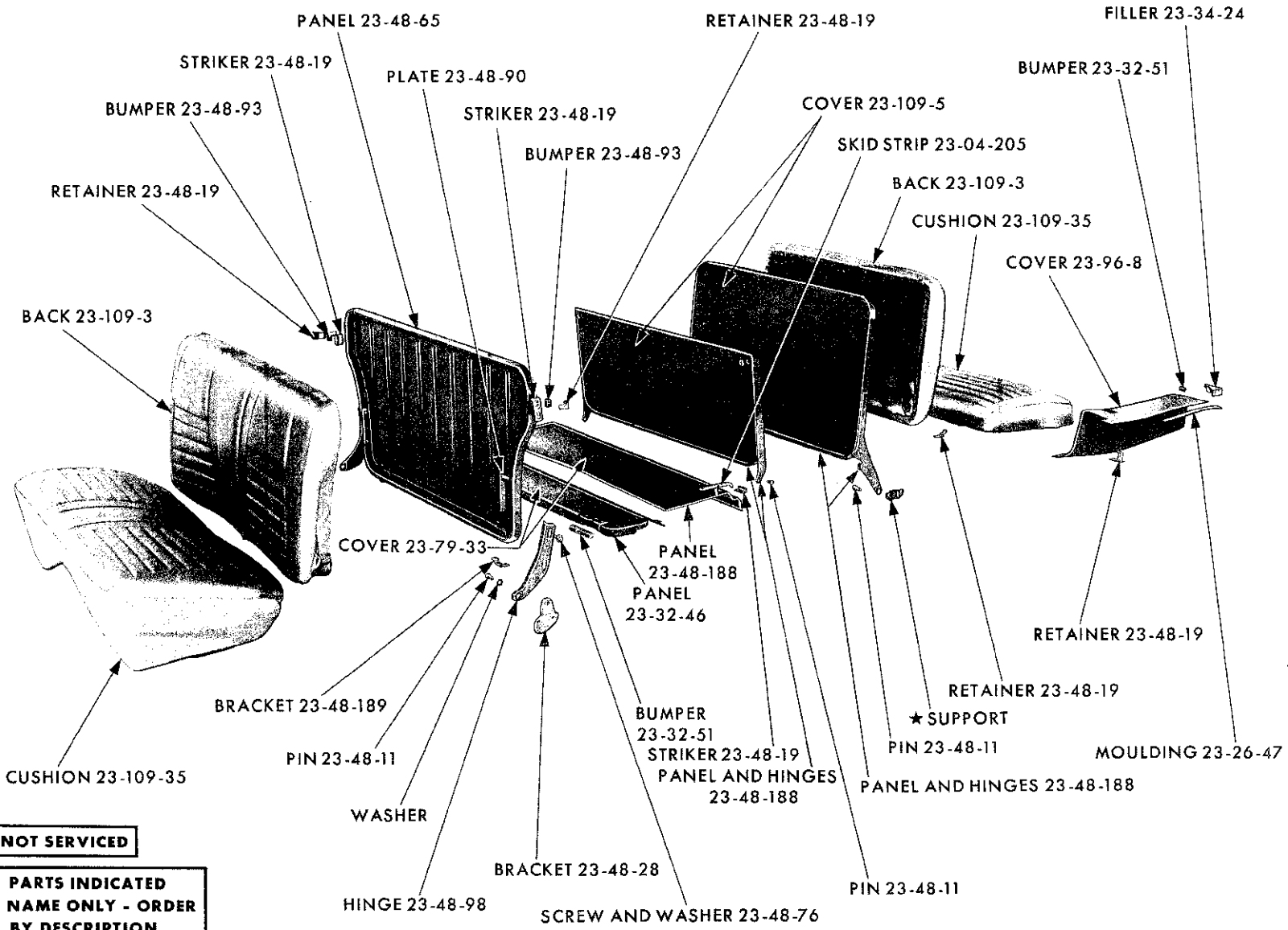
19x9290



**For Moulding Information
see Moulding Illustrations**

19x9277

REAR EXTERIOR - IMPERIAL SY1 CONVERTIBLE COUPE

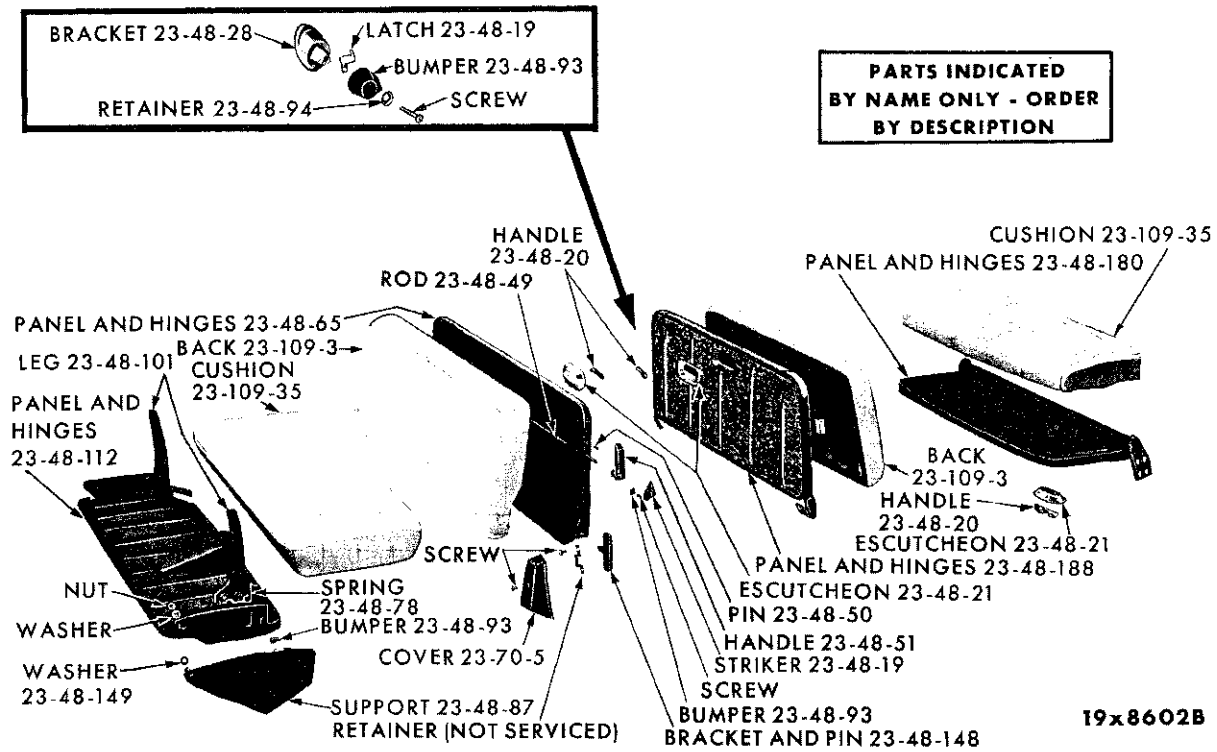


★ NOT SERVICED

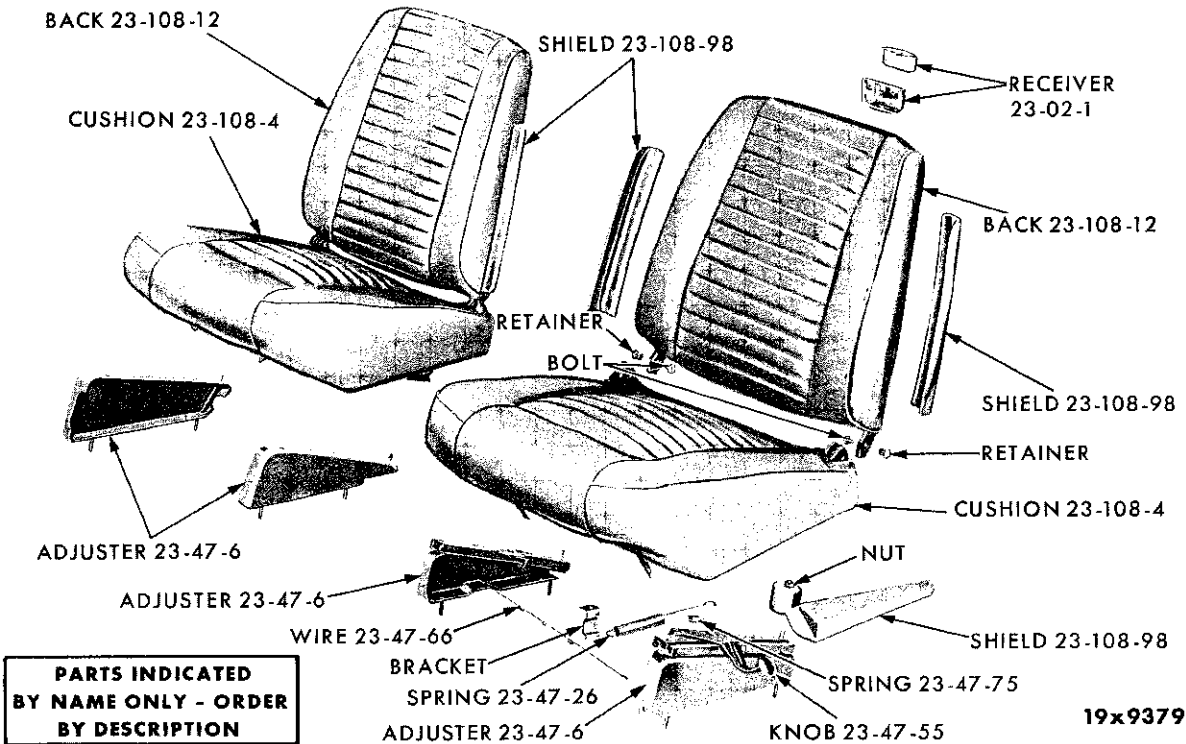
PARTS INDICATED BY NAME ONLY - ORDER BY DESCRIPTION

19x9416A

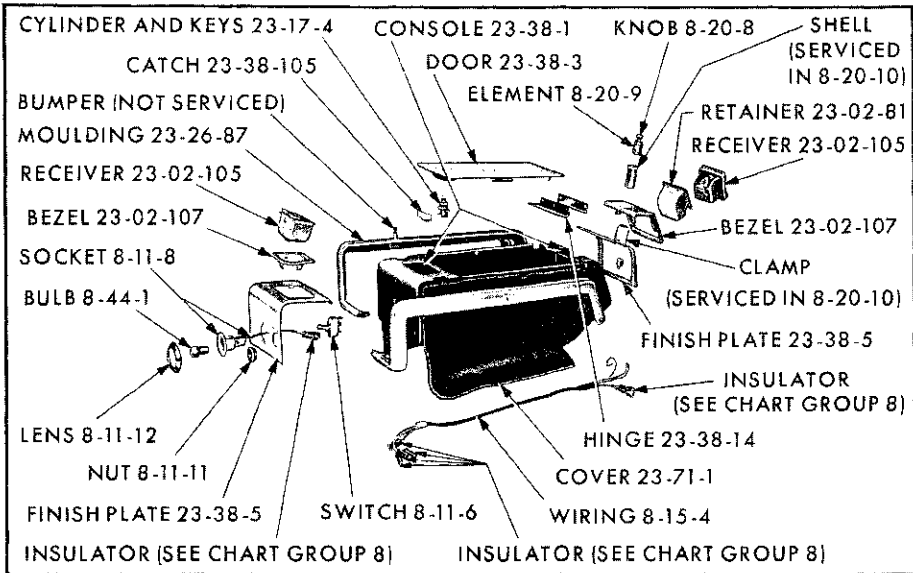
SUBURBAN SEATS - PLYMOUTH SP1-2 AND DART SD1-2



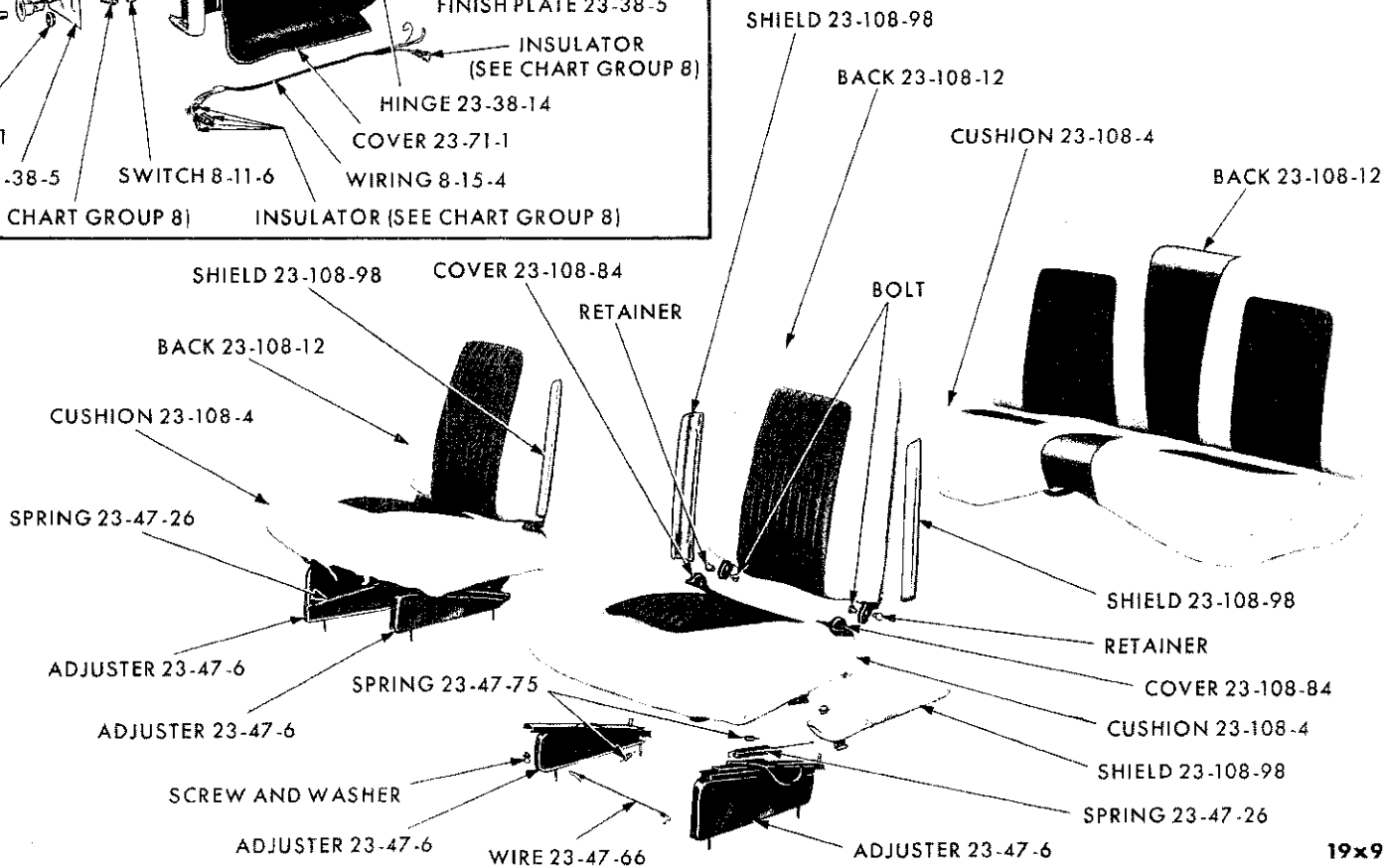
SUBURBAN SEATS - CHRYSLER SC1-2-3



SEATS - VALIANT SV1 AND LANCER SL1

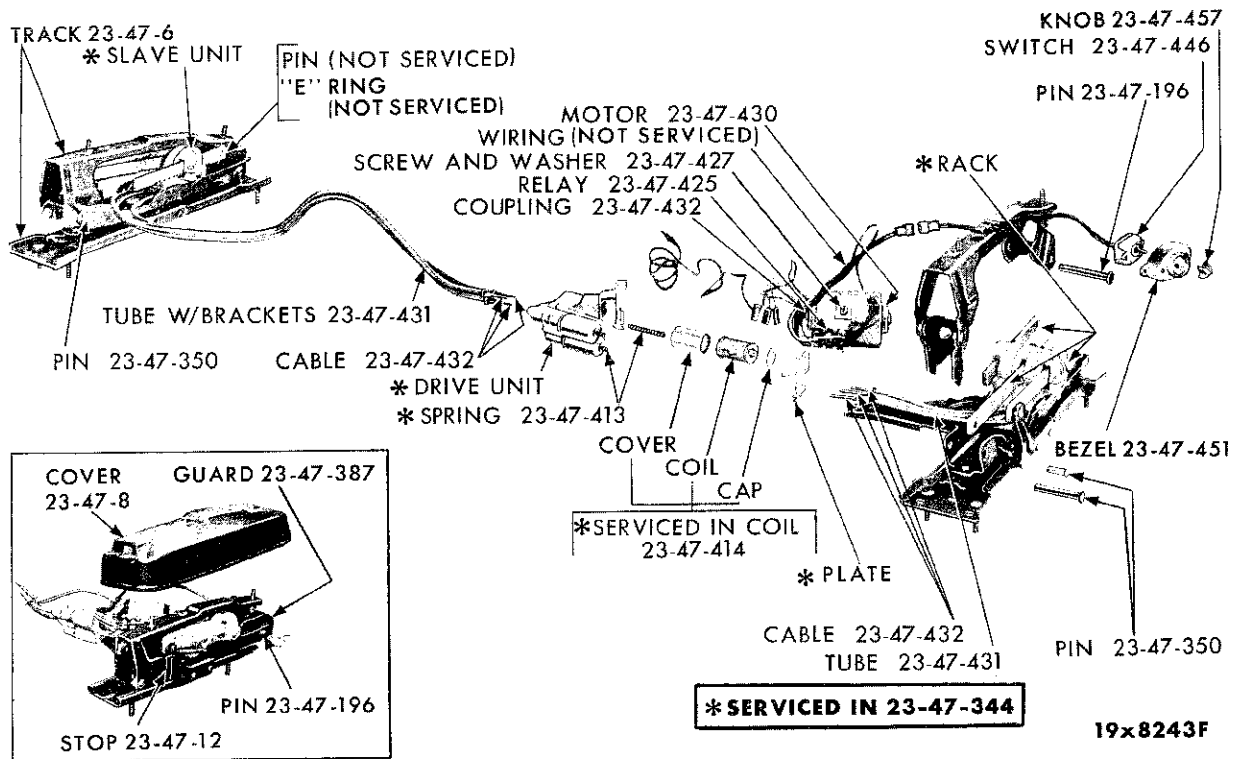


PARTS INDICATED
 BY NAME ONLY - ORDER
 BY DESCRIPTION

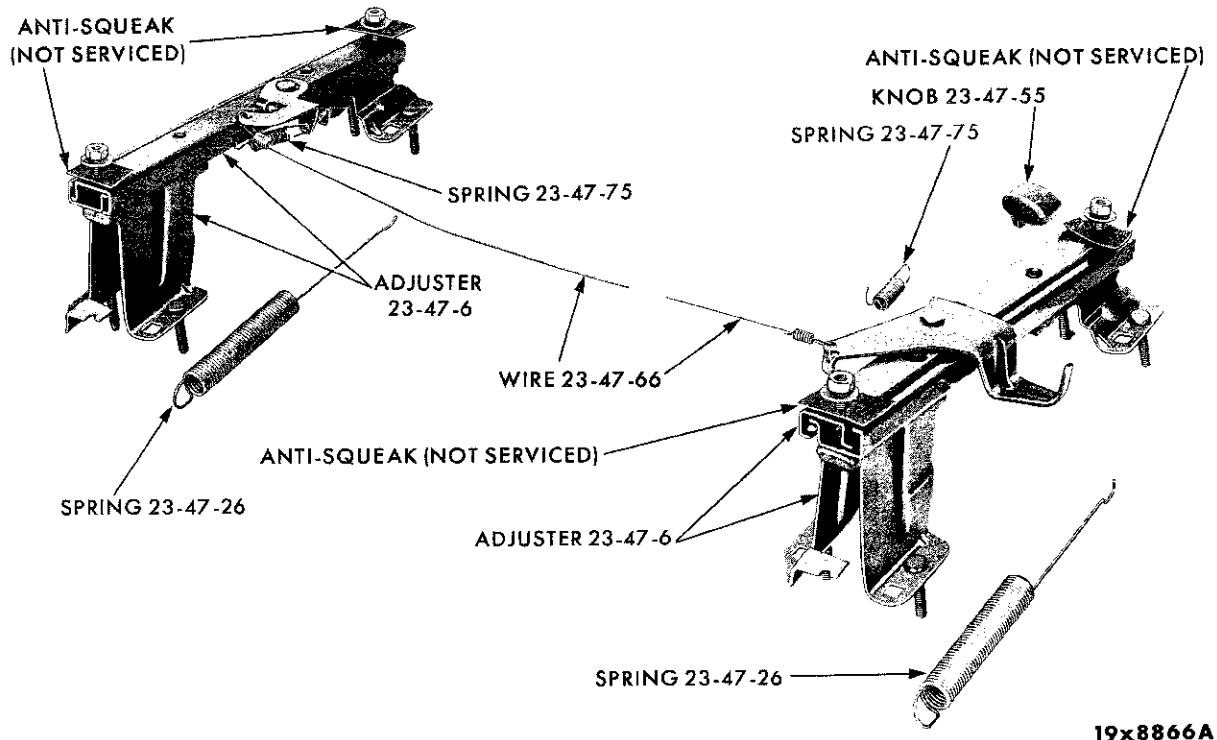


19x9402

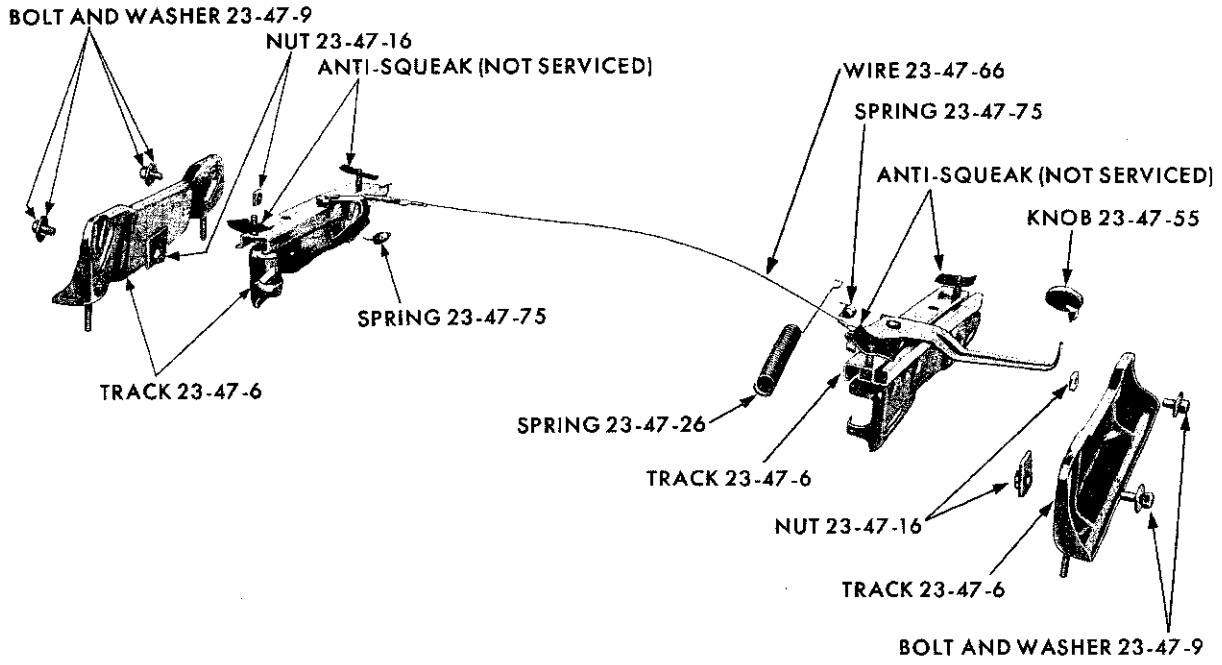
SEATS - DODGE POLARA SD2-P



ELECTRIC SEAT ADJUSTER



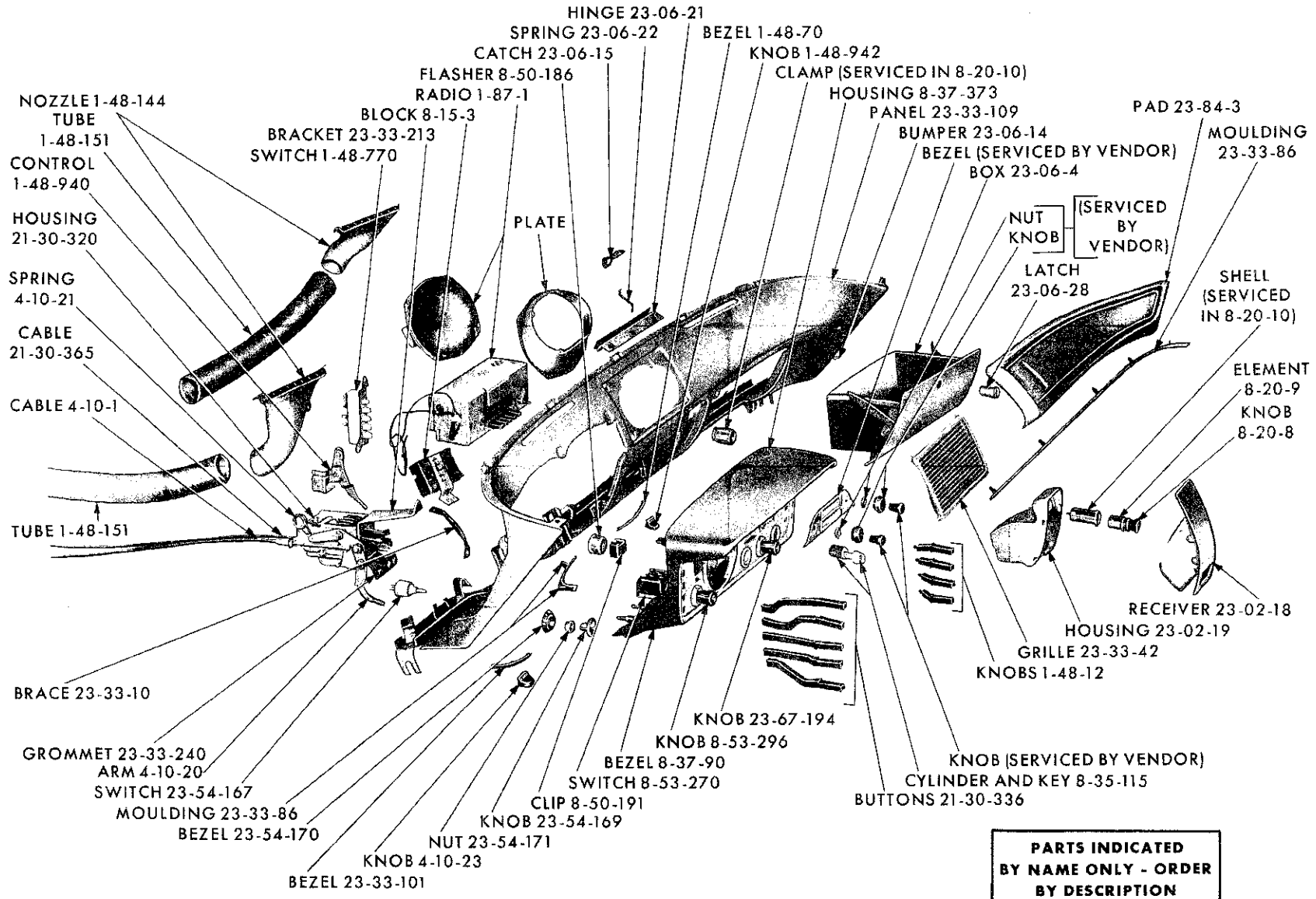
MANUAL SEAT ADJUSTER - VALIANT SV1 AND LANCER SL1



19x8815

MANUAL SEAT ADJUSTER - EXCEPT VALIANT SV1 AND LANCER SL1

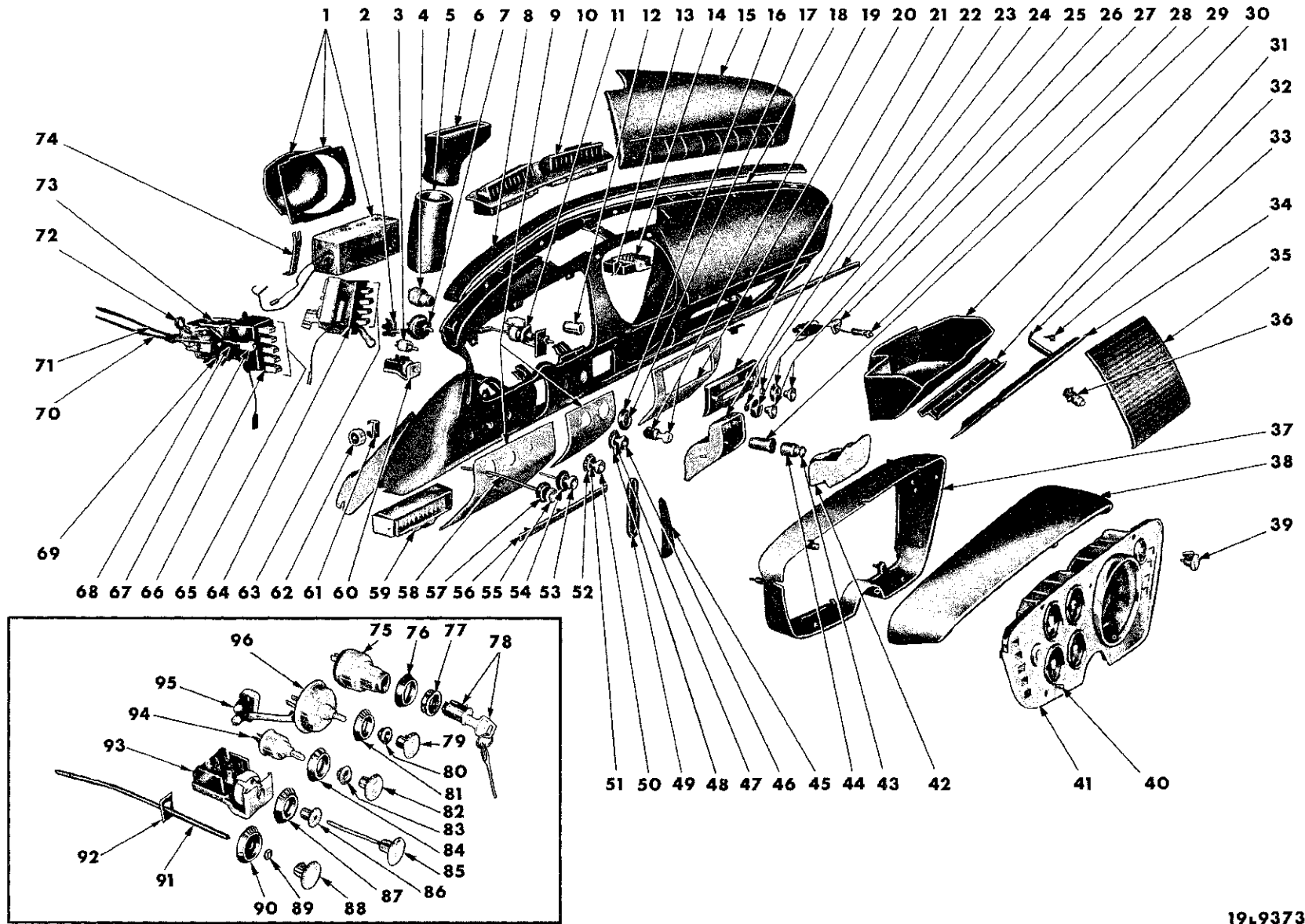
NOTES



**PARTS INDICATED
BY NAME ONLY - ORDER
BY DESCRIPTION**

19x9375

INSTRUMENT PANEL - VALIANT SV1 AND LANCER SL1



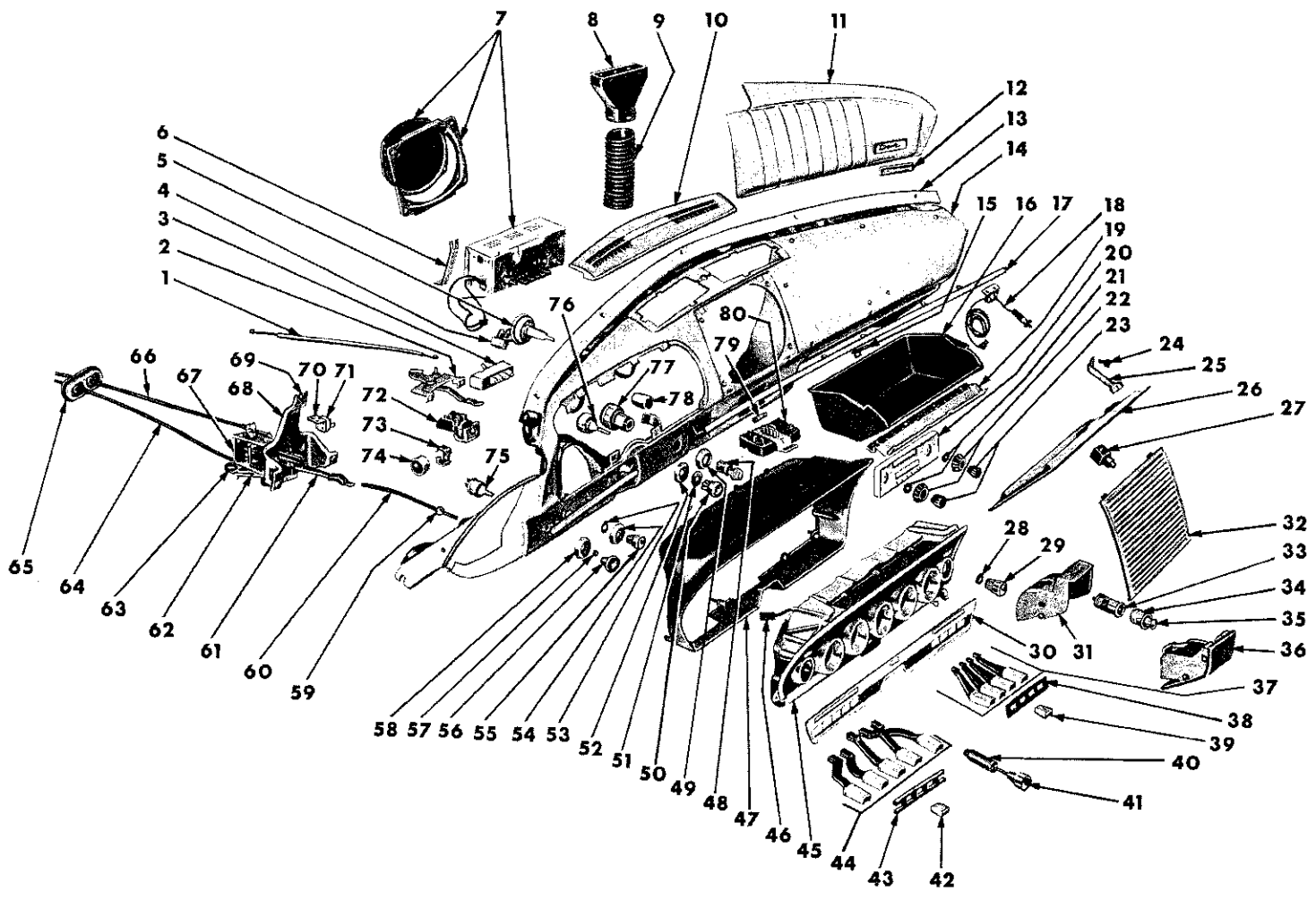
19L9373

INSTRUMENT PANEL - PLYMOUTH SP1-2

INSTRUMENT PANEL - PLYMOUTH SP1-2

Ref. No.	Name	Part Type Code	Ref. No.	Name	Part Type Code
1	Radio	1-87-1	50	Knob	23-54-169
2	Circuit Breaker	23-67-163	51	Nut	23-54-171
3	Switch	23-54-167	52	Bezel	23-54-170
4	Switch	8-35-59	53	Knob	8-53-296
5	Tube	24-28-24	54	Bezel	8-53-294
6	Connector		55	Knob	4-25-3
7	Switch	23-67-160	56	Moulding	23-33-86
8	Moulding	23-22-145	57	Bezel	23-33-231
9	Plate	23-33-135	58	Rod	4-25-14
10	Bezel and Louver	24-28-75	59	Spot Cooler	24-28-387
11	Switch	1-48-770	60	Switch	8-53-270
12	Clamp (Serviced in 8-20-10)		61	Clip	8-50-191
13	Fuse	8-17-2	62	Flasher	8-50-186
14	Block	8-15-3	63	Buttons	1-48-12 & 24-24-164
15	Pad	23-84-3			
16	Bezel	8-35-85	64	Control	1-48-4
17	Retainer	8-35-95	65	Buttons	21-30-336
18	Panel	23-33-109	66	Gasket	23-33-227
19	Cylinder and Key	8-35-115	67	Knob	4-10-23
20	Plate	23-33-135	68	Arm	4-10-20
21	Plate (Service Vendor)		69	Lever	4-10-20
22	Housing	23-02-19	70	Cable	4-10-1
23	Spacer (Service Vendor)		71	Cable	21-30-365
24	Moulding	23-33-86	72	Spring	4-10-3
25	Bezel (Service Vendor)		73	Housing	21-30-320
26	Knob (Service Vendor)		74	Bracket	Not Serviced
27	Catch	23-06-15	75	Switch	8-35-59
28	Lamp	1-19-1	76	Bezel	8-35-85
29	Shell (Serviced in 8-20-10)		77	Retainer	8-35-95
30	Box	23-06-4	78	Cylinder and Key	8-35-115
31	Hinge	23-06-21	79	Knob	23-67-194
32	Arm	23-06-13	80	Nut	23-67-161
33	Bumper	23-06-14	81	Bezel	23-67-195
34	Door	23-06-10	82	Knob	23-54-169
35	Grille	23-33-42	83	Nut	23-54-171
36	Latch	23-06-28	84	Bezel	23-54-170
37	Housing	8-37-178	85	Knob	8-53-296
38	Hood	23-33-129	86	Retainer	Not Serviced
39	Knob	1-48-801	87	Bezel	8-53-294
40	Knob, Clock (Service Vendor)		88	Knob	4-25-3
41	Bezel	8-37-90	89	Washer	4-25-5
42	Receiver	23-02-18	90	Bezel	23-33-231
43	Knob	8-20-8	91	Rod	4-25-14
44	Element	8-20-9	92	Nut	23-33-236
45	Bezel	23-33-101	93	Switch	8-53-270
46	Knob	23-67-194	94	Switch	23-54-167
47	Nut	23-67-161	95	Circuit Breaker	23-67-163
48	Bezel	23-67-195	96	Switch	23-67-160
49	Gasket	23-33-103			

PARTS INDICATED BY NAME ONLY - ORDER BY DESCRIPTION

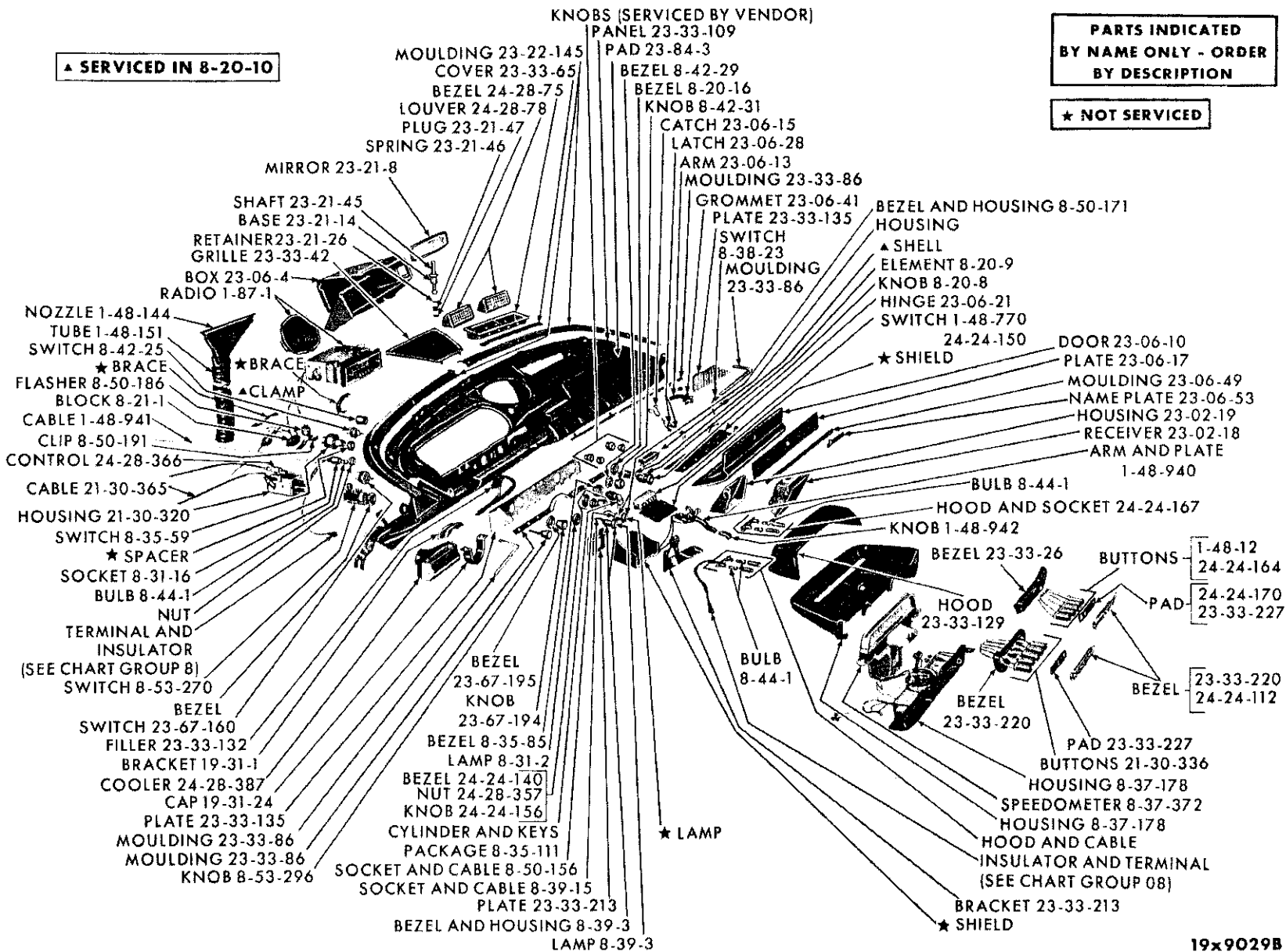


INSTRUMENT PANEL - DART SD1-2

19L9372

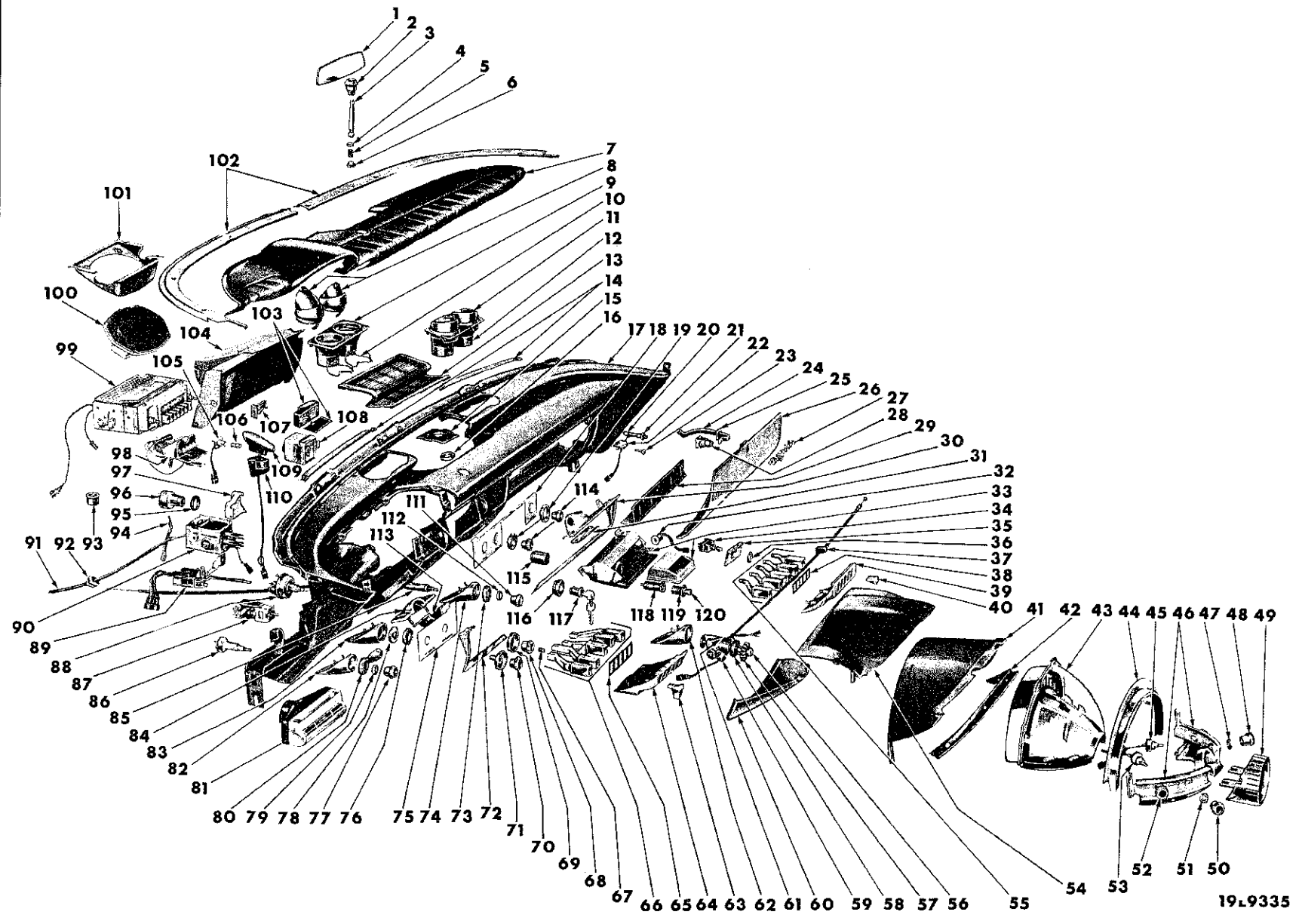
INSTRUMENT PANEL - DART SD1-2

Ref. No.	Name	Part Type Code	Ref. No.	Name	Part Type Code
1	Cable	1-48-941	41	Knob	8-53-296
2	Control	1-48-940	42	Knob	4-10-23
3	Switch	1-48-770	43	Gasket	23-33-227
4	Circuit Breaker	23-67-163	44	Buttons	21-30-336
5	Switch	23-67-160	45	Bezel	8-37-90
6	Bracket	Not Serviced	46	Terminal	8-16-1
7	Radio (Service Vendor)		47	Housing	8-37-178
8	Connector	1-48-280	48	Cylinder and Keys	8-35-115
9	Tube	1-48-151	49	Bezel	8-35-85
10	Bezel and Louver	1-48-237	50	Knob	1-48-801
11	Pad	23-84-3	51	Decal	1-48-774
12	Name Plate	23-33-96	52	Bezel	1-48-70
13	Moulding	23-22-145	53	Nut	23-54-171
14	Panel	23-33-109	54	Bezel	23-54-170
15	Catch	23-06-15	55	Knob	23-54-169
16	Box	23-06-4	56	Knob	4-25-3
17	Moulding	23-33-86	57	Washer	4-25-5
18	Light	1-19-1	58	Bezel	23-33-231
19	Hinge	23-06-21	59	Nut	23-33-236
20	Plate (Service Vendor)		60	Rod	4-25-14
21	Nut (Service Vendor)		61	Arm	4-10-20
22	Knob (Service Vendor)		62	Lever	4-10-20
23	Knob (Service Vendor)		63	Spring	4-10-3
24	Bumper	23-06-14	64	Cable	4-10-1
25	Stop	23-06-13	65	Grommet	4-10-28
26	Door	23-06-10	66	Cable	21-30-365
27	Latch	23-06-28	67	Housing	21-30-320
28	Nut	23-67-161	68	Bracket	23-33-213
29	Knob	23-67-194	69	Grommet	23-33-240
30	Plate	23-33-220	70	Bracket	21-30-329
31	Housing	23-02-19	71	Switch	8-56-2
32	Grille	23-33-42	72	Switch	8-53-270
33	Shell (Serviced in 8-20-10)		73	Clip	8-50-191
34	Element	8-20-9	74	Flasher	8-50-186
35	Knob	8-20-8	75	Switch	23-54-167
36	Receiver	23-02-18	76	Switch	1-48-770
37	Buttons	1-48-12	77	Switch	8-35-59
38	Pad	1-48-26	78	Clamp (Serviced in 8-20-10)	
39	Knob	1-48-942	79	Fuse	8-17-2
40	Retainer	8-53-312	80	Block	8-15-3



INSTRUMENT PANEL - DODGE SD3

19x9029B

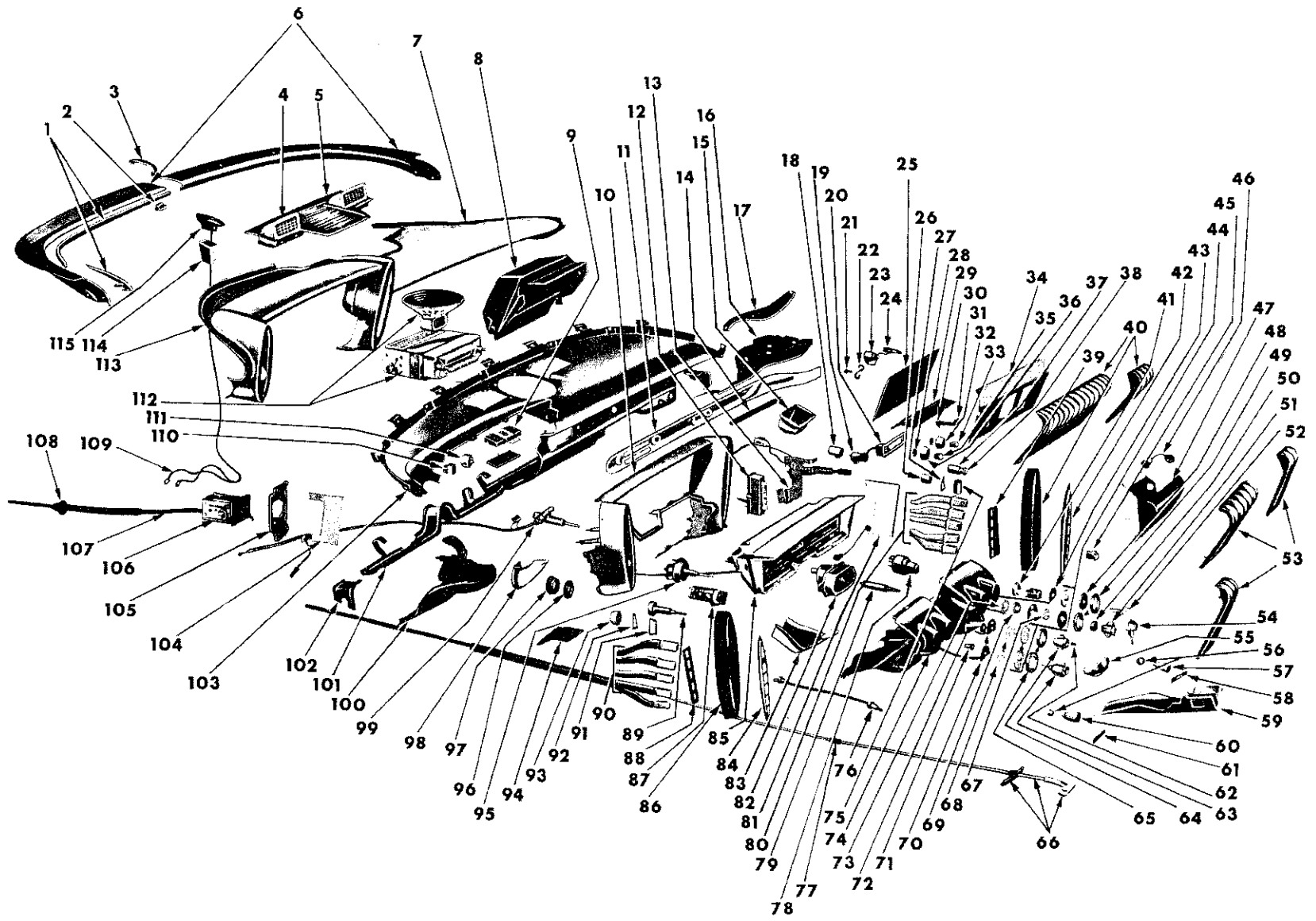


19L9335

INSTRUMENT PANEL - CHRYSLER SC1-2-3

INSTRUMENT PANEL - CHRYSLER SC1-2-3

Ref. No.	Name	Part Type Code	Ref. No.	Name	Part Type Code
1	Mirror	23-21-8	61	Control	14-02-2
2	Base	23-21-14	62	Housing	14-02-11
3	Shaft	23-21-45	63	Knob	8-50-133
4	Retainer	23-21-26	64	Housing	23-33-217
5	Spring	23-21-46	65	Pad	23-33-227
6	Plug	23-21-47	66	Buttons	21-30-336
7	Pad (order by serial number)		67	Button	1-82-43
8	Louver	24-28-78	68	Knob	23-67-194
9	Bezel	24-28-75	69	Bezel	23-67-195
10	Retainer	24-01-33	70	Knob	8-53-296
11	Louver	24-28-78	71	Bezel	8-53-294
12	Bezel	24-28-75	72	Moulding	23-33-86
13	Grille	23-33-42	73	Bezel	24-24-140
14	Cover	23-33-65	74	Housing	24-24-12
15	Reinforcement	Not Serviced	75	Plate	23-33-135
16	Nut	23-21-14	76	Nut	23-21-74
17	Panel	23-33-109	77	Knob	24-24-20
18	Plate	23-33-135	78	Bezel	23-21-66
19	Bezel	1-87-1	79	Nut	24-24-8
20	Bulb	8-44-1	80	Bezel	24-24-140
21	Socket and Switch	Not Serviced	81	Spot Cooler	24-28-387
22	Bracket	23-06-16	82	Housing	24-24-12
23	Catch	23-06-15	83	Housing	23-21-65
24	Arm	23-06-13	84	Bracket	19-31-1
25	Grommet	23-06-41	85	Control	24-28-366
26	Door	23-06-10	86	Switch	24-24-5
27	Name Plate	23-06-53	87	Switch	8-53-270
28	Latch	23-06-28	88	Switch	23-67-160
29	Hinge	23-06-21	89	Switch	8-50-82
30	Moulding	23-33-86	90	Housing	21-30-320
31	Lens	8-42-5	91	Cable	21-30-365
32	Housing, w/Cable	Not Serviced	92	Grommet	8-30-1
33	Receiver	23-02-18	93	Flasher	8-50-186
34	Control	23-13-31	94	Brace	23-33-10
35	Bezel	23-13-35	95	Gasket	8-40-8
36	Nut	23-13-36	96	Switch	8-35-59
37	Grommet	14-02-24	97	Housing	Not Serviced
38	Pad	1-48-26	98	Control (Service Component Parts)	
39	Bezel	1-48-11	99	Radio	1-87-1
40	Knob	1-48-942	100	Speaker	1-87-1
41	Hood	23-33-129	101	Adapter	Not Serviced
42	Moulding	23-33-36	102	Moulding	23-22-145
43	Speedometer	8-37-372	103	Fuse Holder	8-17-23
44	Finish Plate and Moulding	23-33-86	104	Box	23-06-4
45	Switch	8-05-14	105	Socket, Bracket and Cable	1-48-886
46	Moulding	23-33-86	106	Bulb	8-44-1
47	Nut	8-05-24	107	Clip	Not Serviced
48	Knob	8-05-16	108	Clock	1-21-1
49	Cap	23-33-132	109	Scanner	1-04-4
50	Knob	8-42-31	110	Base	1-04-6
51	Nut	8-42-26	111	Knob	24-28-20
52	Knob	1-48-191	112	Nut	24-24-8
53	Switch	8-42-25	113	Cap	19-31-24
54	Hood	23-33-129	114	Knob	1-87-1
55	Button	1-48-12	115	Clamp	8-20-10
56	Button	14-02-3	116	Ring	8-35-85
57	Knob	14-02-4	117	Cylinder and Keys	8-35-115
58	Dial	14-02-30	118	Shell	8-20-10
59	Lamp	14-02-29	119	Element	8-20-9
60	Cover	23-33-132	120	Knob	8-20-8



19L9315

INSTRUMENT PANEL - IMPERIAL SY1

INSTRUMENT PANEL - IMPERIAL SY1

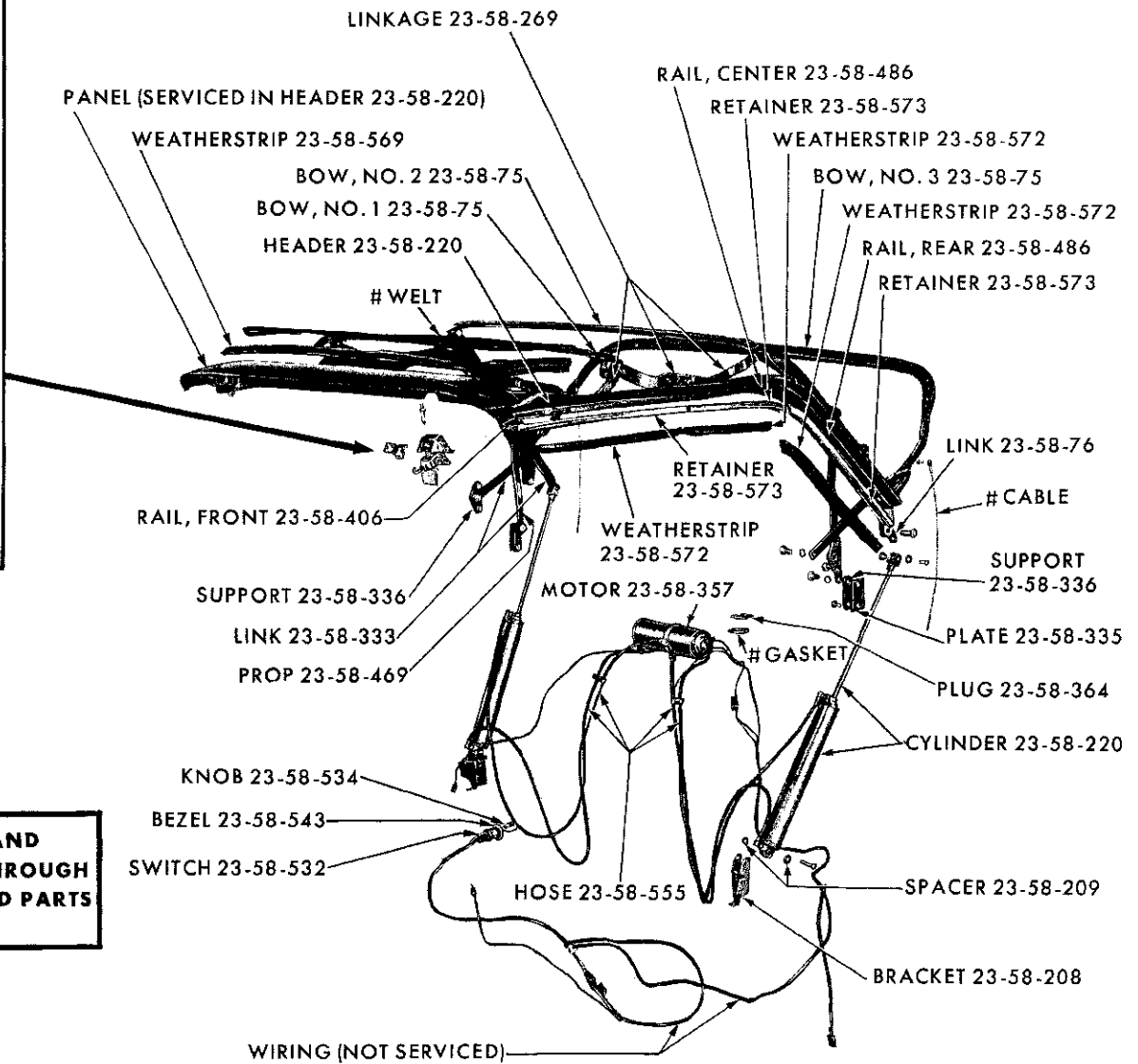
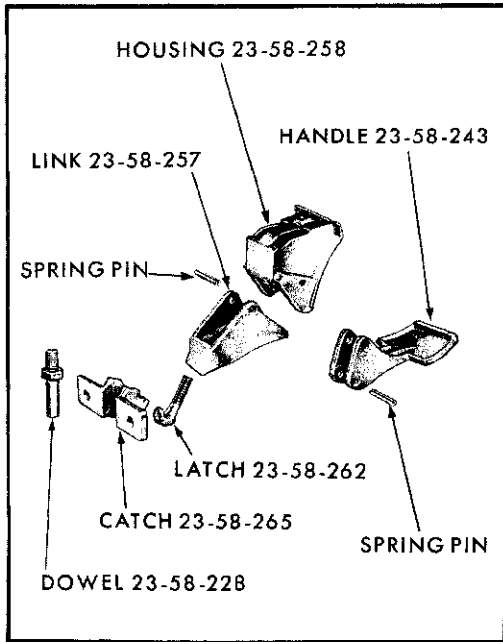
Ref. No.	Name	Part Type Code	Ref. No.	Name	Part Type Code
1	Plate	23-22-145	58	Plate	
2	Ornament	23-22-160	59	Cap	19-31-24
3	Cover	23-22-148	60	Knob	24-24-20
4	Louver	24-28-78	61	Plate	24-24-13
5	Grille	23-33-42	62	Button	1-82-43
6	Moulding	23-22-145	63	Knob	8-53-296
7	Pad (order by serial number)		64	Knob	23-67-194
8	Box	23-06-4	65	Bezel	8-37-20
9	Circuit Breaker	8-15-3	66	Control	15-14-1
10	Housing	8-37-178	67	Dial	14-02-30
11	Plate	23-33-135	68	Lens	
12	Switch	1-48-770	69	Nut	
13	Arm and Bracket (Serviced in 1-48-4)		70	Lamp	8-37-15
14	Plate	23-33-96	71	Knob	1-21-1
15	Receiver	23-06-18	72	Nut	
16	Extension	23-33-109	73	Lamp	14-02-29
17	Cover	23-33-147	74	Housing	8-37-178
18	Clamp (Serviced in 8-20-10)		75	Lens	
19	Shell (Serviced in 8-20-10)		76	Cable	21-84-1
20	Switch	8-42-25	77	Grommet	15-14-20
21	Catch	23-06-15	78	Switch	8-35-59
22	Bracket	23-06-16	79	Control	24-28-366
23	Latch	23-06-28	80	Buttons	24-24-164
24	Bumper	23-06-14	81	Lamp and Cable	24-24-167
25	Plate	23-06-12	82	Clock (Serviced by Vendor)	
26	Housing		83	Brace	19-31-7
27	Gasket	Not Serviced	84	Bezel	23-33-220
28	Retainer	8-37-21	85	Cluster	8-37-371
29	Hinge	23-06-21	86	Pad (order by serial number)	
30	Grommet	23-06-41	87	Switch	8-53-270
31	Arm	23-06-13	88	Pad	23-33-227
32	Bezel	8-37-20	89	Switch	24-24-5
33	Knob	1-88-116	90	Buttons	21-30-336
34	Door	23-06-10	91	Lens	
35	Knob	8-42-31	92	Gasket	Not Serviced
36	Bezel	8-37-20	93	Housing	
37	Element	8-20-9	94	Bracket	4-25-2
38	Knob	8-20-8	95	Switch	23-67-160
39	Spacer	Not Serviced	96	Nut	23-21-74
40	Pad (order by serial number)		97	Bezel	23-21-66
41	Ring	8-35-85	98	Plate	23-33-135
42	Bezel	1-48-70	99	Control	14-02-2
43	Lamp	8-37-15	100	Extension	23-33-109
44	Retainer	8-37-21	101	Reinforcement	23-07-168
45	Knob	1-48-942	102	Bracket	23-07-169
46	Housing	8-19-83	103	Panel	23-33-109
47	Door and Housing	23-02-40	104	Cable and Socket	21-30-28
48	Lens		105	Bracket	23-33-213
49	Bezel	8-37-20	106	Housing	21-30-320
50	Collar	14-02-8	107	Cable	21-30-365
51	Knob	14-02-4	108	Grommet	8-30-1
52	Cylinder and Key	8-35-115	109	Wiring (Serviced in 1-04-1)	
53	Pad (order by serial number)		110	Circuit Breaker	23-67-163
54	Button	14-02-3	111	Flasher	8-50-186
55	Clamp	19-14-35	112	Radio	1-87-1
56	Bezel	24-24-140	113	Pad (order by serial number)	
57	Knob	24-24-156	114	Base	1-04-6
			115	Scanner	1-04-4

PARTS INDICATED BY NAME ONLY - ORDER BY DESCRIPTION

May 1, 1962.

Page 23-33M

Printed in U.S.A.

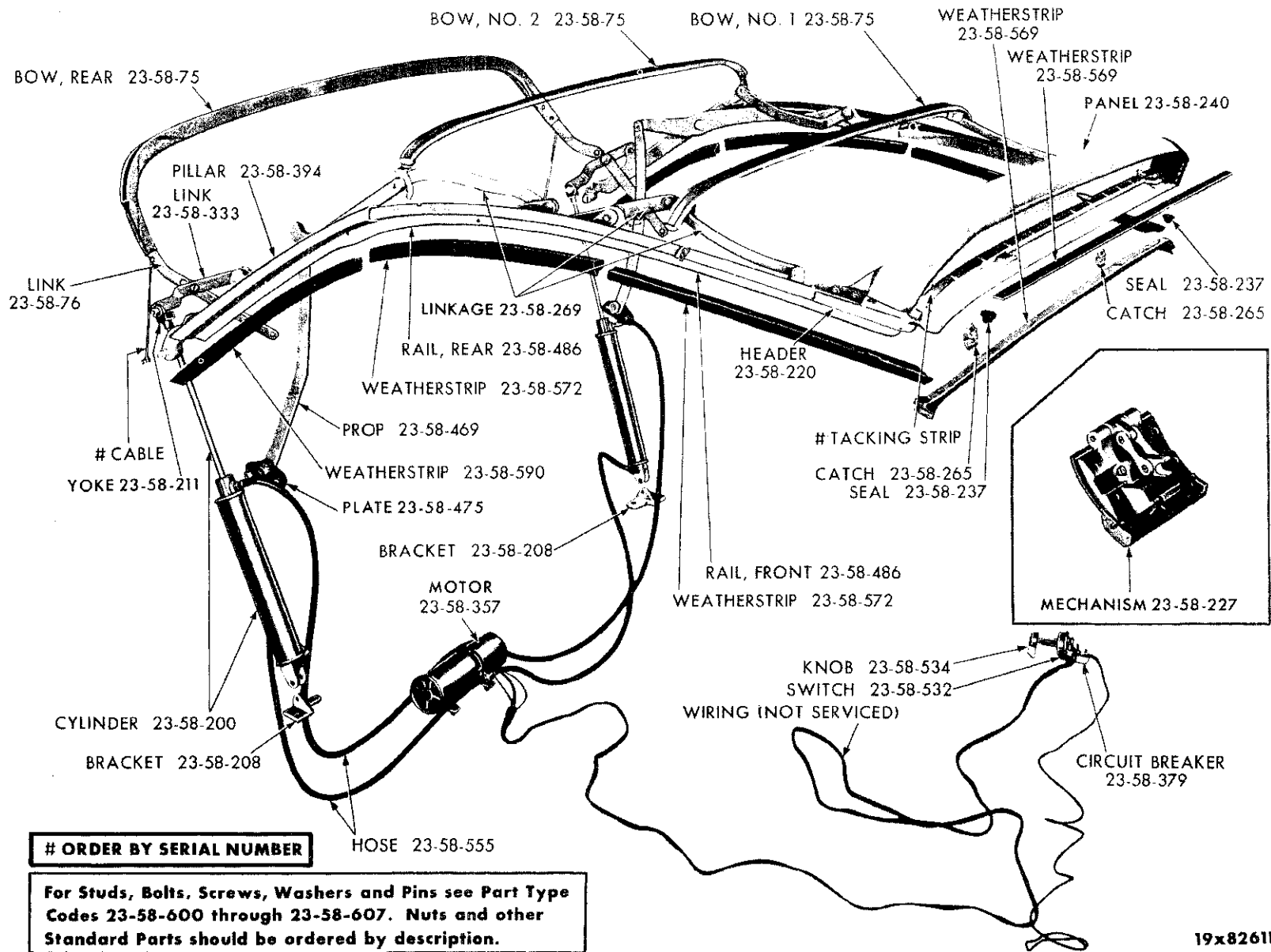


NOTE FOR, BOLTS, SCREWS, WASHERS AND PINS SEE PART TYPE CODES 23-58-601 THROUGH 23-58-607. NUTS AND OTHER STANDARD PARTS SHOULD BE ORDERED BY DESCRIPTION.

ORDER BY SERIAL NUMBER

19x9362

FOLDING TOP - PLYMOUTH SP1-2 AND DODGE SD1-2



ORDER BY SERIAL NUMBER

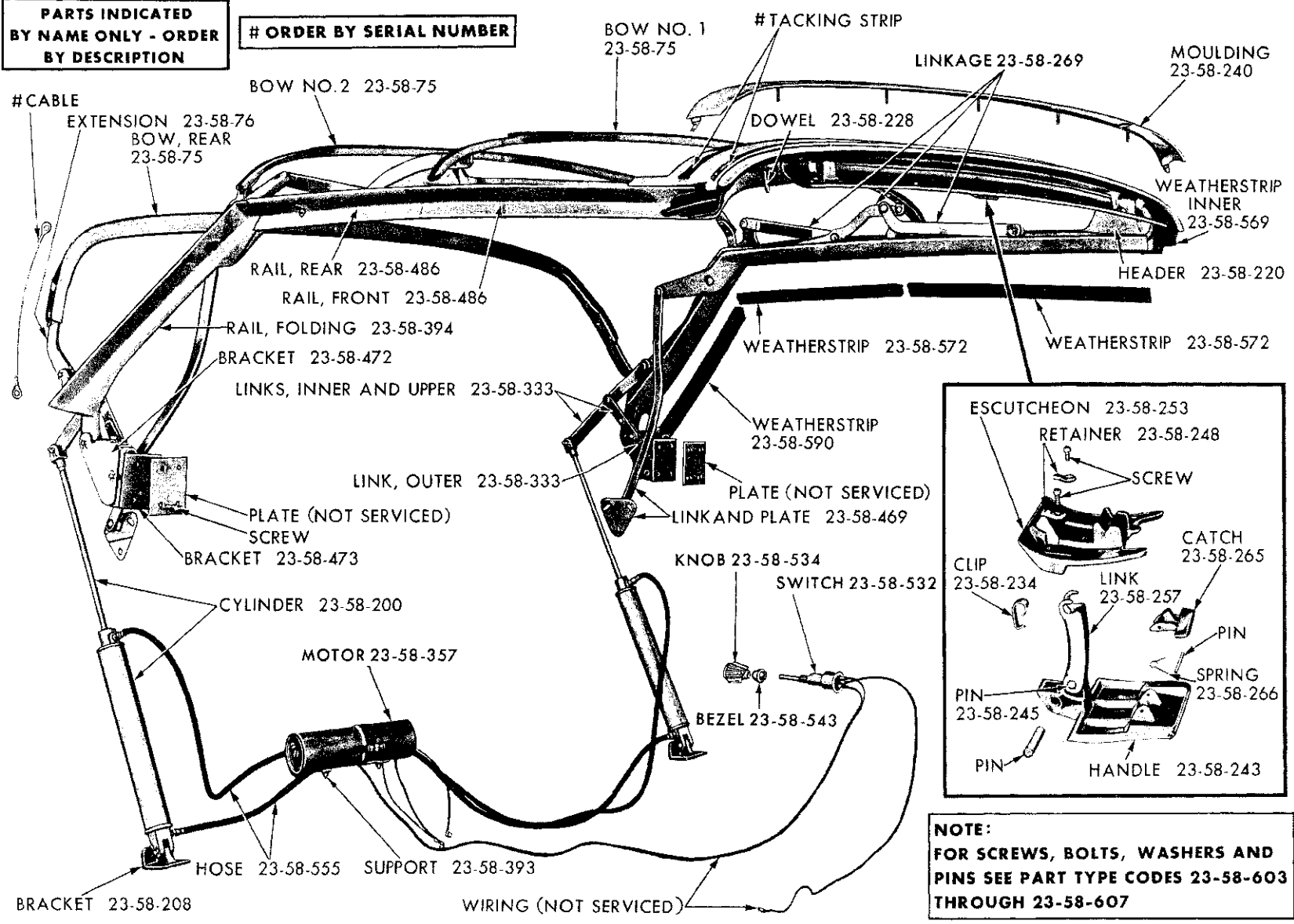
For Studs, Bolts, Screws, Washers and Pins see Part Type Codes 23-58-600 through 23-58-607. Nuts and other Standard Parts should be ordered by description.

19x8261F

CONVERTIBLE COUPE FOLDING TOP - CHRYSLER SC1-2

**PARTS INDICATED
BY NAME ONLY - ORDER
BY DESCRIPTION**

ORDER BY SERIAL NUMBER



19x8248E

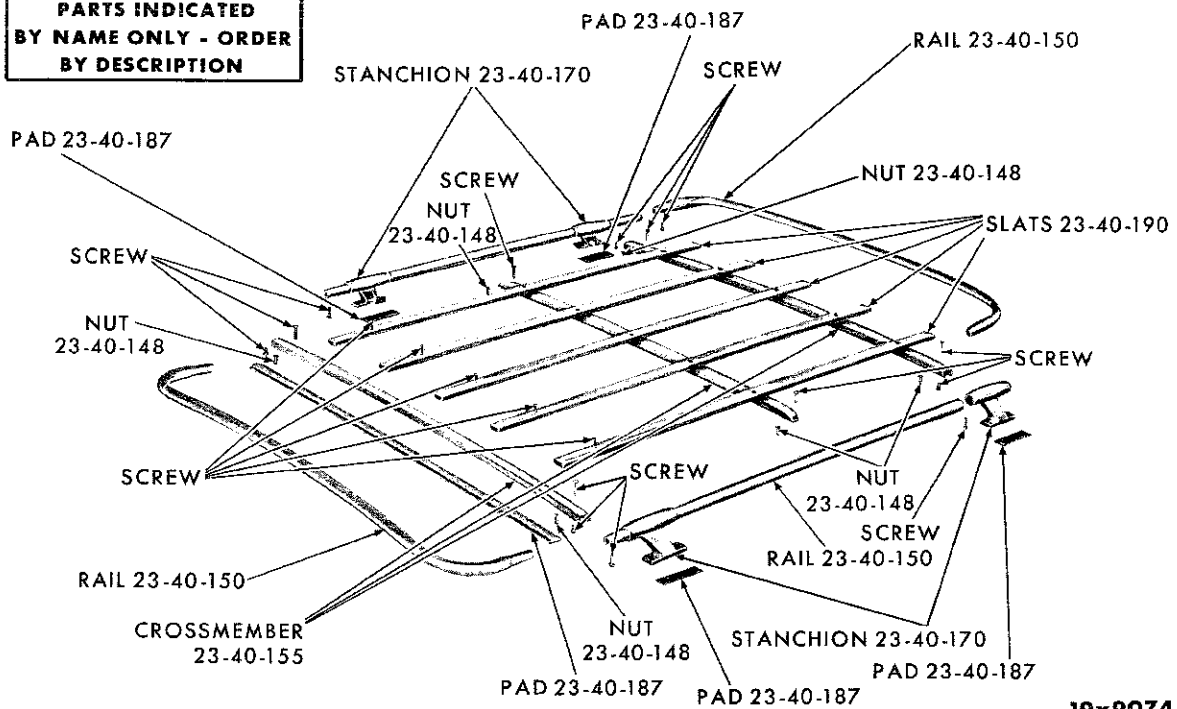
CONVERTIBLE COUPE FOLDING TOP - IMPERIAL SY1

May 1, 1962 Supersedes Sept. 15, 1961.

Page 23-34

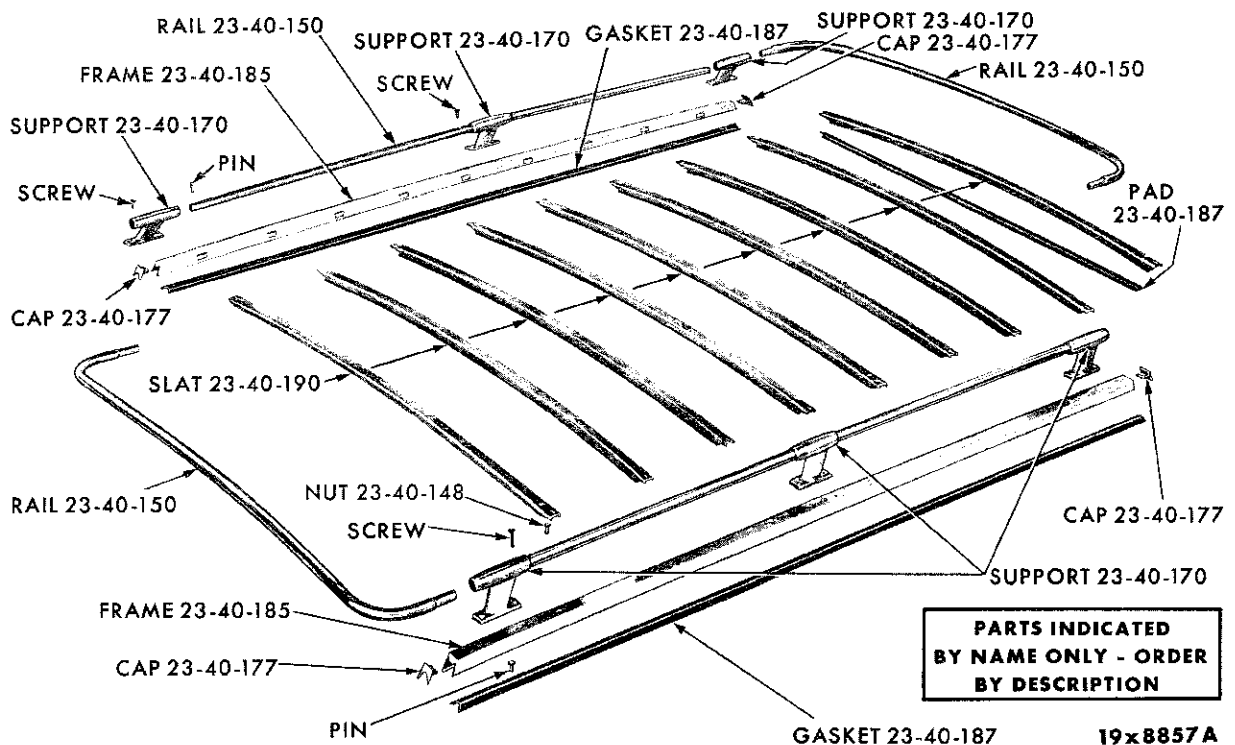
Printed in U.S.A.

**PARTS INDICATED
BY NAME ONLY - ORDER
BY DESCRIPTION**



19x9074A

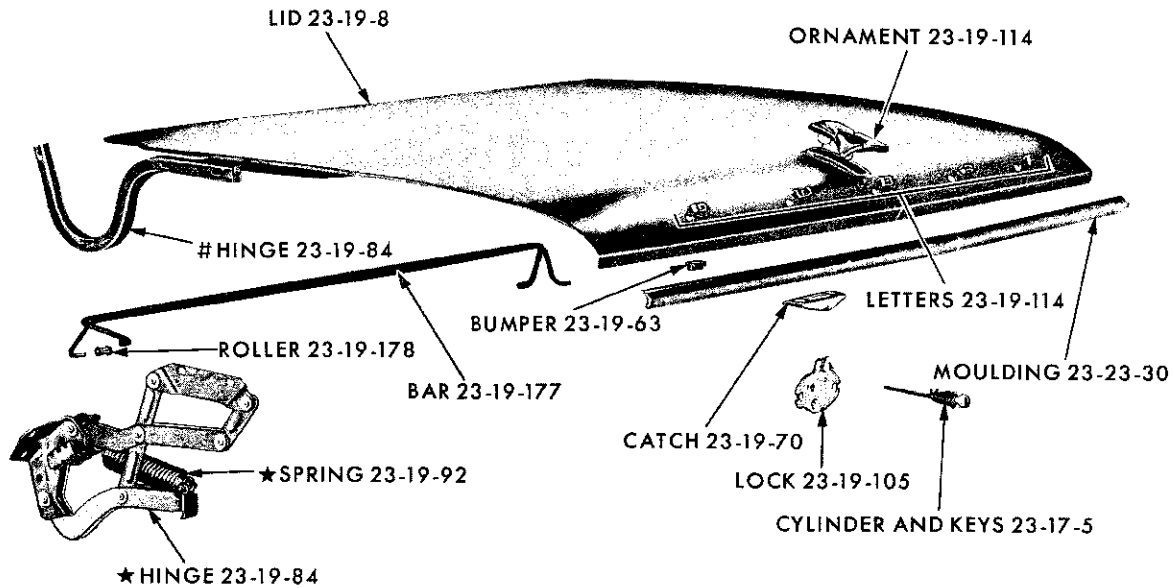
ROOF LUGGAGE RACK - EXCEPT CHRYSLER SC1-2-3 AND IMPERIAL SY1



**PARTS INDICATED
BY NAME ONLY - ORDER
BY DESCRIPTION**

19x8857A

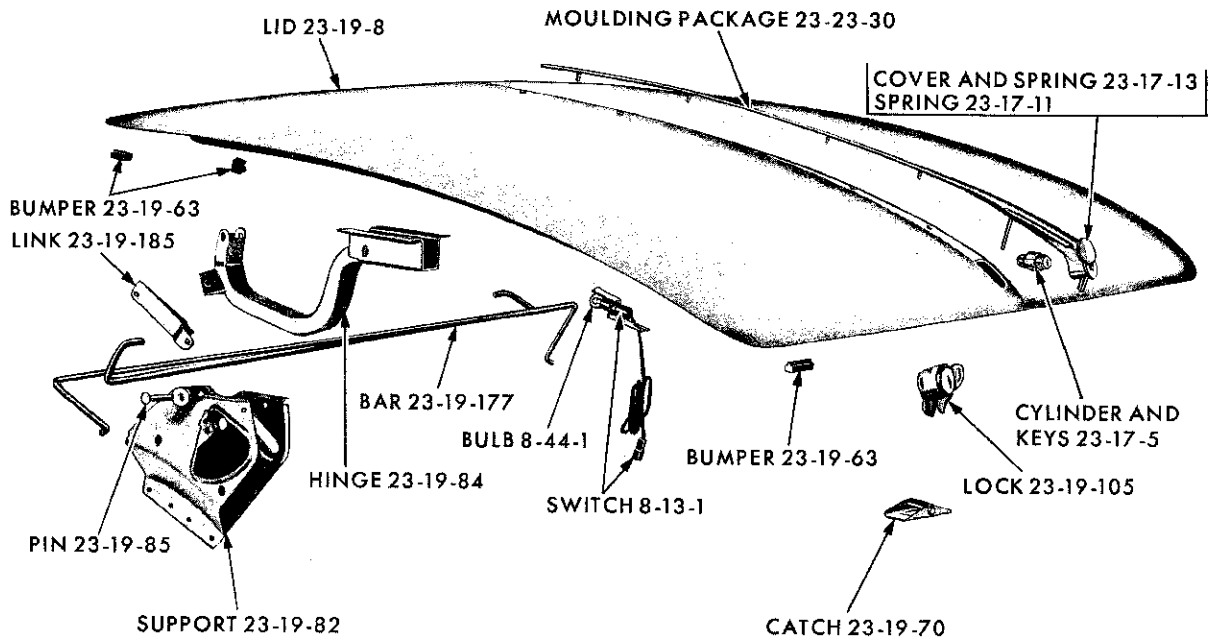
ROOF LUGGAGE RACK - CHRYSLER SC1-2-3



★ CONVERTIBLE COUPE
EXCEPT CONVERTIBLE COUPE

19x9407

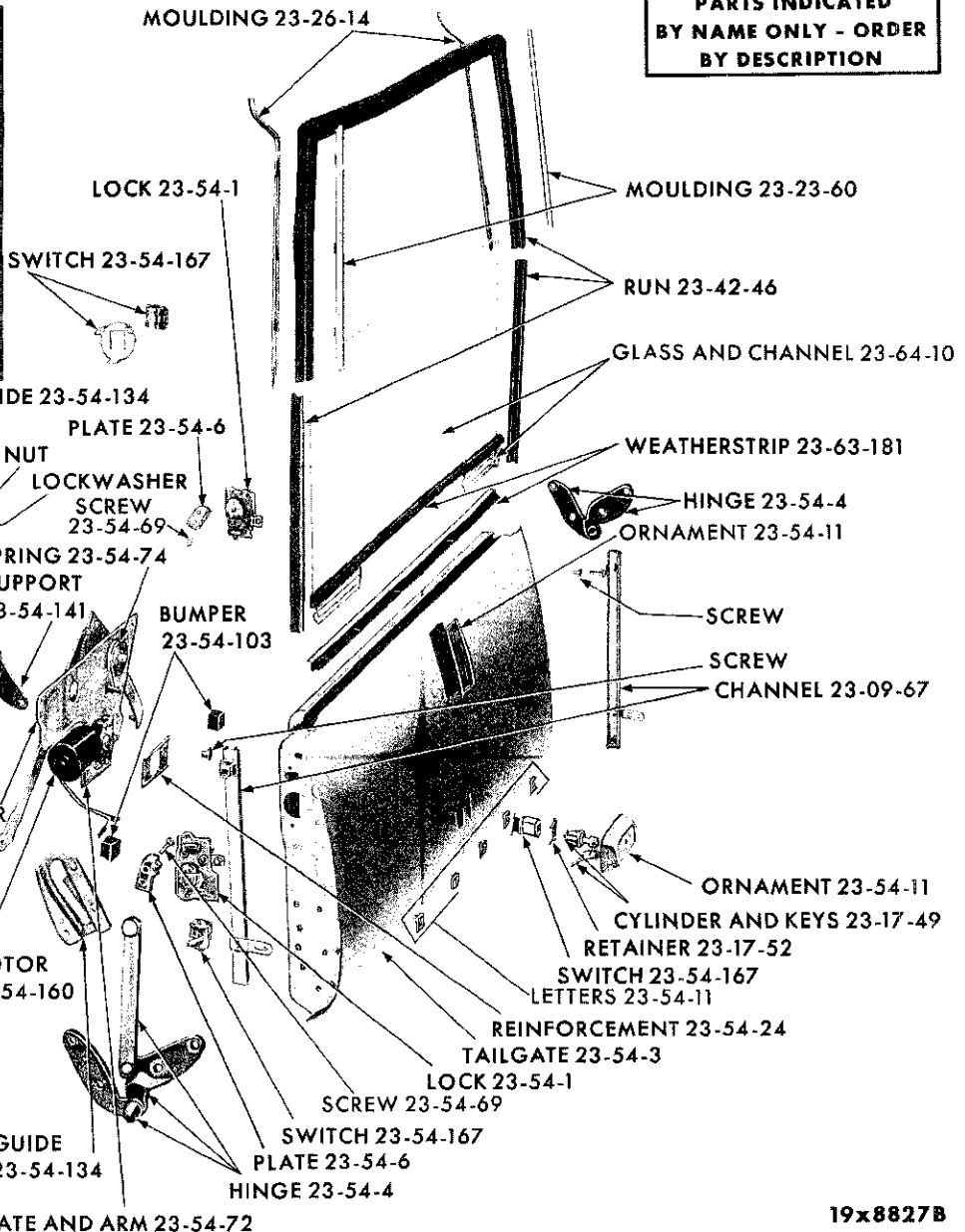
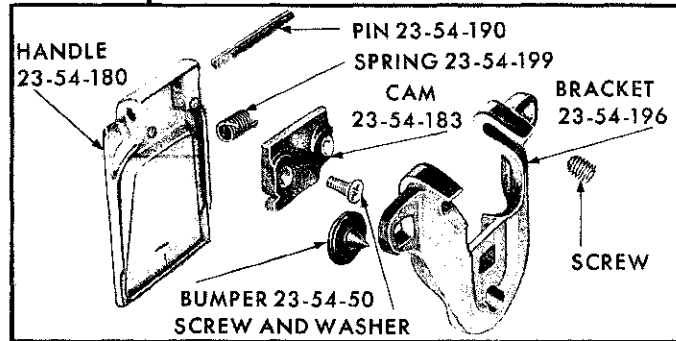
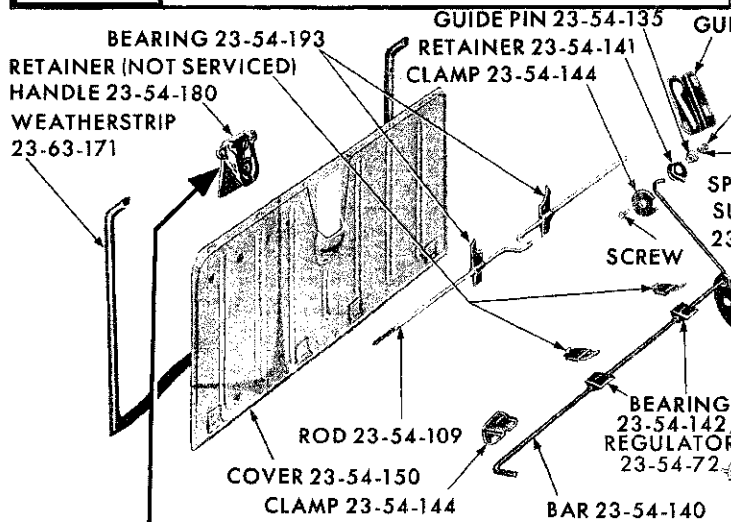
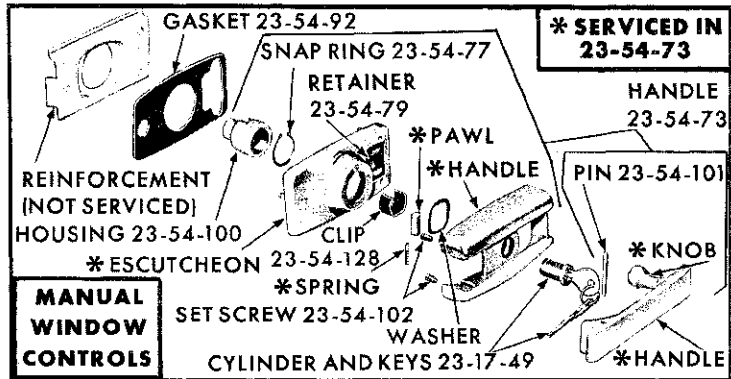
DECK LID - EXCEPT CHRYSLER SC1-2-3 AND IMPERIAL SY1



19x9378

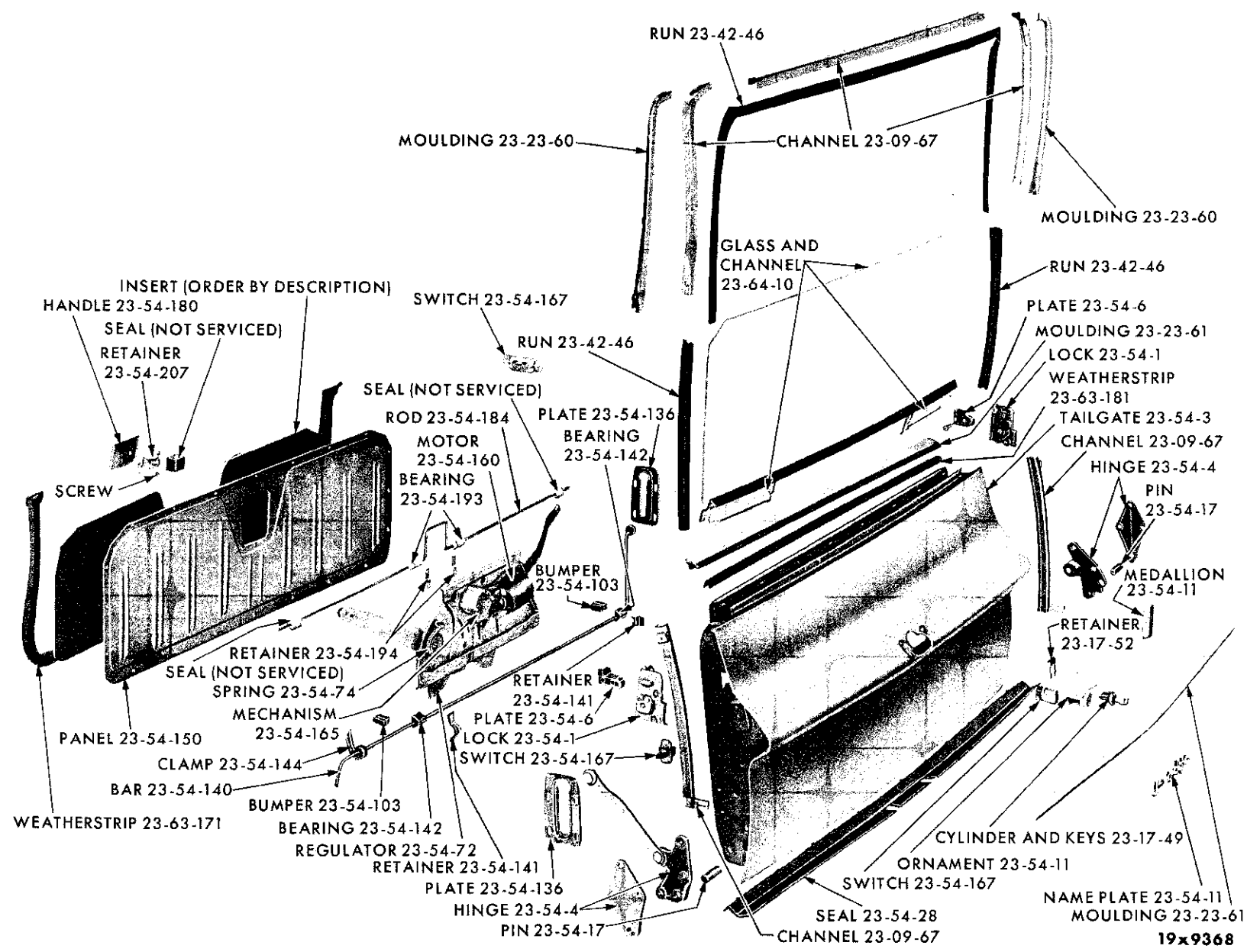
DECK LID AND HINGES - IMPERIAL SY1

PARTS INDICATED BY NAME ONLY - ORDER BY DESCRIPTION



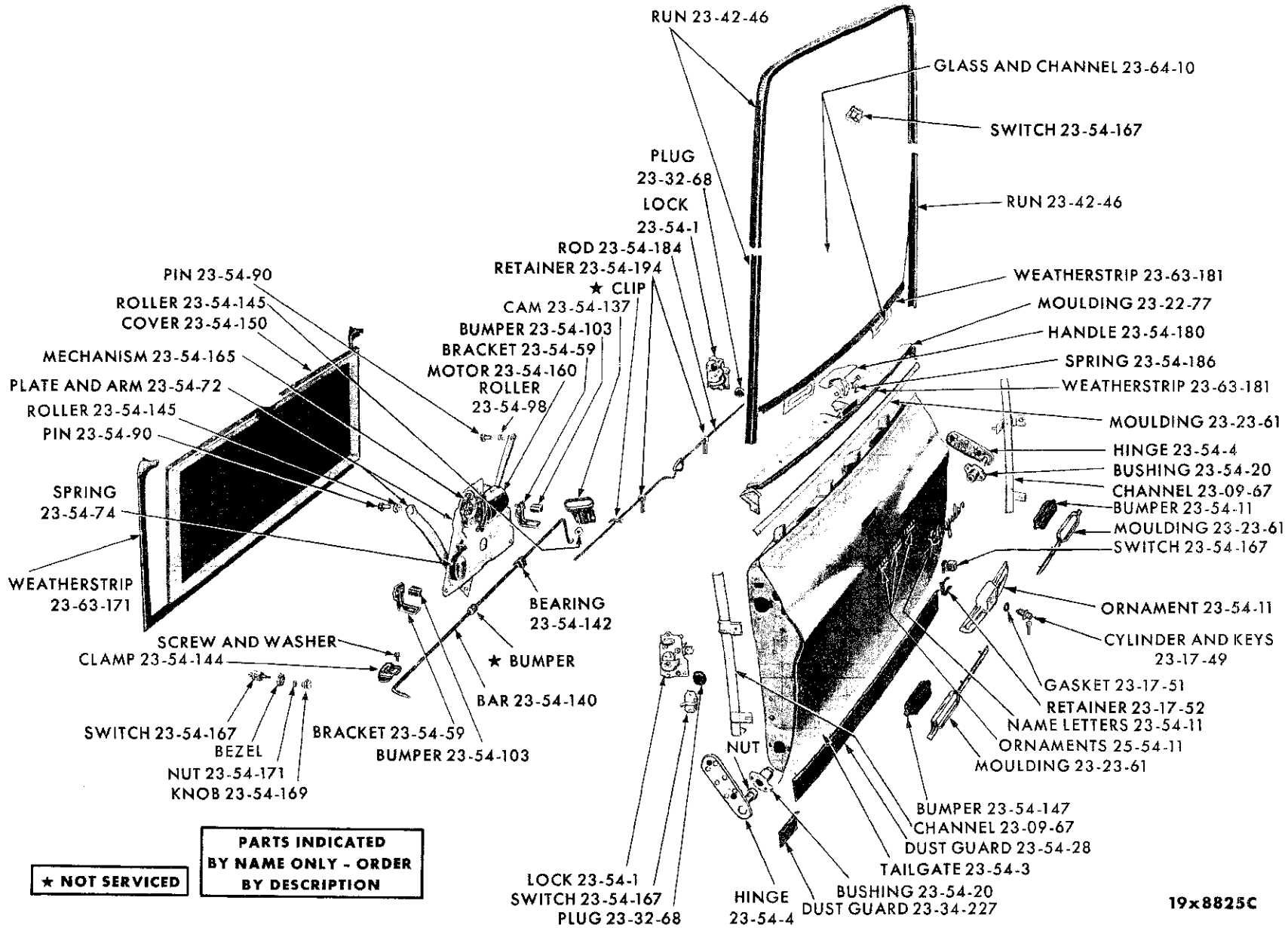
TAILGATE - VALIANT SV1 AND LANCER SL1

19x8827B



TAILGATE - PLYMOUTH SP1-2 AND DODGE SD1-2

19x9368

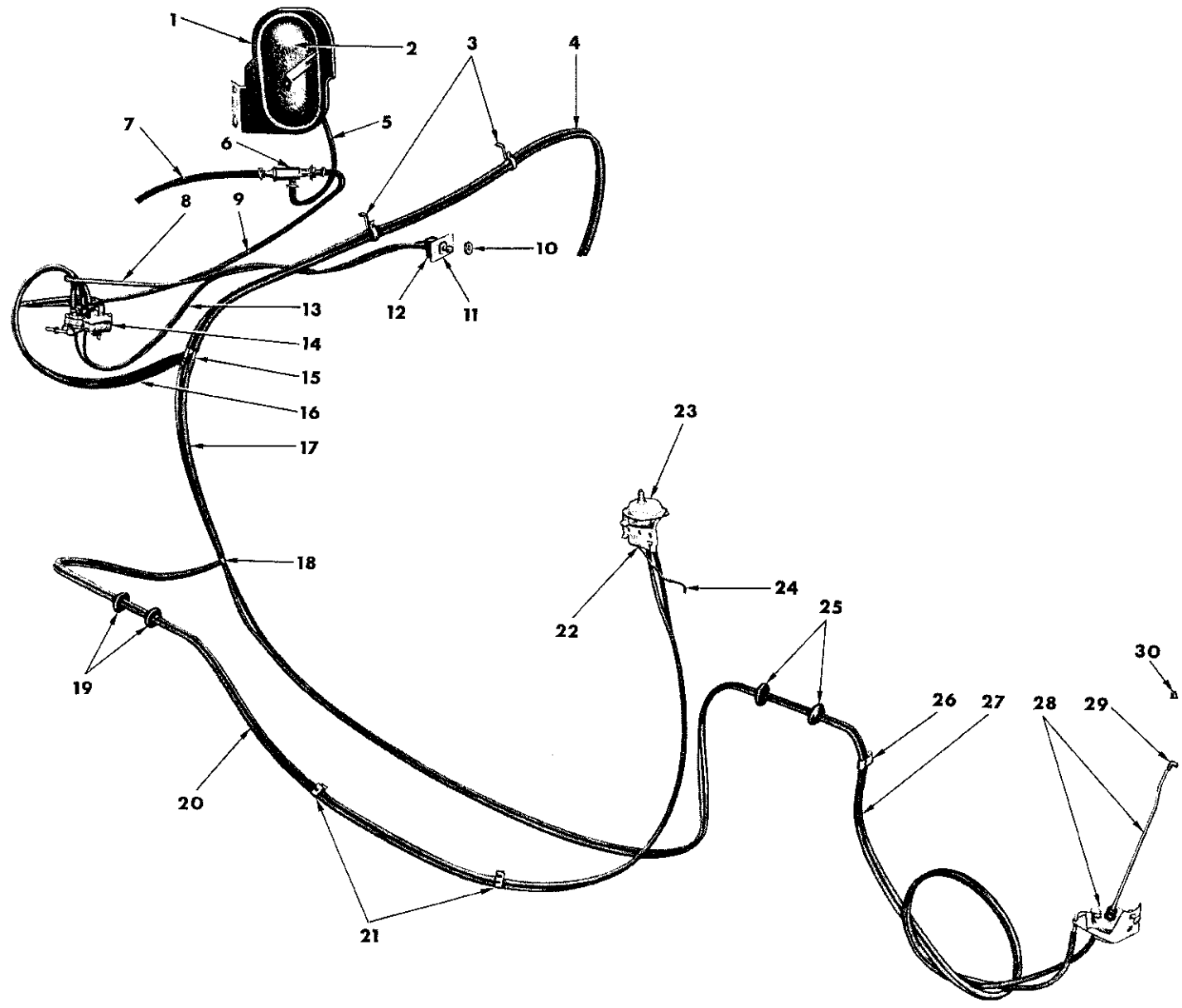


★ NOT SERVICED

PARTS INDICATED BY NAME ONLY - ORDER BY DESCRIPTION

19x8825C

TAILGATE - CHRYSLER SC1-2-3

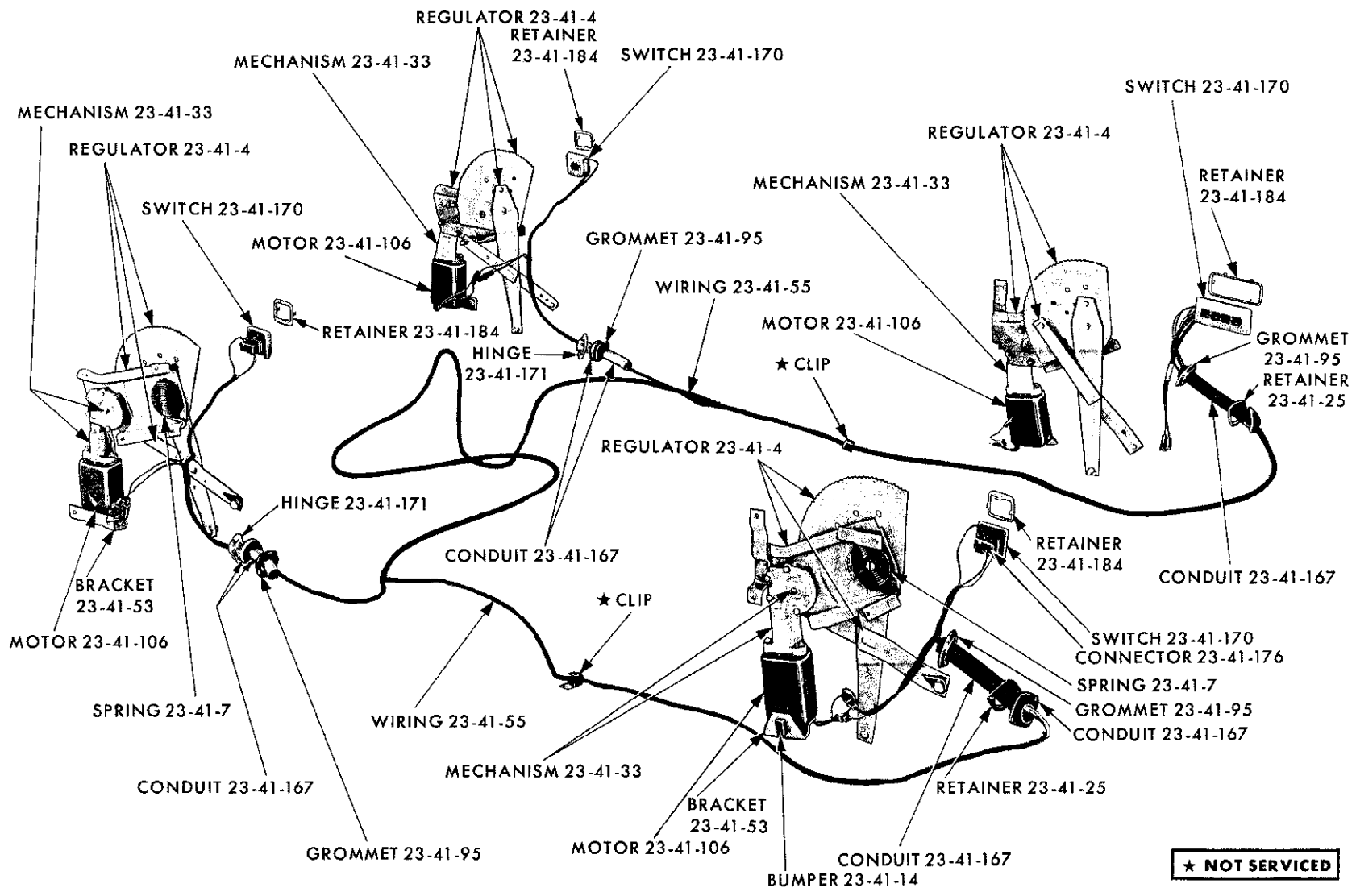


19L9019B

VACUUM DOOR LOCK SYSTEM

VACUUM DOOR LOCK SYSTEM

Ref. No.	Name	Part No.	Part Type Code
1	Connector, Tank Hose	2258 043	23-13-52
2	Tank, w/Bracket C3	2198 540	23-13-45
		2198 539	23-23-45
	Washer	2- 138 489	
	Nut	2- 120 377	
3	Clip	Not Serviced	
4	Tube, Floor Pan (Twin)	1964 204	23-13-10
5	Tube, Check Valve to Tank	2216 231	23-13-10
6	Valve, Tank Check, w/Hose	2258 044	23-13-47
7	Tube, Check Valve to Manifold	4' of 2254 553	23-13-10
8	Tube, Instrument Panel Control to Valve (Single)	1964 641	23-13-10
9	Tube, Check Valve to Distributor Valve	1' of 2254 553	23-13-10
10	Nut, Control and Bezel Mounting	2096 490	23-13-36
11	Bezel, Instrument Panel Control Oblong	2096 489	23-13-35
12	Control, Instrument Panel (or Switch)	2096 487	23-13-31
13	Tube, Instrument Panel Control to Valve (Twin)	1964 685	23-13-10
14	Valve, Distributor	2258 080	23-13-41
15	Tee, Main	2-1964 609	23-13-13
16	Tube, Distributor to Main Tee (Twin)	1964 202	23-13-10
17	Tube, Main Tee to Side Tee (Twin) Right	1964 204	23-13-10
		Left	23-13-10
18	Tee, Side	4-1964 610	23-13-13
19	Grommet, Front Door	2-2166 678	23-13-11
20	Tube, Front Door (Twin)	2-1964 203	23-13-10
21	Clamp, Front Door	4-2165 090	23-13-25
22	Clip, Front Door	2-6022 297	23-13-17
23	Unit, Front Door Power	1963 196-7	23-13-6
24	Rod, Front Door Power Unit to Door Lock	2-1963 673	23-13-20
25	Grommet, Rear Door and Center Pillar	4-2166 678	23-13-11
26	Clamp, Rear Door	4-2165 090	23-13-25
27	Tube, Rear Door (Twin)	2-1964 206	23-13-10
28	Unit, Rear Door Power, w/Rod	1964 918-9	23-13-6
29	Clip, Rear Door Rod End to Door Lock	6008 144-5	23-13-17
30	Knob, Rear Door Lock Locking Control	2-1964 394	23-13-37



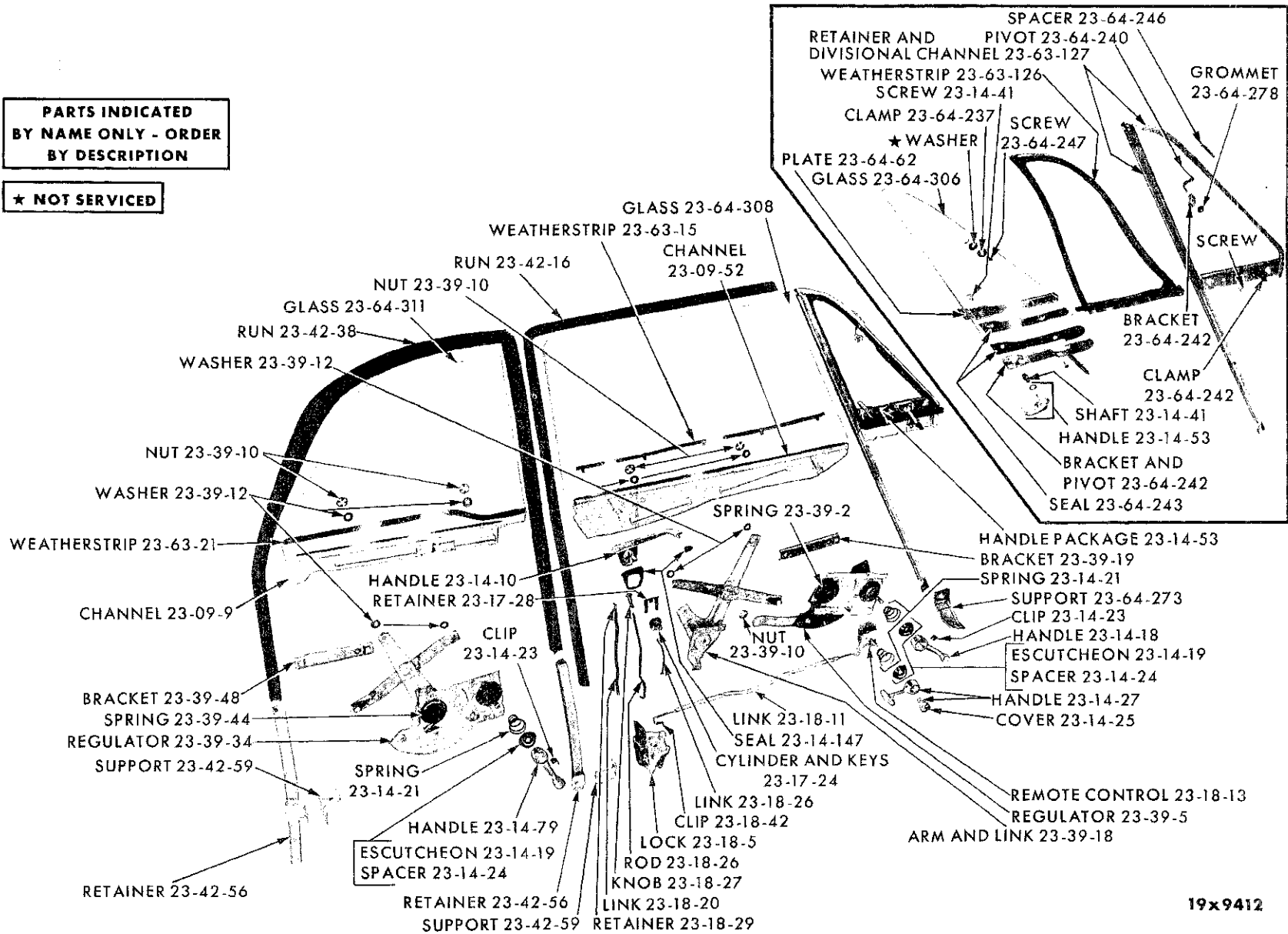
★ NOT SERVICED

19x9411

POWER WINDOWS - PLYMOUTH SP1-2 AND DART SD1-2

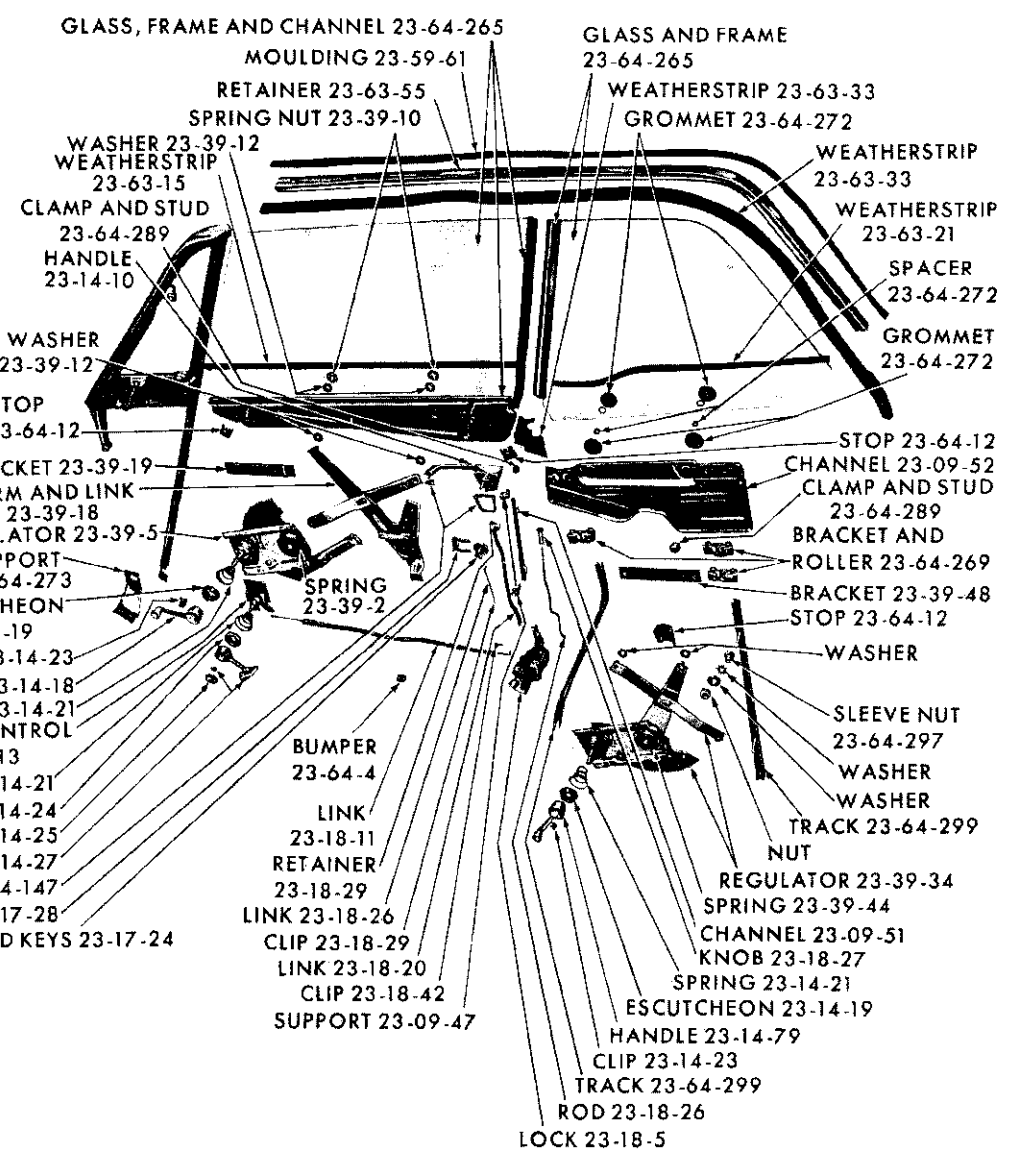
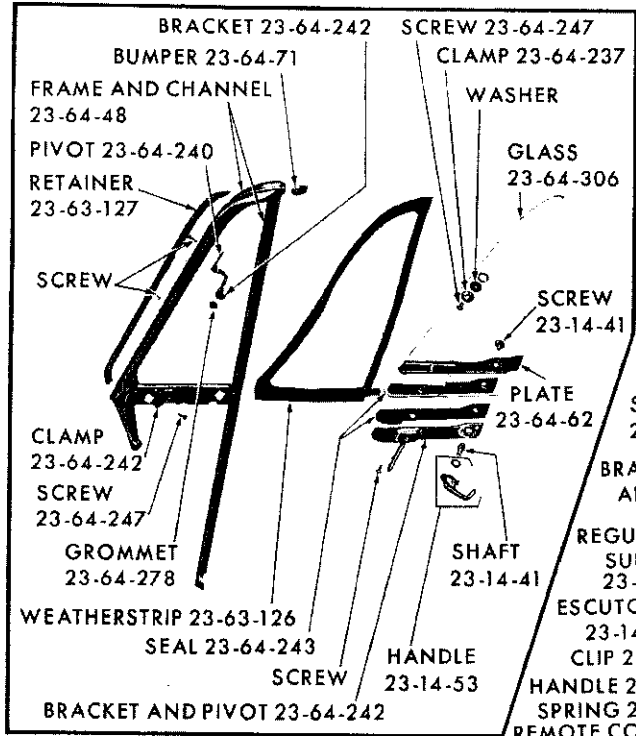
PARTS INDICATED
BY NAME ONLY - ORDER
BY DESCRIPTION

★ NOT SERVICED



19x9412

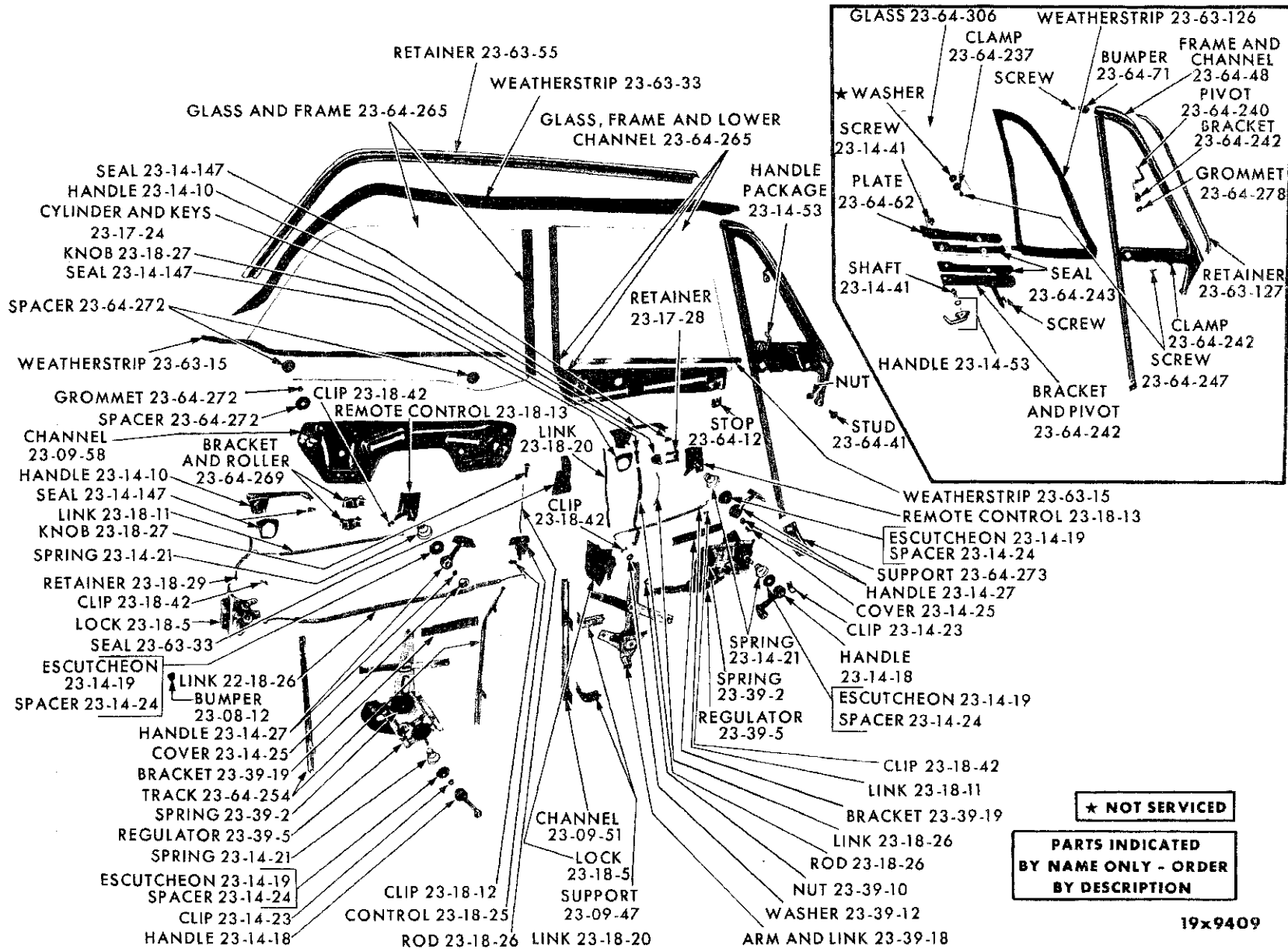
DOOR WINDOW REGULATORS AND RUNS - PLYMOUTH SP1-2 CLUB SEDAN



**PARTS INDICATED
BY NAME ONLY - ORDER
BY DESCRIPTION**

DOOR WINDOW REGULATORS AND RUNS - PLYMOUTH SP1-2 AND DART SD1-2 SPECIAL CLUB COUPE

19x9418

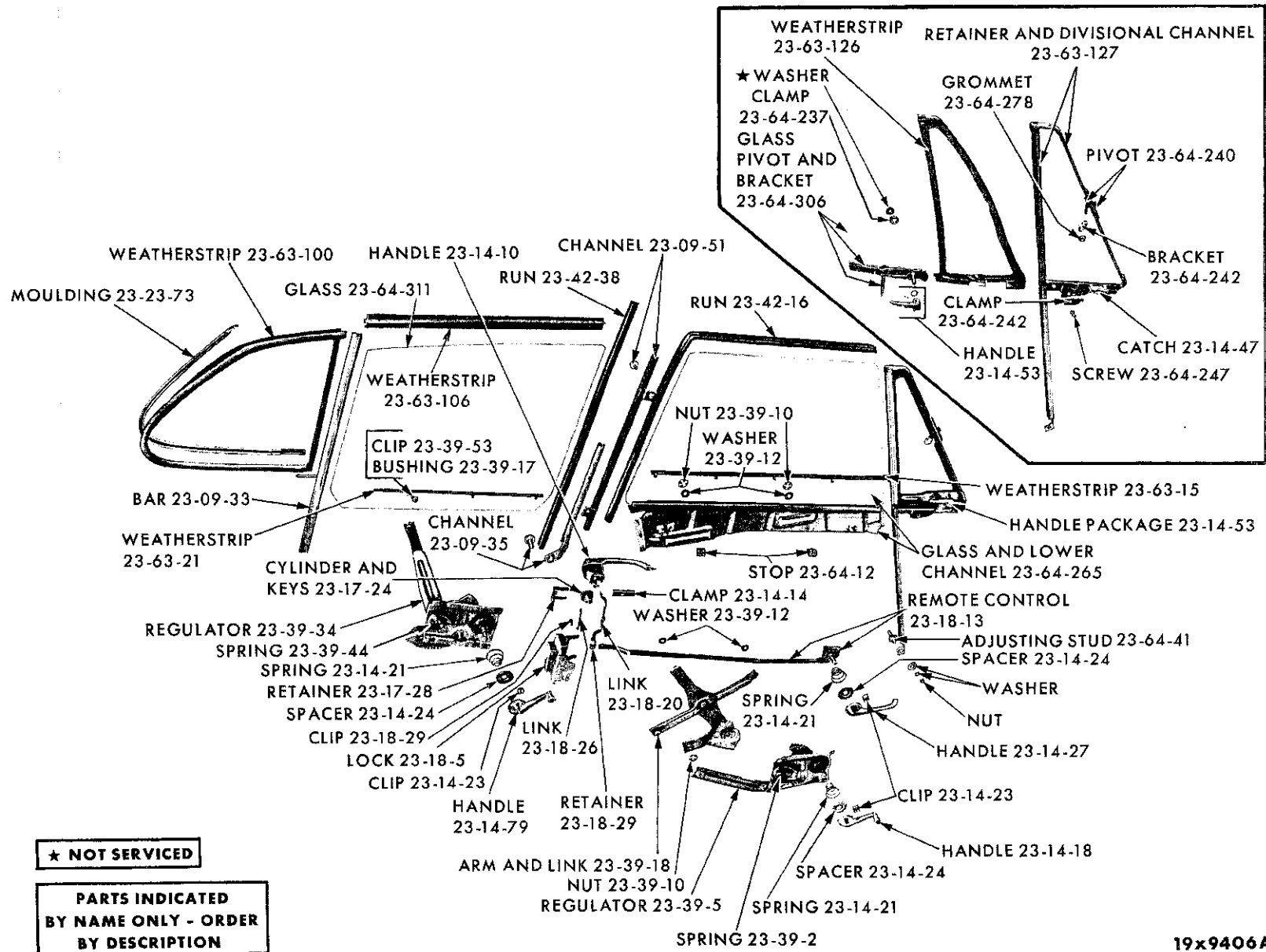


★ NOT SERVICED

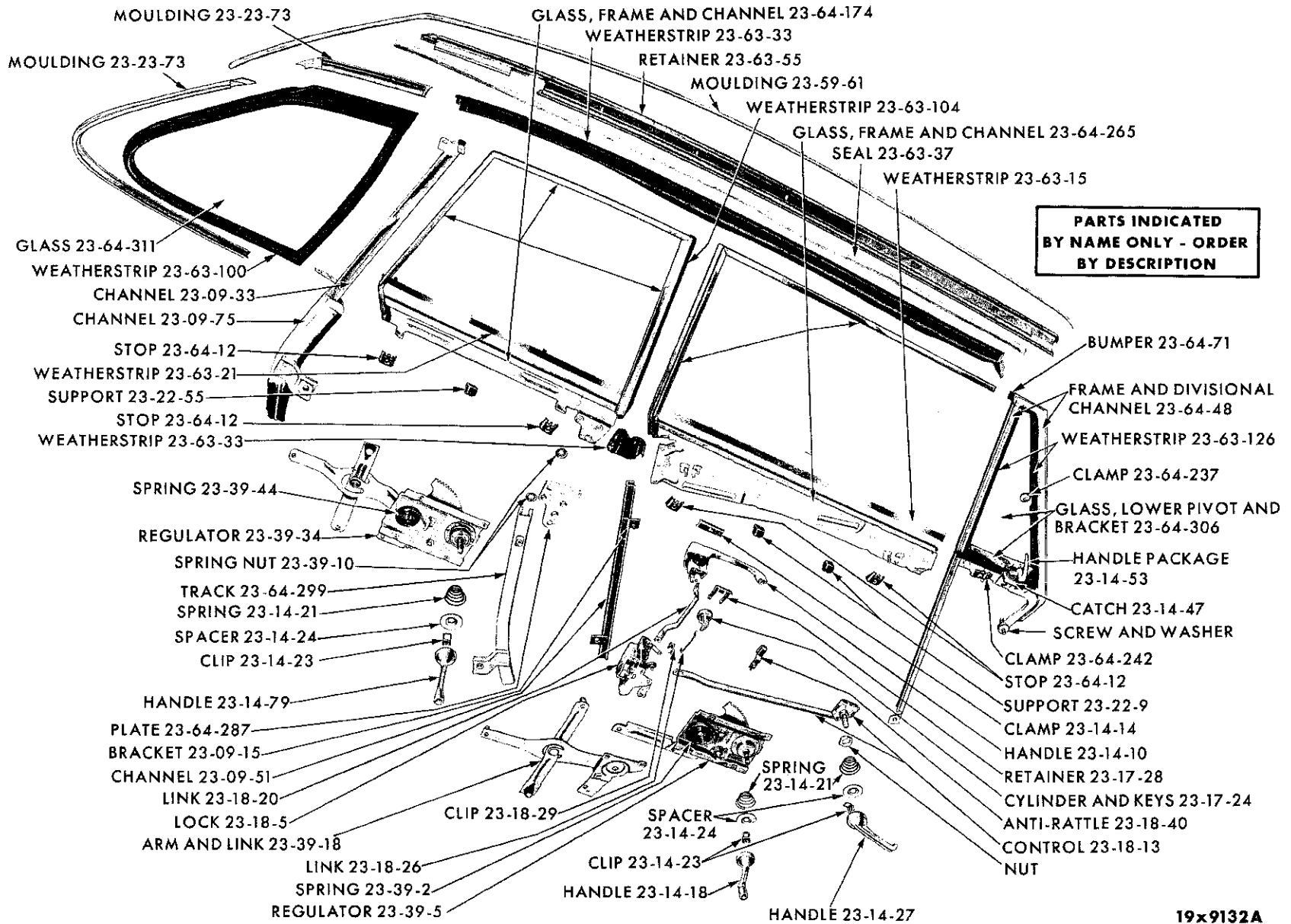
PARTS INDICATED
BY NAME ONLY - ORDER
BY DESCRIPTION

19x9409

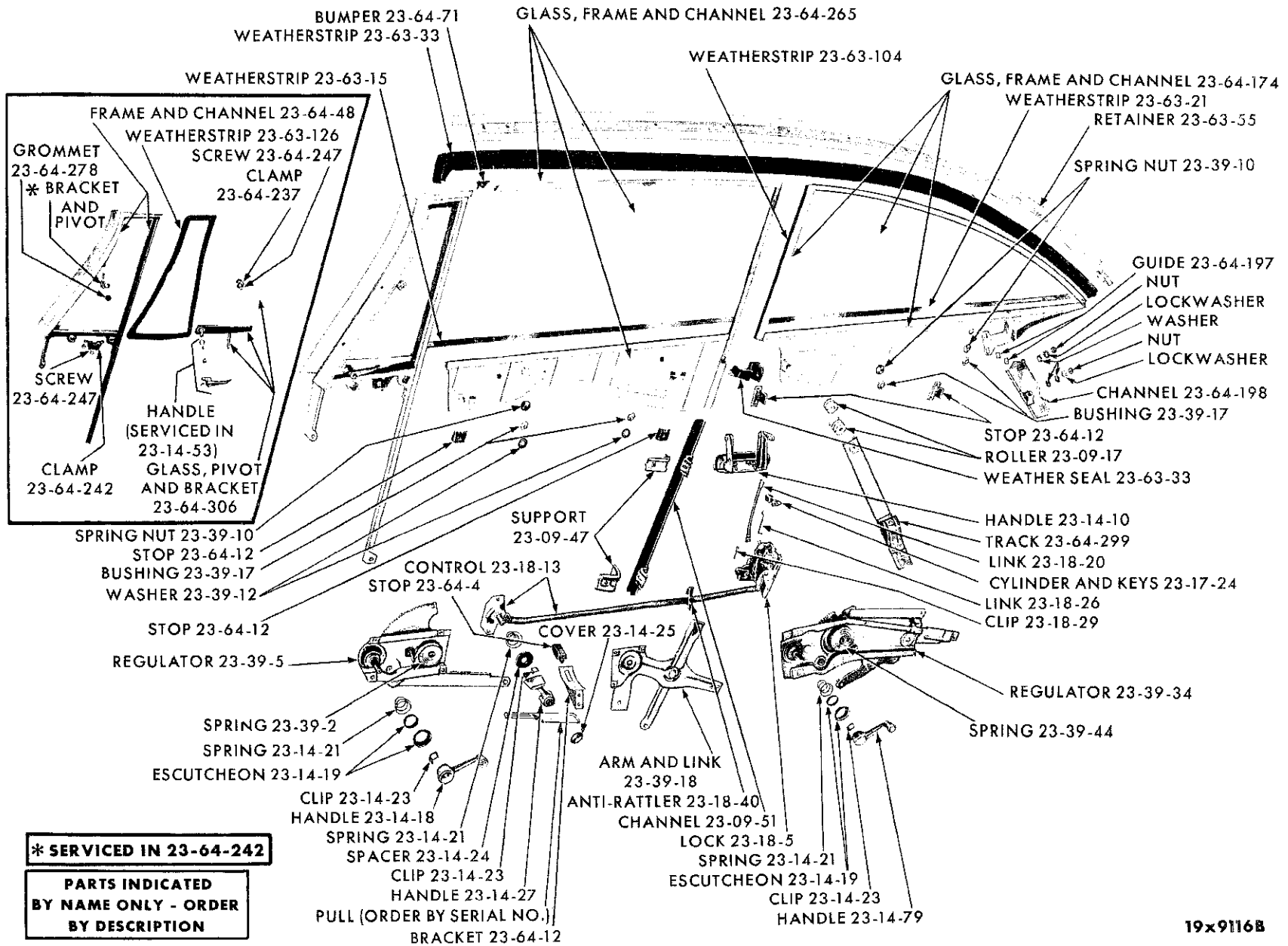
DOOR WINDOW REGULATORS AND RUNS - PLYMOUTH SP1-2 AND DART SD1-2 SPECIAL 4 DOOR SEDAN



DOOR WINDOW REGULATORS AND RUNS - VALIANT SV1 AND LANCER SL1 CLUB SEDAN



DOOR WINDOW REGULATORS AND RUNS - VALIANT SV1 AND LANCER SL1 SPECIAL CLUB COUPE

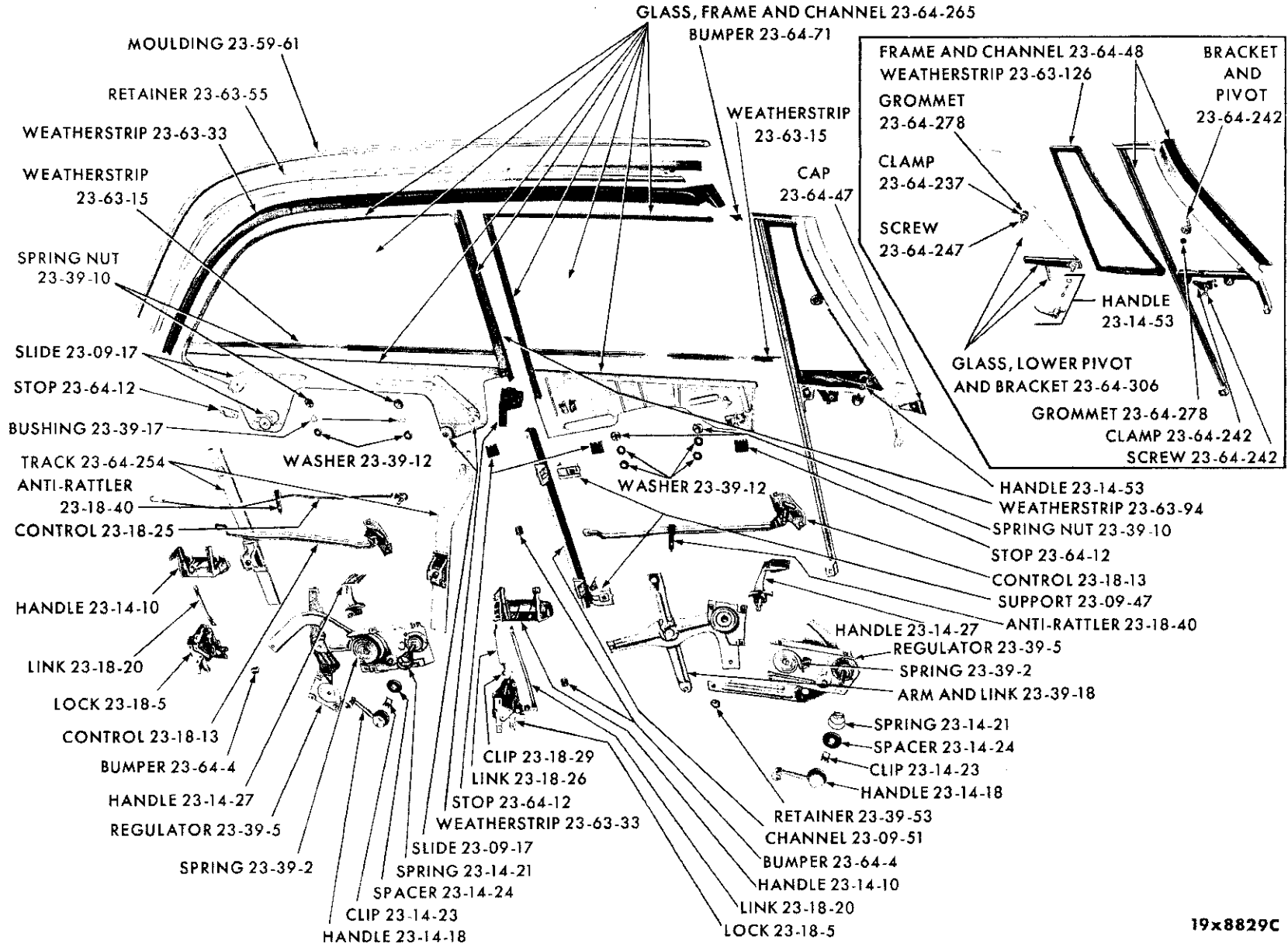


*** SERVICED IN 23-64-242**

**PARTS INDICATED
 BY NAME ONLY - ORDER
 BY DESCRIPTION**

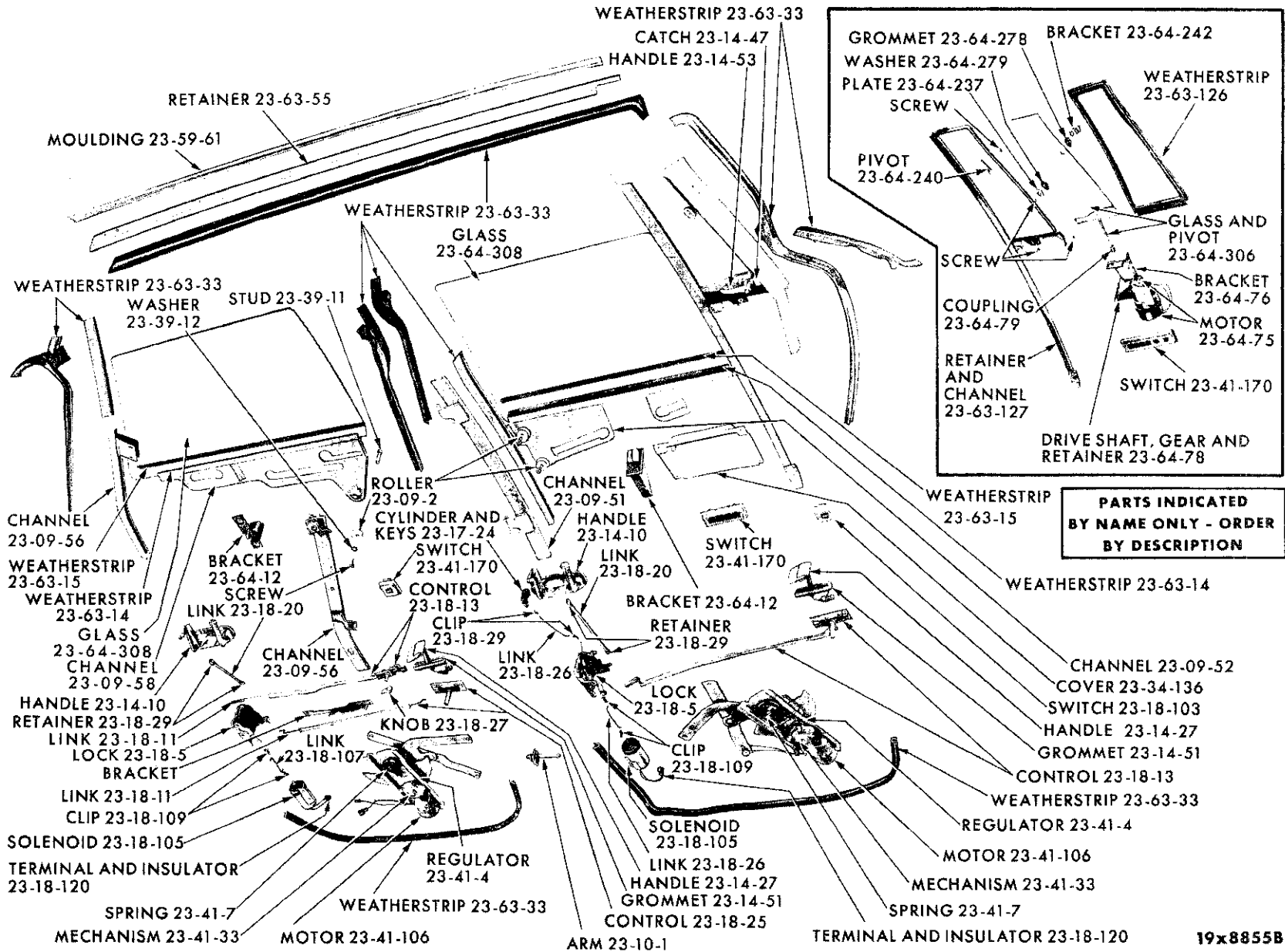
19x9116B

DOOR WINDOW REGULATORS AND RUNS - CHRYSLER SC1-2 SPECIAL CLUB COUPE

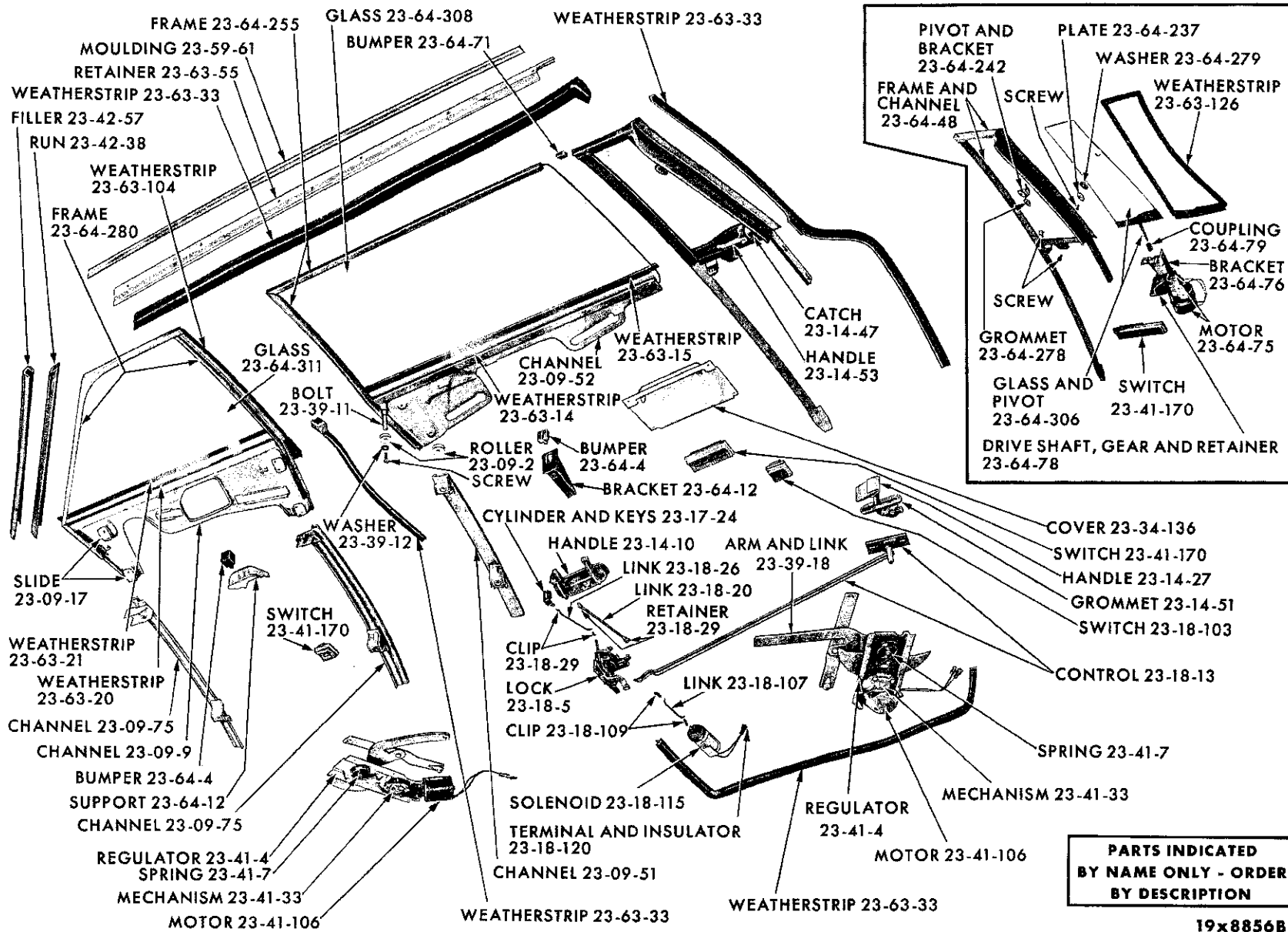


19x8829C

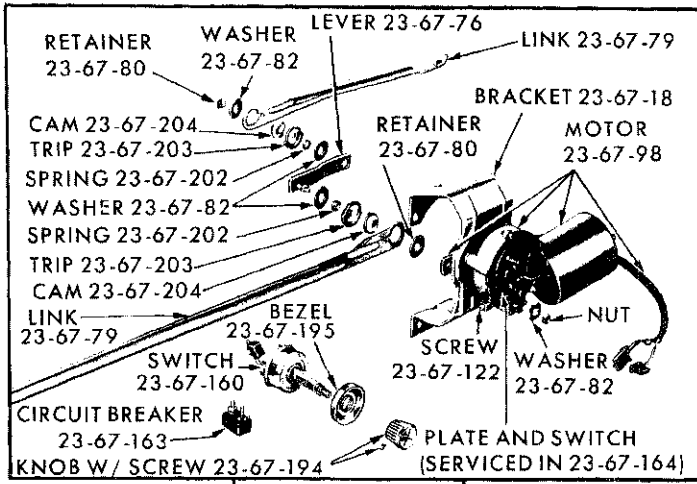
DOOR WINDOW REGULATORS AND RUNS - CHRYSLER SC1-2-3 SPECIAL 4 DOOR SEDAN



DOOR WINDOW REGULATORS AND RUNS - IMPERIAL SY1 SPECIAL 4 DOOR SEDAN

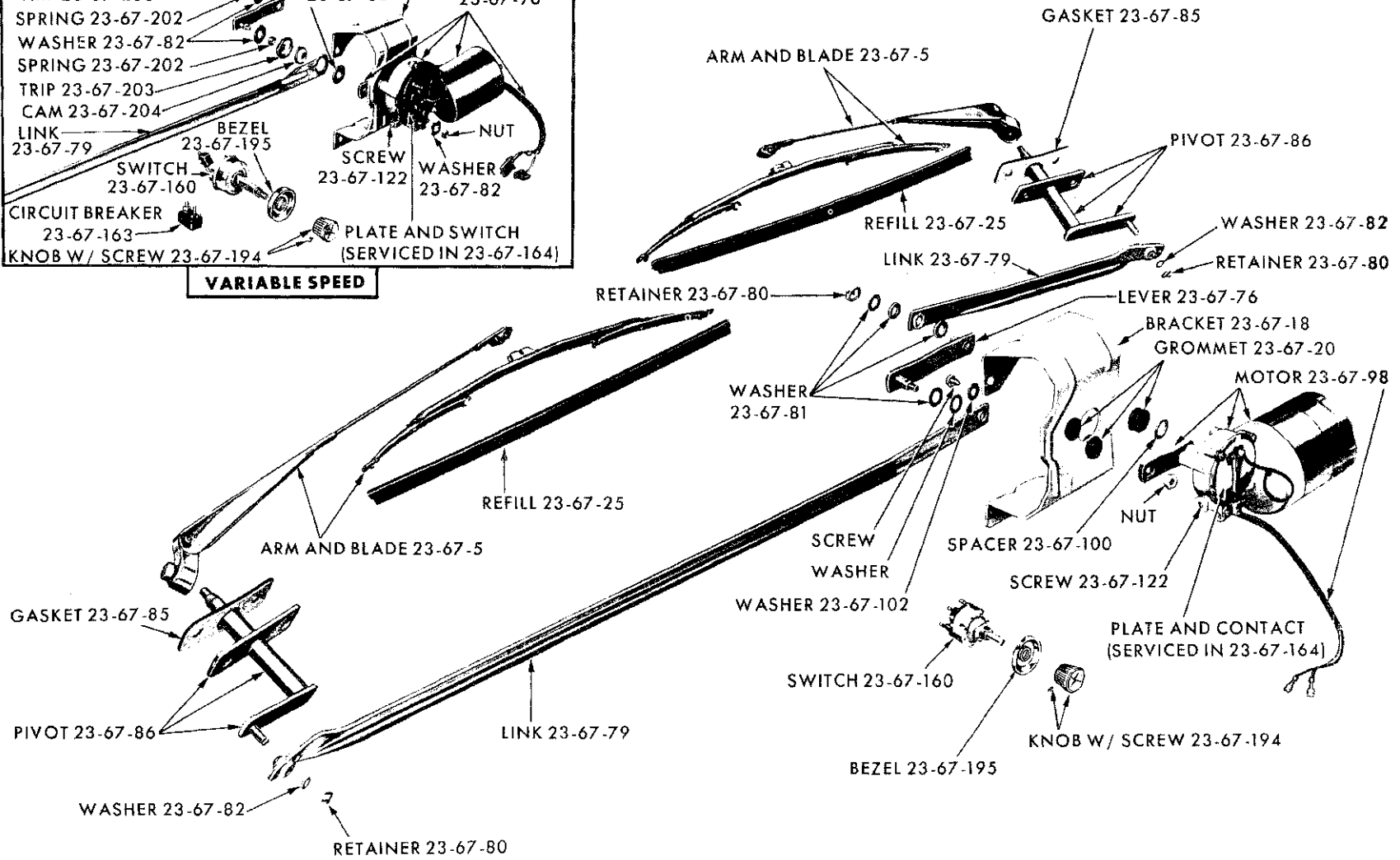


DOOR WINDOW REGULATORS AND RUNS - IMPERIAL SY1 SPECIAL CLUB COUPE



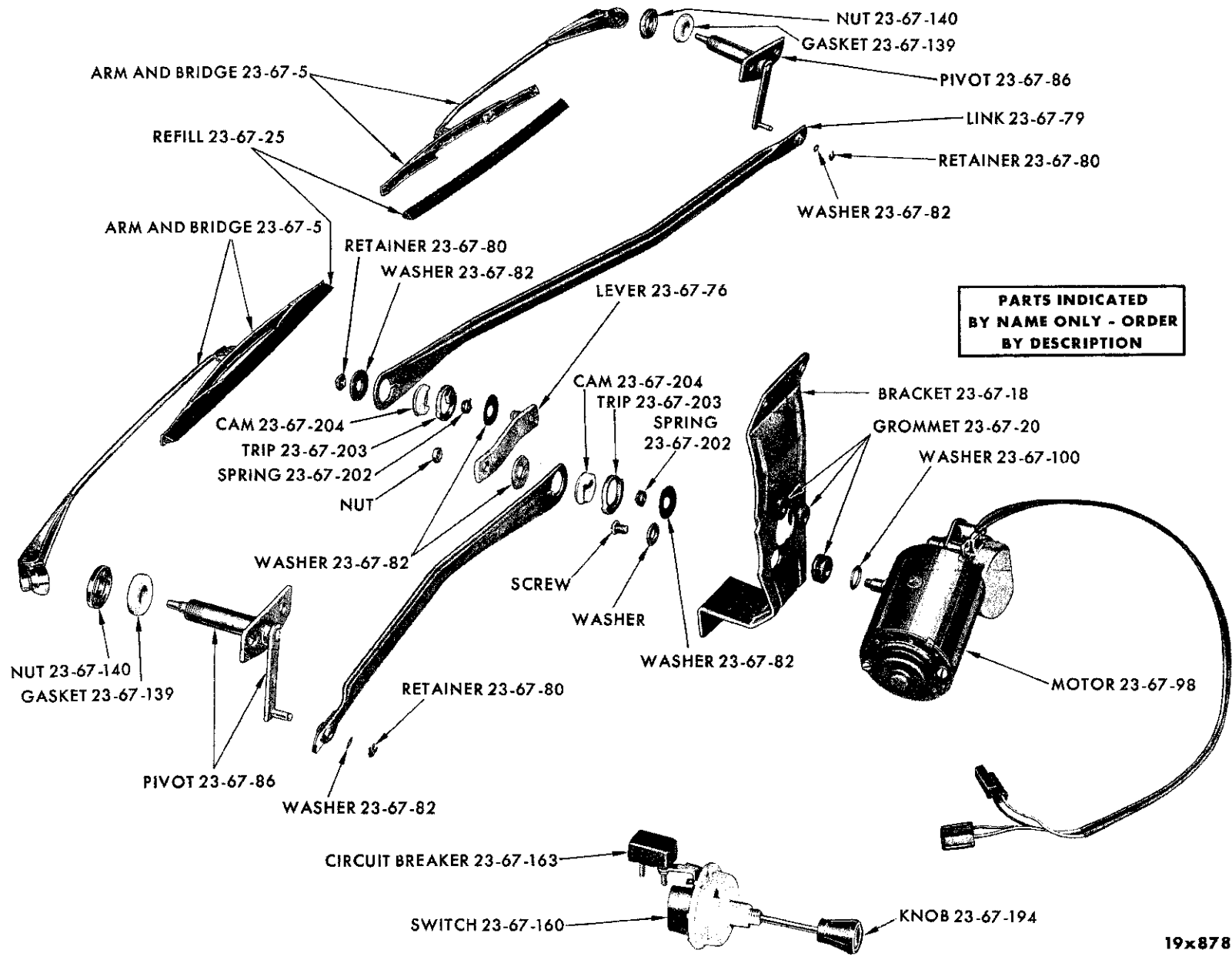
VARIABLE SPEED

**PARTS INDICATED
BY NAME ONLY - ORDER
BY DESCRIPTION**



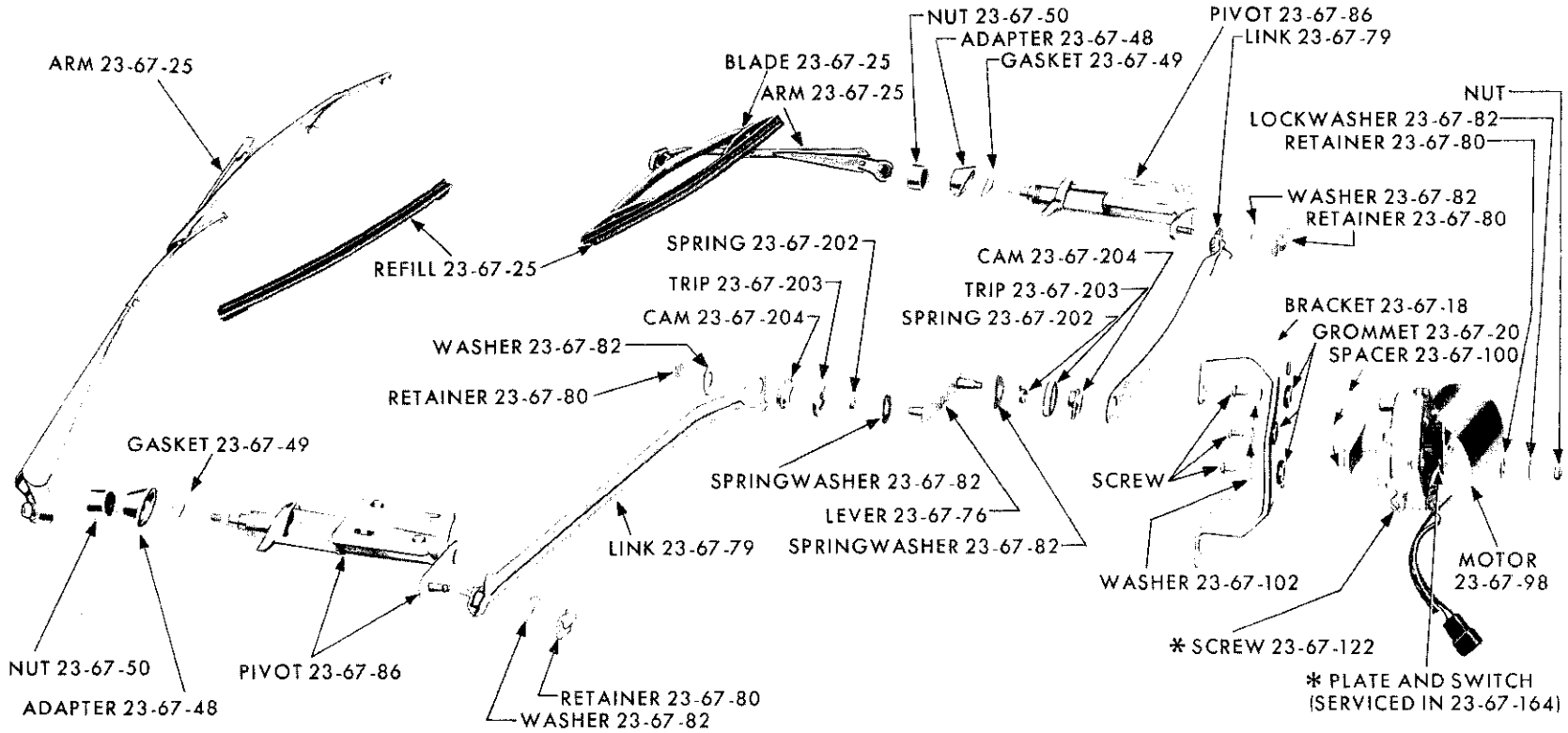
19x9107A

WINDSHIELD WIPER - PLYMOUTH SP1-2, DODGE SD1-2 AND CHRYSLER SC1-2-3



WINDSHIELD WIPER - VALIANT SV1 AND LANCER SL1

19x8782B

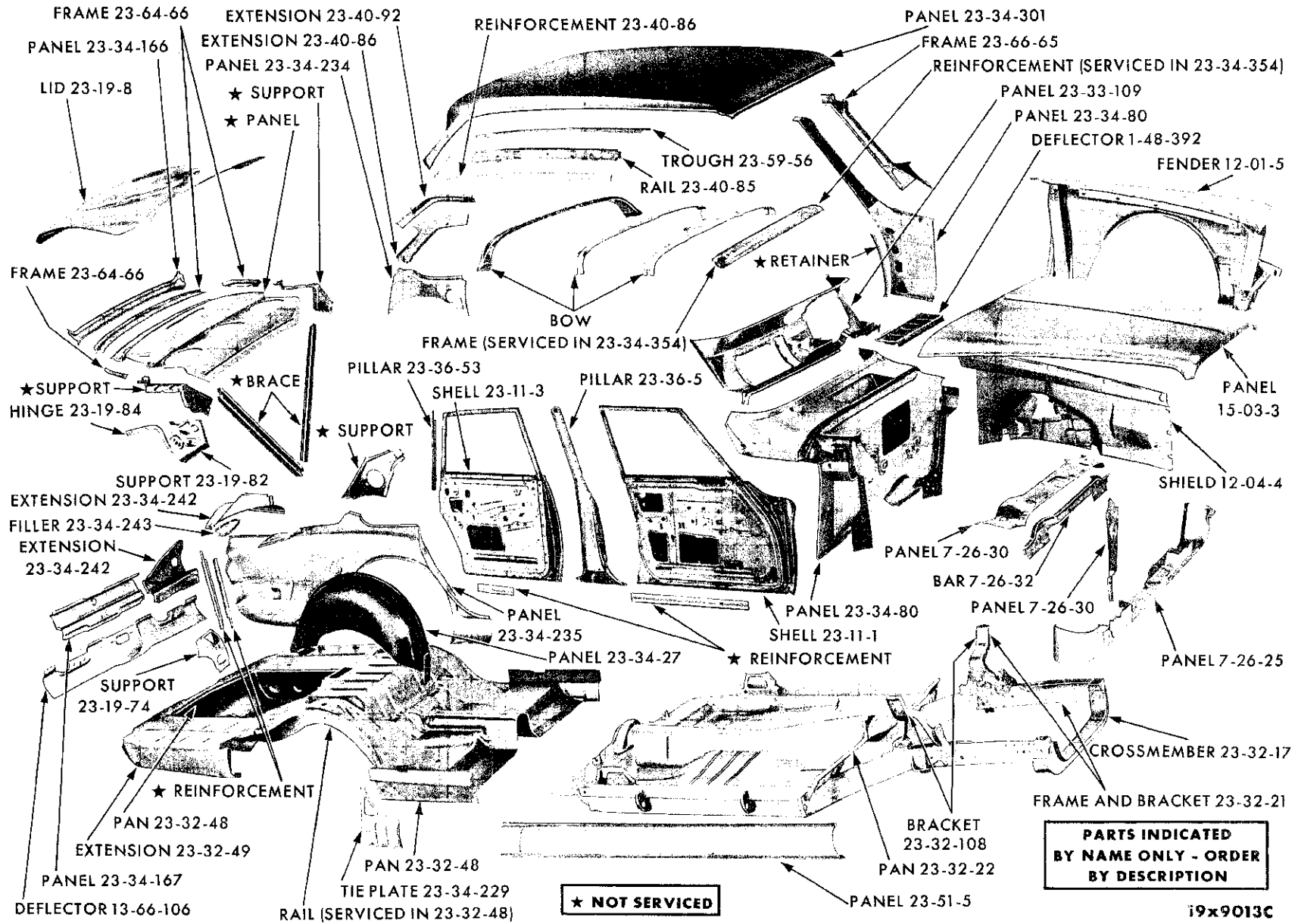


*** ALSO SERVICED IN 23-67-98**

**PARTS INDICATED
BY NAME ONLY - ORDER
BY DESCRIPTION**

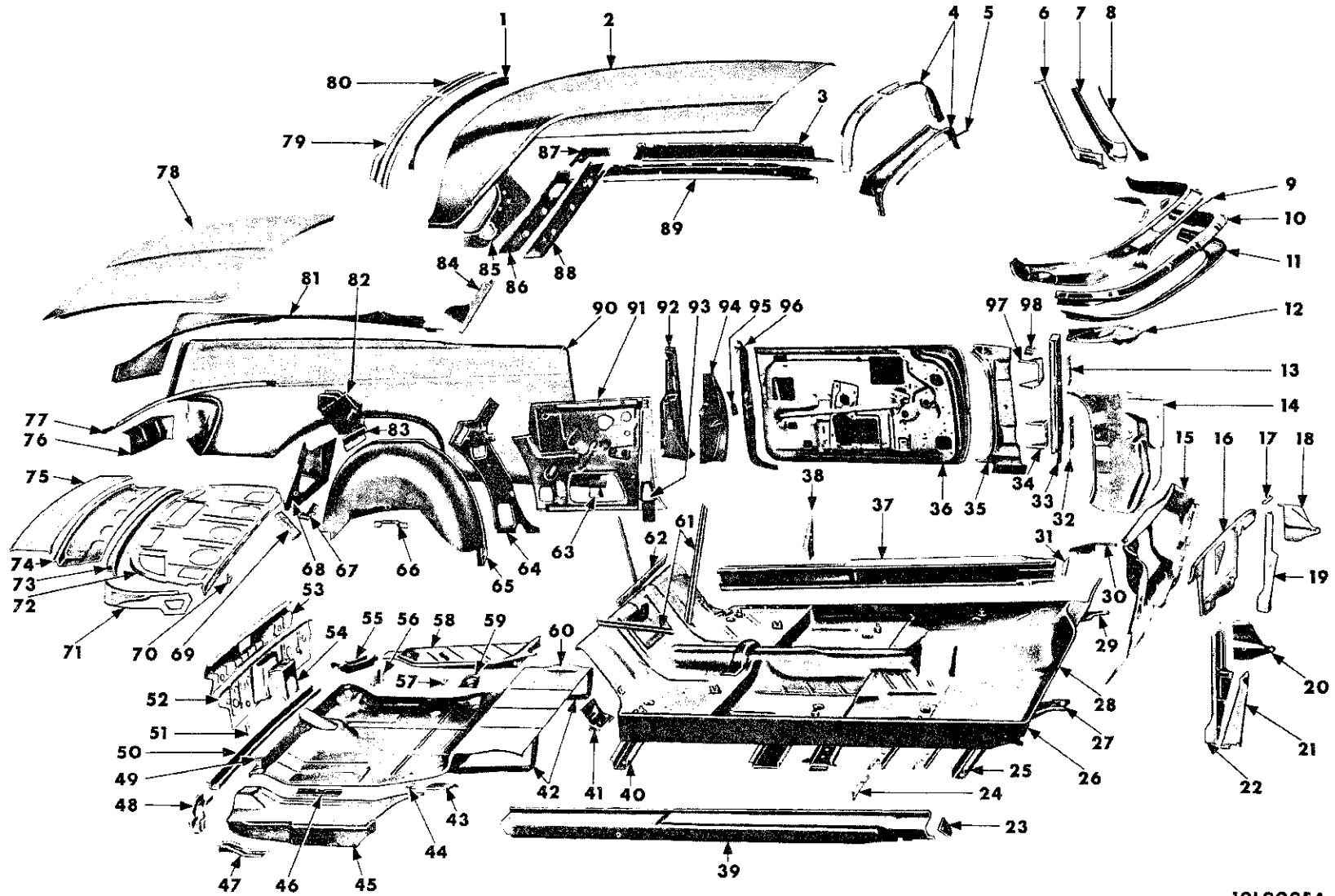
WINDSHIELD WIPER - IMPERIAL SY1

19x8542C



BODY - VALIANT SV1 4 DOOR SEDAN

19x9013C



19L9095A

BODY - IMPERIAL SY1 SPECIAL CLUB COUPE

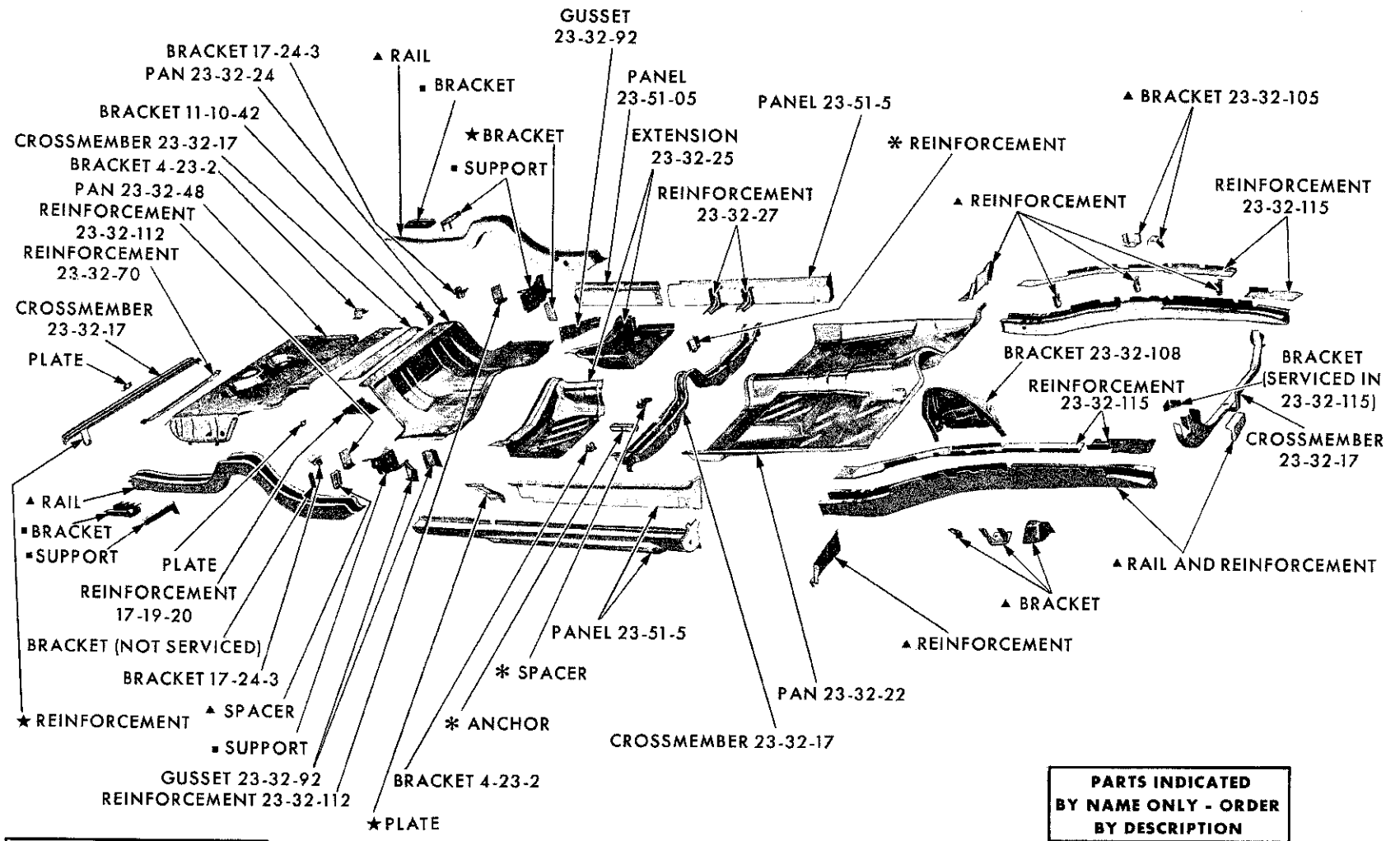
BODY - IMPERIAL SY1 SPECIAL CLUB COUPE

Ref. No.	Name	Part Type Code	Ref. No.	Name	Part Type Code
1	Rear Window Opening Upper Frame	23-64-66	48	No. 6 Body Bolt Floor Pan Reinforcement Extension	Not Serviced
2	Roof Panel	23-34-301	49	No. 6 Body Bolt Reinforcement to Floor Pan Spacer	23-05-36
3	Roof Side Rail	23-40-85	50	No. 6 Body Bolt Floor Pan Reinforcement	Not Serviced
4	Windshield Opening Upper Frame (Serviced in 23-34-80)		51	Deck Opening Lower Panel Drain Trough Support	Not Serviced
5	Windshield Header Trim Retainer (Serviced in 23-34-80)		52	Deck Opening Lower Panel Reinforcement	23-34-179
6	Front Hinge Pillar Extension (Serviced in 23-34-80)		53	Deck Opening Lower Panel	23-34-167
7	Windshield Opening Side Frame (Serviced in 23-34-80)		54	Deck Opening Lower Panel Lock Support	23-19-74
8	Cowl Top Panel Extension (Serviced in 23-34-80)		55	No. 6 Body Bolt Floor Pan Reinforcement	Not Serviced
9	Cowl Top Panel (Serviced in 23-34-80)		56	Rear Floor Pan Jack Stowage Bracket	Not Serviced
10	Windshield Opening Lower Frame (Serviced in 23-34-80)		57	Spare Wheel Anchor Stud Bracket	Not Serviced
11	Windshield Opening Lower Frame Reinforcement (Serviced in 23-34-80)		58	Extension	23-32-49
12	Front Pillar to Cowl Side Filler (Serviced in 23-34-80)		59	No. 5 Body Bolt Floor Pan Reinforcement	Not Serviced
13	Front Pillar Door Hinge Tapping Plate	23-15-13	60	Rear Floor Pan	23-32-48
14	Cowl Side Panel	23-34-80	61	Shelf Panel to Floor Brace	Not Serviced
15	Dash Panel	23-34-110	62	Shelf Panel to Floor Center Brace Support	Not Serviced
16	Dash Panel Air Duct Cover	23-34-116	63	Quarter Window Lower Stop Support	23-64-12
17	Cowl Top Panel Hood Seal Support (Serviced in 23-34-80)		64	Quarter Inside Panel to Wheelhouse Reinforcement	23-34-249
18	Hood Hinge Support and Clinch Nut (Serviced in 23-34-80)		65	Panel	23-34-27
19	Dash Panel No. 1 & 1A Body Bolt Brace and C/Nut	23-34-122	66	Deck Lid Hinge Support to Wheelhouse Bracket	23-19-76
20	Hood Hinge Support and Clinch Nut (Serviced in 23-34-80)		67	Wheelhouse Jack Stowage Bracket Support	Not Serviced
21	Dash Panel No. 1 & 1A Body Bolt Brace and Clinch Nut Reinforcement	23-34-126	68	Shelf Panel to Wheelhouse Gusset	Not Serviced
22	Dash Panel No. 1 & 1A Body Bolt Brace and Clinch Nut	23-34-122	69	Rear Seat Back Hanger	Not Serviced
23	Body Side Sill Front End Cover	23-51-43	70	Belt Side Bar	23-51-41
24	Body Floor Seat Track Reinforcement	Not Serviced	71	Shelf Panel	Not Serviced
25	Floor Pan Reinforcement	Not Serviced	72	Belt Center Bar (Serviced in 23-34-166)	
26	Body Side Inner Sill	23-51-5	73	Deck Opening Upper Panel Reinforcement (Serviced in 23-34-166)	
27	No. 1 & 2 Body Bolt Strainer	Not Serviced	74	Deck Opening Upper Panel	23-34-166
28	Front Floor Pan	Not Serviced	75	Extension	23-34-176
29	No. 1 & No. 2 Body Bolt Strainer	Not Serviced	76	Reinforcement	23-59-37
30	Dash Panel Hood Hinge Support to Front Cowl Filler Reinforcement	Not Serviced	77	Deck Lid	23-19-8
31	Body Side Sill End Cover	23-51-43	78	Rear Window Upper Frame Reinforcement, Right	23-64-67
32	Front Pillar Door Hinge Tapping Plate	23-15-13	79	Rear Window Upper Frame Reinforcement, Left	23-64-67
33	Front Pillar Front Half (Serviced in 23-34-80)		80	Panel	23-34-233
34	Front Pillar Lower Hinge Reinforcement (Serviced in 23-34-80)		81	Deck Lid Hinge Body Bracket Support	23-19-82
35	Front Pillar Rear Half (Serviced in 23-34-80)		82	Deck Lid Hinge Support to Wheelhouse Bracket	Not Serviced
36	Door Shell	23-11-1	83	Roof Side Rail Extension	23-40-92
37	Body Side Sill Outer Panel	23-51-5	84	Rear Window Side Frame	23-64-66
38	Quarter Inside Panel to Seat Riser Brace	Not Serviced	85	Roof Side Rear Outer Rail	23-40-85
39	Body Side Outer Sill	23-51-5	86	Gusset	Not Serviced
40	Body Floor Pan Reinforcement	Not Serviced	87	Roof Side Rear Inner Rail	23-40-85
41	Axle Drive Pinion Carrier Bumper Reinforcement	Not Serviced	88	Roof Side Rail	23-40-85
42	Fuel Tank Rear Floor Pan Reinforcement	Not Serviced	89	Quarter Panel	23-34-235
43	No. 5 Body Bolt Floor Pan Reinforcement	Not Serviced	90	Quarter Inner Panel	23-34-234
44	Fuel Tank Hanger	Not Serviced	91	Quarter Inside Panel to Lock Pillar Extension	Not Serviced
45	Rear Floor Pan Side Extension	23-32-49	92	Quarter Inside Panel to Outer Sill Reinforcement	23-51-6
46	Floor Pan Spare Wheel Bracket Reinforcement	Not Serviced	93	Body Lock Pillar Reinforcement	23-36-66
47	Fuel Tank Rear Floor Pan Reinforcement Extension	Not Serviced	94	Door Lock Striker Tapping Plate	23-08-75
			95	Body Lock Pillar	23-36-53
			96	Front Pillar Upper Hinge Reinforcement (Serviced in 23-34-80)	
			97	Windshield Opening Lower Frame to Upper Strg. Column Bracket (Serviced in 23-34-80)	
			98		

May 1, 1962 Supersedes Nov. 30, 1961.

Page 23-48F

Printed in U.S.A.

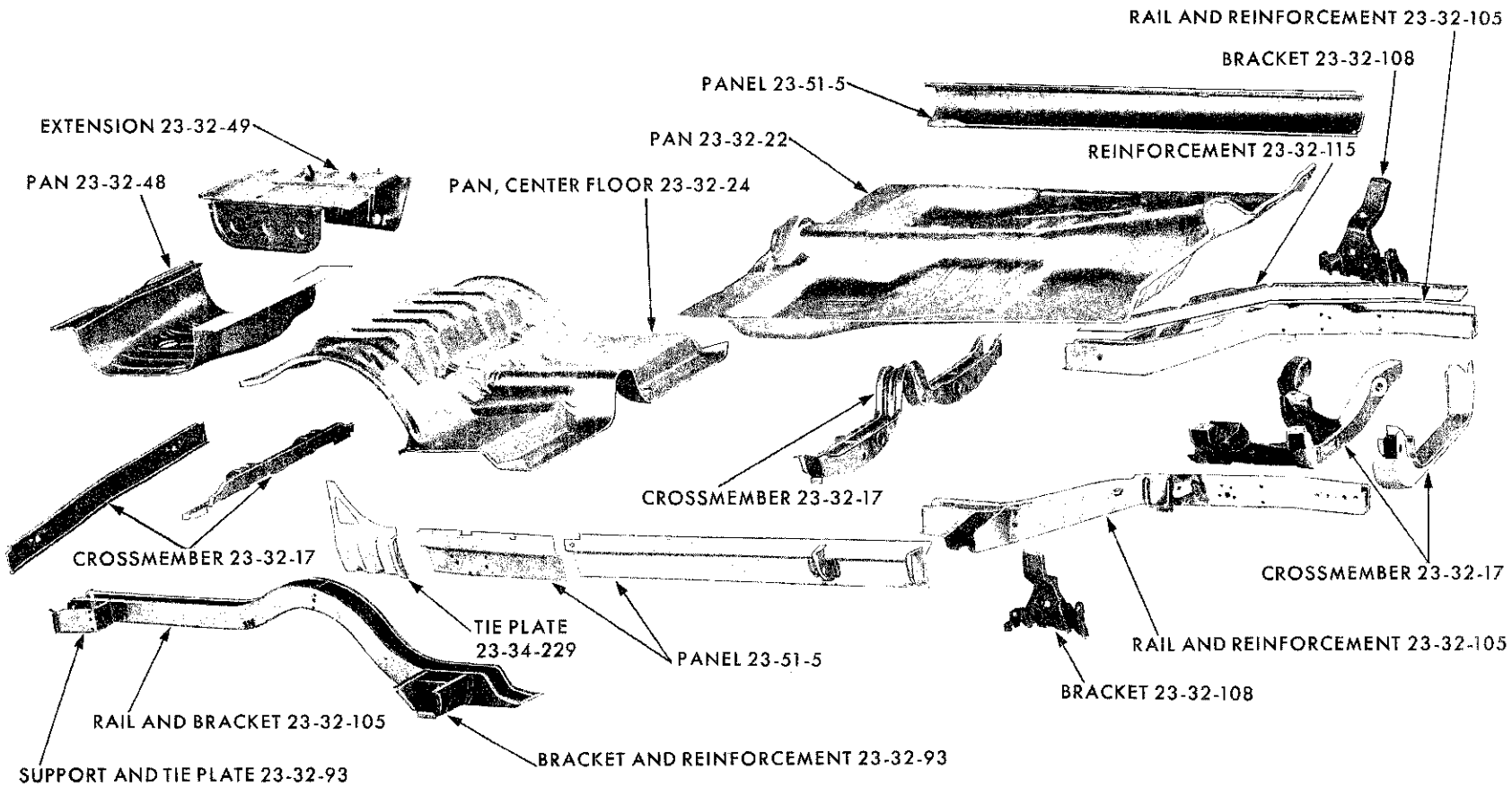


**PARTS INDICATED
BY NAME ONLY - ORDER
BY DESCRIPTION**

- ▲ SERVICED IN 23-32-105**
- * SERVICED IN 23-32-17** **■ SERVICED IN 23-32-93** **★ NOT SERVICED**

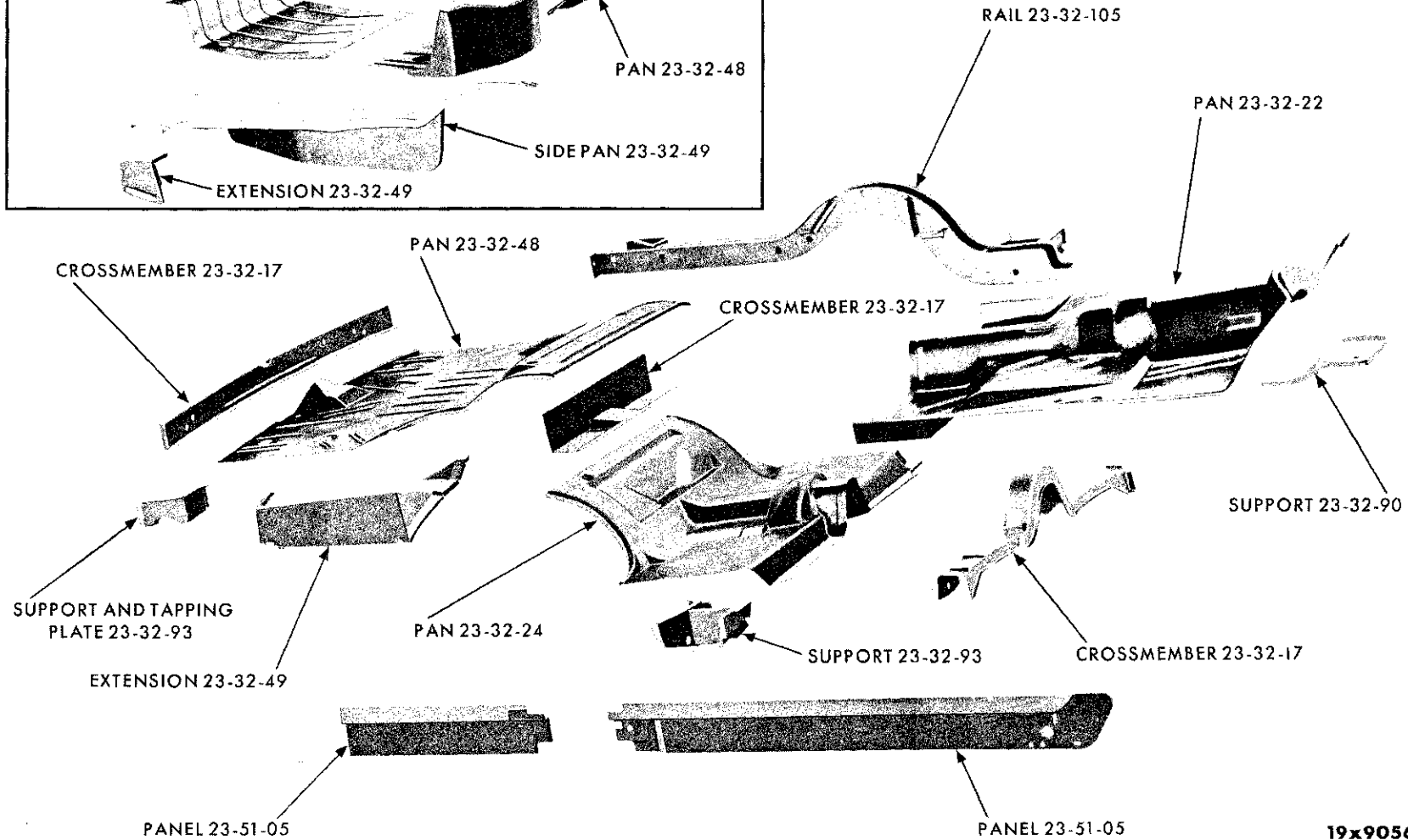
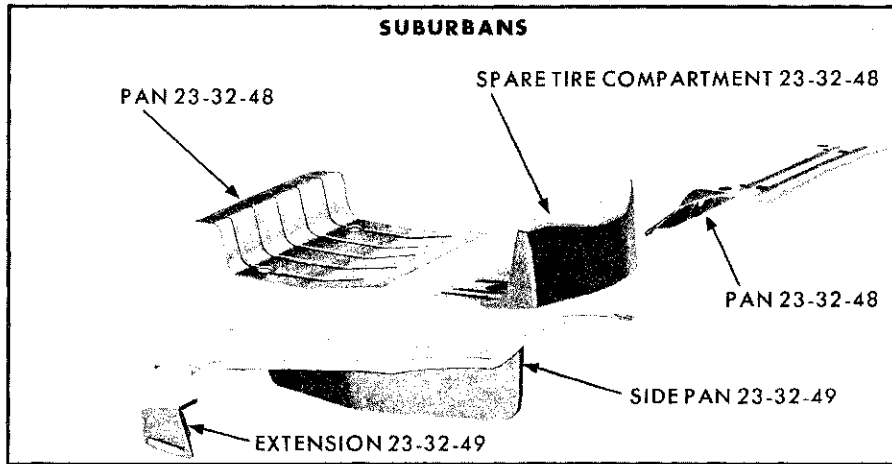
19x9408

FLOOR PAN - PLYMOUTH SP1-2



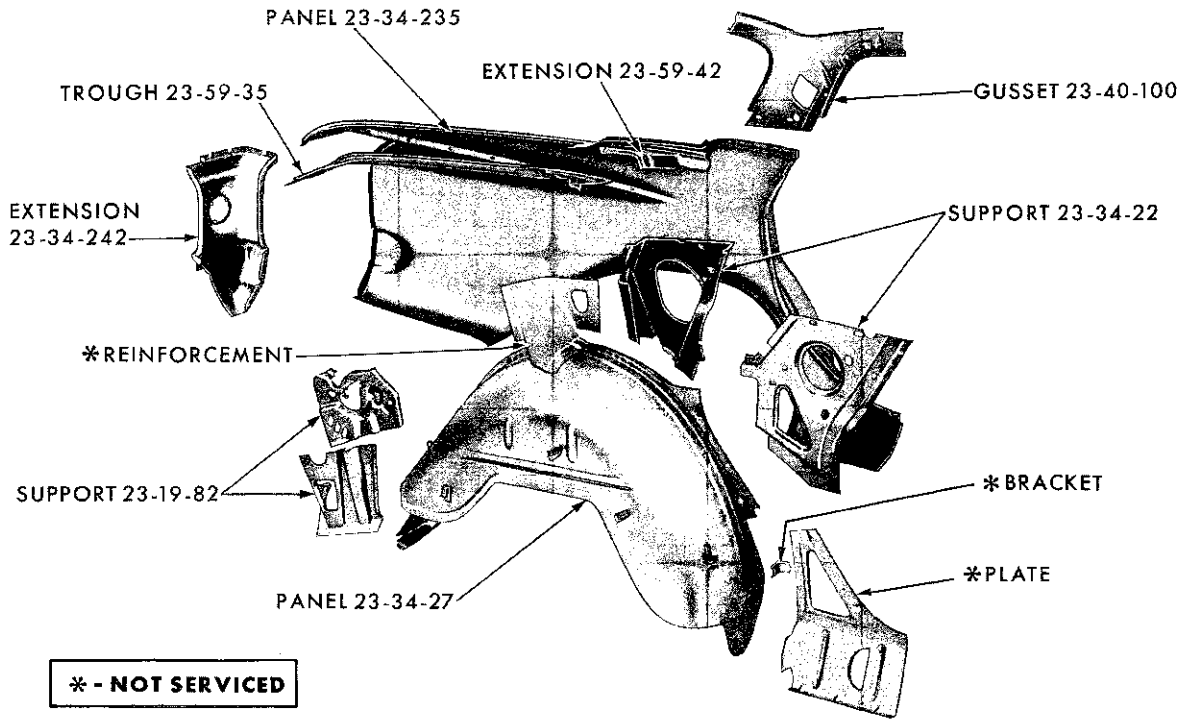
19x9052B

UNDERBODY - VALIANT SV1 AND LANCER SL1



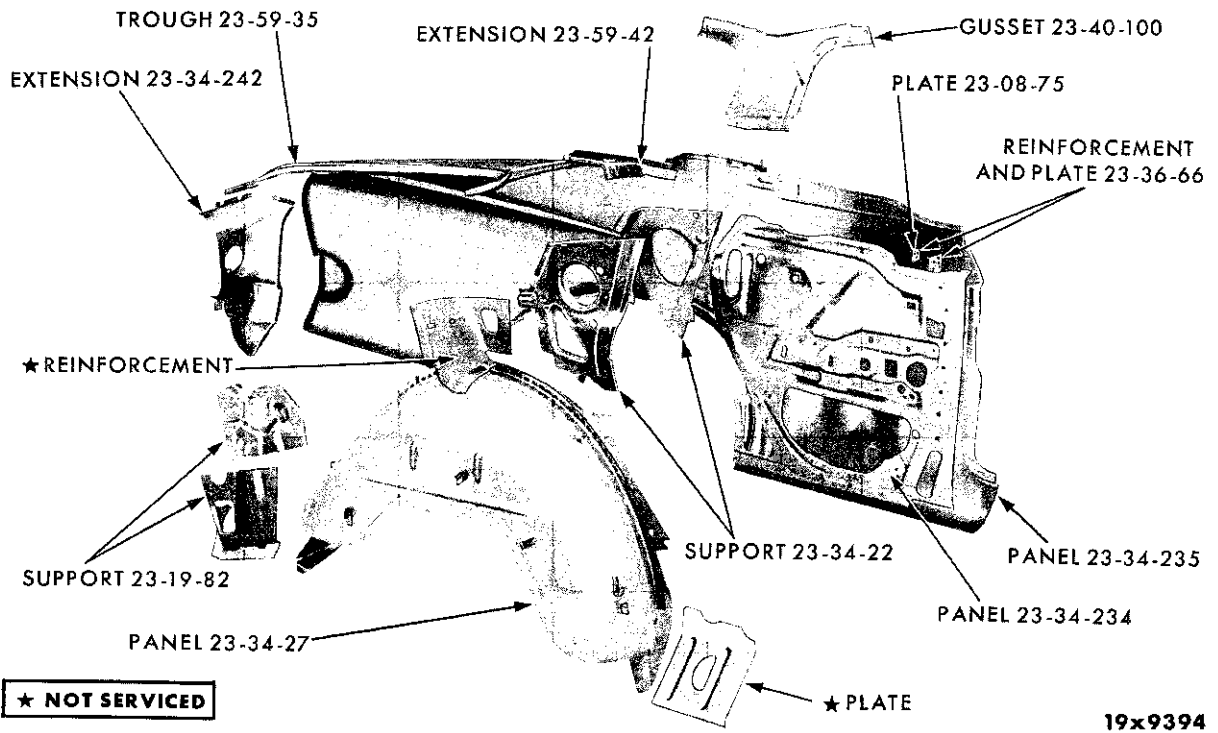
19x9056

UNDERBODY - PLYMOUTH SP1-2, DODGE SD1-2 AND CHRYSLER SC1-2-3



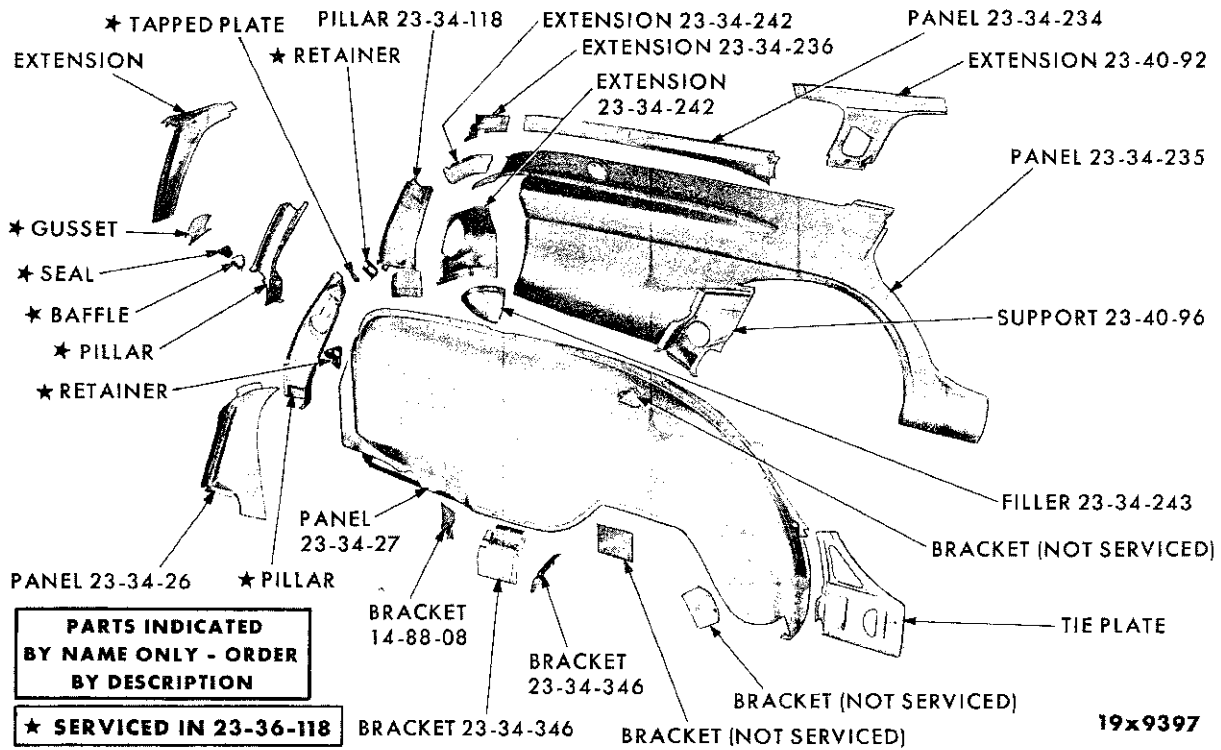
19x9393

REAR QUARTER PANEL - PLYMOUTH SP1-2 4 DOOR SEDAN AND SPECIAL 4 DOOR SEDAN

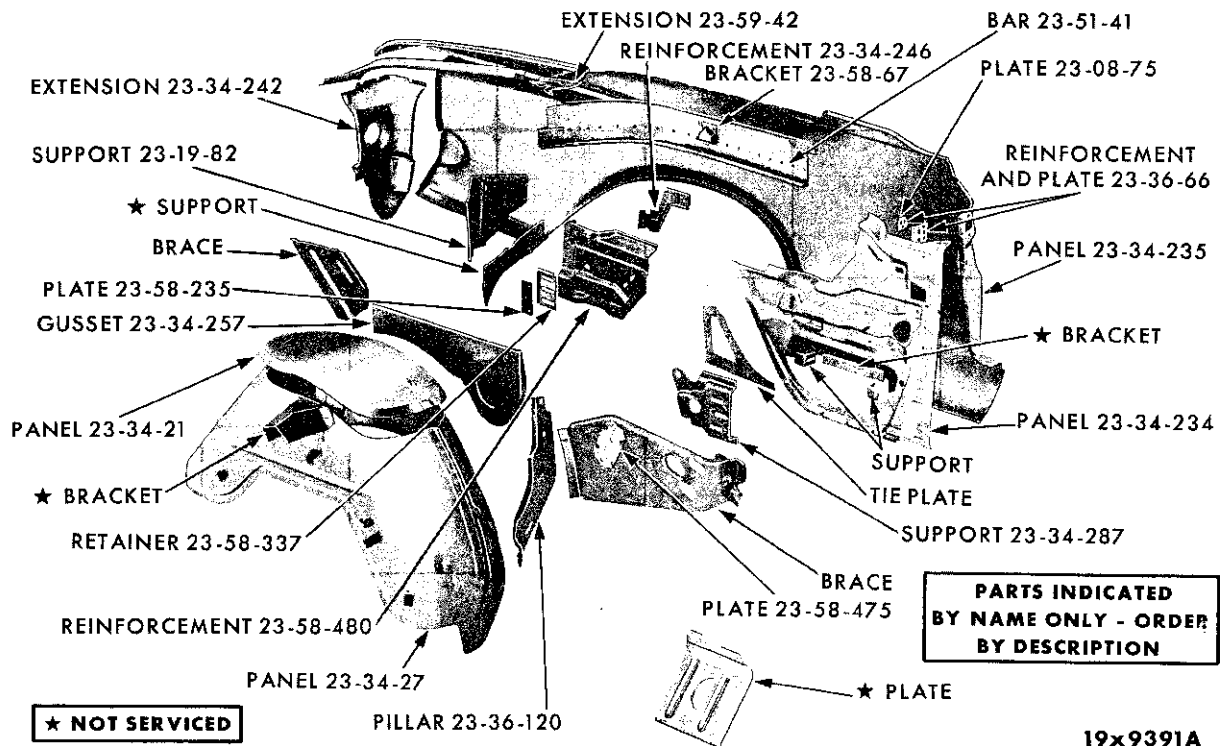


19x9394

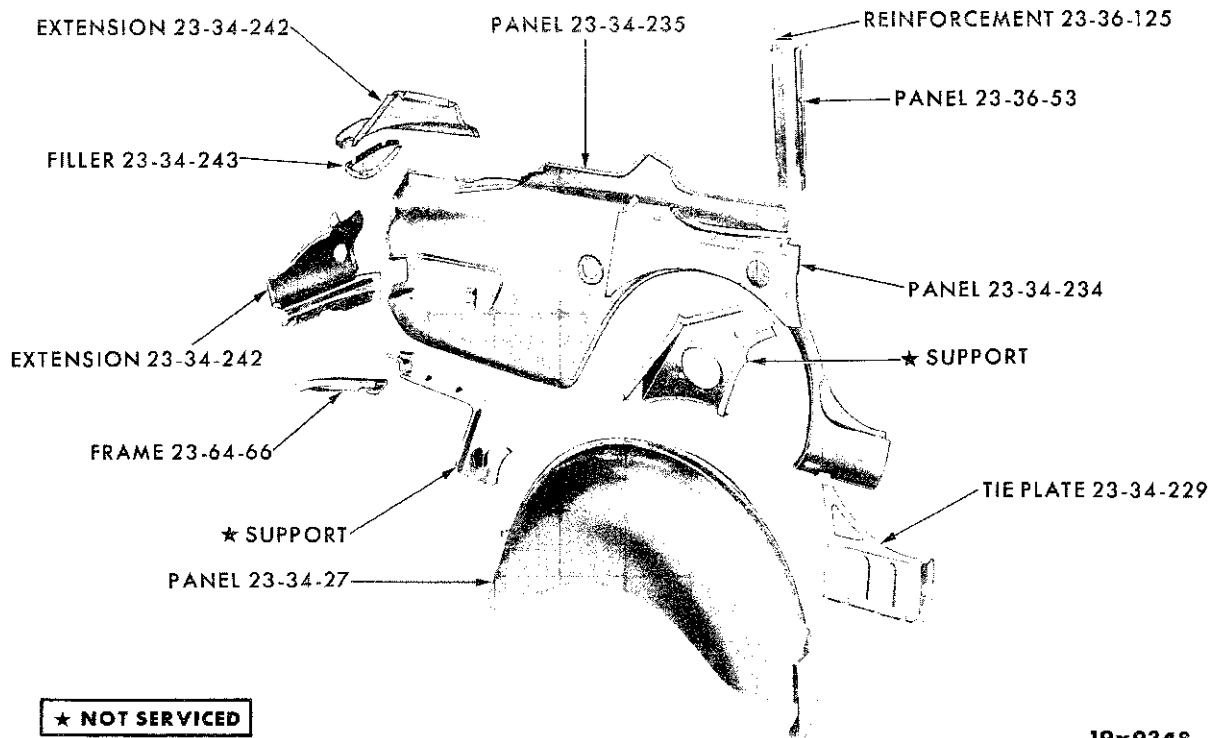
REAR QUARTER PANEL - PLYMOUTH SP1-2 CLUB SEDAN AND SPECIAL CLUB COUPE



REAR QUARTER PANEL - PLYMOUTH SP1-2 4 DOOR SUBURBAN

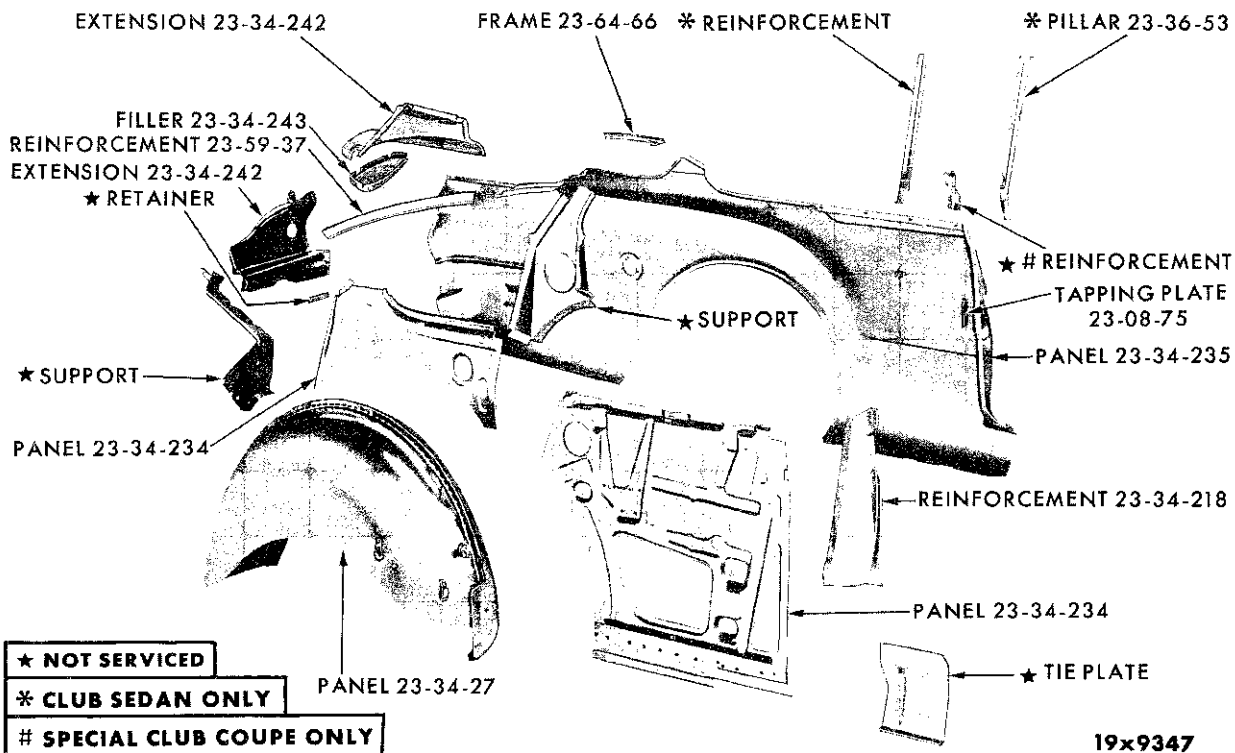


REAR QUARTER PANEL - PLYMOUTH SP2 CONVERTIBLE COUPE



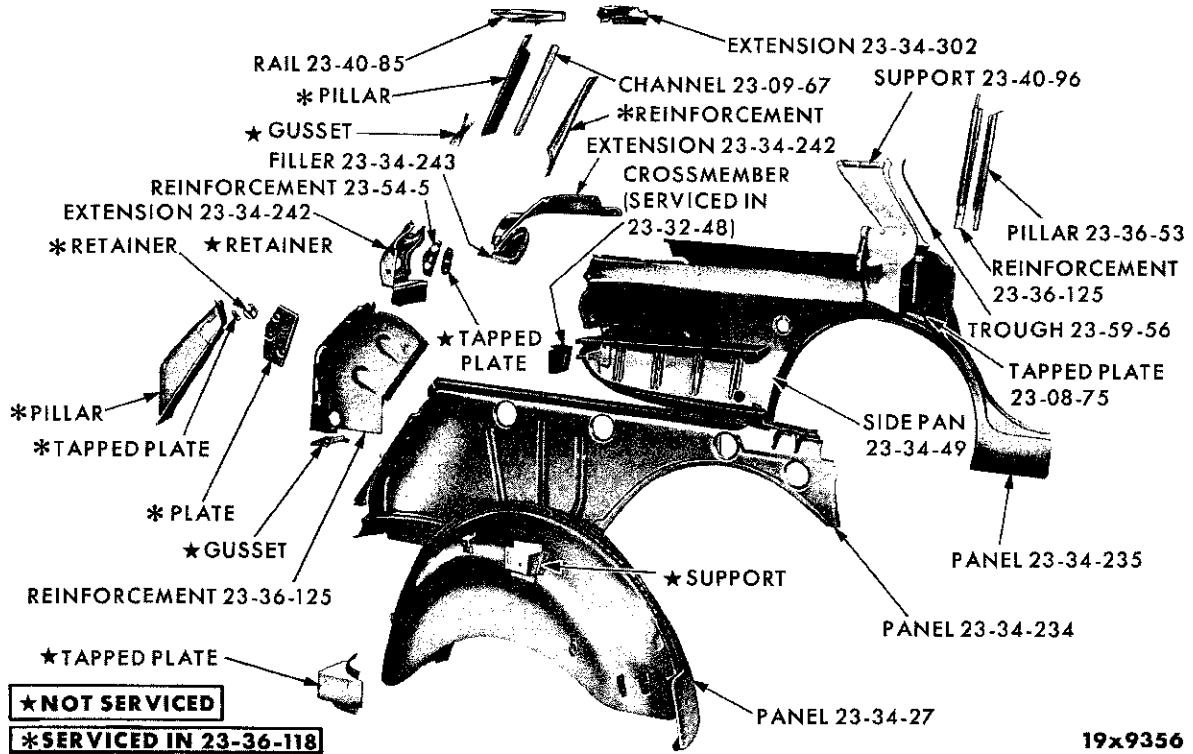
19x9348

REAR QUARTER PANEL - VALIANT SV1 4 DOOR SEDAN

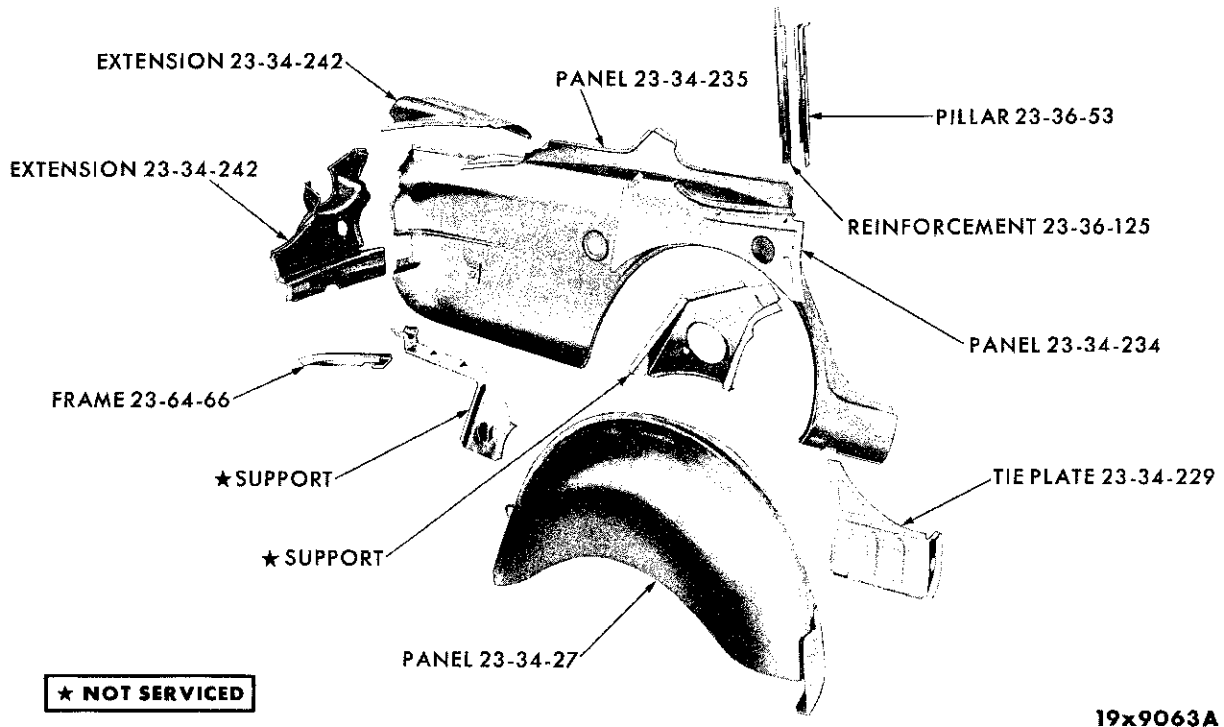


19x9347

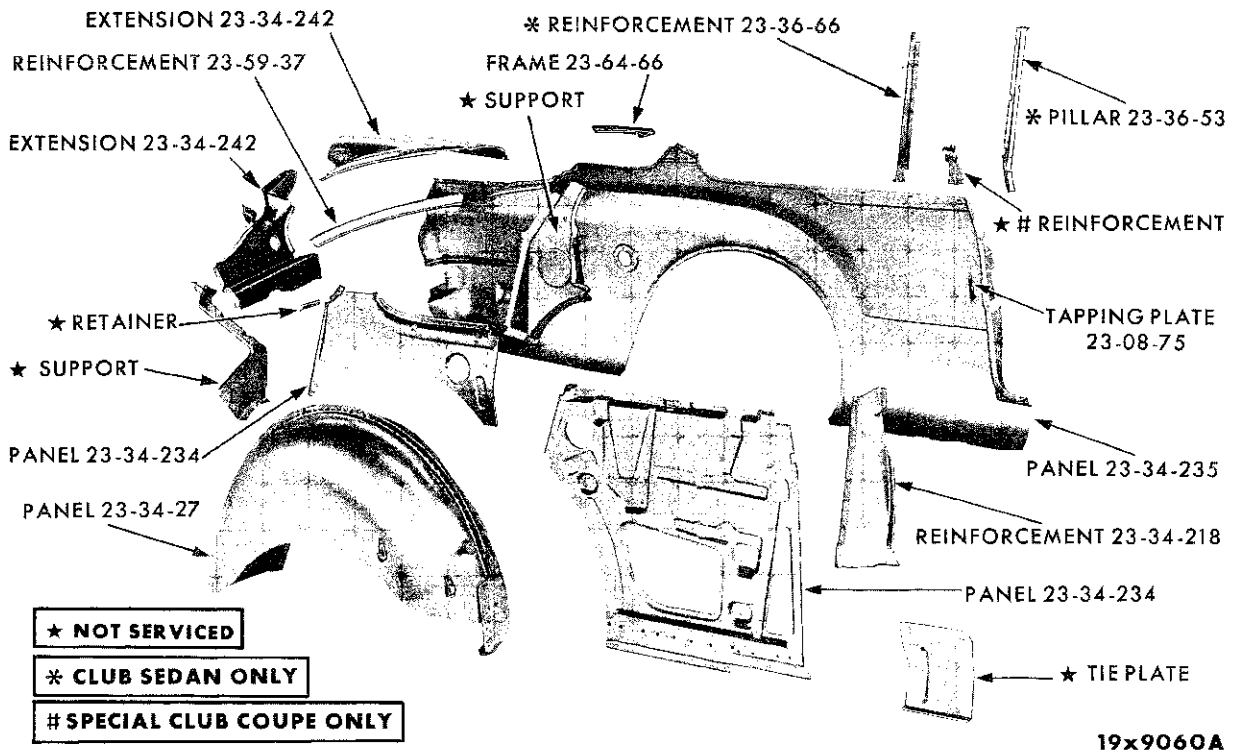
REAR QUARTER PANEL - VALIANT SV1 CLUB SEDAN AND SPECIAL CLUB COUPE



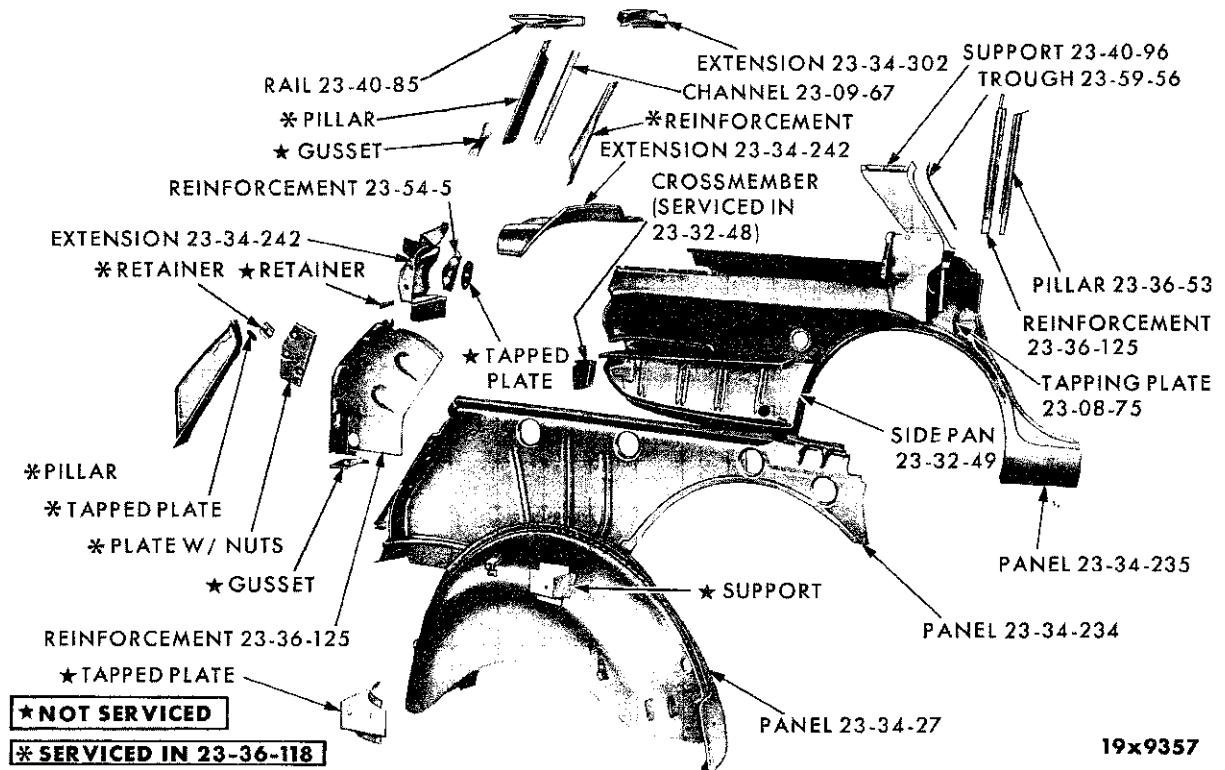
REAR QUARTER PANEL - VALLIANT SV1 4 DOOR SUBURBAN



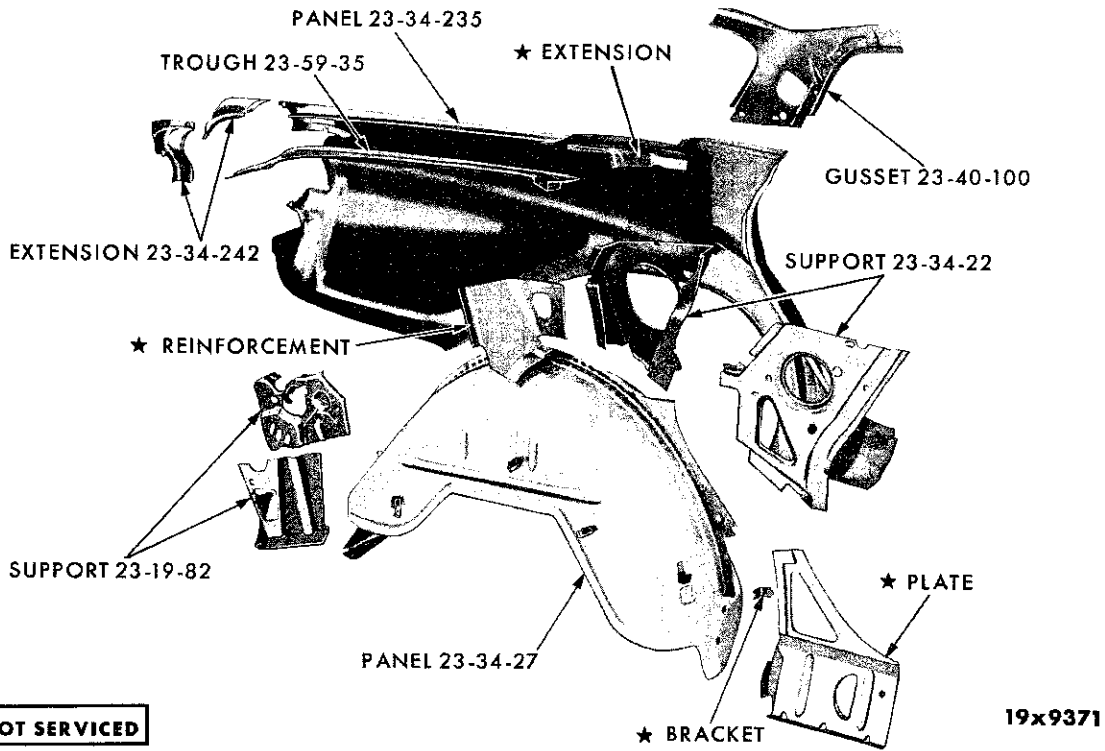
REAR QUARTER PANEL - LANCER SL1 4 DOOR SEDAN



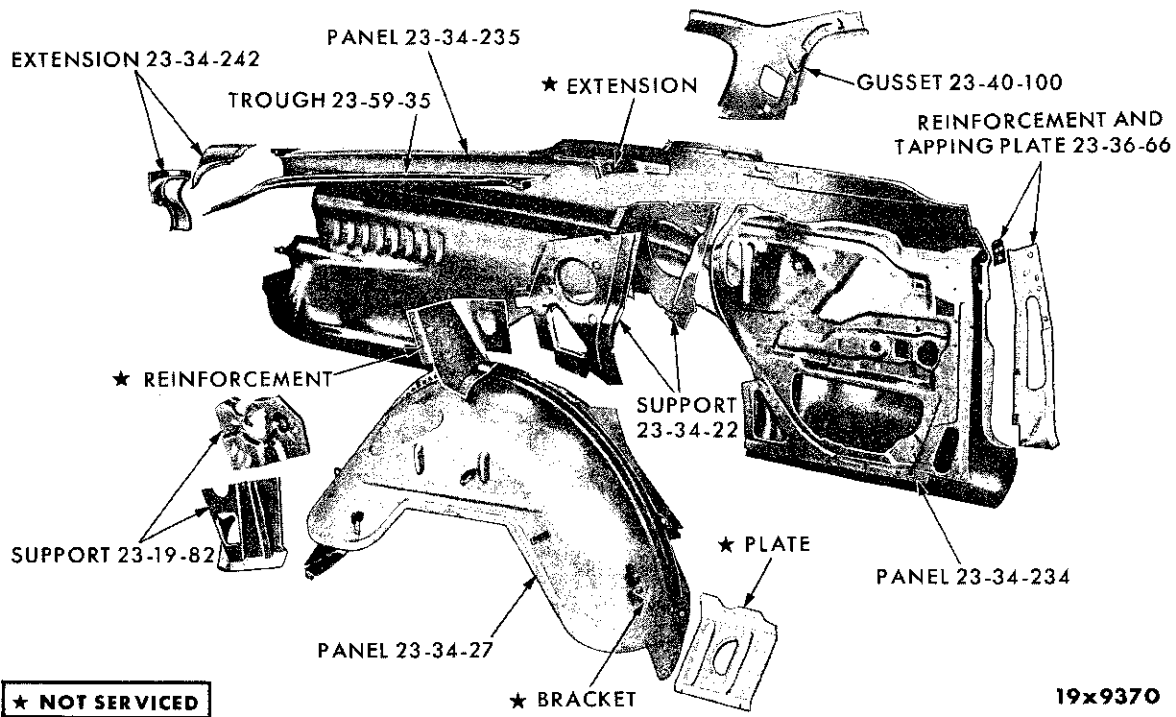
REAR QUARTER PANEL - LANCER SL1 CLUB SEDAN AND SPECIAL CLUB COUPE



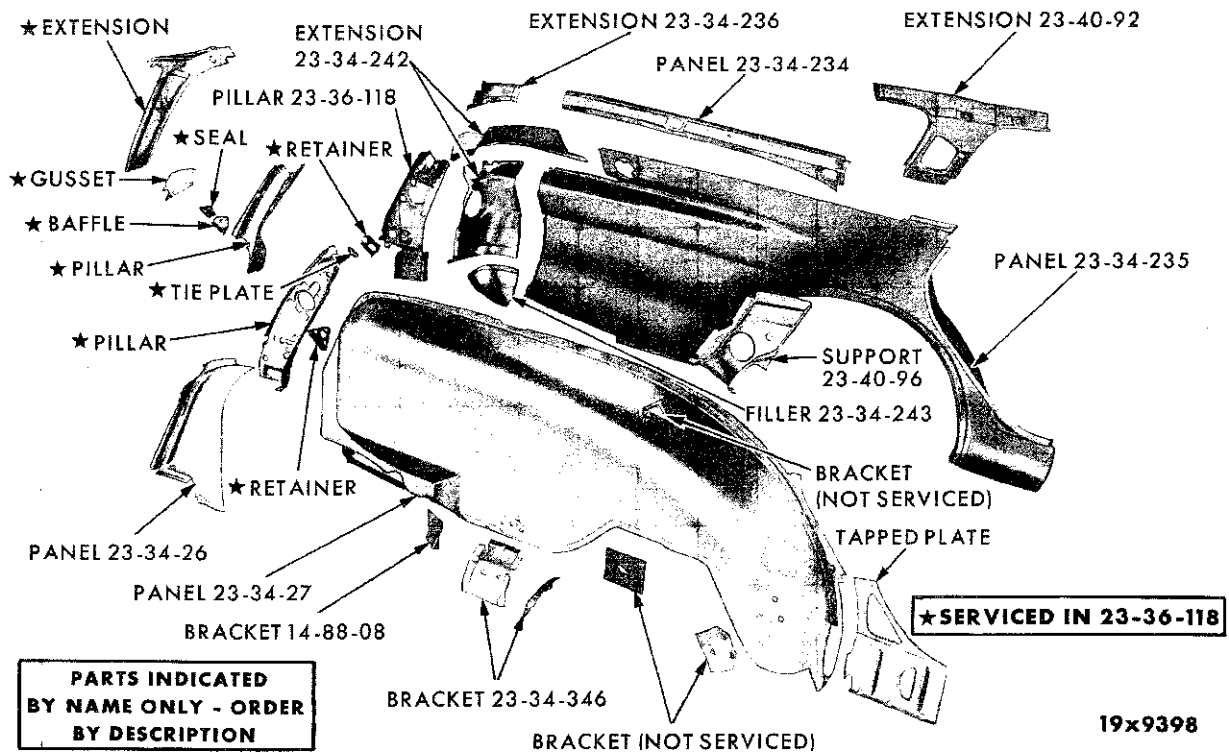
REAR QUARTER PANEL - LANCER SL1 4 DOOR SUBURBAN



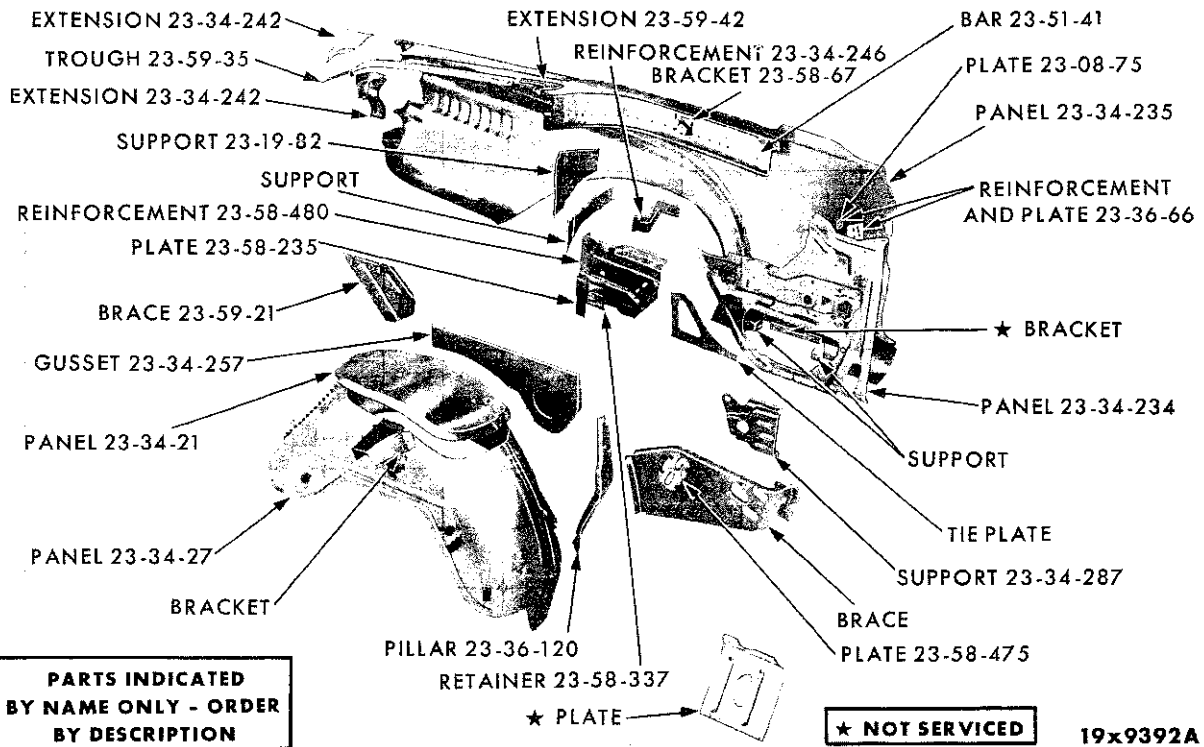
REAR QUARTER PANEL - DART SD1-2 4 DOOR SEDAN AND SPECIAL 4 DOOR SEDAN



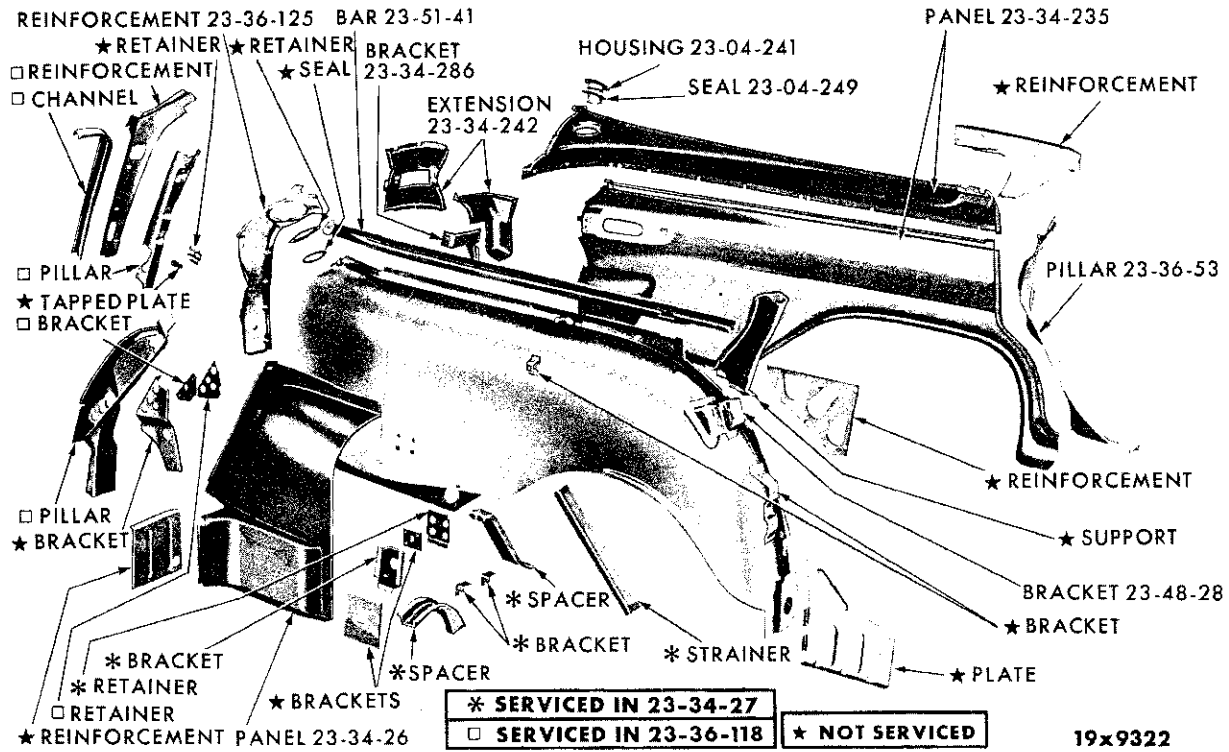
REAR QUARTER PANEL - DART SD1-2 CLUB SEDAN AND SPECIAL CLUB COUPE



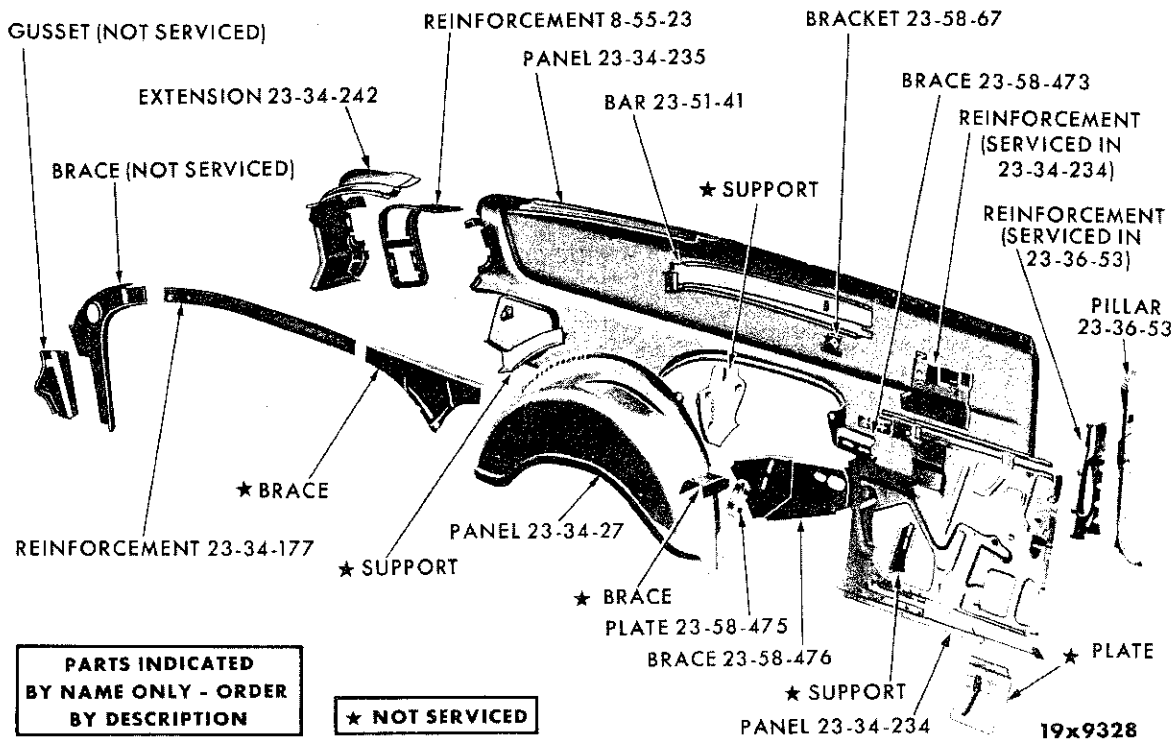
REAR QUARTER PANEL - DART SD1-2 4 DOOR SUBURBAN



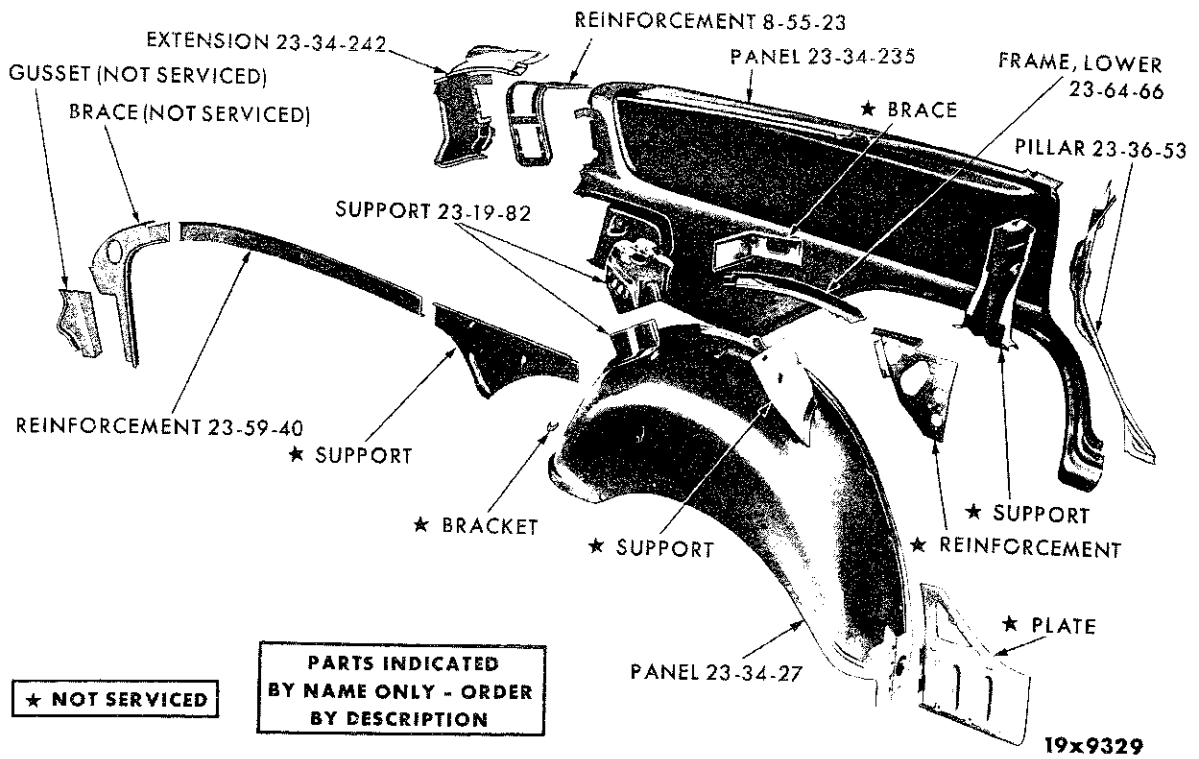
REAR QUARTER PANEL - DODGE SD2 CONVERTIBLE COUPE



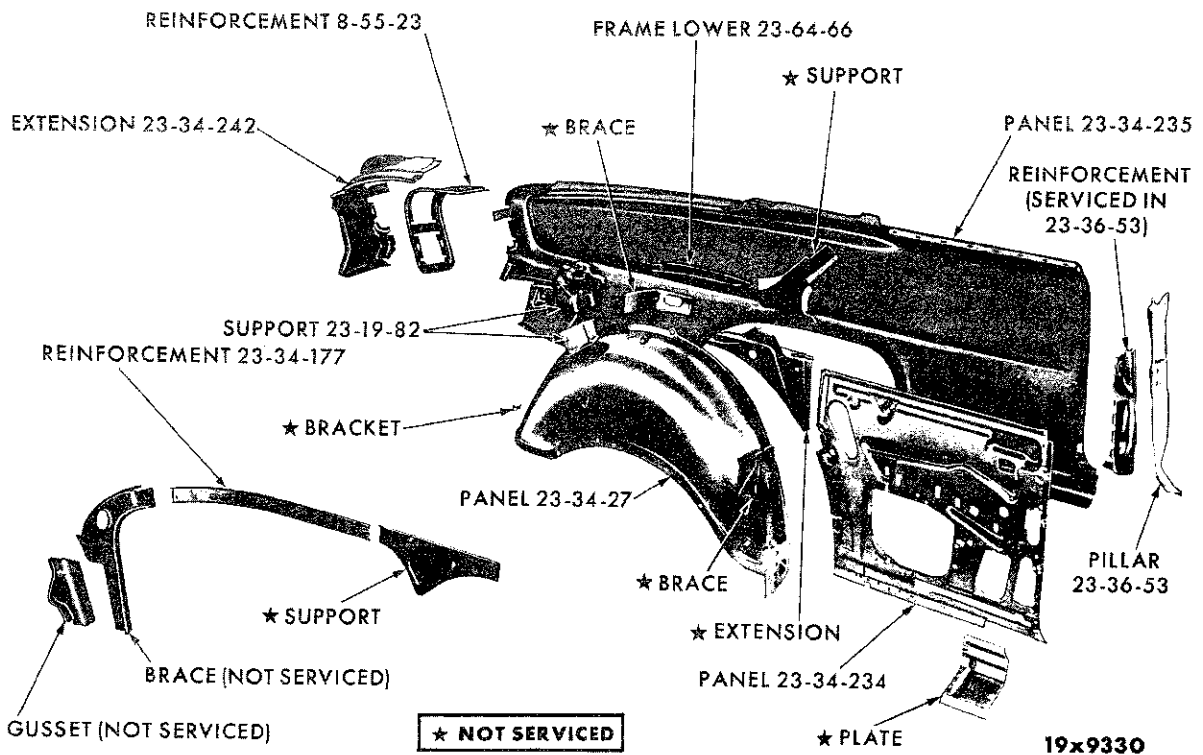
REAR QUARTER PANEL - CHRYSLER SC1-3 SPECIAL 4 DOOR SUBURBAN



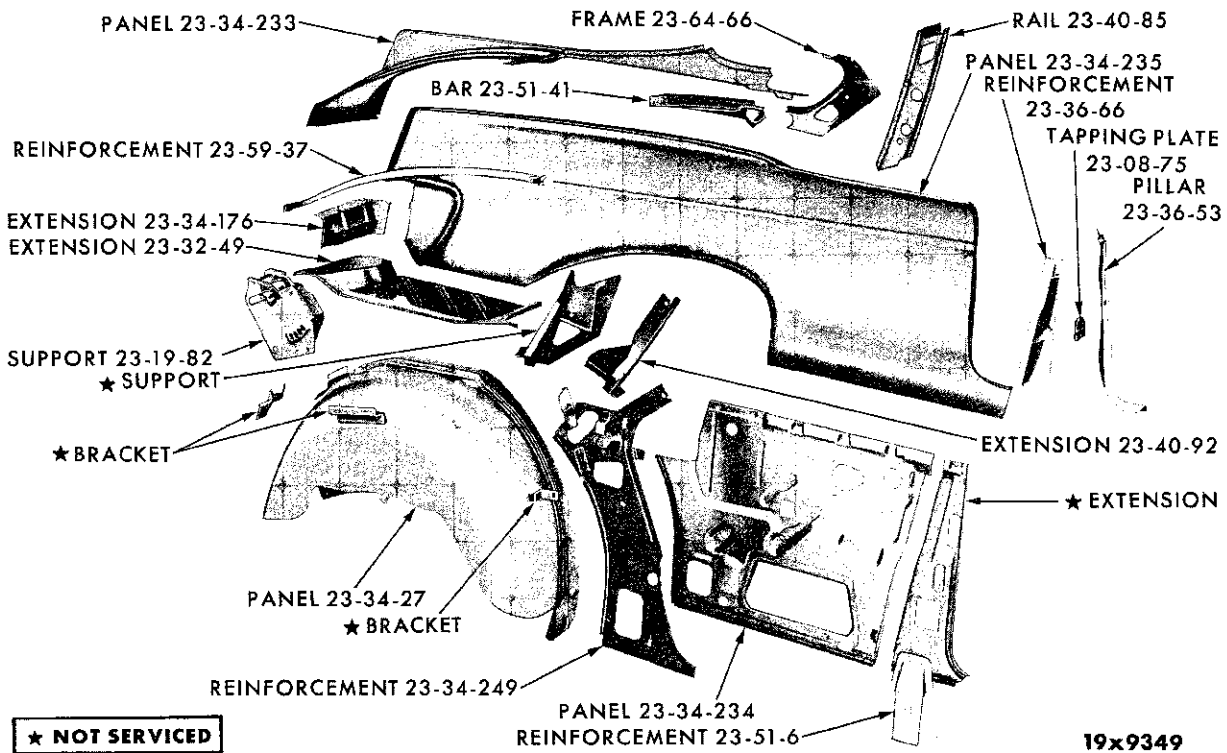
REAR QUARTER PANEL - CHRYSLER SC1(L), SC2(M) CONVERTIBLE COUPE



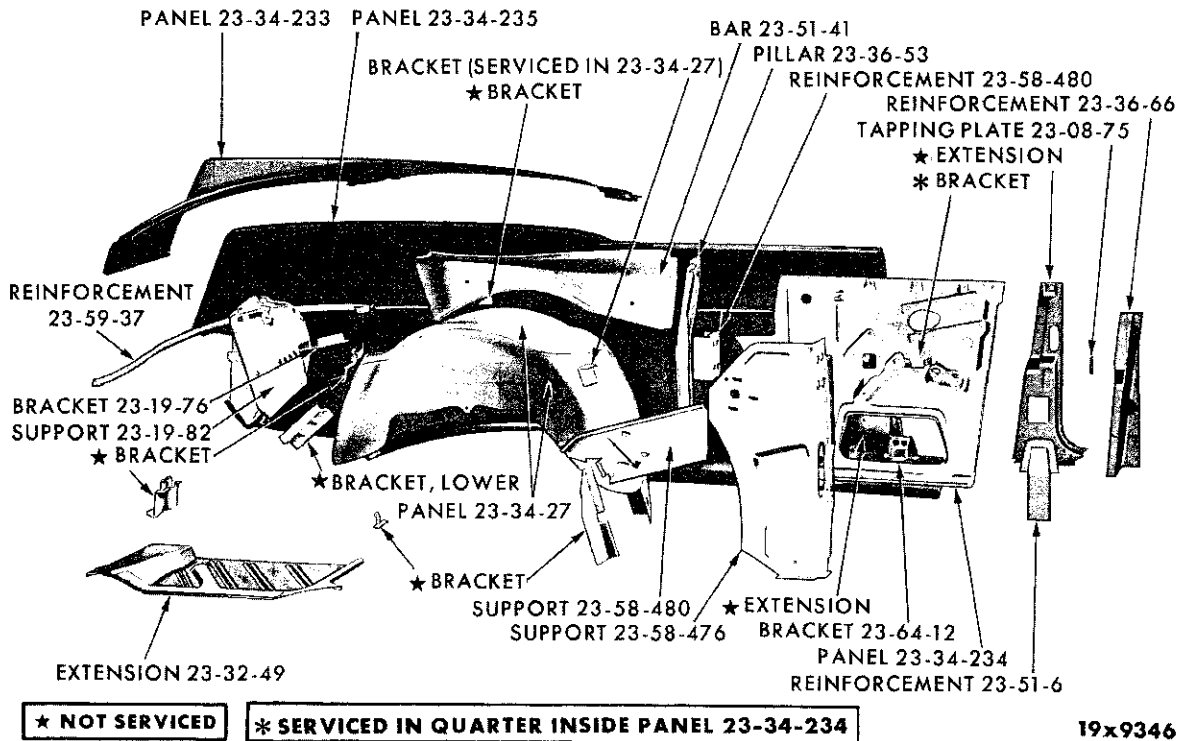
REAR QUARTER PANEL - CHRYSLER SC1-2-3 SPECIAL 4 DOOR SEDAN



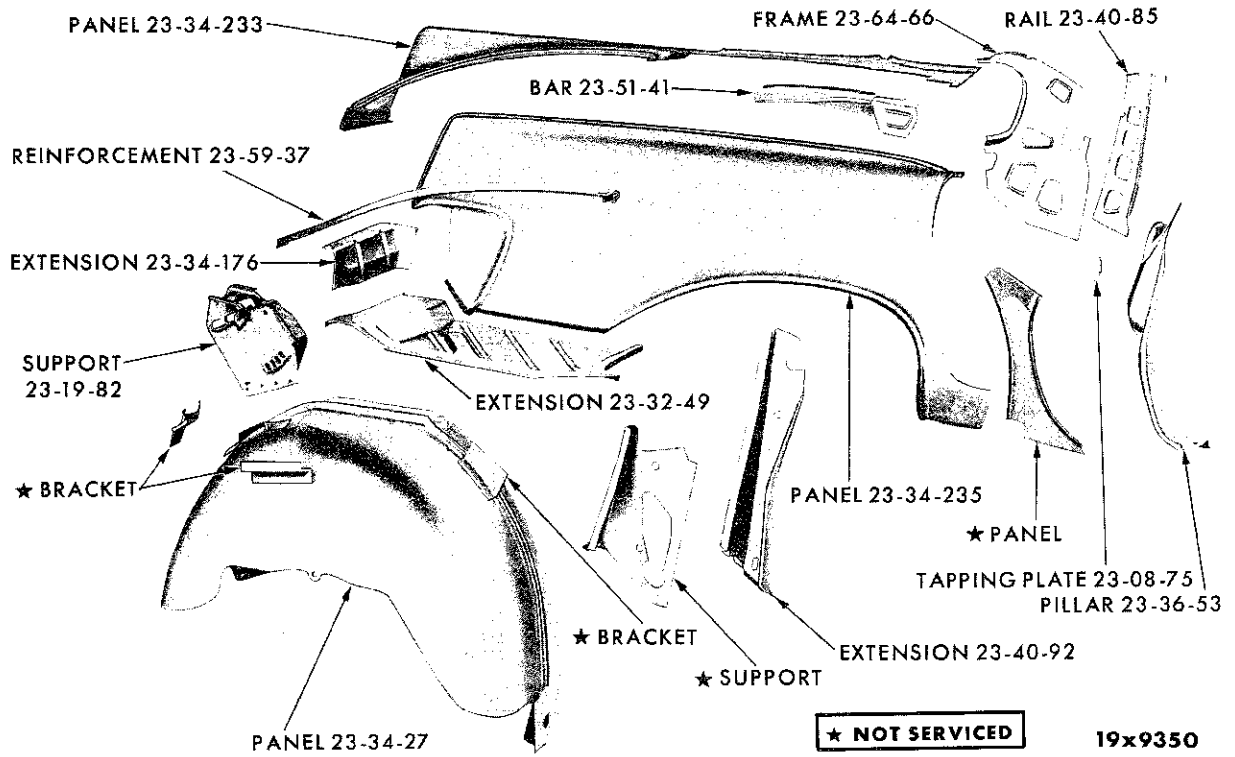
REAR QUARTER PANEL - CHRYSLER SC1-2-3 SPECIAL CLUB COUPE



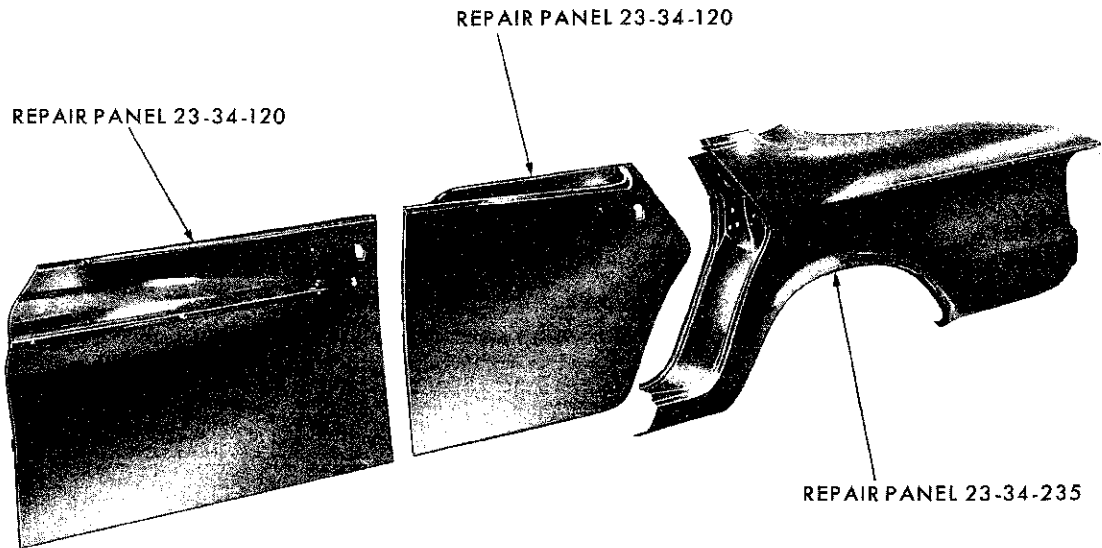
REAR QUARTER PANEL - IMPERIAL SY1 SPECIAL CLUB COUPE



REAR QUARTER PANEL - IMPERIAL SY1 CONVERTIBLE COUPE

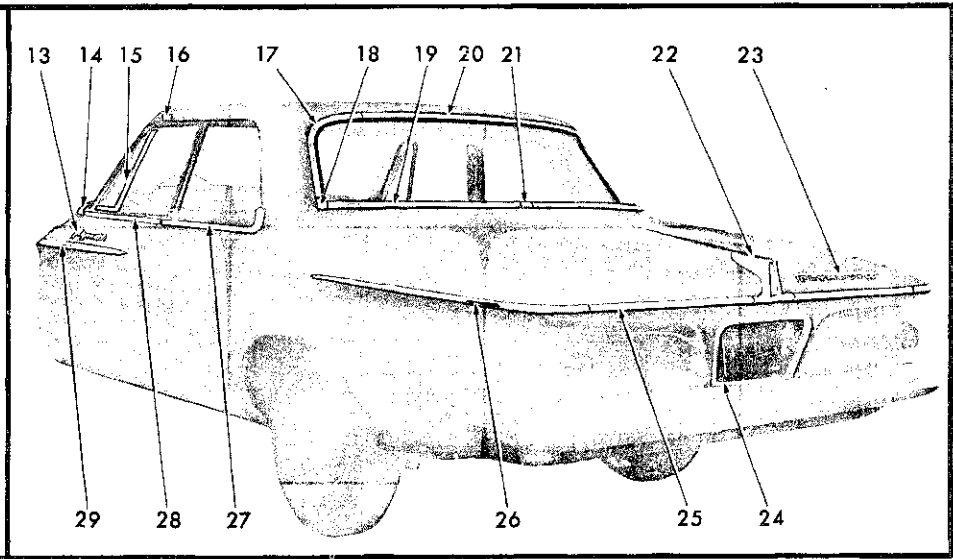
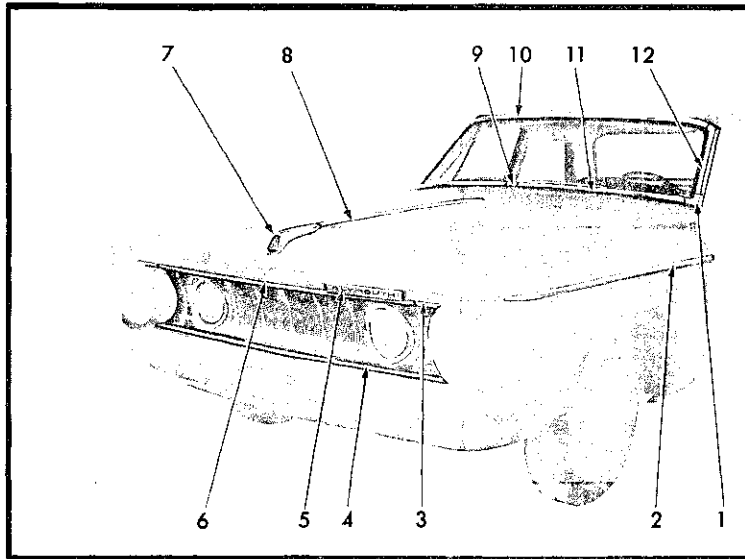


REAR QUARTER PANEL - IMPERIAL SY1 SPECIAL 4 DOOR SEDAN



19x9390

REPAIR PANEL - PLYMOUTH SP1-2



REF. NO.	QTY	PART NUMBER	DESCRIPTION
1	2166	970-1	MOULDING, Windshield Outside Finish Lower End (23-23-65)
2	1	2298 669-70	MOULDING PACKAGE, Fender Side (12-15-2)
14	6001	017	Clip
2	6001	231	Clip
2	6006	438	Nut
3	1	2298 661-2	MOULDING PACKAGE, Hood Extension (12-15-2)
4	4	125 978	Screw
4	1	2298 658-9	MOULDING PACKAGE, Radiator Stone Deflector (7-35-20)
8	6001	257	Clip
1	2099	410	NAME PLATE, Hood Front (15-06-3)
3	6006	264	Nut
6	1	2298 664	MOULDING PACKAGE, Hood Front (15-25-2)
6	6001	229	Clip
6	271	472	Nut
7	1	2099 418	ORNAMENT, w/Medallion, Hood Top (15-03-18)
2	120	375	Nut
1	6023	076	Stud, Long
1	6024	084	Stud, Short
8	1	2298 660	MOULDING PACKAGE, Hood Top (15-25-2)
7	6001	031	Clip
1	271	472	Nut
9	1	2254 524	COVER, Windshield Outside Finish Lower Moulding Joint (23-23-66)
10	1	2298 552	MOULDING PACKAGE, Windshield Outside Finish Upper (23-23-65)
8	6000	966	Retainer
11	1	2298 571-2	MOULDING PACKAGE, Windshield Outside Finish Lower (23-23-65)
10	6000	966	Retainer

All Packages include Attaching Parts

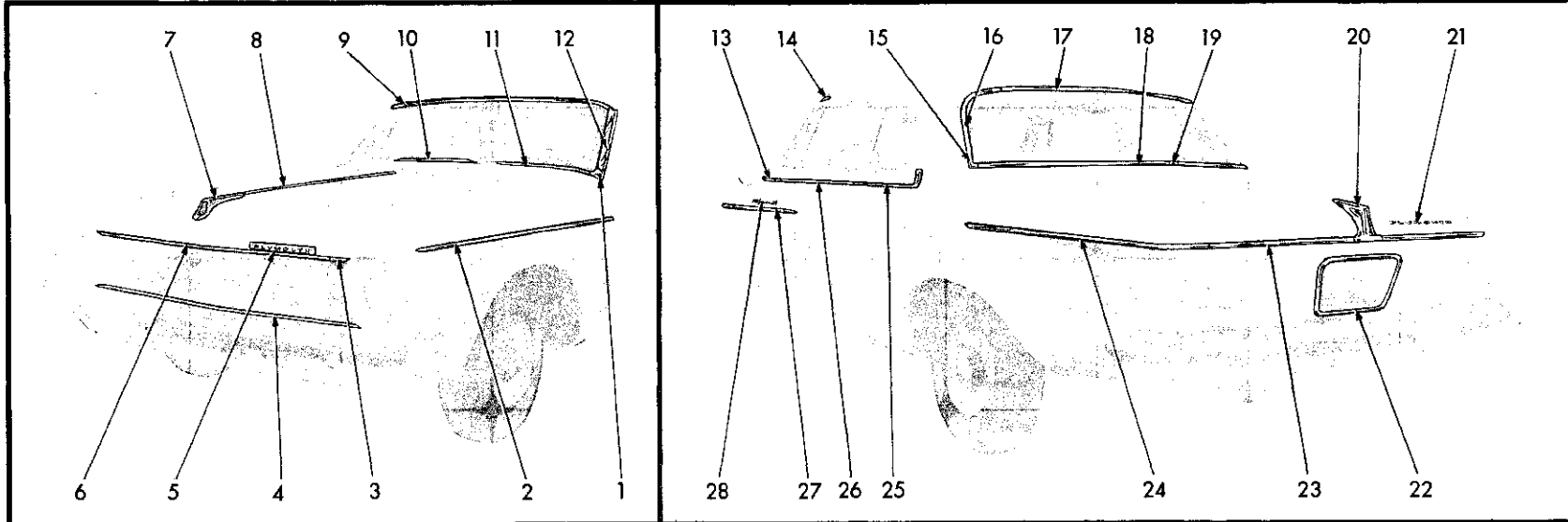
REF. NO.	QTY	PART NUMBER	DESCRIPTION
12	1	2166 966-7	MOULDING, Windshield Outside Finish Side (23-23-65)
13	2	2216 067	NAME PLATE, Front Door (23-11-21)
8	6000	050	Clip
14	1	2298 713-4	MOULDING PACKAGE, Front Door Belt Front (23-23-32)
2	9416	282	Screw
15	4	2254 031	MOULDING, Front Door Vent Wing Division Channel (23-23-36)
16	2	2166 909	COVER, Roof Side Drain Trough Joint (23-59-57)
17	1	2298 554-5	MOULDING PACKAGE, Rear Window Outside Finish Side (23-23-52)
6	6000	966	Retainer
18	1	2254 066-7	COVER, Rear Window Outside Finish Side to Lower Moulding Joint (23-23-41)
19	1	2421 206	MOULDING PACKAGE, Rear Window Outside Finish Lower (23-23-52)
10	6000	966	Retainer
20	1	2298 556	MOULDING PACKAGE, Rear Window Outside Finish Upper (23-23-52)
5	6000	966	Retainer
21	1	2254 524	COVER, Rear Window Outside Finish Lower Moulding Joint (23-23-41)
22	1	2254 092	ORNAMENT and MEDALLION, Deck Lid (23-19-114)
1	6000	987	Retainer
2	----	----	Nut
23	1	2216 092	"P", Deck Lid Letter (23-19-114)
1	6013	114	Nut
1	2216	093	"L"
1	6013	114	Nut
1	2216	094	"Y"
1	6013	114	Nut

REF. NO.	QTY	PART NUMBER	DESCRIPTION
1	2216	095	"M"
1	6013	114	Nut
1	2216	096	"O"
1	6013	114	Nut
1	2216	097	"U"
1	6013	114	Nut
1	2216	098	"T"
1	6013	114	Nut
1	2216	099	"H"
1	6013	114	Nut
24	1	2254 103	MOULDING, Deck Lower Panel License Depression (23-23-23)
4	----	----	Nut
25	1	2275 939-40	MOULDING PACKAGE, Deck Lid (23-23-30)
8	----	----	Washer
8	6001	020	Clip
8	441	256	Nut
26	1	2275 941	MOULDING PACKAGE, Quarter Panel Lower, Right (23-23-39)
1	2298	727	MOULDING PACKAGE, Quarter Panel Lower, Left (23-23-39)
10	6001	017	Clip
8	6000	709	Clip
8	151	497	Nut
27	1	2298 709-10	MOULDING PACKAGE, Rear Door Belt (23-23-33)
10	6001	031	Clip
28	1	2298 702-3	MOULDING PACKAGE, Front Door Belt Rear (23-23-32)
12	6001	031	Clip
29	2	2275 942	MOULDING PACKAGE, Front Door Lower (23-23-32)
10	6001	033	Clip

Part Type Code is Indicated in Parentheses

19x9253B

MOULDINGS - PLYMOUTH SAVOY SP1-2(L) 4 DOOR SEDAN



REF. NO.	QTY	PART NUMBER	DESCRIPTION
1	1	2166 970-1	MOULDING, Windshield Outside Finish Lower End (23-23-65)
2	1	2298 669-70	MOULDING PACKAGE, Fender Side (12-15-2)
14		6000 972	Clip
2		6001 231	Clip
2		6006 438	Nut
3	1	2298 661-2	MOULDING PACKAGE, Fender Hood Extension (12-15-2)
4		125 978	Screw
4	1	2298 658-9	MOULDING PACKAGE, Radiator Stone Deflector (7-35-20)
8		6001 257	Clip
5	1	2099 410	NAME PLATE, Hood (15-06-3)
3		6006 264	Nut
6	1	2298 664	MOULDING PACKAGE, Hood Front (15-25-2)
6		6000 617	Clip
6		116 000	Nut
7	1	2099 418	ORNAMENT, w/Medallion, Hood Top, SP-L (15-03-18)
1		2099 421	SP-M, SP-H (15-03-18)
2		120 375	Nut
1		6023 076	Stud, Long
1		6024 084	Stud, Short
8	1	2298 660	MOULDING PACKAGE, Hood Top (15-25-2)
1		271 472	Nut
7		6001 031	Clip
9	1	2298 552	MOULDING PACKAGE, Windshield Outside Finish Upper (23-23-65)
8		6000 966	Retainer
10	1	2254 524	COVER, Windshield Outside Finish Lower Moulding Joint (23-23-66)
11	1	2298 571-2	MOULDING PACKAGE, Windshield Outside Finish Lower (23-23-65)

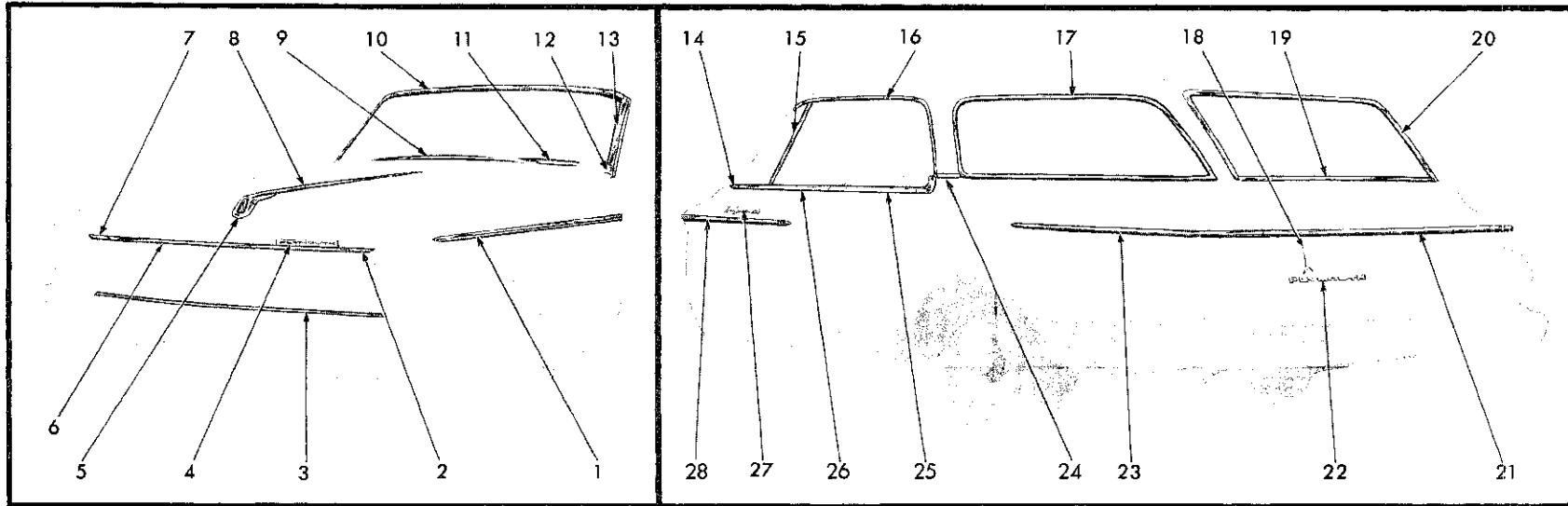
All Packages Include Attaching Parts

REF. NO.	QTY	PART NUMBER	DESCRIPTION
10		6000 966	Retainer
12	1	2166 966-7	MOULDING, Windshield Outside Finish Side (23-23-65)
13	1	2298 713-4	MOULDING PACKAGE, Door Belt Front (23-23-32)
2		9416 282	Screw
14	2	2166 909	COVER, Roof Drain Trough Joint (23-59-57)
15	1	2254 066-7	COVER, Rear Window Outside Finish Side to Lower Mldg. Joint (23-23-41)
16	1	2298 554-5	MOULDING PACKAGE, Rear Window Outside Finish Side (23-23-52)
6		6000 966	Retainer
17	1	2298 556	MOULDING PACKAGE, Rear Window Outside Finish Upper (23-23-52)
5		6000 966	Retainer
18	1	2421 206	MOULDING PACKAGE, Rear Window Outside Finish Lower (23-23-52)
10		6000 966	Retainer
19	1	2254 524	COVER, Rear Window Outside Finish Lower Moulding Joint (23-23-41)
20	1	2254 092	ORNAMENT and MEDALLION, Deck Lid (23-19-114)
1		6000 987	Retainer
2		----	Nut
21	1	2216 092	"P", Deck Lid Name Letter (23-19-114)
2		6013 114	Nut
1		2216 093	"L"
2		6013 114	Nut
1		2216 094	"Y"
2		6013 114	Nut
1		2216 095	"M"
2		6013 114	Nut
1		2216 096	"O"

REF. NO.	QTY	PART NUMBER	DESCRIPTION
2		6013 114	Nut
1		2216 097	"U"
2		6013 114	Nut
1		2216 098	"T"
2		6013 114	Nut
1		2216 099	"H"
2		6013 114	Nut
22	1	2254 103	MOULDING, Deck Lower Panel License Insert (23-23-23)
2		6001 011	Clip
4		6000 709	Clip
4		----	Nut
23	1	2275 939-40	MOULDING PACKAGE, Deck Lid (23-23-30)
8		6001 020	Clip
8		----	Washer
8		441 256	Nut
24	1	2275 941	MOULDING PACKAGE, Quarter Panel, Right (23-23-39)
1		2298 727	MOULDING PACKAGE, Quarter Panel, Left (23-23-39)
10		6001 017	Clip
8		6000 709	Clip
8		151 497	Nut
25	1	2298 711-2	MOULDING PACKAGE, Quarter Panel Belt (23-23-39)
8		6001 031	Clip
26	2	2298 704	MOULDING PACKAGE, Door Belt Rear (23-23-32)
14		6001 031	Clip
27	2	2275 942	MOULDING PACKAGE, Door (23-23-32)
10		6001 033	Clip
28	2	2216 087	NAME PLATE, Door (23-11-21)
8		6000 050	Clip

Part Type Code is Indicated in Parentheses 19x9245C

MOULDINGS - PLYMOUTH SAVOY SP1-2(L) CLUB SEDAN



REF. NO.	QTY	PART NUMBER	DESCRIPTION
1	1	2298 669-70	MOULDING PACKAGE, Front Fender Side (12-15-2)
14	6000 972		Clip and Seal
2	6001 231		Clip
2	6006 438		Nut and Seal
2	1	2298 661-2	MOULDING PACKAGE, Front Fender Hood Extension (12-15-2)
4	125 978		Screw
3	1	2298 658-9	MOULDING, Radiator Stone Deflector (7-35-20)
8	6001 257		Clip
3	120 375		Nut
3	6022 506		Screw
4	1	2099 410	NAME PLATE, Hood Front (15-06-3)
3	6006 264		Nut
5	1	2099 418	ORNAMENT, w/Medallion, Hood Top, SP-L (15-03-18)
1	2099 421		ORNAMENT, w/Medallion, Hood Top, SP-M, SP-H (15-03-18)
2	120 375		Nut
1	6023 076		Stud, Long
1	6024 084		Stud, Short
6	1	2298 664	MOULDING PACKAGE, Hood Front (15-25-2)
7	1	2298 661-2	MOULDING PACKAGE, Front Fender Hood Extension (12-15-2)
4	125 978		Screw
8	1	2298 660	MOULDING PACKAGE, Hood Top (15-25-2)
9	1	2254 524	COVER, Windshield Outside Finish Lower Moulding Joint (23-23-66)
10	1	2298 552	MOULDING PACKAGE, Windshield Outside Finish Upper (23-23-65)
8	6000 966		Retainer

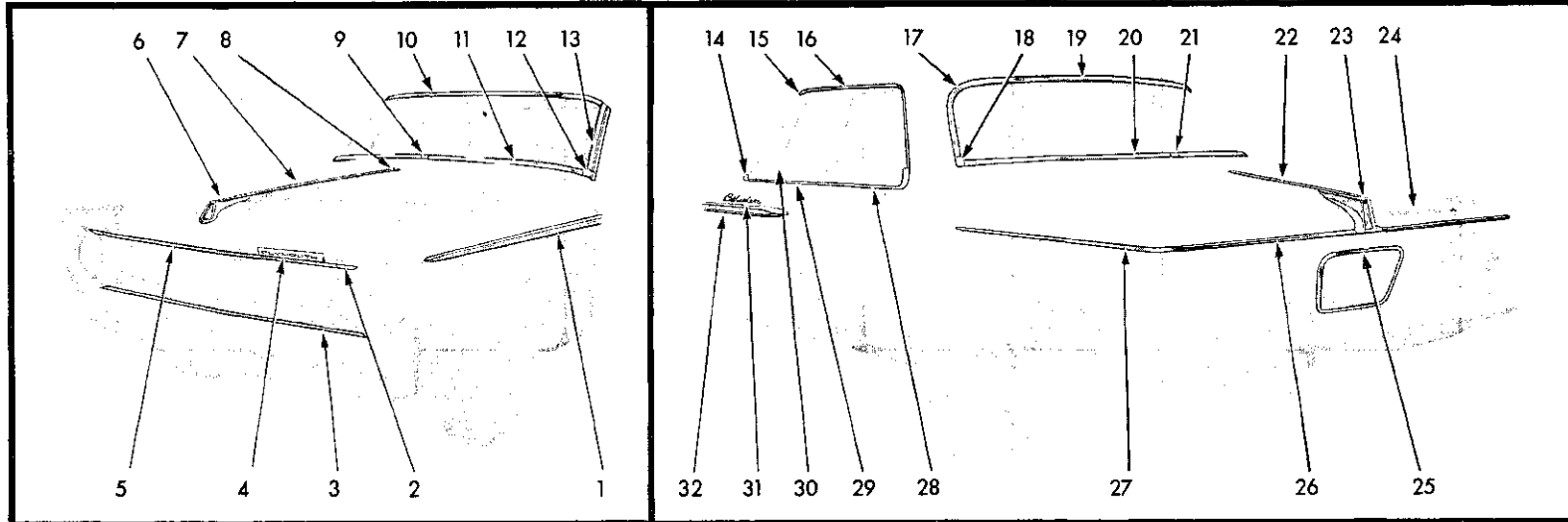
All Packages Include Attaching Parts

REF. NO.	QTY	PART NUMBER	DESCRIPTION
11	1	2298 571-2	MOULDING PACKAGE, Windshield Outside Finish Lower (23-23-65)
10	6000 966		Retainer
12	1	2166 970-1	MOULDING, Windshield Outside Finish Lower End (23-23-65)
13	1	2166 966-7	MOULDING, Windshield Outside Finish Side (23-23-65)
14	1	2298 713-4	MOULDING PACKAGE, Front Door Belt Front (23-23-32)
2	9416 282		Screw
15	4	2254 031	MOULDING, Front Door Vent Wing Division Channel (23-23-36)
16	2	2166 909	COVER, Roof Side Drain Trough (23-59-57)
17	2	2255 027	LOCKINGSTRIP, Quarter Window Glass Weatherstrip, Rubber (23-63-110)
1	2254 918-9		LOCKINGSTRIP, Quarter Window Glass Weatherstrip, Mylar (23-63-110)
18	1	2254 722	ORNAMENT, Tailgate Outside Panel (23-54-11)
2	1839 995		Nut
19	1	2275 995	MOULDING PACKAGE, Tailgate Outside Finish Belt (23-23-61)
2	125 978		Screw
7	6001 232		Clip
20	1	2251 802-3	MOULDING, Tailgate Opening Outside Finish Rear Upper Pillar (23-23-60)
21	1	2275 949	MOULDING PACKAGE, Tailgate Outside Finish Outside Panel (23-23-61)
5	6001 033		Clip
2	6001 020		Clip
1	2216 092		LETTER "P", Tailgate (23-54-11)
1	6013 114		Nut
1	2216 093		LETTER "L", Tailgate (23-54-11)
1	6013 114		Nut

REF. NO.	QTY	PART NUMBER	DESCRIPTION
1	2216 094		LETTER "Y", Tailgate (23-54-11)
1	6013 114		Nut
1	2216 095		LETTER "M", Tailgate (23-54-11)
1	6013 114		Nut
1	2216 096		LETTER "O", Tailgate (23-54-11)
1	6013 114		Nut
1	2216 097		LETTER "U", Tailgate (23-54-11)
1	6013 114		Nut
1	2216 098		LETTER "T", Tailgate (23-54-11)
1	6013 114		Nut
1	2216 099		LETTER "H", Tailgate (23-54-11)
1	6013 114		Nut
23	1	2275 302-3	MOULDING PACKAGE, Quarter Panel (23-23-39)
16	120 375		Clip
2	6010 093		Clip
2	151 497		Nut
24	1	2299 374	MOULDING PACKAGE, Quarter Panel Belt, Right (23-23-39)
1	2299 399		MOULDING PACKAGE, Quarter Panel Belt, Left (23-23-39)
4	6001 031		Clip
25	1	2298 709-10	MOULDING PACKAGE, Rear Door Belt (23-23-33)
10	6001 031		Clip
26	1	2298 702-3	MOULDING PACKAGE, Front Door Belt Rear (23-23-32)
12	6001 031		Clip
27	2	2216 067	NAME PLATE, Front Door (23-11-21)
8	6000 050		Clip
28	2	2275 942	MOULDING PACKAGE, Front Door Lower (23-23-32)
10	6001 033		Clip

Part Type Code is Indicated in Parentheses 19x9185B

MOULDINGS - PLYMOUTH SAVOY SP1-2(L) SUBURBAN



REF. NO.	QTY.	PART NUMBER	DESCRIPTION
1	1	2298 671-2	MOULDING PACKAGE, Fender Side (12-15-2)
	14	6000 991	Clip
	2	6001 233	Clip
	2	6006 438	Nut
2	1	2298 661-2	MOULDING PACKAGE, Fender Hood Extension (12-15-2)
	4	125 978	Screw
3	1	2298 658-9	MOULDING PACKAGE, Radiator Stone Deflector (7-35-20)
	8	6001 257	Clip
4	1	2099 410	NAME PLATE, Hood (15-06-3)
5	1	2298 664	MOULDING PACKAGE, Hood Front (15-25-2)
	6	6000 617	Clip
	6	116 000	Nut
6	1	2099 421	ORNAMENT, w/Medallion, Hood (15-03-18)
7	1	2298 660	MOULDING PACKAGE, Hood Top (15-25-2)
	7	6001 031	Clip
	1	271 472	Nut
8	1	2298 663	CAP PACKAGE, Hood Top Moulding Rear (15-25-2)
	1	6006 264	Nut
9	1	2254 524	COVER, Windshield Outside Finish Lower Mldg. Joint (23-23-66)
10	1	2298 552	MOULDING PACKAGE, Windshield Outside Finish Upper (23-23-65)
	8	6000 966	Retainer
11	1	2298 571-2	MOULDING PACKAGE, Windshield Outside Finish Lower (23-23-65)
	10	6000 966	Retainer
12	1	2166 970-1	MOULDING, Windshield Outside Finish Lower End (23-23-65)
13	1	2166 966-7	MOULDING, Windshield Outside Finish Side (23-23-65)

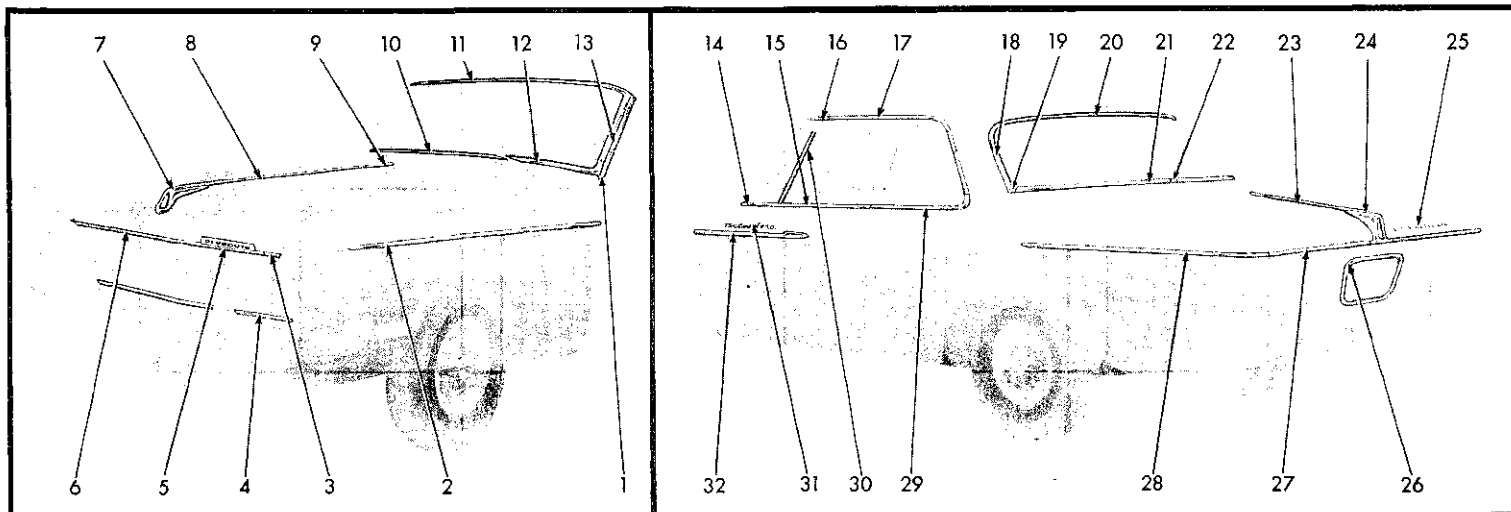
All Packages include Attaching Parts

REF. NO.	QTY.	PART NUMBER	DESCRIPTION
14	1	2298 713-4	MOULDING PACKAGE, Front Door Belt Front (23-23-32)
	2	9416 282	Screw
15	1	2254 314-5	CAP, Roof Side Drain Trough Moulding Front End (23-59-57)
16	1	2216 090-1	MOULDING, Roof Side Drain Trough (23-59-61)
17	1	2298 554-5	MOULDING PACKAGE, Rear Window Outside Finish Side (23-23-52)
	6	6000 966	Retainer
18	1	2254 066-7	COVER, Rear Window Outside Finish Side to Lower Moulding Joint (23-23-41)
19	1	2298 556	MOULDING PACKAGE, Rear Window Outside Finish Upper (23-23-52)
	5	6000 966	Retainer
20	1	2421 206	MOULDING PACKAGE, Rear Window Outside Finish Lower (23-23-52)
	10	6000 966	Retainer
21	1	2254 524	COVER, Rear Window Outside Finish Lower Moulding Joint (23-23-41)
22	1	2275 938	MOULDING PACKAGE, Deck Lid Upper (23-23-30)
	4	6000 987	Retainer
	4	----	Nut
23	1	2254 091	ORNAMENT and MEDALLION, Deck Lid (23-19-114)
	1	6000 987	Retainer
	2	----	Nut
24	1	2216 092	"PR", Deck Lid Letter (23-19-114)
	1	6013 114	Nut
	1	2216 093	"L"
	1	6013 114	Nut
	1	2216 094	"H"
	1	6013 114	Nut
	1	2216 095	"M"
	1	6013 114	Nut
	1	2216 096	"O"
	1	6013 114	Nut

REF. NO.	QTY.	PART NUMBER	DESCRIPTION
1	1	2216 097	"U"
	1	6013 114	Nut
	1	2216 098	"T"
	1	6013 114	Nut
	1	2216 099	"H"
	1	6013 114	Nut
25	1	2254 103	MOULDING, Deck Lower Panel License Depression (23-23-23)
	4	----	Nut
26	1	2275 939-40	MOULDING PACKAGE, Deck Lid Lower (23-23-30)
	8	----	Washer
	8	6001 020	Clip
	8	441 256	Nut
27	1	2275 941	MOULDING PACKAGE, Quarter Panel, Right (23-23-39)
	1	2298 727	MOULDING PACKAGE, Quarter Panel, Left (23-23-39)
	10	6001 017	Clip
	8	6000 709	Clip
	8	151 497	Nut
28	1	2298 709-10	MOULDING PACKAGE, Rear Door Belt (23-23-33)
	10	6001 031	Clip
29	1	2298 702-3	MOULDING PACKAGE, Front Door Belt Rear (23-23-32)
	12	6001 031	Clip
30	4	2254 031	MOULDING, Front Door Vent Wing Division Channel (23-23-36)
31	2	2216 066	NAME PLATE, Front Door (23-11-21)
	8	6000 050	Clip
32	1	2298 715-6	MOULDING PACKAGE, Front Door Lower (23-23-32)
	8	6000 991	Clip
	2	6000 974	Clip

Part Type Code is Indicated in Parentheses **19x9275B**

MOULDINGS - PLYMOUTH BELVEDERE SP1-2(M) 4 DOOR SEDAN



REF. NO.	QTY	PART NUMBER	DESCRIPTION
1	1	2166 970-1	MOULDING, Windshield Outside Finish Lower End (23-23-65)
2	1	2298 671-2	MOULDING PACKAGE, Fender Side (12-15-2)
14	6000 991		Clip
2	6001 233		Clip
2	6006 438		Nut
3	1	2298 661-2	MOULDING PACKAGE, Fender Hood Extension (12-15-2)
4	4	125 978	Screw
4	1	2298 658-9	MOULDING PACKAGE, Radiator Stone Deflector (7-35-20)
8	6001 257		Clip
5	1	2099 410	NAME PLATE, Hood Front (15-06-3)
3	6006 264		Nut
6	1	2298 664	MOULDING PACKAGE, Hood Front (15-25-2)
6	6000 617		Clip
6	116 000		Nut
7	1	2099 421	ORNAMENT, w/Medallion, Hood, SP2-M, (15-03-18)
2	120 375		Nut
1	6023 076		Stud, Long
1	6024 084		Stud, Short
8	1	2298 660	MOULDING PACKAGE, Hood Top (15-25-2)
7	6001 031		Clip
1	271 472		Nut
9	1	2298 663	CAP PACKAGE, Hood Top Moulding Rear (15-25-2)
1	6006 264		Nut
10	1	2254 524	COVER, Windshield Outside Finish Lower Moulding Joint (23-23-66)
11	1	2298 552	MOULDING PACKAGE, Windshield Outside Finish Upper (23-23-65)
8	6000 966		Retainer
12	1	2298 571-2	MOULDING PACKAGE, Windshield Outside Finish Lower (23-23-65)
10	6000 966		Retainer

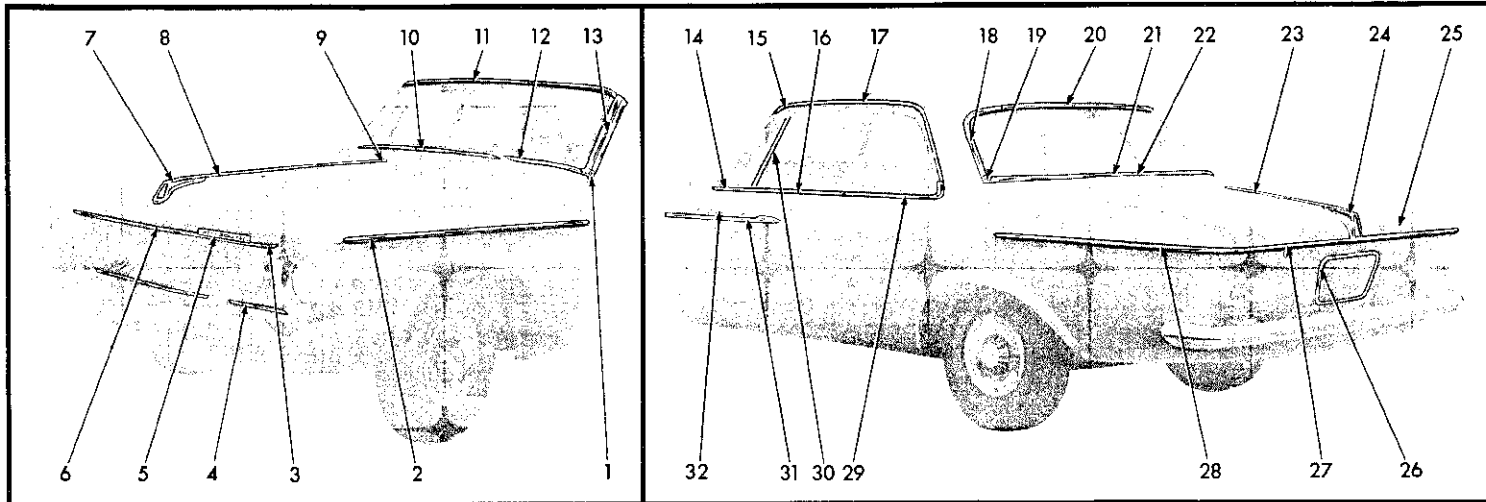
All Packages Include Attaching Parts

REF. NO.	QTY	PART NUMBER	DESCRIPTION
13	1	2166 966-7	MOULDING, Windshield Outside Finish Side (23-23-65)
14	1	2298 713-4	MOULDING PACKAGE, Door Belt Front (23-23-32)
2	9416 282		Screw
15	2	2298 704	MOULDING PACKAGE, Door Belt Rear (23-23-32)
14	6001 031		Clip
16	1	2254 314-5	CAP, Roof Side Drain Trough Moulding Front End (23-59-57)
17	1	2216 090-1	MOULDING, Roof Side Drain Trough (23-59-61)
18	1	2298 554-5	MOULDING PACKAGE, Rear Window Outside Finish Side (23-23-52)
6	6000 966		Retainer
19	1	2254 066-7	COVER, Rear Window Outside Finish Side to Lower Midg. Joint (23-23-41)
20	1	2298 556	MOULDING PACKAGE, Rear Window Outside Finish Upper (23-23-52)
5	6000 966		Retainer
21	1	2421 206	MOULDING PACKAGE, Rear Window Outside Finish Lower (23-23-52)
10	6000 966		Retainer
22	1	2254 524	COVER, Rear Window Outside Finish Lower Midg. Joint (23-23-41)
23	1	2275 938	MOULDING PACKAGE, Deck Lid Top (23-23-30)
2	6000 987		Retainer
2	-----		Nut
24	1	2254 091	ORNAMENT and MEDALLION, Deck Lid (23-19-114)
1	6000 987		Retainer
2	-----		Nut
25	1	2216 092	"P", Deck Lid Name Letter (23-19-114)
2	6013 114		"N"
1	2216 093		"L"
2	6013 114		"N"
1	2216 094		"Y"

REF. NO.	QTY	PART NUMBER	DESCRIPTION
2	6013 114		Nut
1	2216 095		"M"
2	6013 114		Nut
1	2216 096		"O"
2	6013 114		Nut
1	2216 097		"U"
2	6013 114		Nut
1	2216 098		"I"
2	6013 114		Nut
1	2216 099		"H"
2	6013 114		Nut
26	1	2254 103	MOULDING, Deck Lower Panel License Insert (23-23-23)
2	6001 011		Clip
4	6000 709		Clip
4	-----		Nut
27	1	2275 939-40	MOULDING PACKAGE, Deck Lid Lower (23-23-30)
8	6001 020		Clip
8	-----		Washer
8	441 256		Nut
28	1	2275 941	MOULDING PACKAGE, Quarter Panel Lower, Right (23-23-39)
1	2298 727		MOULDING PACKAGE, Quarter Panel Lower, Left (23-23-39)
10	6001 017		Clip
8	6000 709		Clip
8	151 497		Nut
29	1	2298 711-2	MOULDING PACKAGE, Quarter Panel Belt (23-23-39)
8	6001 031		Clip
30	4	2254 031	MOULDING, Door Vent Wing Division Channel (23-23-36)
31	2	2216 066	NAME PLATE, Door (23-11-21)
8	6000 050		Clip
32	1	2298 715-6	MOULDING PACKAGE, Door Lower (23-23-32)
8	6000 991		Clip
2	6000 974		Clip

Part Type Code is Indicated in Parentheses **19x9243C**

MOULDINGS - PLYMOUTH BELVEDERE SP1-2(M) CLUB SEDAN



REF. NO.	QTY	PART NUMBER	DESCRIPTION
1	1	2166 970-1	MOULDING, Windshield Outside Finish Lower End (23-23-65)
2	1	2298 671-2	MOULDING PACKAGE, Fender Side (12-15-2)
14	1	6000 991	Clip
2	1	6001 233	Clip
2	1	6006 438	Nut
3	1	2298 661-2	MOULDING PACKAGE, Fender Hood Extension (12-15-2)
4	1	125 978	Screw
4	1	2298 658-9	MOULDING PACKAGE, Radiator Stone Deflector (7-35-20)
8	1	6001 257	Clip
1	1	2099 410	NAME PLATE, Hood Front (15-06-3)
3	1	6006 264	Nut
6	1	2298 664	MOULDING PACKAGE, Hood Front (15-25-2)
6	1	6000 617	Clip
6	1	116 000	Nut
7	1	2099 421	ORNAMENT, w/Insert, Hood Top (15-03-18)
2	1	120 375	Nut
1	1	6023 076	Stud, Long
1	1	6024 084	Stud, Short
8	1	2298 660	MOULDING PACKAGE, Hood Top (15-25-2)
7	1	6001 031	Clip
1	1	271 472	Nut
9	1	2298 663	CAP PACKAGE, Hood Top Moulding Rear (15-25-2)
1	1	6006 264	Nut
10	1	2254 524	COVER, Windshield Outside Finish Lower Midg. Joint (23-23-66)
11	1	2298 552	MOULDING PACKAGE, Windshield Outside Finish Upper (23-23-65)
8	1	6000 966	Retainer
12	1	2298 571-2	MOULDING PACKAGE, Windshield Outside Finish Lower (23-23-65)
10	1	6000 966	Retainer

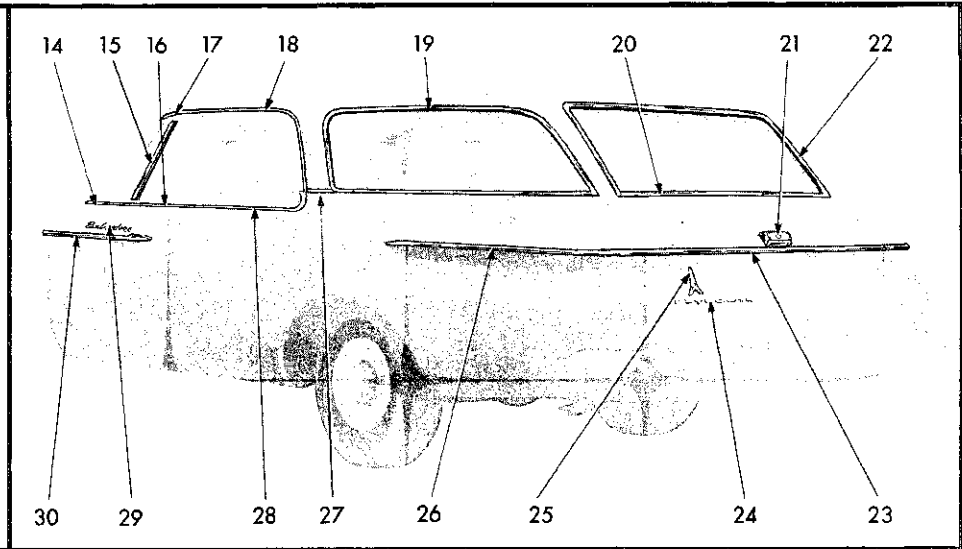
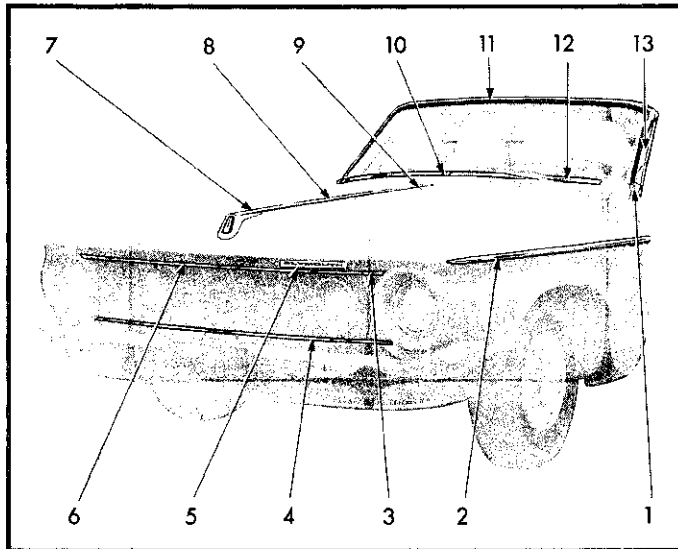
All Packages Include Attaching Parts

REF. NO.	QTY	PART NUMBER	DESCRIPTION
13	1	2166 966-7	MOULDING, Windshield Outside Finish Side (23-23-65)
14	1	2298 713-4	MOULDING PACKAGE, Door Belt Front (23-23-32)
2	1	9416 282	Screw
15	1	2254 314-5	CAP, Roof Side Drain Trough Moulding Front End (23-59-57)
16	2	2298 704	MOULDING PACKAGE, Door Belt Rear (23-23-32)
14	1	6001 031	Clip
17	1	2216 090-1	MOULDING, Roof Side Drain Trough (23-59-61)
18	1	2298 554-5	MOULDING PACKAGE, Rear Window Outside Finish Side (23-23-52)
6	1	6000 966	Retainer
19	1	2254 066-7	COVER, Rear Window Outside Finish Side to Lower Midg. Joint (23-23-41)
20	1	2298 556	MOULDING PACKAGE, Rear Window Outside Finish Upper (23-23-52)
5	1	6000 966	Retainer
21	1	2421 206	MOULDING PACKAGE, Rear Window Outside Finish Lower (23-23-52)
10	1	6000 966	Retainer
22	1	2254 524	COVER, Rear Window Outside Finish Lower Midg. Joint (23-23-41)
23	1	2275 938	MOULDING PACKAGE, Deck Lid Top (23-23-30)
2	1	6000 987	Retainer
2	1	6000 987	Nut
24	1	2254 091	ORNAMENT and MEDALLION, Deck Lid (23-19-114)
1	1	6000 987	Retainer
2	1	6000 987	Nut
25	1	2216 092	"P", Deck Lid Name Letter (23-19-114)
2	1	6013 114	Nut
1	1	2216 093	"L"
2	1	6013 114	Nut

REF. NO.	QTY	PART NUMBER	DESCRIPTION
1	1	2216 094	"Y"
2	1	6013 114	Nut
1	1	2216 095	"M"
2	1	6013 114	Nut
1	1	2216 096	"O"
2	1	6013 114	Nut
1	1	2216 097	"U"
2	1	6013 114	Nut
1	1	2216 098	"T"
2	1	6013 114	Nut
1	1	2216 099	"H"
2	1	6013 114	Nut
26	1	2254 103	MOULDING, Deck Lower Panel License Insert (23-23-23)
2	1	6001 011	Clip
4	1	6000 709	Clip
4	1	-----	Nut
27	1	2275 939-40	MOULDING PACKAGE, Deck Lid Lower (23-23-30)
8	1	6001 020	Clip
8	1	-----	Washer
8	1	441 256	Nut
28	1	2275 941	MOULDING PACKAGE, Quarter Panel Lower Right (23-23-39)
1	1	2298 727	MOULDING PACKAGE, Quarter Panel Lower Left (23-23-39)
10	1	6001 017	Clip
8	1	6000 709	Clip
8	1	151 497	Nut
29	1	2298 711-2	MOULDING PACKAGE, Quarter Panel Belt (23-23-39)
8	1	6001 031	Clip
30	4	2254 031	MOULDING, Door Vent Wing Division Channel (23-23-36)
31	1	2298 715-6	MOULDING PACKAGE, Door Lower (23-23-32)
8	1	6000 991	Clip
2	1	6000 974	Clip
32	2	2216 066	NAME PLATE, Door (23-23-21)
8	1	6000 050	Clip

Part Type Code is Indicated in Parentheses **19x9244C**

MOULDINGS - PLYMOUTH BELVEDERE SP1-2(M) SPECIAL CLUB COUPE



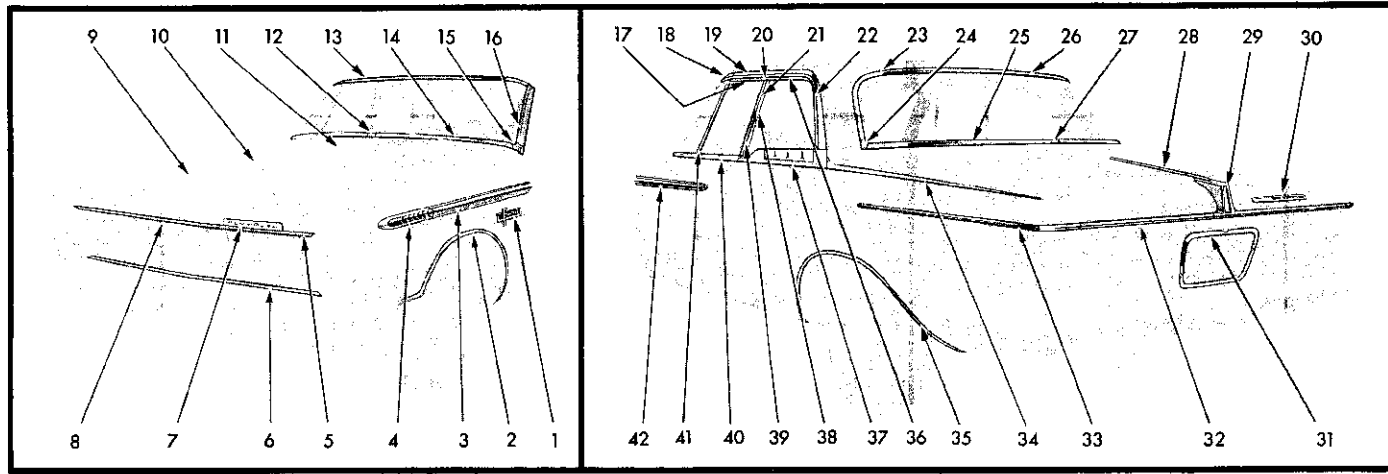
REF. NO.	QTY	PART NUMBER	DESCRIPTION
1	1	2166 970-1	MOULDING, Windshield Outside Finish Lower End (23-23-65)
2	1	2298 671-2	MOULDING PACKAGE, Fender Side (12-15-2)
	14	6000 991	Clip
	2	6001 233	Clip
	2	6006 438	Nut
3	1	2298 661-2	MOULDING PACKAGE, Fender Hood Extension (12-15-2)
4	1	125 978	Screw
4	1	2298 658-9	MOULDING PACKAGE, Radiator Stone Deflector (7-35-20)
	8	6001 257	Clip
	1	2099 410	NAME PLATE, Hood Front (15-06-3)
	3	6006 264	Nut
6	1	2298 664	MOULDING PACKAGE, Hood Front (15-25-2)
	6	6000 617	Clip
	6	116 300	Nut
7	1	2099 421	ORNAMENT, w/Medallion, Hood, SP2-M, (15-03-18)
	2	120 375	Nut
	1	6023 076	Stud, Long
	1	6024 084	Stud, Short
8	1	2298 660	MOULDING PACKAGE, Hood Top (15-25-2)
	7	6001 031	Clip
	1	271 472	Nut
9	1	2298 663	CAP PACKAGE, Hood Top Moulding Rear (15-25-2)
	1	6006 264	Nut
10	1	2254 524	COVER, Windshield Outside Finish Lower Moulding Joint (23-23-64)
11	1	2298 552	MOULDING PACKAGE, Windshield Outside Finish Upper (23-23-65)
	8	6000 966	Retainer

REF. NO.	QTY	PART NUMBER	DESCRIPTION
12	1	2298 571-2	MOULDING PACKAGE, Windshield Outside Finish Lower (23-23-65)
	10	6000 966	Retainer
13	1	2166 966-7	MOULDING, Windshield Outside Finish Side (23-23-65)
14	1	2298 713-4	MOULDING PACKAGE, Front Door Belt Front (23-23-32)
	2	9416 282	Screw
15	4	2254 031	MOULDING, Door Vent Wing Divisional Channel (23-23-36)
16	1	2298 702-3	MOULDING PACKAGE, Front Door Belt Rear (23-23-32)
	12	6001 071	Clip
17	1	2254 314-5	CAP, Roof Side Drain Trough Moulding Front End (23-59-57)
18	1	2216 090-1	MOULDING, Roof Side Drain Trough (23-59-61)
19	1	2254 918-9	LOCKINGSTRIP, Quarter Window Glass Weatherstrip (23-63-110) Mylar
20	1	2275 995	MOULDING PACKAGE, Tailgate Outside Panel Belt (23-23-61)
	2	125 978	Screw
	7	6001 232	Clip
21	1	2251 373	ORNAMENT, Tailgate Electric Window Lift (23-54-11)
22	1	2251 802-3	MOULDING, Tailgate Opening Rear Upper Pillar Outside Finish (23-23-60)
23	1	2275 949	MOULDING PACKAGE, Tailgate Outside Panel (23-23-61)
	5	6001 033	Clip
	2	6001 020	Clip
	2	151 497	Nut

REF. NO.	QTY	PART NUMBER	DESCRIPTION
24	1	2216 092	"P", Tailgate Letter (23-54-11)
	1	1839 995	Nut
	1	2216 093	"L", Tailgate Letter (23-54-11)
	1	1839 995	Nut
	1	2216 094	"Y", Tailgate Letter (23-54-11)
	1	1839 995	Nut
	1	2216 095	"M", Tailgate Letter (23-54-11)
	1	1839 995	Nut
	1	2216 096	"O", Tailgate Letter (23-54-11)
	1	1839 995	Nut
	1	2216 097	"U", Tailgate Letter (23-54-11)
	1	1839 995	Nut
	1	2216 098	"T", Tailgate Letter (23-54-11)
	1	1839 995	Nut
	1	2216 099	"H", Tailgate Letter (23-54-11)
	1	1839 995	Nut
25	1	2254 722	ORNAMENT, Tailgate Outside Panel (23-54-11)
	2	1839 995	Nut
26	1	2275 302-3	MOULDING PACKAGE, Quarter Panel (23-23-39)
	16	6000 137	Clip
	2	151 497	Nut
27	1	2299 374	MOULDING PACKAGE, Quarter Panel Belt, Right (23-23-39)
	1	2299 399	MOULDING PACKAGE, Quarter Panel Belt, Left (23-23-39)
	4	6001 031	Clip
28	1	2298 709-10	MOULDING PACKAGE, Rear Door Belt (23-23-33)
	10	6001 071	Clip
	2	2216 066	NAME PLATE, Front Door (23-11-21)
	8	6000 050	Clip
30	1	2298 715-6	MOULDING PACKAGE, Front Door Lower (23-23-32)
	8	6000 991	Clip
	2	6000 974	Clip

Part Type Code is Indicated in Parentheses **19x9259B**

MOULDINGS - PLYMOUTH BELVEDERE SP1-2(M) SUBURBAN



REF. NO.	QTY	PART NUMBER	DESCRIPTION
1	2	2099 464	NAME PLATE, Fender Side (12-15-21)
	4	9415 250	Nut
2	1	2298 673-4	MOULDING PACKAGE, Fender Wheel Opening (12-15-2)
	14	9413 197	Screw
	6	6001 231	Clip
	6	6006 438	Nut
3	1	2298 667-8	MOULDING PACKAGE, Fender Side Rear (12-15-2)
	10	2099 922	Retainer
	2	6000 974	Clip
	10	6001 234	Clip
	10	6006 438	Nut
4	1	2298 665-6	MOULDING PACKAGE, Fender Side Front (12-15-2)
	6	6006 263	Nut
5	1	2298 661-2	MOULDING PACKAGE, Fender Hood Extension (12-15-2)
	4	125 978	Screw
6	1	2298 658-9	MOULDING PACKAGE, Radiator Stone Deflector (7-35-20)
	8	6001 257	Clip
7	1	2099 410	NAME PLATE, Hood Front (15-06-3)
	3	6006 264	Nut
8	1	2298 664	MOULDING PACKAGE, Hood Front (15-25-2)
	6	6000 617	Clip
	6	116 300	Nut
9	1	2099 421	ORNAMENT, w/Medallion, Hood Top(15-03-18)
	2	120 375	Nut
	1	6023 076	Stud, Long
	1	6024 084	Stud, Short
10	1	2298 660	MOULDING PACKAGE, Hood Top (15-25-2)
	7	6001 031	Clip
	1	271 472	Nut
11	1	2298 663	CAP PACKAGE, Hood Top Moulding Rear (15-25-2)
	1	6006 264	Nut
12	1	2254 524	COVER, Windshield Outside Finish Lower Moulding (23-23-66)
13	1	2298 552	MOULDING PACKAGE, Windshield Outside Finish Upper (23-23-65)
	8	6000 966	Retainer
14	1	2298 571-2	MOULDING PACKAGE, Windshield Outside Finish Lower (23-23-65)
	10	6000 966	Retainer

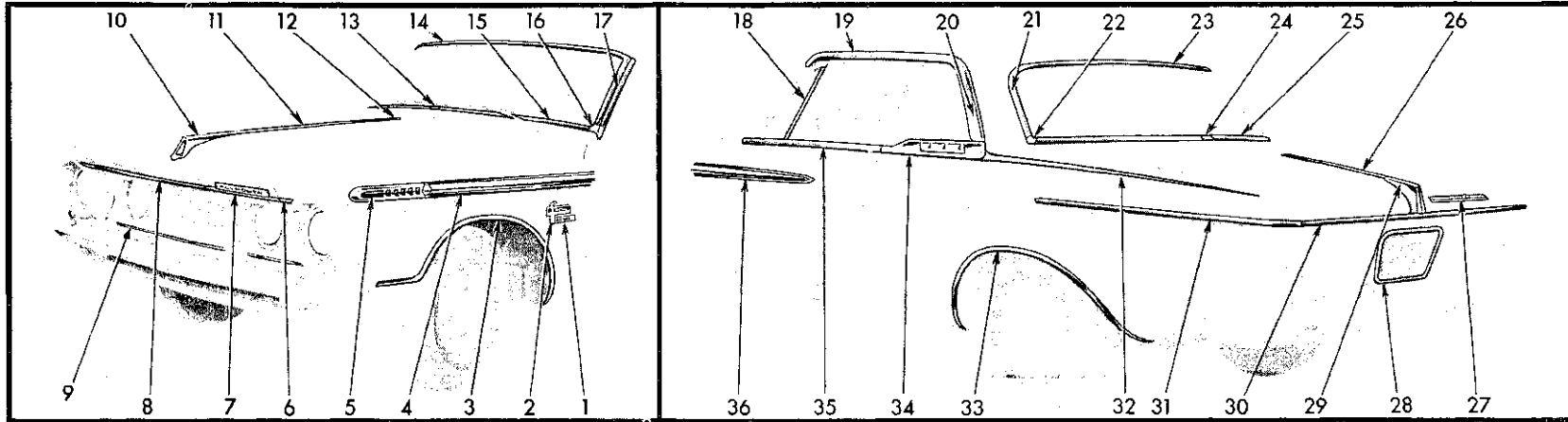
All Packages Include Attaching Parts

REF. NO.	QTY	PART NUMBER	DESCRIPTION
15	1	2166 970-1	MOULDING, Windshield Outside Finish Lower End (23-23-65)
16	1	2166 966-7	MOULDING, Windshield Outside Finish Side (23-23-65)
17	1	2167 996-7	MOULDING, Front Door Window Frame Upper (23-23-32)
18	1	2254 314-5	CAP, Roof Side Drain Trough Moulding Front End (23-59-57)
19	1	2216 090-1	MOULDING, Roof Side Drain Trough (23-59-61)
20	1	2298 565-6	MOULDING PACKAGE, Roof Panel Outside Finish Side Front (23-23-42)
	12	6001 245	Clip
21	1	2216 356-7	PANEL, Center Pillar Upper Finish (23-23-16)
	4	6022 890	Screw
22	1	2298 563-4	MOULDING PACKAGE, Roof Panel Outside Finish Side Rear (23-23-42)
	2	-----	Nut & Seal
	4	6001 006	Clip & Seal
23	1	2298 554-5	MOULDING PACKAGE, Rear Window Outside Finish Side (23-23-52)
	6	6000 966	Retainer
24	1	2254 066-7	COVER, Rear Window Outside Finish Side to Lower Mldg. Joint (23-23-41)
25	1	2421 206	MOULDING PACKAGE, Rear Window Outside Finish Lower (23-23-52)
	10	6000 966	Retainer
26	1	2298 556	MOULDING PACKAGE, Rear Window Outside Finish Upper (23-23-52)
	5	6000 966	Retainer
27	1	2254 524	COVER, Rear Window Outside Lower Moulding Joint (23-23-41)
28	1	2275 938	MOULDING PACKAGE, Deck Lid Upper (23-23-30)
	2	6000 987	Retainer
	2	-----	Nut
29	1	2254 091	ORNAMENT and MEDALLION, Deck Lid (23-19-114)
	1	6000 987	Retainer
	2	-----	Nut
30	1	2254 653	NAME PLATE, Deck Lid (23-19-114)
	4	2254 768	Seal
	4	1839 995	Nut
31	1	2254 103	MOULDING, Deck Lower Panel License Depression (23-23-23)
	4	-----	Nut

REF. NO.	QTY	PART NUMBER	DESCRIPTION
32	1	2275 939-40	MOULDING PACKAGE, Deck Lid Lower (23-23-30)
	8	-----	Washer
	8	6001 020	Clip
	8	441 256	Nut
33	1	2275 941	MOULDING PACKAGE, Quarter Panel Lower, Right (23-23-39)
	1	2298 727	MOULDING PACKAGE, Quarter Panel Lower, Left (23-23-39)
	10	6001 017	Clip
	8	6000 709	Clip
	8	151 497	Nut
34	1	2421 684-5	MOULDING PACKAGE, Quarter Panel Belt Rear (23-23-39)
	6	2254 396	Spacer
	12	-----	Seal
	12	6006 264	Nut
	2	6023 574	Screw
35	1	2216 072-3	MOULDING, Quarter Panel Wheel Opening (23-23-39)
	14	9417 316	Screw
36	1	2216 036-7	MOULDING, Rear Door Window Frame Upper (23-23-33)
37	1	2299 410-1	MOULDING PACKAGE, Rear Door Belt (23-23-33)
	8	188 973	Screw
38	1	2167 998-9	MOULDING, Rear Door Window Frame Front (23-23-33)
39	1	2167 998-9	MOULDING, Front Door Window Frame Rear (23-23-32)
40	1	2299 402-3	MOULDING PACKAGE, Front Door Belt (23-23-32)
	8	188 973	Screw
41	4	2254 051	MOULDING, Front Door Vent Wing Division Channel (23-23-36)
42	1	2298 693-4	MOULDING PACKAGE, Front Door Lower (23-33-32)
	10	6000 974	Clip

Part Type Code is Indicated in Parentheses 19x9272C

MOULDINGS - PLYMOUTH FURY SP1-2(H) 4 DOOR SEDAN



REF. NO.	QTY	PART NUMBER	DESCRIPTION
1	2	2099 696	NAME PLATE, Golden Commanda (12-15-21)
	4	6000 752	Clip
2	2	2099 464	NAME PLATE, Fury (12-15-21)
	4	9415 250	Nut
3	1	2298 673-4	MOULDING PACKAGE, Wheelhouse Opening (12-15-2)
	14	9413 197	Screw
	6	6001 231	Clip
	6	6006 438	Nut and Seal
4	1	2298 667-8	MOULDING PACKAGE, Fender Side, Rear (12-15-2)
	10	6000 974	Clip
	5	2099 922	Retainer
	2	6001 234	Clip
	2	6006 438	Nut and Seal
5	1	2298 665-6	MOULDING PACKAGE, Fender Side, Front (12-15-2)
	6	6006 263	Nut and Seal
6	1	2298 661-2	MOULDING PACKAGE, Hood Extension (12-15-2)
	4	125 978	Screw
7	1	2099 410	NAME PLATE, Hood (15-06-3)
	3	6006 264	Nut
8	1	2298 664	MOULDING PACKAGE, Hood Front (15-25-2)
	6	6001 043	Clip
	6	274 750	Nut
9	1	2298 658-9	MOULDING PACKAGE, Radiator Stone Deflector (7-35-20)
	8	6001 240	Clip
10	1	2099 421	ORNAMENT and MEDALLION, Hood (15-03-18)
	2	271 171	Nut
	1	6023 076	Stud, Long
	1	6024 084	Stud, Long
11	2	2298 660	MOULDING PACKAGE, Hood Top (15-25-2)
	2	271 472	Nut
	14	6001 031	Clip
12	1	2298 663	CAP PACKAGE, Hood Moulding, Rear (15-25-2)
	1	6006 264	Nut

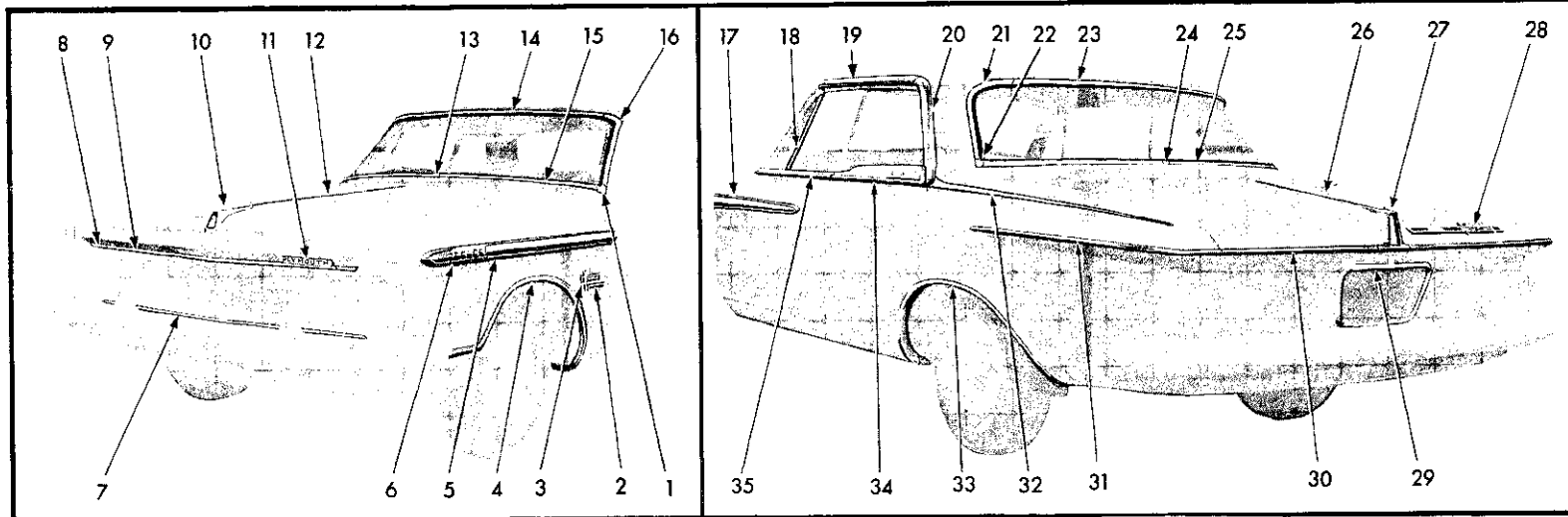
All Packages include Attaching Parts

REF. NO.	QTY	PART NUMBER	DESCRIPTION
13	1	2254 524	COVER, Windshield Outside Finish Lower Moulding Joint (23-23-66)
14	1	2298 552	MOULDING PACKAGE, Windshield Outside Finish Upper (23-23-65)
	8	6000 966	Retainer
15	1	2298 571-2	MOULDING PACKAGE, Windshield Outside Finish Lower (23-23-65)
	10	6000 966	Retainer
16	1	2166 970-1	MOULDING, Windshield Outside Finish Lower End (23-23-65)
17	1	2166 966-7	MOULDING, Windshield Outside Finish Side (23-23-65)
18	4	2254 031	MOULDING, Door Division Channel (23-23-36)
19	1	2216 042-3	MOULDING, Roof Panel Outside Finish Side (23-23-42)
20	1	2216 046-7	MOULDING, Roof Panel Outside Finish Side Rear (23-23-42)
21	1	2298 554-5	MOULDING PACKAGE, Rear Window Outside Finish Side (23-23-52)
	6	6000 966	Retainer
22	1	2254 066-7	COVER, Rear Window Outside Finish Side to Lower Moulding Joint (23-23-41)
23	1	2298 556	MOULDING PACKAGE, Rear Window Outside Finish Upper (23-23-52)
	5	6000 966	Retainer
24	1	2254 524	COVER, Rear Window Outside Finish Lower Moulding Joint (23-23-41)
25	1	2421 206	MOULDING PACKAGE, Rear Window Outside Finish Lower (23-23-52)
	10	6000 966	Retainer
26	1	2275 938	MOULDING PACKAGE, Deck Lid Upper (23-23-30)
	4	6006 459	Retainer
	3	6006 491	Retainer
27	1	2254 653	NAME PLATE, Deck Lid (23-19-114)
	4	2254 768	Seal
	4	1839 995	Nut
28	1	2254 103	MOULDING, Deck Opening Lower Panel License Insert, w/Join Cover (23-23-23)
	4	6000 709	Clip and Bolt

REF. NO.	QTY	PART NUMBER	DESCRIPTION
	4	-----	Nut
	2	6001 011	Clip
29	1	2254 091	ORNAMENT and MEDALLION, Deck Lid (23-19-114)
	1	6000 987	Retainer and Bolt
	2	-----	Nut
30	1	2275 939-40	MOULDING PACKAGE, Deck Lid Lower (23-23-30)
	8	6001 020	Clip and Bolt
	8	-----	Washer
	8	151 497	Nut
31	1	2275 941	MOULDING PACKAGE, Quarter Panel Lower, Right (23-23-39)
	1	2298 727	MOULDING PACKAGE, Quarter Panel Lower, Left
	10	6000 972	Clip and Seal
	8	6000 709	Clip
	8	151 497	Nut
32	1	2421 684-5	MOULDING PACKAGE, Quarter Panel Belt Rear (23-23-39)
	6	2254 396	Spacer
	12	-----	Seal
	12	6006 264	Nut
	2	6023 574	Screw
33	1	2216 072-3	MOULDING, Quarter Panel Wheel Opening (23-23-39)
	28	9417 316	Screw
34	1	2298 642-3	MOULDING PACKAGE, Quarter Panel Belt, w/Retainer (23-23-39)
	2	-----	Nut and Seal
35	1	2299 406-7	MOULDING PACKAGE, Door Belt (23-23-32)
	6	6023 574	Screw
36	1	2298 693-4	MOULDING PACKAGE, Door Lower, w/Retainer (23-23-32)
	10	6000 974	Clip

Part Type Code is Indicated in Parentheses 19x9178C

MOULDINGS - PLYMOUTH FURY SP1-2(H) SPECIAL CLUB COUPE



REF. NO.	QTY	PART NUMBER	DESCRIPTION
1	1	2166 970-1	MOULDING, Windshield Outside Finish Lower End (23-23-65)
2	2	2099 696	NAME PLATE, Fender Side (Golden Commando) (12-15-21)
4	6000	752	Clip
3	2	2099 464	NAME PLATE, Fender Side (Fury) (12-15-21)
4	9415	250	Nut
4	1	2298 673-4	MOULDING PACKAGE, Fender Wheel Opening (12-15-2)
14	9413	197	Screw
6	6001	231	Clip
6	6006	438	Nut
5	1	2298 667-8	MOULDING PACKAGE, Fender Side Rear (12-15-2)
10	2099	922	Retainer
2	6000	974	Clip
10	6001	234	Clip
10	6006	438	Nut
6	1	2298 665-6	MOULDING PACKAGE, Fender Side Front (12-15-2)
6	6006	263	Nut
7	1	2298 658-9	MOULDING PACKAGE, Radiator Stone Deflector (7-35-20)
8	6001	257	Clip
3	6022	506	Screw
3	120	375	Nut
8	1	2298 661-2	MOULDING PACKAGE, Fender Hood Extension (12-15-2)
4	125	978	Screw
9	1	2298 664	MOULDING PACKAGE, Hood Front (15-25-2)
10	1	2276 642	ORNAMENT, w/Medallion, Hood (15-03-18)
2	120	375	Nut
1	6023	076	Stud, Long
1	6024	084	Stud, Short
11	1	2099 410	NAME PLATE, Hood (15-06-3)
3	6006	264	Nut
12	1	2298 660	MOULDING PACKAGE, Hood Top (15-25-2)
7	6001	031	Clip
1	271	472	Nut

All Packages include Attaching Parts

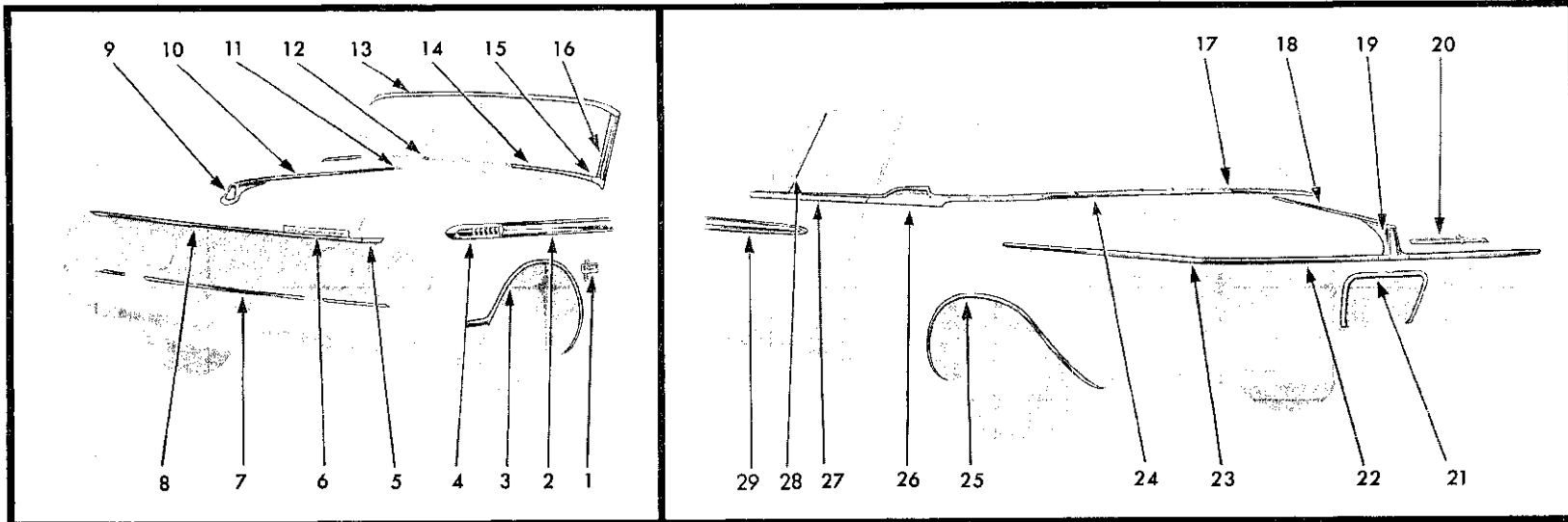
REF. NO.	QTY	PART NUMBER	DESCRIPTION
13	1	2254 524	COVER, Windshield Outside Finish Lower Moulding Joint (23-23-66)
14	1	2298 552	MOULDING PACKAGE, Windshield Outside Finish Upper (23-23-65)
8	6000	966	Retainer
15	1	2298 571-2	MOULDING PACKAGE, Windshield Outside Finish Lower (23-23-65)
10	6000	966	Retainer
16	1	2166 966-7	MOULDING, Windshield Outside Finish Side (23-23-65)
17	1	2298 693-4	MOULDING PACKAGE, Front Door Lower (23-23-32)
10	6000	974	Clip
18	4	2254 031	MOULDING, Front Door Vent Wing Division Channel (23-23-36)
19	1	2216 042-3	MOULDING, Roof Panel Outside Finish Side Front (23-23-42)
20	1	2298 567-8	MOULDING PACKAGE, Roof Panel Outside Finish Side Rear (23-23-42)
6	-----	-----	Screw
2	-----	-----	Nut & Seal
21	1	2298 554-5	MOULDING PACKAGE, Rear Window Outside Finish Side (23-23-52)
6	6000	966	Retainer
22	1	2254 066-7	COVER, Rear Window Outside Finish Side to Lower Moulding (23-23-41)
23	1	2298 556	MOULDING PACKAGE, Rear Window Outside Finish Upper (23-23-52)
5	6000	966	Retainer
24	1	2254 524	COVER, Rear Window Outside Finish Lower Moulding Joint (23-23-41)
25	1	2421 206	MOULDING PACKAGE, Rear Window Outside Finish Lower (23-23-52)
10	6000	966	Retainer
26	1	2275 938	MOULDING PACKAGE, Deck Lid Top (23-23-30)
2	6000	987	Retainer
2	-----	-----	Nut
27	1	2254 091	ORNAMENT and MEDALLION, Deck Lid (23-19-114)
1	6000	987	Retainer
2	-----	-----	Nut

REF. NO.	QTY	PART NUMBER	DESCRIPTION
28	1	2254 653	NAME PLATE, Deck Lid (23-19-114)
4	2254	768	Seal
4	1839	995	Nut
29	1	2254 103	MOULDING, Deck Lower Panel License Insert (23-23-23)
2	6001	011	Clip
4	6000	709	Clip
4	-----	-----	Nut
30	1	2275 939-40	MOULDING PACKAGE, Deck Lid Lower (23-23-30)
8	6001	020	Clip
8	-----	-----	Washer
8	441	256	Nut
31	1	2275 941	MOULDING PACKAGE, Quarter Panel, Right (23-23-39)
1	2298	727	MOULDING PACKAGE, Quarter Panel, Left (23-23-39)
10	6001	017	Clip
8	6000	709	Clip
8	151	497	Nut
32	1	2421 684-5	MOULDING PACKAGE, Quarter Panel Belt Rear (23-23-39)
6	2254	396	Spacer
12	-----	-----	Seal
12	6006	264	Nut
2	6023	574	Screw
33	1	2216 072-3	MOULDING, Quarter Panel Wheel Opening (23-23-39)
14	9417	316	Screw
34	1	2299 412-3	MOULDING PACKAGE, Rear Door Belt (23-23-33)
8	188	973	Screw
35	1	2299 404-5	MOULDING PACKAGE, Front Door Belt (23-23-32)
8	6023	574	Screw

Part Type Code is Indicated in Parentheses

19x9254C

MOULDINGS - PLYMOUTH FURY SP2 SPECIAL 4 DOOR SEDAN



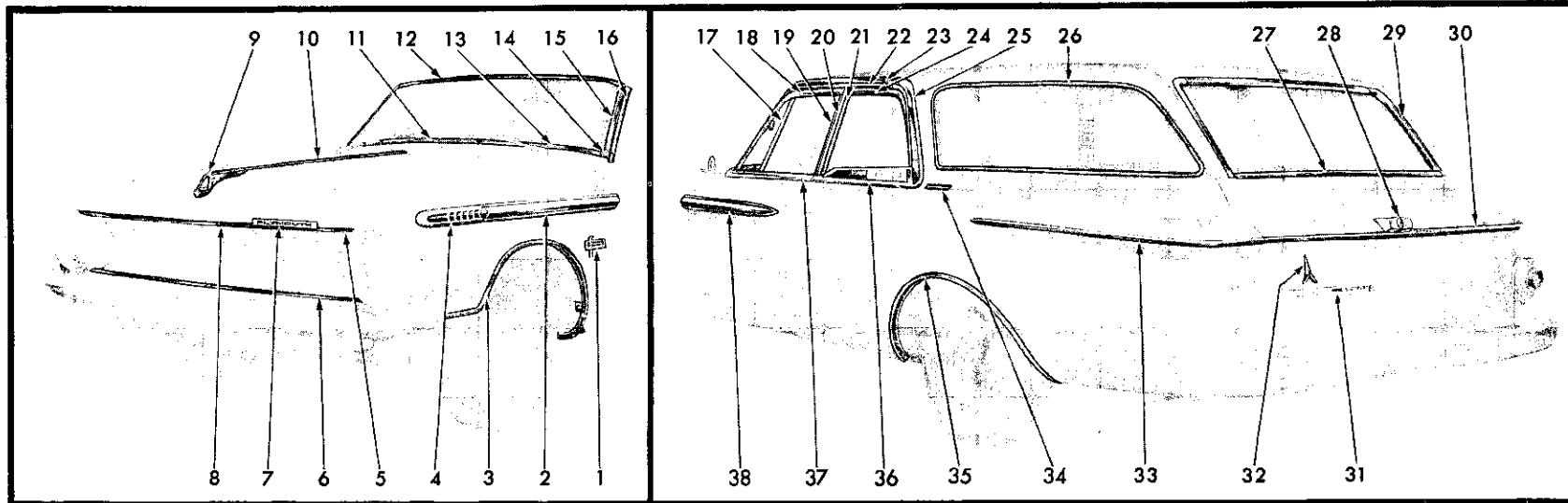
REF. NO.	QTY	PART NUMBER	DESCRIPTION
1	2	2099 464	NAME PLATE, Fender Side (12-15-21)
	4	9415 250	Nut
2	1	2298 667-8	MOULDING PACKAGE, Fender Side Rear (12-15-2)
	10	6000 974	Clip 2 6001 234 Clip
	10	2099 922	Retainer 2 6006 438 Nut
3	1	2298 673-4	MOULDING PACKAGE, Fender Wheel Opening (12-15-2)
	14	9413 197	Screw
	6	6001 231	Clip 6 6006 438 Nut
4	1	2298 665-6	MOULDING PACKAGE, Fender Side Front (12-15-2)
	6	6006 263	Nut
5	1	2298 661-2	MOULDING PACKAGE, Fender Front Hood Extension (12-15-2)
	4	125 978	Screw
6	1	2099 410	NAME PLATE, Hood Front (15-06-3)
	3	6006 264	Nut
7	1	2298 658-9	MOULDING PACKAGE, Radiator Stone Deflector (7-35-20)
	8	6001 257	Clip
8	1	2298 664	MOULDING PACKAGE, Hood Front Lower (15-25-2)
	6	6000 617	Clip 6 116 000 Nut
	1	2421 221	MOULDING PACKAGE, Hood Front Upper (15-25-2)
	6	6001 043	Clip 6 274 750 Nut
9	1	2099 421	ORNAMENT, w/Medallion, Hood Top (15-03-18)
	2	120 375	Nut
	1	6023 076	Stud, Long
	1	6024 084	Stud, Short
10	1	2298 660	MOULDING PACKAGE, Hood Top (15-25-2)
	14	6001 031	Clip
11	1	2298 663	CAP PACKAGE, Hood Top Moulding Rear (15-25-2)

All Packages Include Attaching Parts

REF. NO.	QTY	PART NUMBER	DESCRIPTION
12	1	2254 524	COVER, Windshield Outside Finish Lower Moulding Joint (23-23-66)
13	1	2252 056-7	MOULDING and EXTENSION, Windshield Header Outside Finish (23-23-65)
14	1	2298 571-2	MOULDING PACKAGE, Windshield Outside Finish Lower (23-23-65)
	10	6000 966	Retainer
15	1	2166 970-1	MOULDING, Windshield Outside Finish Lower End (23-23-65)
16	1	2166 966-7	MOULDING, Windshield Outside Finish Side (23-23-65)
17	1	2251 635	CAP, Quarter Panel Belt Moulding Center (23-23-41)
	1	2189 748	Retainer
	1	2094 394	Stud
18	1	2275 938	MOULDING PACKAGE, Deck Lid Top (23-23-30)
	2	6000 987	Retainer
	2	-----	Nut
19	1	2254 091	ORNAMENT and MEDALLION, Deck Lid (23-19-114)
	1	6000 987	Retainer
	2	-----	Nut
20	1	2254 653	NAME PLATE, Deck Lid (23-19-114)
	4	2254 768	Seal
	4	1839 995	Nut
21	1	2254 103	MOULDING, Deck Opening Lower Panel License Insert (23-23-23)
	4	6000 709	Clip
	4	-----	Nut
	2	6001 011	Clip
22	1	2275 939-40	MOULDING PACKAGE, Deck Lid Lower (23-23-30)
	8	6001 020	Clip
	8	-----	Washer
	8	441 256	Nut

REF. NO.	QTY	PART NUMBER	DESCRIPTION
23	1	2275 941	MOULDING PACKAGE, Quarter Panel Lower, Right (23-23-39)
	1	2298 727	MOULDING PACKAGE, Quarter Panel Lower, Left (23-23-39)
	10	6001 033	Clip
	8	6000 709	Clip
	8	151 497	Nut
24	1	2251 638-9	MOULDING, Quarter Panel Belt Rear (23-23-39)
	2	2254 452	Retainer
	2	2254 794	Retainer
	1	2189 852-3	Retainer
	2	2094 394	Stud
	10	125 978	Screw
	4	6001 004	Nut
25	1	2216 072-3	MOULDING, Quarter Panel Wheel Opening (23-23-39)
	14	9417 316	Screw
26	1	2299 408-9	MOULDING PACKAGE, Quarter Panel Belt Front (23-23-39)
	6	188 973	Screw
27	1	2299 406-7	MOULDING PACKAGE, Door Belt (23-23-32)
	8	6023 574	Screw
28	4	2254 031	MOULDING, Door Vent Wing Division Channel (23-23-36)
29	1	2298 693-4	MOULDING PACKAGE, Door Lower (23-23-32)
	10	6000 974	Clip

Part Type Code is Indicated in Parentheses **19x9203C**



REF. NO.	QTY	PART NUMBER	DESCRIPTION
1	2	2099 464	NAME PLATE, Fender Side (12-15-21)
4	4	9415 250	Nut
2	1	2298 667-8	MOULDING PACKAGE, Fender Side Rear (12-15-2)
10	6000	974	Clip 2 6001 234 Clip
10	2099	922	Retainer 2 6006 438 Nur
3	1	2298 673-4	MOULDING PACKAGE, Fender Wheel Opening (12-15-2)
14	9413	197	Screw
6	6001	231	Clip 6 6006 438 Nut
4	1	2298 665-6	MOULDING PACKAGE, Fender Side Front (12-15-2)
6	6006	263	Nut
5	1	2298 661-2	MOULDING PACKAGE, Fender Hood Extension (12-15-2)
4	125	978	Screw
6	1	2298 658-9	MOULDING PACKAGE, Radiator Stone Deflector (7-35-20)
8	6001	257	Clip
7	1	2099 410	NAME PLATE, Hood (15-06-3)
3	6006	264	Nut
8	1	2298 664	MOULDING PACKAGE, Hood Front Lower (15-25-2)
6	6000	617	Clip 6 116 000 Nut
1	2421	221	MOULDING PACKAGE, Hood Front Upper (15-25-2)
6	6001	043	Clip 6 274 750 Nut
9	1	2099 421	ORNAMENT, w/Insert, Hood Top (15-03-18)
2	120	375	Nut
1	6023	076	Stud, Long
1	6024	084	Stud, Short
10	1	2298 660	MOULDING PACKAGE, Hood Top (15-25-2)
7	6001	031	Clip 1 271 472 Nut
11	1	2254 524	COVER, Windshield Outside Finish Lower Moulding Joint (23-23-66)

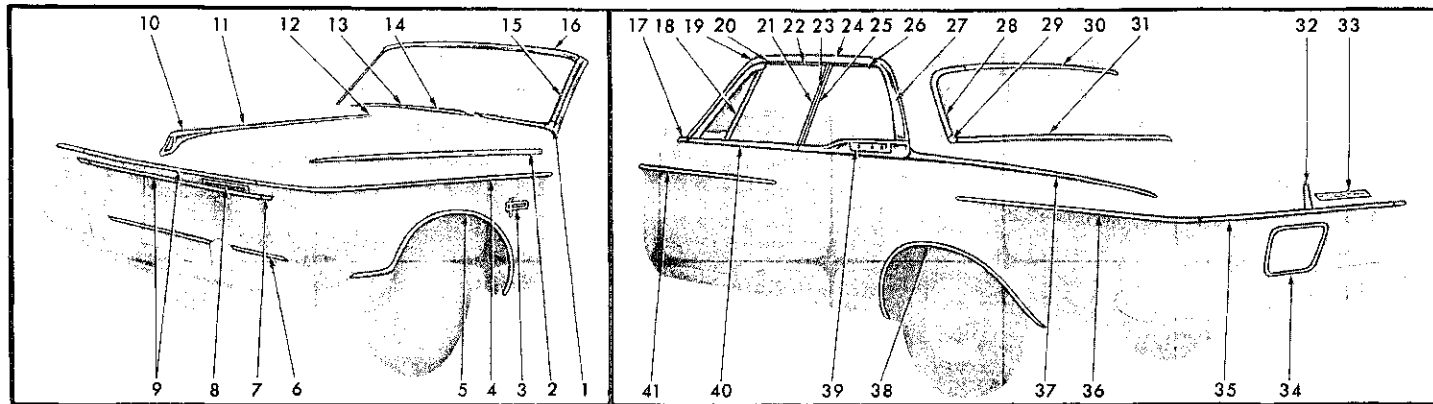
All Packages Include Attaching Parts

REF. NO.	QTY	PART NUMBER	DESCRIPTION
12	1	2298 552	MOULDING PACKAGE, Windshield Outside Finish Upper (23-23-65)
8	6000	966	Retainer
13	1	2298 571-2	MOULDING PACKAGE, Windshield Outside Finish Lower (23-23-65)
10	6000	966	Retainer
14	1	2166 970-1	MOULDING, Windshield Outside Finish Lower End (23-23-65)
15	1	2166 966-7	MOULDING, Windshield Outside Finish Side (23-23-65)
16	1	2254 314-5	CAP, Roof Side Drain Trough Moulding Frt. End (23-59-57)
17	4	2254 031	MOULDING, Front Door Vent Wing Division Channel (23-23-36)
18	1	2167 996-7	MOULDING, Front Door Frame Upper (23-23-32)
19	1	2167 998-9	MOULDING, Front Door Frame Rear (23-23-32)
20	1	2216 356-7	PANEL, Center Pillar Upper Finish (23-23-16)
4	6022	890	Screw
21	1	2167 998-9	MOULDING, Rear Door Frame Front (23-23-33)
22	1	2216 090-1	MOULDING, Roof Side Drain Trough (23-59-61)
23	1	2298 565-6	MOULDING PACKAGE, Roof Panel Outside Finish Side Front (23-23-42)
12	6001	245	Clip
24	1	2216 036-7	MOULDING, Rear Door Frame Upper (23-23-33)
25	1	2298 563-4	MOULDING PACKAGE, Roof Panel Outside Finish Side Rear (23-23-42)
2	---	---	Retainer
2	---	---	Nut and Seal
4	6001	006	Clip and Seal
26	1	2254 918-9	LOCKINGSTRIP, Quarter Window Glass Weatherstrip Mylar (23-63-110)
27	1	2275 995	MOULDING PACKAGE, Tailgate Outside Finish Belt (23-23-61)
2	125	978	Screw
7	6001	232	Clip

MOULDINGS - PLYMOUTH FURY SP2(H) SUBURBAN

REF. NO.	QTY	PART NUMBER	DESCRIPTION
28	1	2251 373	ORNAMENT, Tailgate Electric Window Lift (23-54-11)
29	1	2196 608-9	MOULDING PACKAGE, Tailgate Opening Outside Finish Rear Upper Pillar (23-23-60)
4	6006	451	Clip
30	1	2275 949	MOULDING PACKAGE, Tailgate Outside Panel (23-23-61)
5	6001	033	Clip
2	6001	020	Clip
2	151	497	Nut
31	1	2254 653	NAME PLATE, Tailgate Fury (23-54-11)
3	1839	995	Nut
32	1	2254 722	ORNAMENT, Tailgate Outside Panel (23-54-11)
2	1839	995	Nut
33	1	2275 302-3	MOULDING PACKAGE, Quarter Panel (23-23-39)
34	1	2299 400-1	MOULDING PACKAGE, Quarter Panel Belt (23-23-39)
4	6001	031	Clip
35	1	2275 334-5	MOULDING, Quarter Panel Wheel Opening (23-23-39)
16	---	---	Screw
36	1	2299 410-1	MOULDING PACKAGE, Rear Door Belt (23-23-33)
8	188	973	Screw
37	1	2299 402-3	MOULDING PACKAGE, Front Door Belt (23-23-32)
8	188	973	Screw
38	1	2298 693-4	MOULDING PACKAGE, Front Door Lower (23-23-32)
10	6000	974	Clip

Part Type Code is Indicated in Parentheses 19x9208C



REF. NO.	QTY	PART NUMBER	DESCRIPTION
1	1	2166 970-1	MOULDING, Windshield Outside Finish Lower End (23-23-65)
2	1	2421 688-9	MOULDING PACKAGE, Fender Side Upper (12-15-2)
	2	6000 960	Clip
	12	2254 376	Spacer
	12	6006 263	Nut
3	2	2099 464	NAME PLATE, Fender Side (12-15-21)
	4	9415 250	Nut
4	1	2421 222-3	MOULDING PACKAGE, Fender Front and Side (12-15-2)
	14	6001 033	Clip
	4	6001 043	Clip
	2	6001 020	Clip
	4	9415 250	Nut
	2	116 000	Nut
5	1	2298 673-4	MOULDING PACKAGE, Wheel Opening (12-15-2)
	14	9413 197	Screw
	6	6001 231	Clip
	6	6006 438	Nut
6	1	2298 658-9	MOULDING PACKAGE, Radiator Stone Deflector (7-35-20)
	8	6001 240	Clip
7	1	2298 661-2	MOULDING PACKAGE, Hood Extension (12-15-2)
	4	9413 197	Screw
8	1	2099 410	NAME PLATE, Hood Front (15-06-3)
	3	6006 254	Nut
9	1	2421 221	MOULDING PACKAGE, Hood Front Upper (15-25-2)
	6	6001 043	Clip
	6	9415 250	Nut
	1	2298 664	MOULDING PACKAGE, Hood Front Lower (15-25-2)
	6	6000 617	Clip
	6	116 000	Nut
10	1	2099 421	ORNAMENT, w/Medallion, Hood Top (15-03-18)
	2	120 375	Nut
	1	6023 075	Stud, Long
	1	6024 084	Stud, Short
11	1	2298 660	MOULDING PACKAGE, Hood Top (15-25-2)
	14	6001 031	Clip
12	1	2298 663	CAP PACKAGE, Hood Top Moulding Rear (15-25-2)
	1	6006 264	Nut

All Packages include Attaching Parts

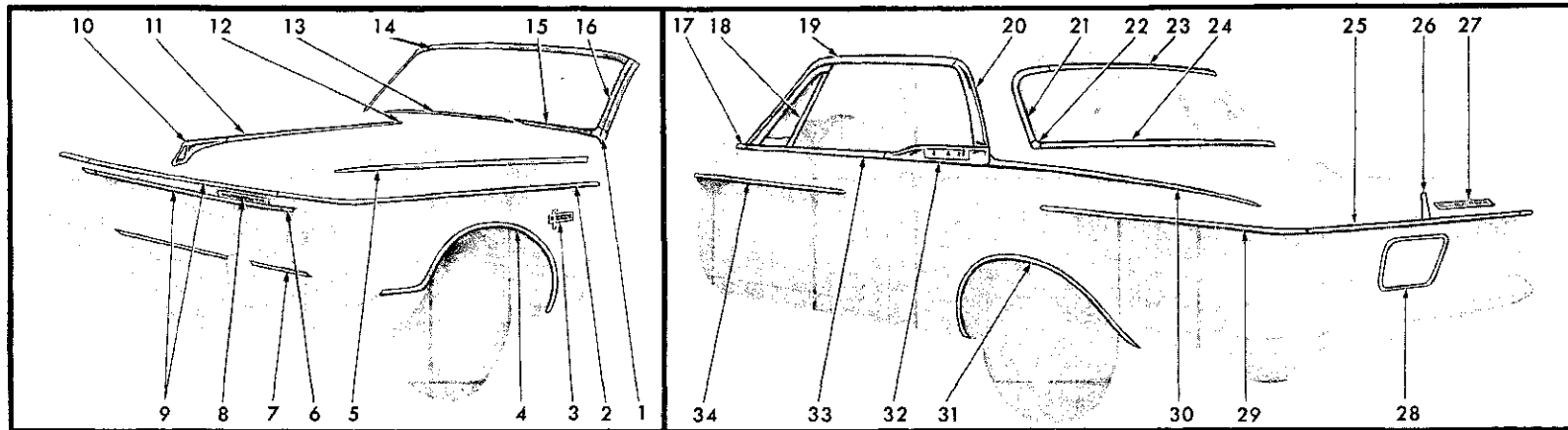
REF. NO.	QTY	PART NUMBER	DESCRIPTION
13	1	2254 524	COVER, Windshield Outside Finish Lower Moulding (23-23-64)
14	1	2298 571-2	MOULDING PACKAGE, Windshield Outside Finish Lower (23-23-65)
	10	6000 966	Retainer
15	1	2166 966-7	MOULDING, Windshield Outside Finish Side (23-23-66)
16	1	2298 552	MOULDING PACKAGE, Windshield Outside Finish Upper (23-23-65)
	8	6000 966	Retainer
17	1	2421 931-2	MOULDING PACKAGE, Front Door Belt Front (23-23-32)
	2	9417 273	Screw
	2	2254 396	Spacer
	2	6006 264	Nut
18	4	2254 031	MOULDING, Front Door Vent Wing Division Channel (23-23-36)
19	1	2254 314-5	CAP, Roof Side Drain Trough Moulding Front End (23-59-57)
20	1	2216 090-1	MOULDING, Roof Side Drain Trough (23-59-61)
21	1	2167 998-9	MOULDING, Front Door Window Frame Rear (23-23-32)
22	1	2167 996-7	MOULDING, Front Door Window Frame Upper (23-23-32)
23	1	2216 356-7	PANEL, Center Pillar Upper Finish (23-23-16)
	4	6022 890	Screw
24	1	2298 565-6	MOULDING PACKAGE, Roof Panel Outside Finish Side Front (23-23-42)
	12	6001 245	Clip
25	1	2167 998-9	MOULDING, Rear Door Window Frame Front (23-23-32)
26	1	2216 036-7	MOULDING, Rear Door Window Frame Upper (23-23-33)
27	1	2298 563-4	MOULDING PACKAGE, Rear Panel Outside Finish Side Rear (23-23-42)
	2	-----	Nut and Seal
	4	6001 006	Clip and Seal
28	1	2298 554-5	MOULDING PACKAGE, Rear Window Outside Finish Side (23-23-32)
	6	6000 966	Retainer
29	1	2254 066-7	COVER, Rear Window Outside Finish Side to Lower Moulding Joint (23-23-41)
30	1	2298 556	MOULDING PACKAGE, Rear Window Outside Finish Upper (23-23-52)
	5	6000 966	Retainer
31	1	2421 206	MOULDING PACKAGE, Rear Window Outside Finish Lower (23-23-52)
	10	6000 966	Retainer

REF. NO.	QTY	PART NUMBER	DESCRIPTION
32	1	2254 092	ORNAMENT and MEDALLION, Deck Lid (23-19-114)
	1	6000 987	Retainer
	2	-----	Nut
33	1	2254 653	NAME PLATE, Deck Lid (23-19-114)
	4	2254 768	Seal
	4	1839 995	Nut
34	1	2254 103	MOULDING, Deck Opening Lower Panel License Insert (23-23-23)
	4	6000 709	Clip
	4	-----	Nut
	2	6001 011	Clip
35	2	2275 939	MOULDING PACKAGE, Deck Lid Lower (23-23-30)
	8	6001 020	Clip
	8	-----	Washer
	8	441 256	Nut
36	1	2275 941	MOULDING PACKAGE, Quarter Panel Lower Right (23-23-39)
	1	2298 727	MOULDING PACKAGE, Quarter Panel Lower Left (23-23-39)
	10	6001 033	Clip
	8	6000 709	Clip
	8	151 497	Nut
37	1	2421 684-5	MOULDING PACKAGE, Quarter Panel Upper (23-23-39)
	6	2254 396	Spacer
	12	6022 005	Seal
	12	6006 264	Nut
38	1	2216 072-3	MOULDING, Quarter Panel Wheel Opening (23-23-39)
	14	9417 316	Screw
39	1	2299 410-1	MOULDING PACKAGE, Rear Door Belt (23-23-33)
	8	188 973	Screw
40	1	2421 915-6	MOULDING PACKAGE, Front Door Belt Rear (23-23-32)
	16	6023 574	Screw
41	2	2275 942	MOULDING PACKAGE, Front Door Lower (23-23-32)
	10	6001 033	Clip

Part Type Code is Indicated in Parentheses

19x9431A

MOULDINGS (LATE TYPE) - PLYMOUTH FURY SP1-2(H) 4 DOOR SEDAN



REF. NO.	QTY	PART NUMBER	DESCRIPTION
1	1	2166 970-1	MOULDING, Windshield Outside Finish Lower End (23-23-65)
2	1	2421 222-3	MOULDING PACKAGE, Fender Front and Side (12-15-2)
14	6001 033	Clip	
4	6001 043	Clip	
2	6001 020	Clip	
4	9415 250	Nut	
2	116 000	Nut	
3	2099 464	NAME PLATE, Fender Side (12-15-21)	
4	9415 250	Nut	
4	1	2298 673-4	MOULDING PACKAGE, Wheel Opening (12-15-2)
14	9413 197	Screw	
6	6001 231	Clip	
6	6006 438	Nut	
5	1	2421 688-9	MOULDING PACKAGE, Fender Side Upper (12-15-2)
2	6000 960	Clip	
12	2254 396	Spacer	
12	6006 263	Nut	
6	1	2298 661-2	MOULDING PACKAGE, Hood Extension (12-15-2)
4	9413 197	Screw	
7	1	2298 658-9	MOULDING PACKAGE, Radiator Stone Deflector (7-35-20)
8	6001 257	Clip	
1	2099 410	NAME PLATE, Hood Front (15-06-3)	
3	6006 264	Nut	
9	1	2421 221	MOULDING PACKAGE, Hood Front Upper (15-25-2)
6	6001 043	Clip	
6	9415 250	Nut	
1	2298 664	MOULDING PACKAGE, Hood Front Lower (15-25-2)	
6	6000 617	Clip	
6	116 000	Nut	
10	1	2099 421	ORNAMENT, w/Medallion, Hood Top (15-03-18)
2	120 375	Nut	
1	6023 076	Stud, Long	
1	6024 084	Stud, Short	

All Packages include Attaching Parts

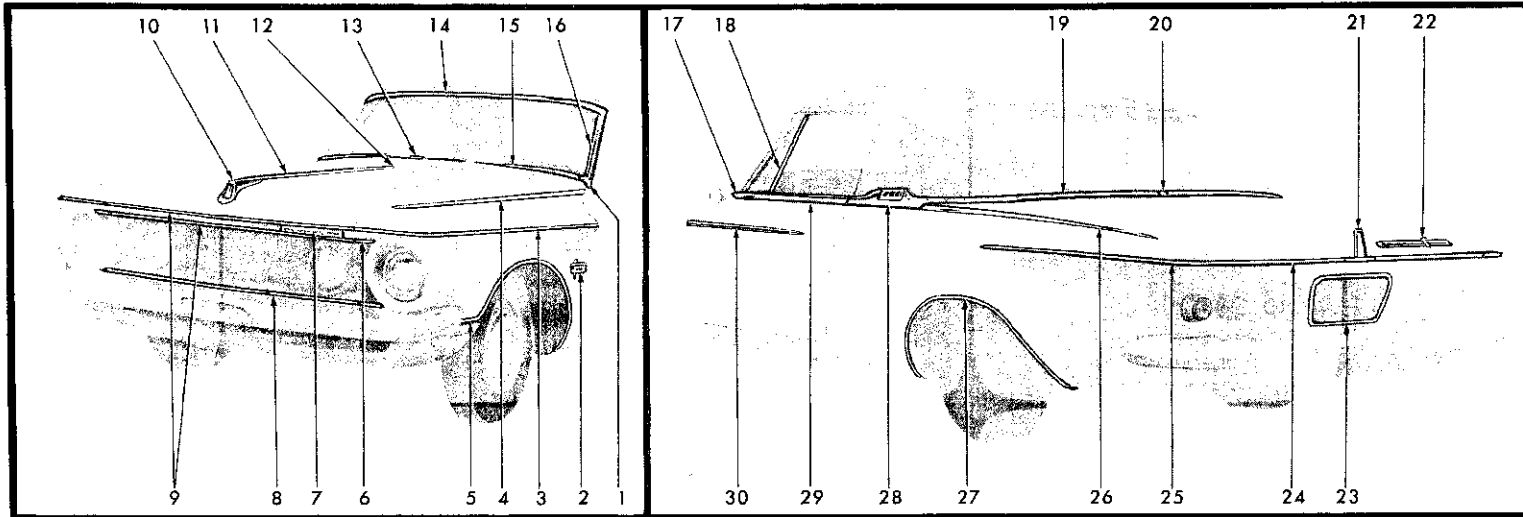
REF. NO.	QTY	PART NUMBER	DESCRIPTION
11	1	2298 660	MOULDING PACKAGE, Hood Top (15-25-2)
14	6001 031	Clip	
12	1	2298 663	CAP PACKAGE, Hood Top Moulding Rear (15-25-2)
1	6006 264	Nut	
13	1	2254 524	COVER, Windshield Outside Finish Lower Moulding Joint (23-23-66)
14	1	2298 552	MOULDING PACKAGE, Windshield Outside Finish Upper (23-23-65)
8	6000 966	Retainer	
15	1	2298 571-2	MOULDING PACKAGE, Windshield Outside Finish Lower (23-23-65)
10	6000 966	Retainer	
16	1	2166 966-7	MOULDING, Windshield Outside Finish Side (23-23-65)
17	1	2421 931-2	MOULDING PACKAGE, Door Belt Front (23-23-32)
2	9417 273	Screw	
2	2254 396	Spacer	
2	6006 264	Nut	
18	4	2254 031	MOULDING, Door Vent Wing Division Channel (23-23-36)
19	1	2216 042-3	MOULDING, Roof Panel Outside Finish Side (23-23-42)
20	1	2216 046-7	MOULDING, Roof Panel Outside Finish Side Rear (23-23-42)
21	1	2298 554-5	MOULDING PACKAGE, Rear Window Outside Finish Side (23-23-52)
6	6000 966	Retainer	
22	1	2254 066-7	COVER, Rear Window Outside Finish Side to Lower Moulding Joint (23-23-41)
23	1	2298 556	MOULDING PACKAGE, Rear Window Outside Finish Upper (23-23-52)
5	6000 966	Retainer	
24	1	2421 206	MOULDING PACKAGE, Rear Window Outside Finish Lower (23-23-52)
10	6000 966	Retainer	
25	2	2275 939	MOULDING PACKAGE, Deck Lid Lower (23-23-30)
8	6001 020	Clip	
8	-----	Washer	
8	441 256	Nut	

REF. NO.	QTY	PART NUMBER	DESCRIPTION
26	1	2254 092	ORNAMENT and MEDALLION, Deck Lid (23-19-114)
1	6000 987	Retainer	
2	-----	Nut	
27	1	2254 653	NAME PLATE, Deck Lid (23-19-114)
4	2254 768	Seal	
4	1839 995	Nut	
28	1	2254 103	MOULDING, Deck Opening Lower Panel License Insert (23-23-32)
4	6000 709	Clip	
4	-----	Nut	
2	6001 011	Clip	
29	1	2275 941	MOULDING PACKAGE, Quarter Panel Lower, Right (23-23-39)
1	2298 727	MOULDING PACKAGE, Quarter Panel Lower, Left (23-23-39)	
10	6001 033	Clip	
8	6000 709	Clip	
8	151 497	Nut	
30	1	2421 684-5	MOULDING PACKAGE, Quarter Panel Upper Rear (23-23-39)
6	2254 396	Seal	
12	6022 005	Spacer	
12	6006 264	Nut	
31	1	2216 072-3	MOULDING, Quarter Panel Wheel Opening (23-23-39)
14	9417 316	Screw	
32	1	2298 642-3	MOULDING PACKAGE, Quarter Panel Upper Front (23-23-39)
2	-----	Nut	
33	1	2421 913-4	MOULDING PACKAGE, Door Belt Rear (23-23-32)
12	6023 574	Screw	
34	2	2275 942	MOULDING PACKAGE, Door Lower (23-23-32)
10	6001 033	Clip	

Part Type Code is Indicated in Parentheses

19x9432A

MOULDINGS (LATE TYPE) - PLYMOUTH FURY SP1-2(H) SPECIAL CLUB COUPE



REF. NO.	QTY	PART NUMBER	DESCRIPTION
1	1	2166 970-1	MOULDING, Windshield Outside Finish Lower End (23-23-65)
2	2	2099 464	NAME PLATE, Fender Side (12-15-21)
4	4	9415 250	Nut
3	1	2421 222-3	MOULDING PACKAGE, Fender Front and Side (12-15-2)
14	6	6001 033	Clip
4	4	6001 043	Clip
2	2	6001 020	Clip
4	4	9415 250	Nut
2	2	116 000	Nut
4	1	2421 688-9	MOULDING PACKAGE, Fender Side Upper (12-15-2)
2	2	6000 960	Clip
12	12	2254 396	Spacer
12	12	6006 263	Nut
5	1	2298 673-4	MOULDING PACKAGE, Wheel Opening (12-15-2)
14	14	9413 197	Screw
6	6	6001 231	Clip
6	6	6006 438	Nut
6	1	2298 661-2	MOULDING PACKAGE, Hood Extension (12-15-2)
4	4	9413 197	Screw
7	1	2099 410	NAME PLATE, Hood Front (15-06-3)
3	3	6006 264	Nut
8	1	2298 658-9	MOULDING PACKAGE, Radiator Stone Deflector (7-35-20)
8	8	6001 257	Clip
9	1	2421 221	MOULDING PACKAGE, Hood Front Upper (15-25-2)
6	6	6001 043	Clip
6	6	9415 250	Nut
1	1	2298 664	MOULDING PACKAGE, Hood Front Lower (15-25-2)
6	6	6000 617	Clip
6	6	116 000	Nut

Part Type Code is Indicated in Parentheses

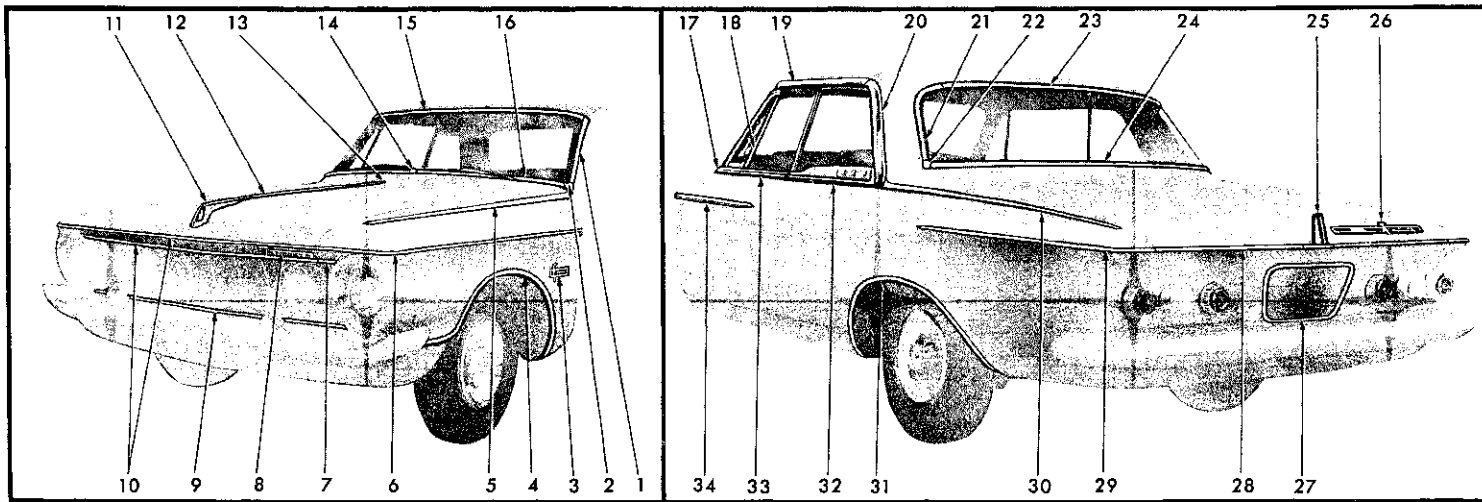
REF. NO.	QTY	PART NUMBER	DESCRIPTION
10	1	2099 421	ORNAMENT, w/Medallion, Hood Top (15-03-18)
2	2	120 375	Nut
1	1	6023 076	Stud, Long
1	1	6024 084	Stud, Short
11	1	2298 660	MOULDING PACKAGE, Hood Top (15-25-2)
14	14	6001 031	Clip
12	1	2298 663	CAP PACKAGE, Hood Top Moulding Rear (15-25-2)
1	1	6006 264	Nut
13	1	2254 524	COVER, Windshield Outside Finish Lower Moulding Joint (23-23-66)
14	1	2252 056-7	MOULDING and EXTENSION, Windshield Header Outside Finish (23-23-65)
15	1	2298 571-2	MOULDING PACKAGE, Windshield Outside Finish Lower (23-23-65)
10	10	6000 966	Retainer
16	1	2166 966-7	MOULDING, Windshield Outside Finish Side (23-23-65)
17	1	2421 931-2	MOULDING PACKAGE, Door Belt Front (23-23-32)
2	2	9417 273	Screw
2	2	2254 396	Spacer
2	2	6006 264	Nut
18	4	2254 031	MOULDING, Door Vent Wing Division Channel (23-23-36)
19	1	2251 638-9	MOULDING, Quarter Panel Belt Rear (23-23-39)
10	10	2189 748	Retainer
10	10	-----	Screw
20	1	2251 635	CAP, Quarter Panel Belt Moulding Center (23-23-41)
1	1	2094 394	Fastener
1	1	2189 748	Retainer
21	1	2254 092	ORNAMENT and MEDALLION, Deck Lid (23-19-114)
1	1	6000 987	Retainer
2	2	-----	Nut

REF. NO.	QTY	PART NUMBER	DESCRIPTION
22	1	2254 653	NAME PLATE, Deck Lid (23-19-114)
4	4	2254 768	Seal
4	4	1839 995	Nut
23	1	2254 103	MOULDING, Deck Opening Lower Panel License Insert (23-23-23)
4	4	6000 709	Clip
4	4	-----	Nut
2	2	6001 011	Clip
24	2	2275 939	MOULDING PACKAGE, Deck Lid Lower (23-23-30)
8	8	6001 020	Clip
8	8	-----	Washer
8	8	441 256	Nut
25	1	2275 941	MOULDING PACKAGE, Quarter Panel Lower Right (23-23-39)
1	1	2298 727	MOULDING PACKAGE, Quarter Panel Lower Left (23-23-39)
10	10	6001 033	Clip
8	8	6000 709	Clip
8	8	151 497	Nut
26	1	2421 690-1	MOULDING PACKAGE, Quarter Panel Upper Rear (23-23-39)
2	2	6023 574	Screw
2	2	9416 042	Screw
4	4	2254 396	Spacer
12	12	6022 005	Seal
10	10	6006 264	Nut
2	2	6000 960	Clip
27	1	2216 072-3	MOULDING, Quarter Panel Wheel Opening (23-23-39)
14	14	9417 316	Screw
28	1	2299 408-9	MOULDING PACKAGE, Quarter Panel Belt Front (23-23-39)
6	6	188 973	Screw
29	1	2421 913-4	MOULDING PACKAGE, Door Belt Rear (23-23-32)
12	12	6023 574	Screw
30	2	2275 942	MOULDING PACKAGE, Door Lower (23-23-32)
10	10	6001 033	Screw

All Packages Include Attaching Parts

19x9433

MOULDINGS (LATE TYPE) - PLYMOUTH FURY SP1-2(H) CONVERTIBLE COUPE



REF. NO.	QTY	PART NUMBER	DESCRIPTION
1	1	2166 966-7	MOULDING, Windshield Outside Finish Side (23-23-65)
2	1	2166 970-1	MOULDING, Windshield Outside Finish Lower End (23-23-65)
3	2	2099 464	NAME PLATE, Fender Side (12-15-21)
4	4	9415 250	Nut
4	1	2298 673-4	MOULDING PACKAGE, Wheel Opening (12-15-2)
14	9413 197	Screw	
6	6001 231	Clip	
6	6006 438	Nut	
5	1	2421 688-9	MOULDING PACKAGE, Fender Side Upper (12-15-2)
2	6000 960	Clip	
12	2254 396	Spacer	
12	6006 263	Nut	
6	1	2421 222-3	MOULDING PACKAGE, Fender Front and Side (12-15-2)
14	6001 033	Clip	
4	6001 043	Clip	
2	6001 020	Clip	
4	9415 250	Nut	
2	116 000	Nut	
7	1	2298 661-2	MOULDING PACKAGE, Hood Extension (12-15-2)
4	9413 197	Screw	
1	2099 410	NAME PLATE, Hood Front (15-06-3)	
3	6006 264	Nut	
9	1	2298 658-9	MOULDING PACKAGE, Radiator Stone Deflector (7-35-20)
8	6001 257	Nut and Seal	
10	1	2421 221	MOULDING PACKAGE, Hood Front Upper (15-25-2)
6	6001 043	Clip	
6	9415 250	Nut	
1	2298 664	MOULDING PACKAGE, Hood Front Lower (15-25-2)	
6	6000 617	Clip	
6	116 000	Nut	

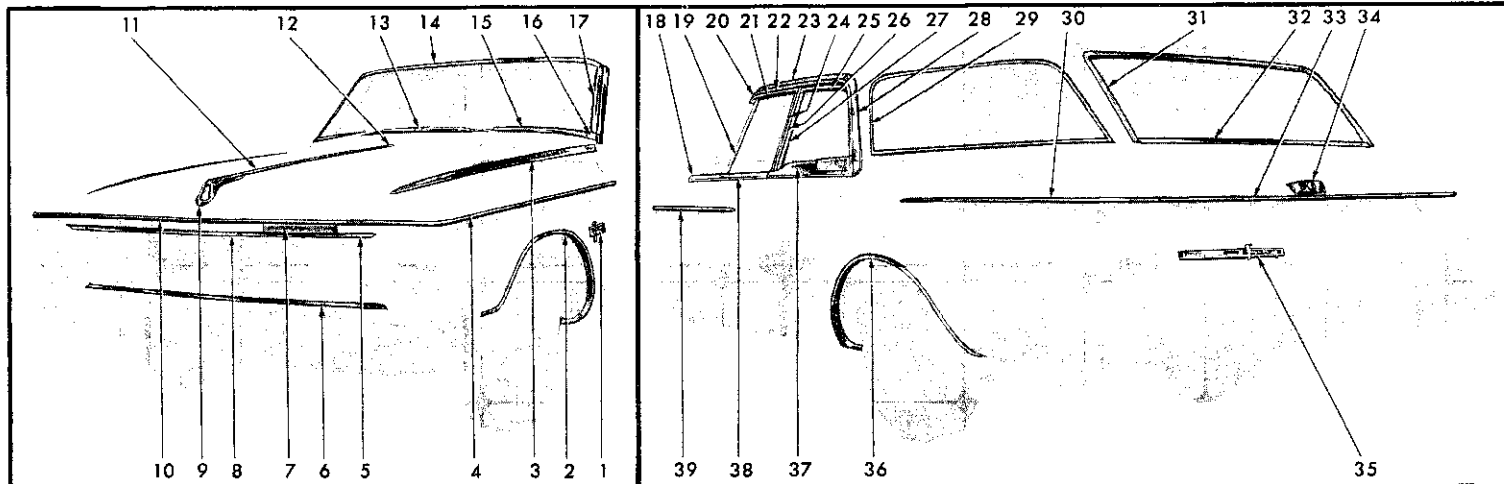
All Packages include Attaching Parts

REF. NO.	QTY	PART NUMBER	DESCRIPTION
11	1	2299 421	ORNAMENT, w/Medallion, Hood Top (15-03-18)
2	120 375	Nut	
1	6023 076	Stud, Long	
1	6024 084	Stud, Short	
12	1	2298 660	MOULDING PACKAGE, Hood Top (15-25-2)
14	6001 031	Clip	
13	1	2298 663	CAP PACKAGE, Hood Top Moulding Rear (15-25-2)
1	6006 264	Nut	
14	1	2254 524	COVER, Windshield Outside Finish Lower Moulding Joint (23-23-66)
15	1	2298 552	MOULDING PACKAGE, Windshield Outside Finish Upper (23-23-65)
8	6000 966	Retainer	
16	1	2298 571-2	MOULDING PACKAGE, Windshield Outside Finish Lower (23-23-65)
10	6000 966	Retainer	
17	1	2421 931-2	MOULDING PACKAGE, Front Door Front (23-23-32)
2	9417 273	Screw	
2	2254 396	Spacer	
2	6006 264	Nut	
18	4	2254 031	MOULDING, Front Door Vent Wing Division Channel (23-23-36)
19	1	2216 042-3	MOULDING, Roof Panel Outside Finish Side Front (23-23-42)
20	1	2298 567-8	MOULDING PACKAGE, Roof Panel Outside Finish Side Rear (23-23-42)
6	-----	Screw	
2	-----	Nut and Seal	
21	1	2298 554-5	MOULDING PACKAGE, Rear Window Outside Finish Side (23-23-52)
6	6000 966	Retainer	
22	1	2254 066-7	COVER, Rear Window Outside Finish Side to Lower Moulding (23-23-41)
23	1	2298 556	MOULDING PACKAGE, Rear Window Outside Finish Upper (23-23-52)
5	6000 966	Retainer	
24	1	2421 206	MOULDING PACKAGE, Rear Window Outside Finish Lower (23-23-52)
10	6000 966	Retainer	

REF. NO.	QTY	PART NUMBER	DESCRIPTION
25	1	2254 092	ORNAMENT and MEDALLION, Deck Lid (23-19-114)
1	6000 987	Retainer	
2	-----	Nut	
26	1	2254 653	NAME PLATE, Deck Lid (23-19-114)
4	2254 768	Seal	
4	1839 995	Nut	
27	1	2254 103	MOULDING, Deck Opening Lower Panel License Insert (23-23-23)
4	6000 709	Clip	
4	-----	Nut	
2	6001 011	Clip	
28	2	2275 939	MOULDING PACKAGE, Deck Lid Lower (23-23-30)
8	6001 020	Clip	
8	-----	Washer	
8	441 256	Nut	
29	1	2275 941	MOULDING PACKAGE, Quarter Panel Lower Right (23-23-39)
1	2298 727	MOULDING PACKAGE, Quarter Panel Lower Left (23-23-39)	
10	6001 033	Clip	
8	6000 709	Clip	
8	151 497	Nut	
30	1	2421 684-5	MOULDING PACKAGE, Quarter Panel Upper (23-23-39)
6	2254 396	Spacer	
12	6022 005	Seal	
12	6006 264	Nut	
31	1	2216 072-3	MOULDING, Quarter Panel Wheel Opening (23-23-39)
14	9417 316	Screw	
32	1	2299 412-3	MOULDING PACKAGE, Rear Door Belt (23-23-33)
8	188 973	Screw	
33	1	2421 917-8	MOULDING PACKAGE, Front Door Belt Rear (23-23-32)
16	6023 574	Screw	
34	2	2275 942	MOULDING PACKAGE, Front Door Lower (23-23-32)
10	6001 033	Clip	

Part Type Code is Indicated in Parentheses **19x9434A**

MOULDINGS (LATE TYPE) - PLYMOUTH FURY SP1-2(H) SPECIAL 4 DOOR SEDAN



REF. NO.	QTY	PART NUMBER	DESCRIPTION
1	2	2099 464	NAME PLATE, Fender Side (12-15-21)
	4	9415 250	Nut
2	1	2298 673-4	MOULDING PACKAGE, Wheel Opening (12-15-2)
	14	9413 197	Screw
	6	6001 231	Clip
	6	6006 438	Nut
3	1	2421 688-9	MOULDING PACKAGE, Fender Side Upper (12-15-2)
	2	6000 960	Clip
	12	2254 396	Spacer
	12	6006 263	Nut
4	1	2421 222-3	MOULDING PACKAGE, Fender Side and Front (12-15-2)
	14	6001 033	Clip
	4	6001 043	Clip
	2	6001 020	Clip
	4	9415 250	Nut
	2	116 000	Nut
5	1	2298 661-2	MOULDING PACKAGE, Fender Hood Extension (12-15-2)
	4	9413 197	Screw
6	1	2298 658-9	MOULDING PACKAGE, Radiator Stone Deflector (7-35-20)
	8	6001 257	Clip
7	1	2099 410	NAME PLATE, Hood Front (15-06-3)
	3	6006 264	Nut
8	1	2298 664	MOULDING PACKAGE, Hood Front Lower (15-25-2)
	6	6000 617	Clip
	6	116 000	Nut
9	1	2099 421	ORNAMENT, w/Medallion, Hood Top (15-03-18)
	2	120 375	Nut
	1	6023 076	Stud, Long
	1	6024 084	Stud, Short
10	1	2421 221	MOULDING PACKAGE, Hood Front Upper (15-25-2)
	6	6001 043	Clip
	6	9415 250	Nut
11	1	2298 660	MOULDING PACKAGE, Hood Top (15-25-2)
	14	6001 031	Clip

All Packages Include Attaching Parts


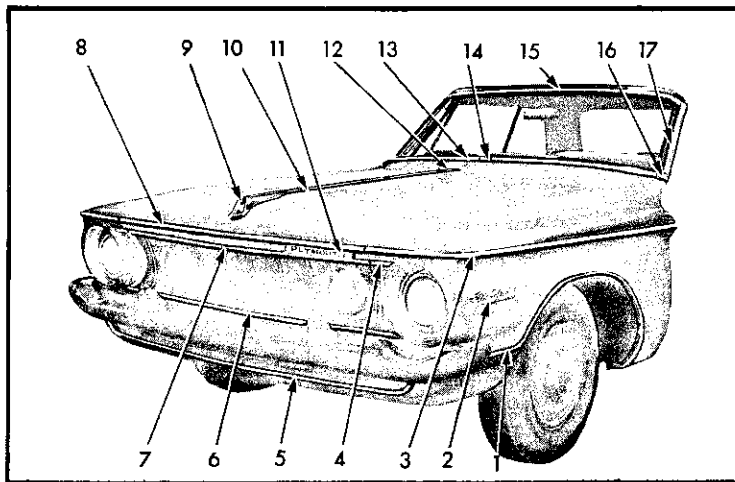
REF. NO.	QTY	PART NUMBER	DESCRIPTION
12	1	2298 663	CAP PACKAGE, Hood Top Moulding Rear (15-25-2)
	1	6006 264	Nut
13	1	2254 524	COVER, Windshield Outside Finish Lower Moulding Joint (23-23-66)
14	1	2298 552	MOULDING PACKAGE, Windshield Outside Finish Upper (23-23-65)
	8	6000 966	Retainer
15	1	2298 571-2	MOULDING PACKAGE, Windshield Outside Finish Lower (23-23-65)
	10	6000 966	Retainer
16	1	2166 970-1	MOULDING, Windshield Outside Finish Lower End (23-23-65)
17	1	2166 966-7	MOULDING, Windshield Outside Finish Side (23-23-65)
18	1	2421 931-2	MOULDING PACKAGE, Front Door Belt Front (23-23-32)
	2	9417 273	Screw
	2	2254 396	Spacer
	2	6006 264	Nut
19	4	2254 031	MOULDING, Front Door Vent Wing Division Channel (23-23-36)
20	1	2254 314-5	CAP, Roof Side Drain Trough Moulding Front End Cap (23-59-57)
21	1	2167 996-7	MOULDING, Front Door Window Frame Upper (23-23-32)
22	1	2216 090-1	MOULDING, Roof Side Drain Trough (23-59-61)
23	1	2298 565-6	MOULDING PACKAGE, Roof Panel Outside Finish Side Front (23-23-42)
	12	6001 245	Clip
24	1	2167 998-9	MOULDING, Front Door Window Frame Rear (23-23-32)
25	1	2216 036-7	MOULDING, Rear Door Window Frame Upper (23-23-33)
26	1	2216 356-7	PANEL, Center Pillar Upper Finish (23-23-16)
	4	6022 890	Screw
27	1	2167 998-9	MOULDING, Rear Door Window Frame Front (23-23-33)

REF. NO.	QTY	PART NUMBER	DESCRIPTION
28	1	2298 563-4	MOULDING PACKAGE, Roof Panel Outside Finish Side Rear (23-23-42)
	2	----	Retainer
	2	----	Nut and Seal
	4	6001 006	Clip and Seal
29	2	2255 027	LOCKINGSTRIP, Quarter Window Glass Weatherstrip Mylar (23-63-110)
30	1	2275 302-3	MOULDING PACKAGE, Quarter Panel (23-23-39)
	18	6001 033	Clip
	8	6000 707	Clip
	8	151 497	Nut
31	1	2196 608-9	MOULDING PACKAGE, Tailgate Opening Outside Finish Rear Upper Pillar (23-23-60)
	*	6006 451	Clip
32	1	2275 995	MOULDING PACKAGE, Tailgate Outside Finish Belt (23-23-61)
	2	125 978	Screw
	7	6001 232	Clip
33	1	2275 949	MOULDING PACKAGE, Tailgate Outside Panel (23-23-61)
	5	6001 033	Clip
	2	6001 020	Clip
	2	151 497	Nut
34	1	2251 373	ORNAMENT, Tailgate Electric Window Lift (23-54-11)
35	1	2254 653	NAME PLATE, Tailgate Fury (23-54-11)
	3	1839 995	Nut
36	1	2275 334-5	MOULDING PACKAGE, Quarter Panel Wheel Opening (23-23-39)
	16	----	Screw
37	1	2299 410-1	MOULDING PACKAGE, Rear Door Belt (23-23-33)
	8	188 973	Screw
38	1	2421 915-6	MOULDING PACKAGE, Front Door Belt Rear (23-23-32)
	16	6023 574	Screw
39	2	2275 942	MOULDING PACKAGE, Front Door Lower (23-23-32)
	10	6001 033	Clip

Part Type Code is Indicated in Parentheses

19x9435

MOULDINGS (LATE TYPE) - PLYMOUTH FURY SP2(H) SUBURBAN



REF. NO.	QTY	PART NUMBER	DESCRIPTION
1	1	2298 673-4	MOULDING PACKAGE, Fender Wheel Opening (12-15-2)
14		9413 197	Screw
6		6001 231	Clip
6		6006 438	Nut
2	2	2276 715	NAME PLATE, Fender Side - Sport Fury Golden Commando (12-15-21)
8		6001 254	Clip
3	1	2421 222-3	MOULDING PACKAGE, Fender Side and Front (12-15-2)
14		6001 033	Clip
4		6001 043	Clip
2		6001 020	Clip
4		9415 250	Nut
2		151 497	Nut
4	1	2298 661-2	MOULDING PACKAGE, Fender Hood Extension (12-15-2)
4		125 978	Screw
5	1	2421 220	MOULDING PACKAGE, Radiator Dust Shield (7-31-11)
9		6001 033	Clip
6	1	2298 658-9	MOULDING PACKAGE, Radiator Stone Deflector (7-35-20)
8		6001 257	Clip
7	1	2298 664	MOULDING PACKAGE, Hood Front, Lower (15-25-2)
6		6000 617	Clip
6		271 472	Nut
8	1	2421 221	MOULDING PACKAGE, Hood Front, Upper (15-25-2)
6		6001 043	Clip
6		274 750	Nut
9	1	2276 642	ORNAMENT, w/Medallion, Hood Top (15-03-18)
2		120 375	Nut
1		6023 076	Stud, Long
1		6024 084	Stud, Short
10	1	2298 660	MOULDING PACKAGE, Hood Top (15-25-2)
7		6001 031	Clip
1		271 472	Nut

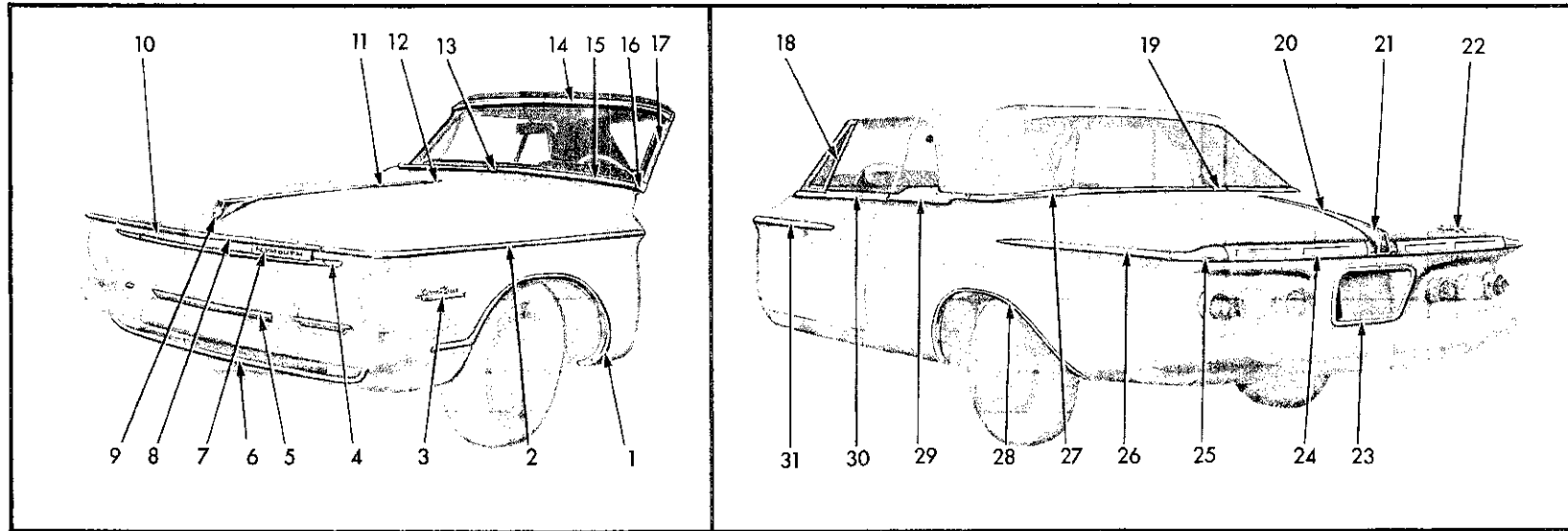
All Packages Include Attaching Parts

REF. NO.	QTY	PART NUMBER	DESCRIPTION
11	1	2099 410	NAME PLATE, Hood Front (15-06-3)
3		6006 264	Nut
12	1	2298 663	CAP PACKAGE, Hood Top Moulding Rear (15-25-2)
1		6006 264	Nut
13	1	2298 571-2	MOULDING PACKAGE, Windshield Outside Finish Lower (23-23-65)
10		6000 966	Retainer
14	1	2254 524	COVER, Windshield Outside Finish Lower Moulding Joint (23-23-66)
15	1	2298 552	MOULDING PACKAGE, Windshield Outside Finish Upper (23-23-65)
8		6000 966	Retainer
16	1	2166 970-1	MOULDING, Windshield Outside Finish Lower End (23-23-65)
17	1	2166 966-7	MOULDING, Windshield Outside Finish Side (23-23-65)
18	2	2275 942	MOULDING PACKAGE, Front Door Lower (23-23-32)
10		6000 972	Clip
19	4	2254 031	MOULDING, Door Vent Wing Division Channel (23-23-36)
20	1	2299 406-7	MOULDING PACKAGE, Door Belt (23-23-32)
6		188 973	Screw
21	1	2216 042-3	MOULDING, Roof Panel Outside Finish Side (23-23-42)
22	1	2298 642-3	MOULDING PACKAGE, Quarter Panel Belt (23-23-39)
2		-----	Nut and Seal
23	1	2216 046-7	MOULDING, Roof Panel Outside Finish Side Rear (23-23-42)
24	1	2298 554-5	MOULDING PACKAGE, Rear Window Outside Finish Side (23-23-52)
6		6000 966	Retainer
25	1	2254 066-7	COVER, Rear Window Outside Finish Side to Lower Moulding Joint (23-23-41)
26	1	2298 556	MOULDING PACKAGE, Rear Window Outside Finish Upper (23-23-52)
5		6000 966	Retainer

REF. NO.	QTY	PART NUMBER	DESCRIPTION
27	1	2421 206	MOULDING PACKAGE, Rear Window Outside Finish Lower (23-23-52)
10		6000 966	Retainer
28	1	2275 938	MOULDING PACKAGE, Deck Lid Upper (23-23-30)
2		6000 987	Retainer 2 ---- Nut
29	1	2252 390	ORNAMENT and INSERT, Deck Lid (23-19-114)
1		2422 823	ORNAMENT and INSERT, Deck Lid (w/o Hole) (23-19-114)
1		6000 987	Retainer 1 ---- Nut
1		6006 024	Nut
30	1	2252 359	NAME PLATE, Deck Lid (23-19-114)
4		152 259	Nut
31	1	2254 103	MOULDING and COVER, Deck Lower Panel License Depression (23-23-23)
4		6001 020	Clip
2		6001 011	Clip
4		-----	Nut
32	1	2421 202-3	MOULDING PACKAGE, Deck Lid Lower (23-23-30)
8		-----	Nut
33	1	2421 204-5	MOULDING PACKAGE, Quarter Panel Lower Rear (23-23-39)
2		-----	Screw
4		6006 263	Nut
34	1	2421 200-1	MOULDING PACKAGE, Quarter Panel Lower Front (23-23-39)
10		6001 017	Clip
35	1	2216 072-3	MOULDING, Quarter Panel Wheel Opening (23-23-39)
14		9417 316	Screw
36	1	2421 684-5	MOULDING PACKAGE, Quarter Panel Belt Rear (23-23-39)
6		2254 396	Spacer
12		-----	Seal
12		6006 264	Nut
2		6023 574	Screw

Part Type Code is Indicated in Parentheses **19x9400A**

MOULDINGS - PLYMOUTH FURY SP2(P) SPECIAL CLUB COUPE



REF. NO.	QTY	PART NUMBER	DESCRIPTION
1	1	2298 673-4	MOULDING PACKAGE, Fender Wheel Opening (12-15-2)
	14	9413 197	Screw
	6	6001 231	Clip
	6	6006 438	Nut
2	1	2421 222-3	MOULDING PACKAGE, Fender Side and Front (12-15-2)
	14	6001 033	Clip
	4	6001 043	Clip
	2	6001 020	Clip
	4	9415 250	Nut
	2	151 497	Nut
3	2	2276 715	NAME PLATE, Fender Side - Sport Fury Golden Commando (12-15-21)
4	1	2298 661-2	MOULDING PACKAGE, Fender Hood Extension (12-15-2)
	4	125 978	Screw
5	1	2298 658-9	MOULDING PACKAGE, Radiator Stone Deflector (7-35-20)
	8	6001 257	Clip
6	1	2421 220	MOULDING PACKAGE, Radiator Dust Shield (7-31-11)
	9	6001 033	Clip
7	1	2099 410	NAME PLATE, Hood Front (15-06-3)
	3	6006 264	Nut
8	1	2421 221	MOULDING PACKAGE, Hood Front, Upper (15-25-2)
	6	6001 043	Clip
	6	274 750	Nut
9	1	2276 642	ORNAMENT, w/Medallion, Hood Top (15-03-18)
	2	120 375	Nut
	1	6023 076	Stud, Long
	1	6024 084	Stud, Short

All Packages Include Attaching Parts

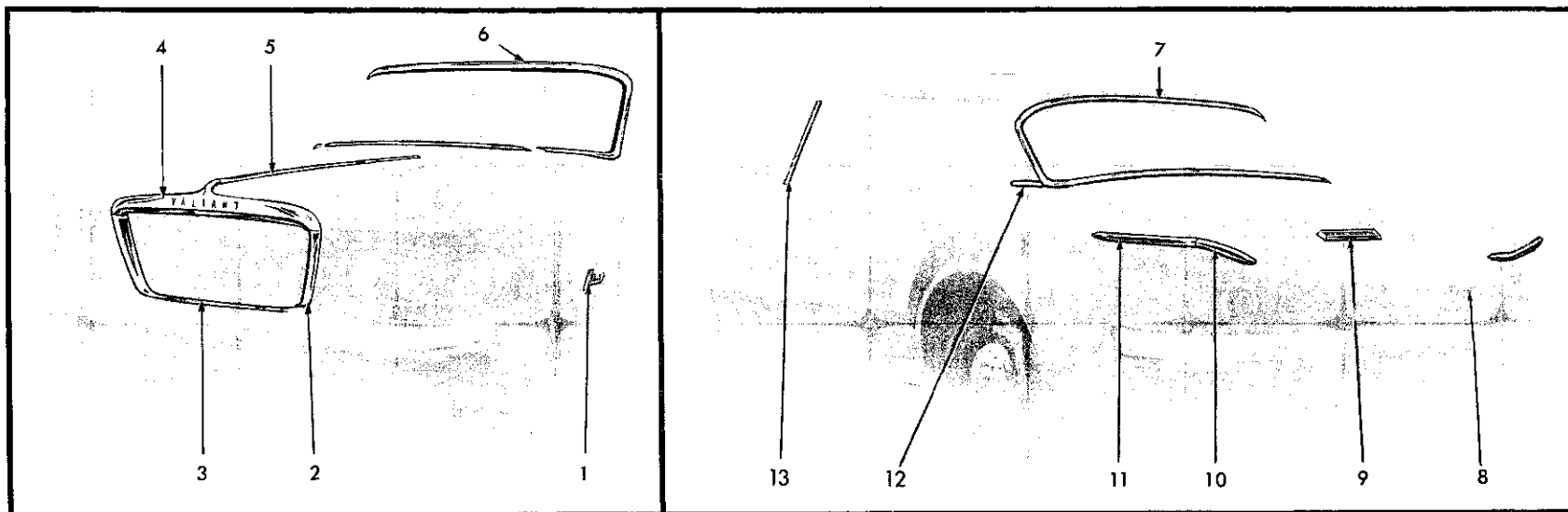
REF. NO.	QTY	PART NUMBER	DESCRIPTION
10	1	2298 664	MOULDING PACKAGE, Hood Front, Lower (15-25-2)
	6	6000 617	Clip
	6	271 472	Nut
11	1	2298 660	MOULDING PACKAGE, Hood Top (15-25-2)
	7	6001 031	Clip
	1	271 472	Nut
12	1	2298 663	CAP PACKAGE, Hood Top Moulding Rear (15-25-2)
	1	6006 264	Nut
13	1	2254 524	COVER, Windshield Outside Finish Lower Moulding Joint (23-23-66)
14	1	2252 056-7	MOULDING and EXTENSION, Windshield Header Outside Finish (23-23-65)
15	1	2298 571-2	MOULDING PACKAGE, Windshield Outside Finish Lower (23-23-65)
	10	6000 966	Retainer
16	1	2166 970-1	MOULDING, Windshield Outside Finish Lower End (23-23-65)
17	1	2166 966-7	MOULDING, Windshield Outside Finish Side (23-23-65)
18	4	2254 031	MOULDING, Door Vent Wing Division Channel (23-23-36)
19	1	2251 635	CAP, Quarter Panel Belt Moulding Center (23-23-41)
	1	2189 748	Retainer
	1	2094 394	Stud
20	1	2275 938	MOULDING PACKAGE, Deck Lid Upper (23-23-30)
	2	6000 987	Retainer
	2	-----	Nut
21	1	2252 390	ORNAMENT and INSERT, Deck Lid (23-19-114)
	1	2422 823	ORNAMENT and INSERT, Deck Lid (w/o Hole) (23-19-114)
	1	6000 987	Retainer
	1	6006 024	Nut

REF. NO.	QTY	PART NUMBER	DESCRIPTION
22	1	2252 359	NAME PLATE, Deck Lid (23-19-114)
	4	152 259	Nut
23	1	2254 103	MOULDING and COVER, Deck Lower Panel License Depression (23-23-23)
	4	6001 020	Clip
	4	-----	Nut
	2	6001 011	Clip
24	1	2421 202-3	MOULDING PACKAGE, Deck Lid Lower (23-23-30)
	8	-----	Nut
25	1	2421 204-5	MOULDING PACKAGE, Quarter Panel Lower Rear (23-23-39)
	2	-----	Screw
	4	6006 263	Nut
26	1	2421 200-1	MOULDING PACKAGE, Quarter Panel Lower Front (23-23-39)
	10	6001 017	Clip
27	1	2251 638-9	MOULDING, Quarter Panel Belt Rear (23-23-39)
	16	6000 433	Fastener
28	1	2216 072-3	MOULDING, Quarter Panel Wheel Opening (23-23-39)
	14	9417 316	Screw
29	1	2299 408-9	MOULDING PACKAGE, Quarter Panel Belt Front (23-23-39)
	6	188 973	Screw
30	1	2299 406-7	MOULDING PACKAGE, Door Belt (23-23-32)
	6	188 973	Screw
31	2	2275 942	MOULDING PACKAGE, Door Lower (23-23-32)
	10	6000 972	Clip

Part Type Code is Indicated in Parentheses

19x9401A

MOULDINGS - PLYMOUTH FURY SP2(P) CONVERTIBLE COUPE



REF. NO.	QTY	PART NUMBER	DESCRIPTION
1	2	2196 619	NAME PLATE PACKAGE, Fender Side (12-15-21)
	6	9415 250	Nut
2	1	2242 328-9	FRAME, Radiator Grille (7-16-36)
	6	120 375	Nut
	2	161 439	Screw
3	1	2242 170	CAP, Radiator Grille Frame (7-16-44)
4	1	2275 301	MOULDING PACKAGE, Hood Front (15-25-2)
5	1	2298 653	MOULDING PACKAGE, Hood Center (15-25-2)
6	1	2082 278	LOCKINGSTRIP, Windshield Glass Weatherstrip (23-66-239)

REF. NO.	QTY	PART NUMBER	DESCRIPTION
7	1	2082 278	LOCKINGSTRIP, Rear Window Glass Weatherstrip (23-63-114)
8	1	2255 220	NAME PLATE, Deck Lid (23-19-114)
	2	152 259	Nut
9	1	2243 275	NAME PLATE, Deck Lid (23-19-114)
	3	----	Washer
	3	9414 977	Nut
10	1	2275 320-1	MOULDING PACKAGE, Quarter Panel Rear (23-23-39)
	4	6000 808	Clip
	4	152 259	Nut

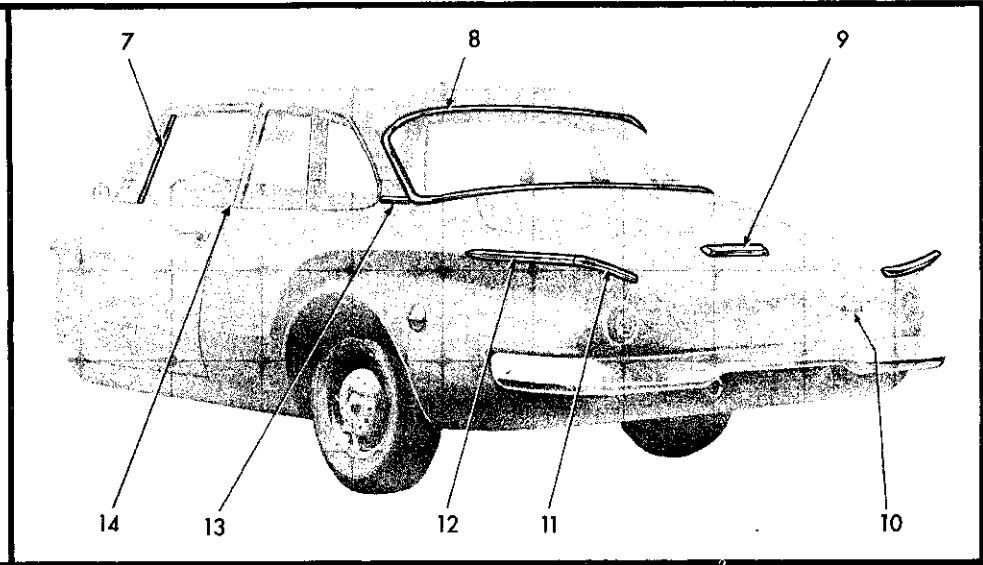
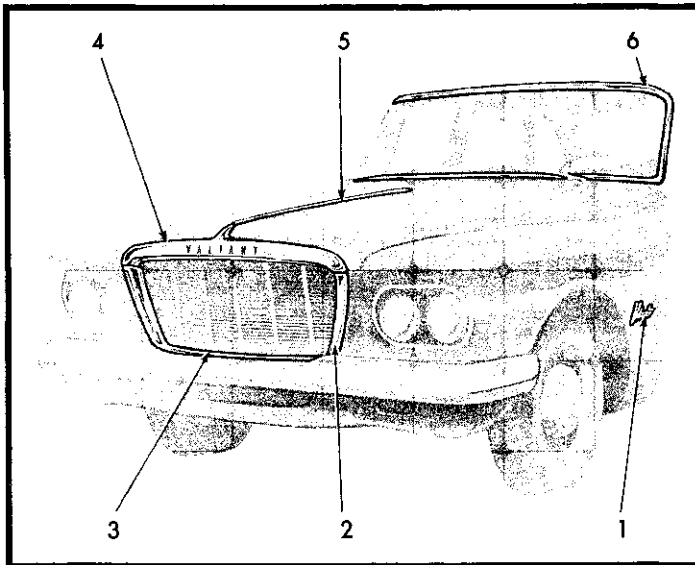
REF. NO.	QTY	PART NUMBER	DESCRIPTION
11	1	2275 316-7	MOULDING PACKAGE, Quarter Panel Front (23-23-39)
	6	6000 941	Clip
	4	6000 940	Clip
	2	6017 006	Clip
	2	151 497	Nut
12	2	2298 708	MOULDING PACKAGE, Quarter Panel Belt (23-23-39)
	4	6000 817	Clip
13	2	2189 708-9	MOULDING, Front Door Vent Wing Division Channel (23-23-36)

All Packages include Attaching Parts

Part Type Code is Indicated in Parentheses

19x9194B

MOULDINGS - VALIANT V100 SV1(L) 4 DOOR SEDAN



REF. NO.	QTY	PART NUMBER	DESCRIPTION
1	2	2196 619	NAME PLATE, Fender Side (12-15-21)
	6	9415 250	Nut
2	1	2242 328-9	FRAME, Radiator Grille (7-16-36)
	2	161 439	Screw
	6	120 375	Nut
3	1	2242 170	CAP, Radiator Grille Frame (7-16-44)
4	1	2275 301	MOULDING PACKAGE, Hood Front (15-25-2)
	2	1839 995	Nut
	2	107 261	Screw

REF. NO.	QTY	PART NUMBER	DESCRIPTION
5	1	2298 653	MOULDING PACKAGE, Hood Panel Center (15-25-2)
	6	6001 250	Clip
6	1	2082 278	LOCKING STRIP, Windshield Glass Weatherstrip (23-66-239)
7	2	2189 708-9	MOULDING, Door Vent Wing Division Channel (23-23-36)
8	1	2082 278	LOCKING STRIP, Rear Window Glass Weatherstrip (23-63-114)
9	1	2243 275	NAME PLATE, Deck Lid (23-19-114)
	3	----	Washer
	3	9414 977	Nut

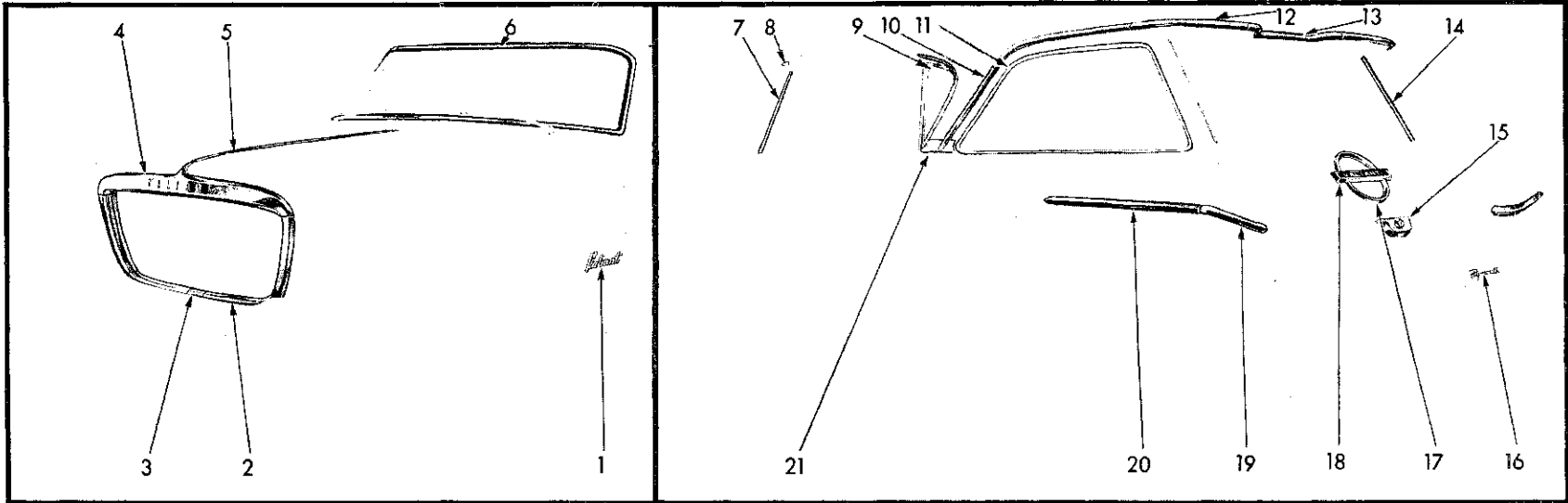
REF. NO.	QTY	PART NUMBER	DESCRIPTION
10	1	2255 220	NAME PLATE, Deck Lid (23-19-114)
	2	152 259	Nut
11	1	2275 320-1	MOULDING PACKAGE, Quarter Panel Rear (23-23-39)
	4	6000 808	Clip
	4	152 259	Nut
12	1	2275 316-7	MOULDING PACKAGE, Quarter Panel Front (23-23-39)
	6	6000 941	Clip
	4	6000 940	Clip
	2	6017 008	Clip
	2	151 497	Nut
13	2	2298 708	MOULDING PACKAGE, Quarter Panel Belt (23-23-39)
	4	6000 817	Clip
14	1	2243 824-5	PANEL, Lock Pillor Upper Finish (23-23-16)
	6	274 114	Screw

All Packages Include Attaching Parts

Part Type Code is Indicated in Parentheses

19x9276C

MOULDINGS - VALIANT V100 SV1(L) CLUB SEDAN



REF. NO.	QTY	PART NUMBER	DESCRIPTION
1	2	2196 619	NAME PLATE, Fender Side (12-15-21)
	6	9415 250	Nut
2	1	2242 328-9	FRAME, Radiator Grille (7-16-36)
	4	120 375	Nut
	2	161 439	Screw
3	1	2242 170	CAP, Radiator Grille Frame (7-16-44)
4	1	2275 301	MOULDING PACKAGE, Hood Front (15-25-2)
	2	107 261	Screw
	2	1839 995	J-Nut
5	1	2298 653	MOULDING PACKAGE, Hood Center (15-25-2)
	6	6001 250	Clip
6	1	2082 278	LOCKINGSTRIP, Windshield Glass Weatherstrip (23-66-239)
7	2	2189 708-9	MOULDINGS, Front Door Vent Wing Division Channel (23-23-36)
8	2	2082 798	CAP, Roof Side Drain Trough Joint (23-59-57)
9	1	2243 268-9	LOCKINGSTRIP, Quarter Window Glass Weatherstrip Mylar (23-63-110)

All Packages Include Attaching Parts

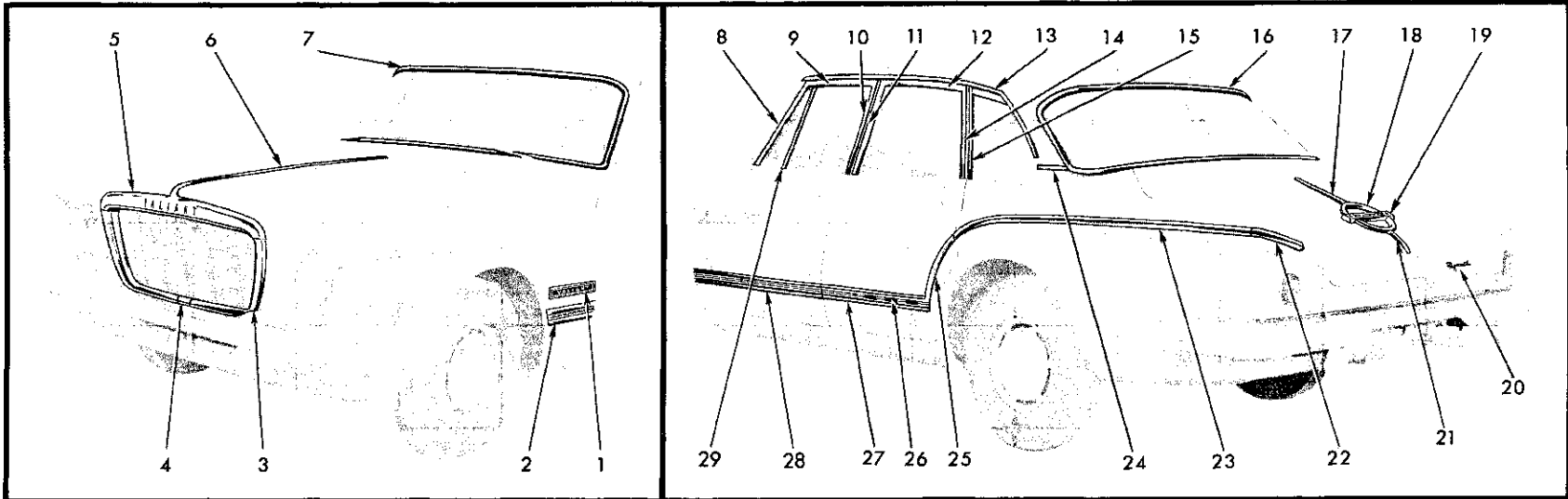
REF. NO.	QTY	PART NUMBER	DESCRIPTION
10	1	2196 628-9	MOULDING PACKAGE, Roof Panel Outside Finish Side Front (23-23-42)
	2	6017 013	Retainer
	2	151 497	Nut & Washer
	8	6017 010	Clip
	2	161 798	Screw
11	2	2243 513	LOCKINGSTRIP, Quarter Window Glass Weatherstrip Mylar (23-63-110)
12	1	2196 626-7	MOULDING PACKAGE, Roof Panel Outside Finish Side Rear (23-23-42)
	2	161 798	Screw
	4	6017 010	Clip
13	1	2196 624	MOULDING PACKAGE, Roof Panel Outside Finish Rear (23-23-42)
	4	161 798	Screw
	4	6017 010	Clip
14	1	2196 608-9	MOULDING PACKAGE, Rear Upper Pillar Outside Finish (23-23-60)
	*	6006 451	Clip

REF. NO.	QTY	PART NUMBER	DESCRIPTION
15	1	2196 621	ORNAMENT PACKAGE, Tailgate Outside Panel Electric Window Lift (23-54-11)
	3	271 166	Nut and Washer
16	1	2255 220	NAME PLATE, Tailgate (23-54-11)
	3	9415 250	Nut
17	1	2242 202	ORNAMENT, Tailgate (23-54-11)
	2	6006 263	Nut
18	1	2243 275	NAME PLATE, Tailgate (23-54-11)
	3	----	Washer
	3	9414 977	Nut
19	1	2275 320-1	MOULDING PACKAGE, Quarter Panel Rear (23-23-39)
	4	6000 808	Clip
	4	152 259	Nut
20	1	2275 316-7	MOULDING PACKAGE, Quarter Panel Front (23-23-39)
	6	6000 941	Clip
	4	6000 940	Clip
	2	6017 008	Clip
	2	151 497	Nut
21	2	2275 197-8	MOULDING PACKAGE, Roof Panel Outside Finish Side Extension (23-23-42)
	4	2259 189	Seal
	4	152 260	Nut

Part Type Code is Indicated in Parentheses

19x9292B

MOULDINGS - VALIANT V100 SV1(L) SUBURBAN



REF. NO.	QTY	PART NUMBER	DESCRIPTION
1	2	2242 119 2196 619	NAMEPLATE, Fender Side, SV1-H (12-15-2) SV1-L
2	1	2298 654-5	MOULDING PACKAGE, Fender Side (12-15-2)
	2	6001 050	Retainer
	2	6001 211	Clip
	2	151 497	Nut
3	1	2242 328-9	FRAME, Grille (7-16-36)
4	1	2242 170	CAP, Grille Frame (7-16-44)
5	1	2275 301	MOULDING PACKAGE, Hood Front (15-25-2)
6	1	2298 653	MOULDING PACKAGE, Hood Center (15-25-2)
7	1	2082 278	LOCKINGSTRIP, Windshield Glass Weatherstrip (23-66-239)
8	1	2081 876-7	MOULDING, Front Door Front (23-23-32)
9	1	2081 878-9	MOULDING, Front Door Upper (23-23-32)
10	1	2031 880-1	MOULDING, Front Door Rear (23-23-32)
11	1	2031 882-3	MOULDING, Rear Door Front (23-23-33)
12	1	2081 884-5	MOULDING, Rear Door Upper (23-23-33)
13	1	2091 902-3	MOULDING, Roof Side Drain Trough (23-59-61)
14	1	2081 886-7	MOULDING, Rear Door Rear (23-23-33)
15	1	2243 272-3	LOCKINGSTRIP, Quarter Window Glass Weatherstrip (23-63-110)

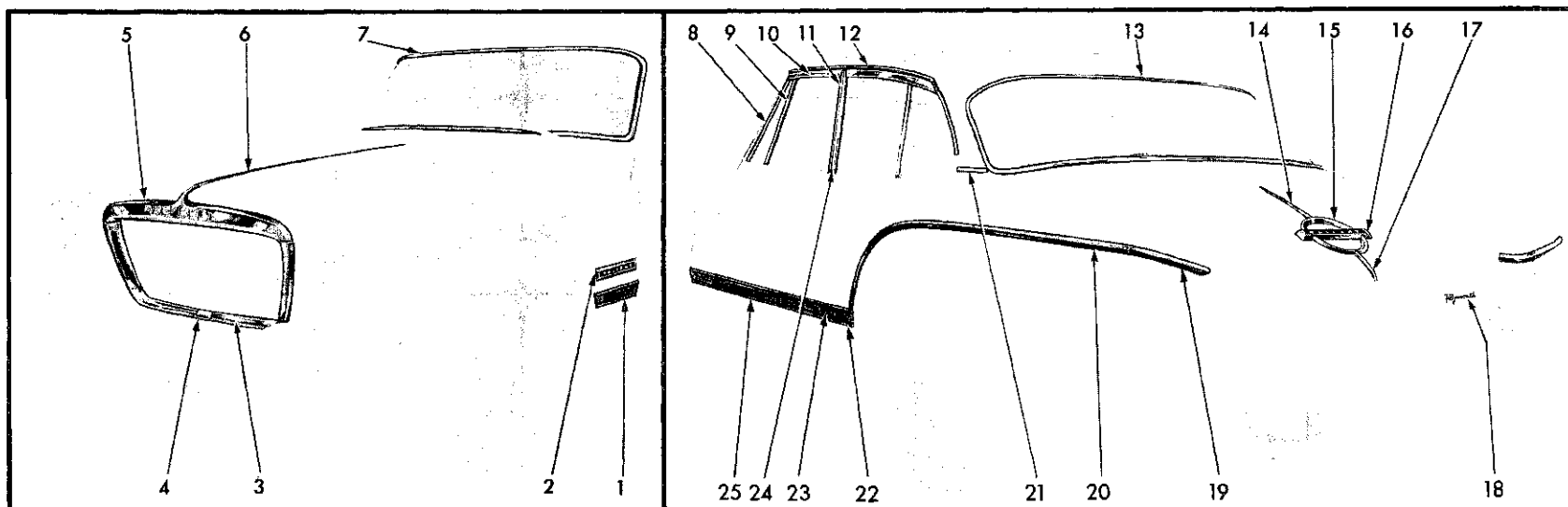
All Packages Include Attaching Parts

REF. NO.	QTY	PART NUMBER	DESCRIPTION
16	1	2082 278	LOCKINGSTRIP, Rear Window Glass Weatherstrip (23-63-114)
17	1	2242 200	ORNAMENT, Deck Lid Upper (23-19-114)
	2	152 260	Nut
18	1	2242 120	ORNAMENT, Deck Lid Center (23-19-114)
	2	152 260	Nut
19	1	2243 276	NAME PLATE, Deck Lid (23-19-114)
	2	-----	Washer
	2	9414 977	Nut
20	1	2255 220	NAME PLATE, Deck Lid (23-19-114)
	2	152 259	Nut
21	1	2242 201	ORNAMENT, Deck Lid Lower (23-19-114)
	1	152 260	Nut
22	1	2275 320-1	MOULDING PACKAGE, Quarter Panel Rear (23-23-39)
	4	6000 808	Clip
	4	152 259	Nut
23	1	2275 318-9	MOULDING PACKAGE, Quarter Panel Front (23-23-39)
	10	6000 891	Clip and Seal
	4	6000 940	Clip and Seal
	2	6017 008	Clip
	2	151 497	Nut

REF. NO.	QTY	PART NUMBER	DESCRIPTION
24	2	2298 708	MOULDING PACKAGE, Quarter Panel Belt (23-23-39)
	4	6000 817	Clip
25	1	2275 328-9	MOULDING PACKAGE, Rear Door Rear (23-23-33)
	2	6017 004	Clip
	2	6017 005	Clip
	2	9415 921	Screw
26	2	2242 121	INSERT, Rear Door Outside Panel Front Moulding (Tape) (23-23-80)
27	1	2298 644-5	MOULDING PACKAGE, Rear Door Front (23-23-33)
	8	6001 050	Retainer
	2	6001 211	Clip
	2	151 497	Nut
28	1	2298 650-1	MOULDING PACKAGE, Front Door (23-23-32)
	12	6001 050	Retainer
	2	6001 211	Clip
	2	151 497	Nut
29	2	2189 708-9	MOULDING, Front Door Division Channel (23-23-36)

Part Type Code is Indicated in Parentheses 19x9172C

MOULDINGS - VALIANT V200 SV1(H) 4 DOOR SEDAN



REF. NO.	QTY	PART NUMBER	DESCRIPTION
1	1	2298 654-5	MOULDING PACKAGE, Fender Side (12-15-2)
	2	6001 050	Retainer
	2	6001 211	Clip
	2	151 497	Nut
2	2	2242 119	NAME PLATE, Fender Side (12-15-21)
	2	6000 960	Clip
	4	274 751	Nut
3	1	2242 328-9	FRAME, Radiator Grille (7-16-36)
	4	120 375	Nut
	2	161 439	Screw
4	1	2242 170	CAP, Radiator Grille Frame (7-16-44)
5	1	2275 301	MOULDING PACKAGE, Hood Front (15-25-2)
	2	1839 995	J-Nut
	2	107 261	Screw
6	1	2298 653	MOULDING PACKAGE, Hood Center (15-25-2)
	6	6001 250	Clip
7	1	2082 278	LOCKINGSTRIP, Windshield Glass Weather-strip (23-66-239)

REF. NO.	QTY	PART NUMBER	DESCRIPTION
8	1	2081 876-7	MOULDING, Door Window Frame, Front (23-23-32)
9	2	2189 708-9	MOULDING, Door Vent Wing Division Channel (23-23-36)
10	1	2216 550-1	MOULDING, Door Window Frame, Upper (23-23-32)
11	1	2081 882-3	MOULDING, Door Window Frame, Rear (23-23-32)
12	1	2081 902-3	MOULDING, Roof Side Drain Trough (23-59-61)
13	1	2082 278	LOCKINGSTRIP, Rear Window Glass Weather-strip (23-63-114)
14	1	2242 200	ORNAMENT, Deck Lid Upper (23-19-114)
	2	152 260	Nut
15	1	2242 120	ORNAMENT, Deck Lid Center (23-19-114)
	2	152 260	Nut
16	1	2243 276	NAME PLATE, Deck Lid (23-19-114)
	3	6006 263	Nut
17	1	2242 201	ORNAMENT, Deck Lid Lower (23-19-114)
	1	152 260	Nut
18	1	2255 220	NAME PLATE, Deck Lid (23-19-114)
	2	152 259	Nut

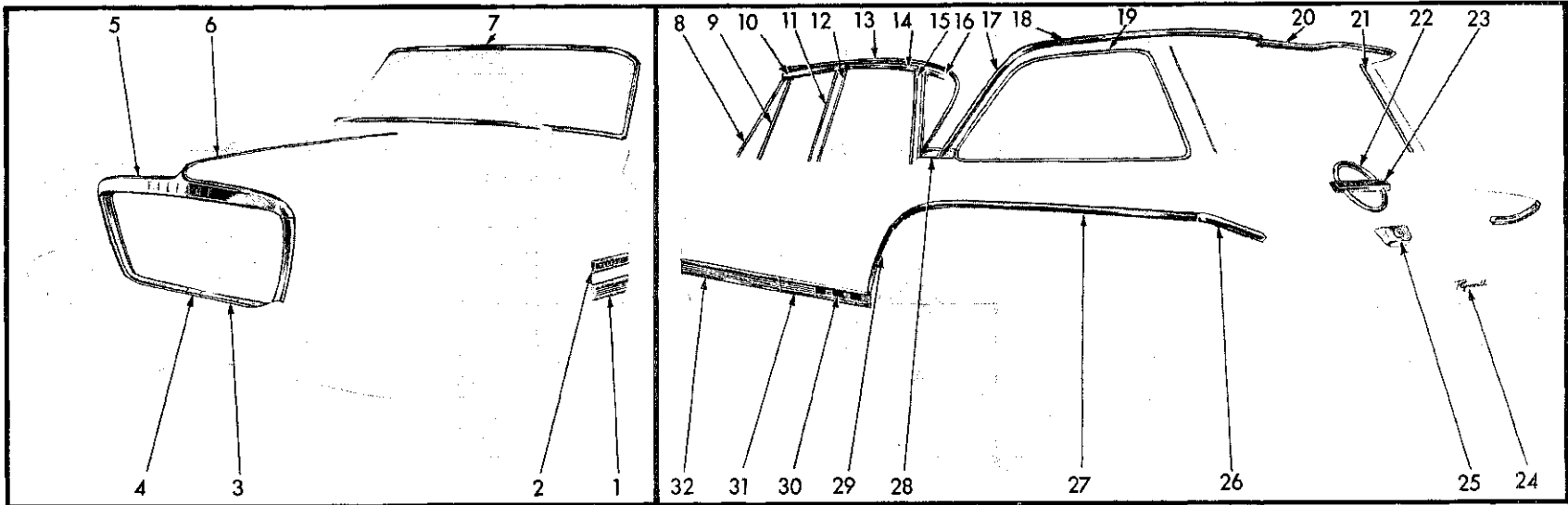
REF. NO.	QTY	PART NUMBER	DESCRIPTION
19	1	2275 320-1	MOULDING PACKAGE, Quarter Panel Rear (23-23-39)
	4	6000 808	Clip
	4	152 259	Nut
20	1	2275 330-1	MOULDING PACKAGE, Quarter Panel Center (23-23-39)
	12	6000 891	Clip
	4	6000 940	Clip
	2	6017 008	Clip
	2	441 239	Nut
21	2	2298 708	MOULDING PACKAGE, Quarter Panel Belt (23-23-39)
	4	6000 817	Clip
22	1	2298 656-7	MOULDING PACKAGE, Quarter Panel Front (23-23-39)
	8	6001 050	Retainer
23	2	2242 121	INSERT, Quarter Panel Front Moulding (23-23-85)
24	1	2243 824-5	PANEL, Lock Pillar Upper Finish (23-23-16)
	6	274 114	Screw
25	1	2298 646-7	MOULDING PACKAGE, Door Lower (23-23-32)
	14	6001 050	Clip
	2	6001 211	Clip
	2	151 497	Nut

All Packages Include Attaching Parts

Part Type Code is Indicated in Parentheses

19x9326B

MOULDINGS - VALIANT V200 SV1(H) CLUB SEDAN



REF. NO.	QTY	PART NUMBER	DESCRIPTION
1	1	2298 654-5	MOULDING PACKAGE, Fender Side Lower (12-15-2)
	2	6001 050	Retainer
	2	6001 211	Clip
	2	151 497	Nut
2	2	2242 119	NAME PLATE, Fender Side (12-15-21)
	4	-----	Nut
	2	6000 960	Clip
3	1	2242 328-9	FRAME, Radiator Grille (7-16-36)
	4	120 375	Nut
	2	161 439	Screw
4	1	2242 170	CAP, Radiator Grille Frame (7-16-44)
5	1	2275 301	MOULDING PACKAGE, Hood Front (15-25-2)
	2	1839 995	J-Nut
	2	107 261	Screw
6	1	2298 653	MOULDING PACKAGE, Hood Center (15-25-2)
	6	6001 250	Clip
7	1	2082 278	LOCKINGSTRIP, Windshield Glass Weatherstrip Mylar (23-66-239)
8	1	2081 876-7	MOULDING, Front Door Window Frame Front (23-23-32)
9	2	2189 708-9	MOULDING, Front Door Vent Wing Division Channel (23-23-36)
10	1	2081 878-9	MOULDING, Front Door Window Frame Upper (23-23-32)
11	1	2081 880-1	MOULDING, Front Door Window Frame Rear (23-23-32)
12	1	2081 882-3	MOULDING, Rear Door Window Frame Front (23-23-33)
13	1	2081 906-7	MOULDING, Drain Trough (23-59-61)

All Packages Include Attaching Parts

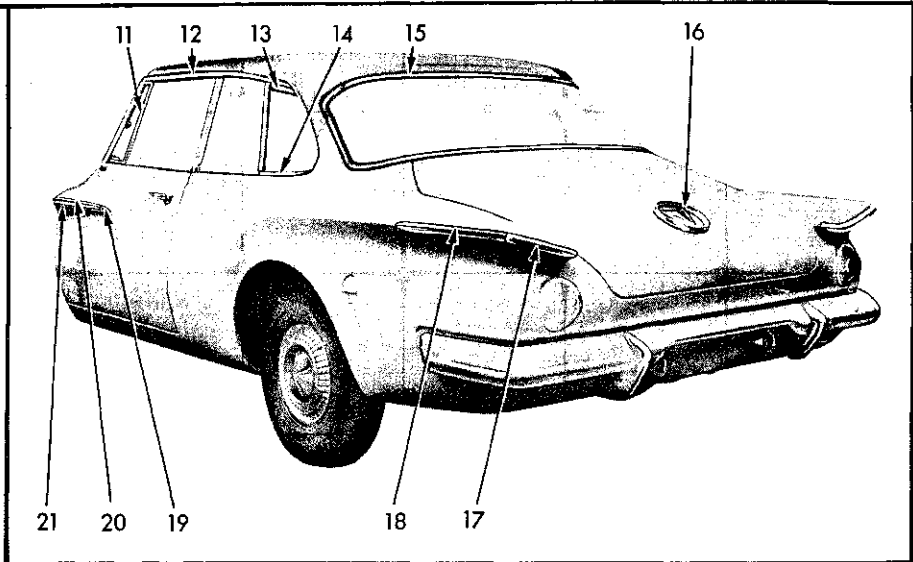
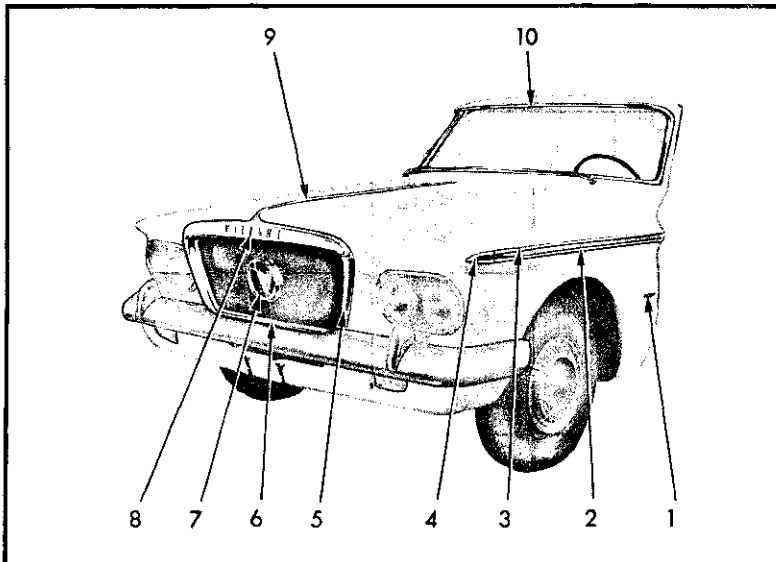
REF. NO.	QTY	PART NUMBER	DESCRIPTION
14	1	2081 884-5	MOULDING, Rear Door Window Frame Upper (23-23-33)
15	1	2081 886-7	MOULDING, Rear Door Window Frame Rear (23-23-33)
16	1	2243 268-9	LOCKINGSTRIP, Quarter Window Glass Weatherstrip Mylar (23-63-110)
17	1	2196 628-9	MOULDING PACKAGE, Roof Panel Outside Finish Side Front (23-23-42)
	2	6017 013	Retainer
	2	151 497	Nut & Washer
	8	6017 010	Clip
	2	161 798	Screw
18	1	2196 626-7	MOULDING PACKAGE, Roof Panel Outside Finish Side Rear (23-23-42)
	2	161 798	Screw
	4	6017 010	Clip
19	2	2243 513	LOCKINGSTRIP, Quarter Window Glass Weatherstrip Mylar (23-63-110)
20	1	2196 624	MOULDING PACKAGE, Roof Panel Outside Finish Rear (23-23-42)
	4	161 798	Screw
	4	6017 010	Clip
21	1	2196 608-9	MOULDING PACKAGE, Rear Upper Pillar Outside Finish (23-23-60)
	4	6006 451	Clip
22	1	2242 202	ORNAMENT, Tailgate (23-54-11)
	3	-----	Washer
	3	9414 977	Nut
23	1	2243 276	NAME PLATE, Tailgate (23-54-11)
	3	6006 263	Nut
24	1	2255 220	NAME PLATE, Tailgate Plymouth (23-54-11)
	3	9415 250	Nut

REF. NO.	QTY	PART NUMBER	DESCRIPTION
25	1	2196 621	ORNAMENT PACKAGE, Tailgate Electric Window Lift (23-54-11)
	3	271 166	Nut and Washer
26	1	2275 320-1	MOULDING PACKAGE, Quarter Panel Rear (23-23-39)
	4	6000 808	Clip
	4	152 259	Nut
27	1	2275 318-9	MOULDING PACKAGE, Quarter Panel Front (23-23-39)
	10	6000 891	Clip
	4	6000 940	Clip
	2	6017 008	Clip
	2	151 497	Nut
28	1	2275 197-8	MOULDING PACKAGE, Roof Panel Outside Finish Side Extension (23-23-42)
	4	2259 189	Seal
	4	152 260	Nut
29	1	2275 328-9	MOULDING PACKAGE, Rear Door Rear (23-23-33)
	2	6017 004	Clip
	2	6017 005	Clip
	2	9415 921	Screw
30	2	2242 121	INSERT, Rear Door Outside Panel Front Moulding (Tape) (23-23-80)
31	1	2298 644-5	MOULDING PACKAGE, Rear Door Front (23-23-33)
	8	6001 050	Retainer 2 151 497 Nut
	2	6001 211	Clip
32	1	2298 650-1	MOULDING PACKAGE, Front Door Lower (23-23-32)
	12	6001 050	Retainer
	2	6001 211	Clip
	2	151 497	Nut

Part Type Code is Indicated in Parentheses

19x9291C

MOULDINGS - VALIANT V200 SV1(H) SUBURBAN



REF. NO.	QTY	PART NUMBER	DESCRIPTION
1	2	2276 730	NAME PLATE, Fender Side (12-15-21)
	4	6000 808	Clip
2	1	2299 366-7	MOULDING PACKAGE, Fender Side Lower (12-15-2)
	2	6006 520	Retainer
	2	6000 637	Nut
	14	6001 019	Clip
3	1	2299 364-5	MOULDING PACKAGE, Fender Side Upper (12-15-2)
	4	6001 030	Retainer
	4	152 259	Nut
	14	6001 019	Clip
4	1	2299 368-9	MOULDING PACKAGE, Fender Side Upper to Lower (12-15-2)
	2	----	Seal
	2	9415 250	Nut
5	1	2242 328-9	FRAME, Radiator Grille (7-16-36)
	4	120 375	Nut
	2	161 439	Screw
6	1	2242 170	CAP, Radiator Grille Frame (7-16-44)

REF. NO.	QTY	PART NUMBER	DESCRIPTION
7	1	2276 590	ORNAMENT, Radiator Grille (7-17-1)
	3	446 059	Nut
8	1	2275 301	MOULDING PACKAGE, Hood Front (15-25-2)
	2	107 261	Screw
	2	1839 995	J-Nut
9	1	2298 653	MOULDING PACKAGE, Hood Center (15-25-2)
	6	6001 250	Clip
10	1	2082 278	LOCKINGSTRIP, Windshield Glass Weatherstrip (23-66-239)
11	4	2189 707	MOULDING, Door Vent Wing Division Channel (23-23-36)
12	1	2081 902-3	MOULDING, Roof Side Drain Trough (23-59-61)
13	1	2195 964-5	MOULDING, Quarter Window Outside Upper (23-23-73)
14	1	2195 836-7	MOULDING, Quarter Window Outside Finish Rear (23-23-73)
15	1	2082 278	LOCKINGSTRIP, Rear Window Glass Weatherstrip (23-63-114)
16	1	2244 297	MEDALLION, Deck Lid (23-19-114)
	4	6006 263	Nut

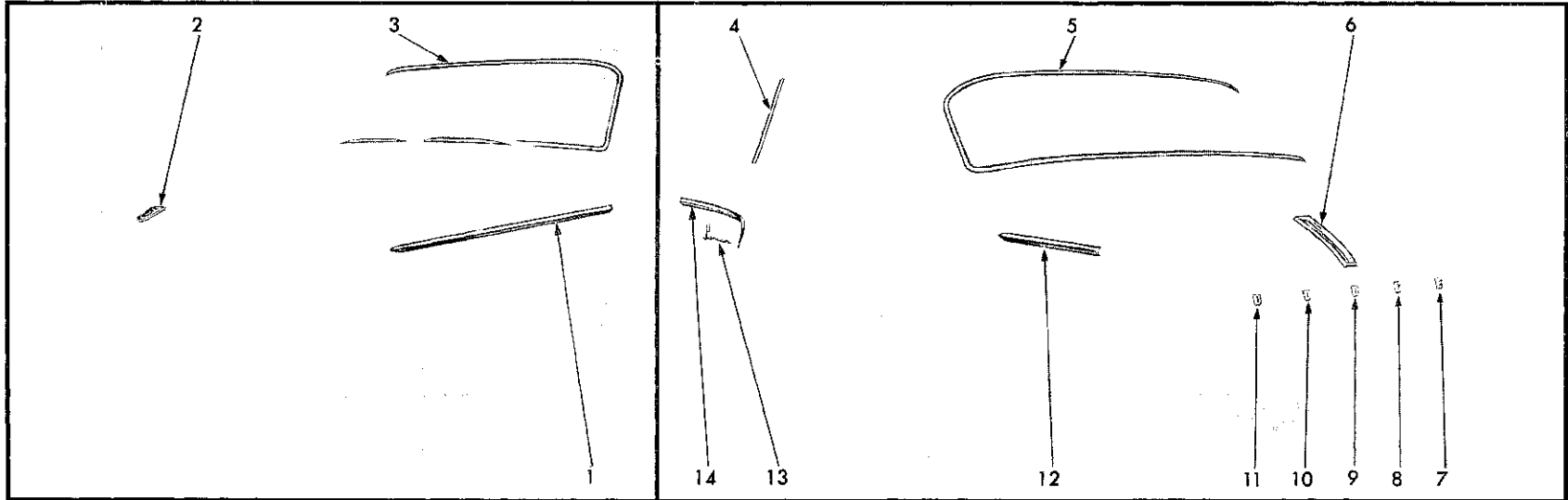
REF. NO.	QTY	PART NUMBER	DESCRIPTION
17	1	2275 320-1	MOULDING PACKAGE, Quarter Panel Rear (23-23-39)
	4	6000 808	Clip
	4	152 259	Nut
18	1	2275 316-7	MOULDING PACKAGE, Quarter Panel Front (23-23-39)
	2	6017 008	Clip
	2	151 497	Nut
	4	6000 940	Clip
	6	6000 941	Clip
19	1	2298 733-4	CAP, Door Outside Panel Upper and Lower Moulding (23-23-41)
	2	----	Seal
	2	9415 250	Nut
20	1	2298 735-6	MOULDING PACKAGE, Door Upper (23-23-32)
	6	6001 019	Clip
	2	6006 520	Retainer
	2	6000 637	Nut
21	1	2299 350-1	MOULDING PACKAGE, Door Lower (23-23-32)
	6	6001 019	Clip
	2	6006 520	Retainer
	2	6000 637	Nut

All Packages Include Attaching Parts

Part Type Code is Indicated in Parentheses

19x9309

MOULDINGS - VALIANT SV1(P) SPECIAL CLUB COUPE



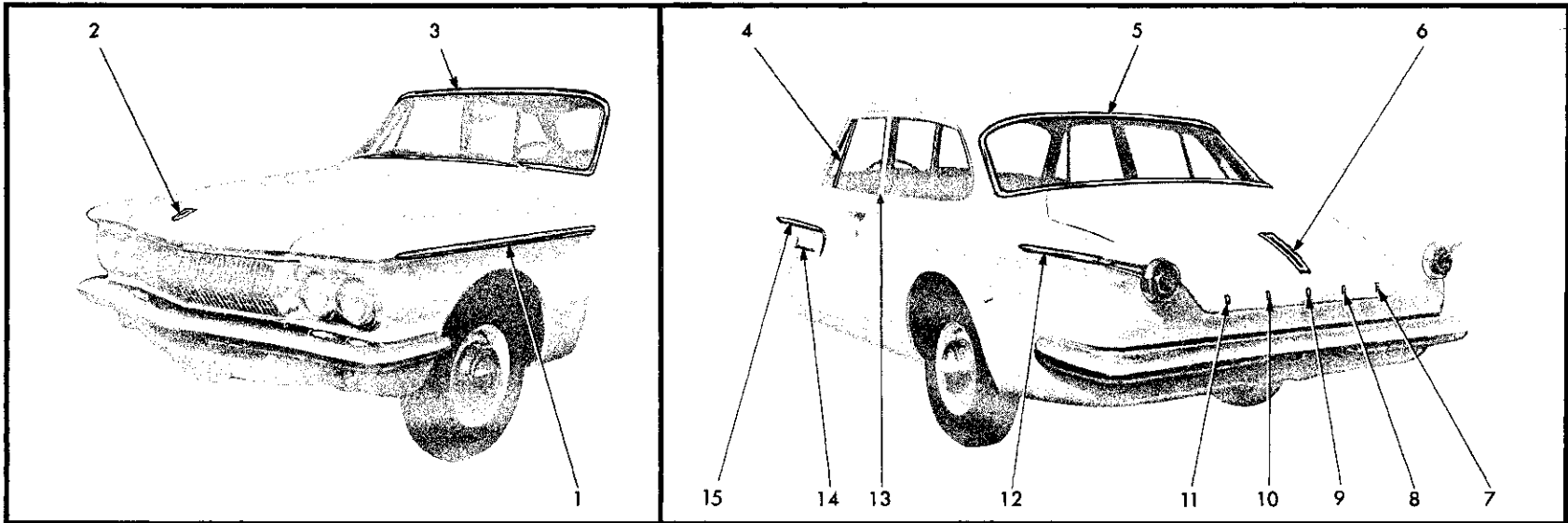
REF. NO.	QTY	PART NUMBER	DESCRIPTION
1	1	2240 858-9	MOULDING PACKAGE, Fender Side Upper (12-15-2)
	10	6000 949	Clip
	2	6000 951	Clip
	2	151 497	Nut
2	1	2099 835	MEDALLION, w/Insert, Hood (15-06-6)
	2	6000 050	Clip
3	1	2082 278	LOCKINGSTRIP, Windshield Glass Weather-strip (23-66-239)
4	2	2189 708-9	MOULDING, Door Vent Wing Division Channel (23-23-36)
5	1	2082 278	LOCKINGSTRIP, Rear Window Glass Weather-strip (23-63-114)

All Packages include Attaching Parts

REF. NO.	QTY	PART NUMBER	DESCRIPTION
6	1	2242 139	MEDALLION, Deck Lid (23-19-114)
	3	6022 850	Washer
	3	9415 250	Nut
7	1	2240 810	LETTER "E" PACKAGE, Deck Lid (23-19-114)
	2	6000 937	Clip
8	1	2240 809	LETTER "G" PACKAGE, Deck Lid (23-19-114)
	2	6000 937	Clip
9	1	2242 198	LETTER "D", Deck Lid (23-19-114)
	2	6000 937	Clip
10	1	2240 807	LETTER "O" PACKAGE, Deck Lid (23-19-114)
	2	6000 937	Clip
11	1	2240 806	LETTER "D" PACKAGE, Deck Lid (23-19-114)
	2	6000 937	Clip

REF. NO.	QTY	PART NUMBER	DESCRIPTION
12	1	2275 316-7	MOULDING PACKAGE, Quarter Panel (23-23-39)
	2	6017 008	Clip
	2	151 497	Nut
	4	6000 940	Clip
13	2	2242 966	NAME PLATE, Front Door (23-11-21)
	8	6000 937	Clip
14	1	2240 750-1	MOULDING PACKAGE, Front Door (23-23-32)
	8	6000 949	Clip
	2	6000 908	Clip

Part Type Code is Indicated in Parentheses 19x9332



REF. NO.	QTY	PART NUMBER	DESCRIPTION
1	1	2240 858-9	MOULDING PACKAGE, Fender Side Upper (12-15-2)
10		6000 949	Clip
2		6000 951	Clip
2		151 497	Nut
2	1	2099 835	MEDALLION, w/Insert, Hood (15-06-6)
2		6000 050	Clip
3	1	2082 278	LOCKINGSTRIP, Windshield Glass Weather-strip (23-66-23P)
4	2	2189 708-9	MOULDING, Door Vent Wing Division Channel (23-23-36)
5	1	2082 278	LOCKINGSTRIP, Rear Window Glass Weather-strip (23-63-114)

REF. NO.	QTY	PART NUMBER	DESCRIPTION
6	1	2242 139	MEDALLION, Deck Lid (23-19-114)
3		6022 850	Washer
3		9415 250	Nut
7	1	2240 810	LETTER "E" PACKAGE, Deck Lid (23-19-114)
2		6000 937	Clip
8	1	2240 809	LETTER "G" PACKAGE, Deck Lid (23-19-114)
2		6000 937	Clip
9	1	2242 198	LETTER "D", Deck Lid (23-19-114)
2		6000 937	Clip
10	1	2240 807	LETTER "O" PACKAGE, Deck Lid (23-19-114)
2		6000 937	Clip
11	1	2240 806	LETTER "D" PACKAGE, Deck Lid (23-19-114)
2		6000 937	Clip

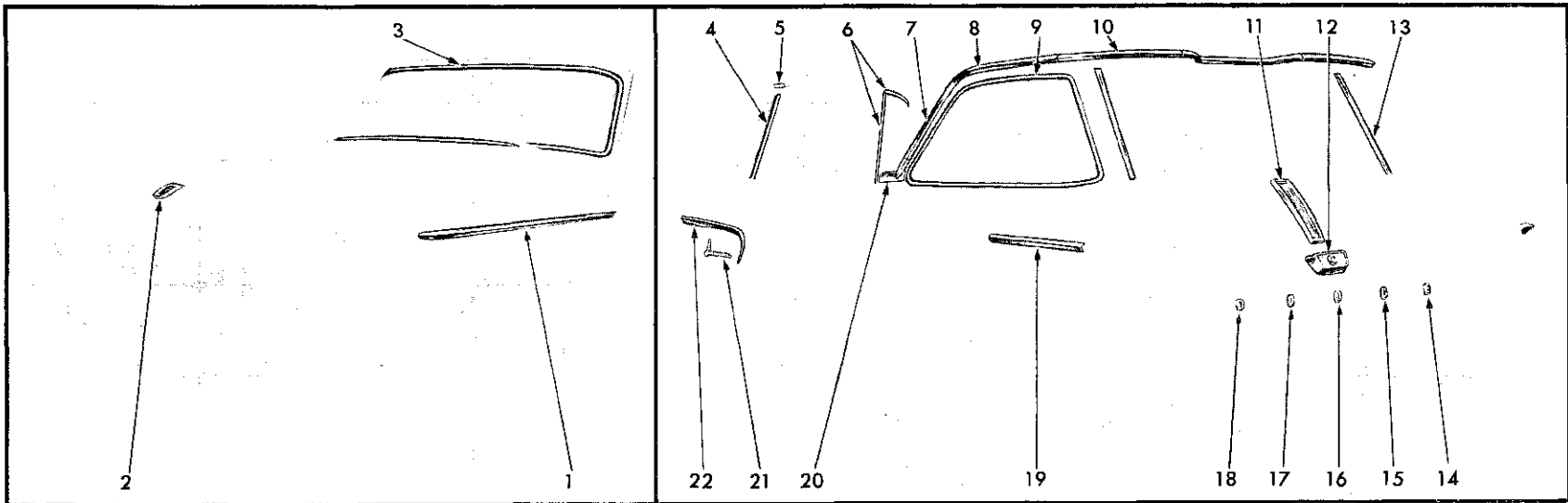
REF. NO.	QTY	PART NUMBER	DESCRIPTION
12	1	2275 316-7	MOULDING PACKAGE, Quarter Panel (23-23-39)
2		6017 008	Clip
2		151 497	Nut
4		6000 940	Clip
13	1	2243 824-5	PANEL, Lock Pillar Upper Finish (23-23-16)
6		274 114	Screw
14	2	2242 966	NAME PLATE, Door (23-11-21)
8		6000 937	Clip
15	1	2240 750-1	MOULDING PACKAGE, Door (23-23-32)
8		6000 949	Clip
2		6000 908	Clip

All Packages Include Attaching Parts

Part Type Code is Indicated in Parentheses

19x9331A

MOULDINGS - LANCER 170 SL1(L) CLUB SEDAN



REF. NO.	QTY	PART NUMBER	DESCRIPTION
1	1	2240 858-9	MOULDING PACKAGE, Fender Side Upper (12-15-2)
	10	6000 949	Clip
	2	6000 951	Clip
	2	151 497	Nut
2	1	2099 835	MEDALLION, w/insert, Hood (15-06-6)
	2	6000 050	Clip
3	1	2082 278	LOCKINGSTRIP, Windshield Glass Weatherstrip (23-66-239)
4	2	2189 708-9	MOULDING, Door Vent Wing Division Channel (23-23-36)
5	2	2082 798	CAP, Roof Side Drain Trough Joint (23-59-57)
6	1	2243 268-9	LOCKINGSTRIP, Quarter Window Glass Weatherstrip Mylar (23-63-110)
7	1	2196 628-9	MOULDING PACKAGE, Roof Panel Side Front (23-23-42)
	2	6017 013	Retainer
	2	151 497	Nut
	8	6017 010	Clip
	2	161 798	Screw
8	1	2196 626-7	MOULDING PACKAGE, Roof Panel Side Rear (23-23-42)
	2	161 798	Screw
	4	6017 010	Clip

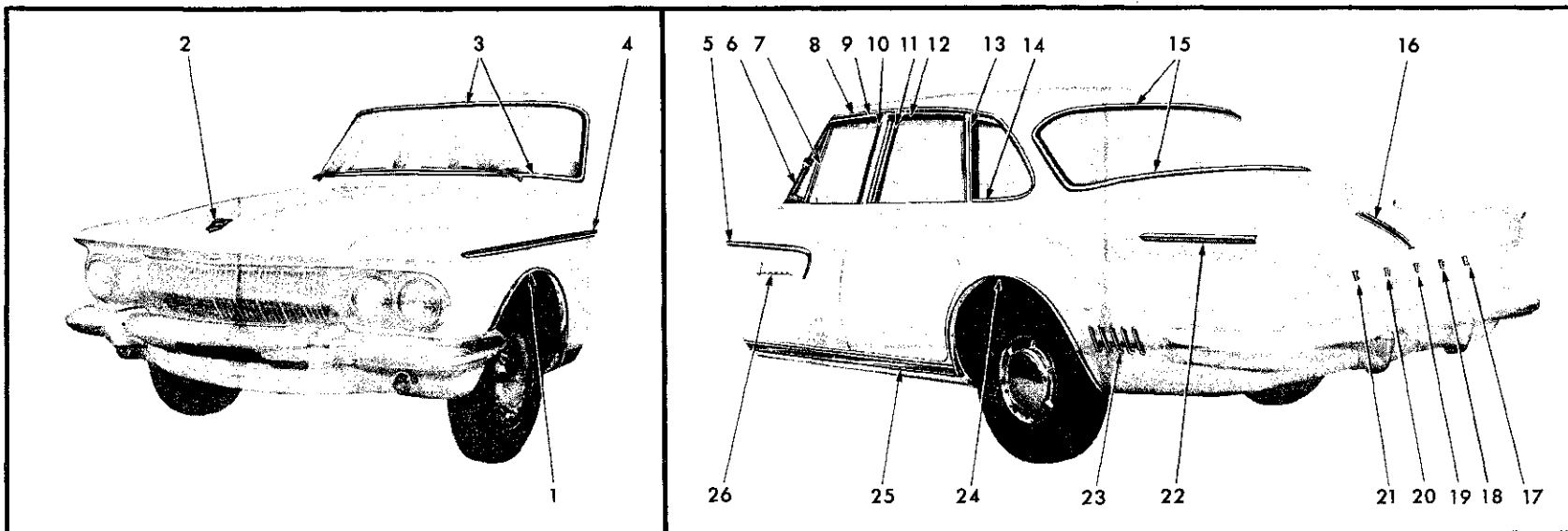
All Packages include Attaching Parts

REF. NO.	QTY	PART NUMBER	DESCRIPTION
9	2	2243 513	LOCKINGSTRIP, Quarter Window Glass Weatherstrip Mylar (23-63-110)
10	1	2196 624	MOULDING PACKAGE, Roof Panel Rear (23-23-42)
	4	161 798	Screw
	4	6017 010	Clip
11	1	2242 188	MEDALLION, Tailgate Outside Panel (23-54-11)
	1	6000 808	Clip
	2	274 750	Nut
12	1	2196 621	ORNAMENT PACKAGE, Tail Electric Window Lift (23-54-11)
	3	271 166	Nut and Washer
13	1	2196 608-9	MOULDING PACKAGE, Rear Upper Pillar (23-23-60)
	*	6006 451	Clip
14	1	2240 810	NAME LETTER "E" PACKAGE, Tailgate (23-54-11)
	2	6000 937	Clip
15	1	2240 809	NAME LETTER "G" PACKAGE, Tailgate (23-54-11)
	2	6000 937	Clip
16	1	2240 806	NAME LETTER "D" PACKAGE, Tailgate (23-54-11)
	2	6000 937	Clip

REF. NO.	QTY	PART NUMBER	DESCRIPTION
17	1	2240 807	NAME LETTER "O" PACKAGE, Tailgate (23-54-11)
	2	6000 937	Clip
18	1	2240 806	NAME LETTER "D" PACKAGE, Tailgate (23-54-11)
	2	6000 937	Clip
19	1	2275 316-7	MOULDING PACKAGE, Quarter Panel (23-23-39)
	2	6017 008	Clip
	2	151 497	Nut
	4	6000 940	Clip
20	1	2275 197-8	MOULDING PACKAGE, Roof Panel Side Extension (23-23-42)
	4	2259 189	Seal
	4	152 260	Nut
21	2	2242 966	NAME PLATE, Front Door (23-11-21)
	8	6000 937	Clip
22	1	2240 750-1	MOULDING PACKAGE, Front Door (23-23-32)
	8	6000 949	Clip
	2	6000 908	Clip

Part Type Code is Indicated in Parentheses

19x9323



REF. NO.	QTY	PART NUMBER	DESCRIPTION
1	1	2275 322-3	MOULDING PACKAGE, Front Fender Wheel Opening (12-15-2)
	14	-----	Screw
2	1	2099 835	MEDALLION, w/Insert, Hood (15-06-6)
3	1	2082 278	LOCKINGSTRIP, Windshield Glass Weatherstrip (23-66-239)
4	1	2240 858-9	MOULDING PACKAGE, Front Fender (12-15-2)
	10	6000 949	Clip
	2	6000 951	Clip
	2	151 497	Nut
5	1	2240 750-1	MOULDING PACKAGE, Front Door (23-23-32)
	8	6000 949	Clip
	2	6000 908	Clip
6	1	2081 876-7	MOULDING, Front Door Front (23-23-32)
7	2	2189 708-9	MOULDING, Front Door Division Channel (23-23-36)
8	1	2081 902-3	MOULDING, Roof Side Drain Trough (23-59-61)
9	1	2081 878-9	MOULDING, Front Door Upper (23-23-32)

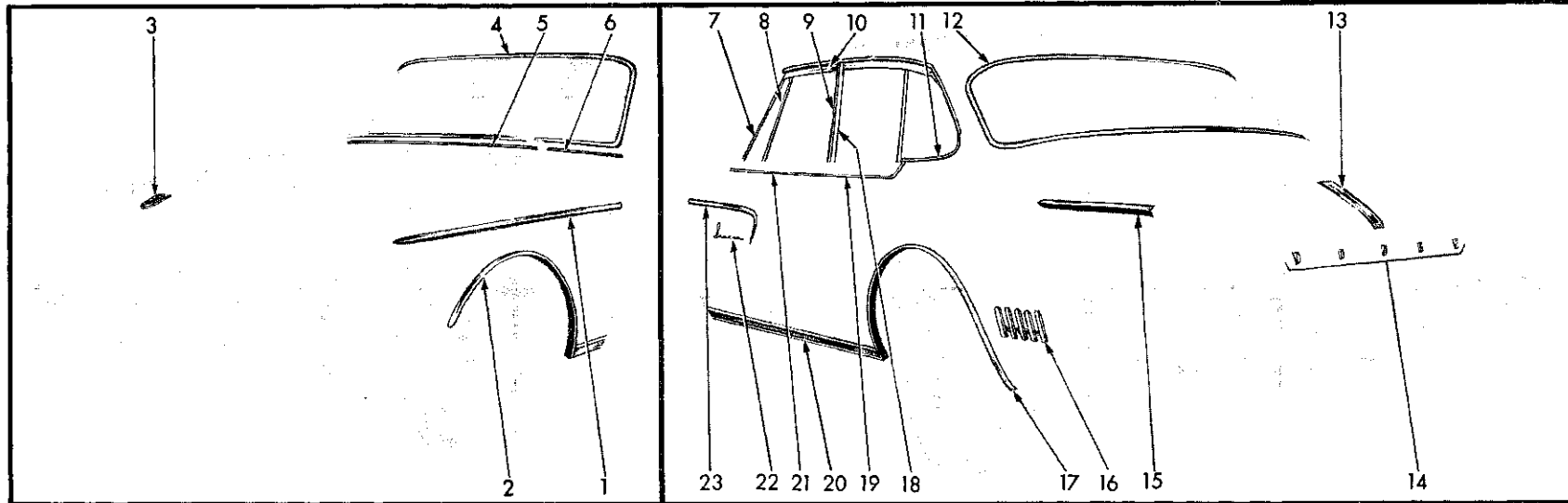
REF. NO.	QTY	PART NUMBER	DESCRIPTION
10	1	2081 880-1	MOULDING, Front Door Rear (23-23-32)
11	1	2081 882-3	MOULDING, Rear Door Front (23-23-33)
12	1	2081 884-5	MOULDING, Rear Door Upper (23-23-33)
13	1	2081 886-7	MOULDING, Rear Door Rear (23-23-33)
14	1	2243 272-3	LOCKINGSTRIP, Quarter Window Glass Weatherstrip (23-63-110)
15	1	2082 278	LOCKINGSTRIP, Rear Window Glass Weatherstrip (23-63-114)
16	1	2242 362	MEDALLION and INSERT, Deck Lid (23-19-114)
	3	6022 850	Washer
	3	9415 250	Nut
17	1	2240 810	LETTER "E" PACKAGE, Deck Lid (23-19-114)
	2	6000 937	Clip
18	1	2240 809	LETTER "G" PACKAGE, Deck Lid (23-19-114)
	2	6000 937	Clip
19	1	2242 198	LETTER "D", Deck Lid (23-19-114)
	2	6000 937	Clip

REF. NO.	QTY	PART NUMBER	DESCRIPTION
20	1	2240 807	LETTER "O" PACKAGE, Deck Lid (23-19-114)
	2	6000 937	Clip
21	1	2240 806	LETTER "D" PACKAGE, Deck Lid (23-19-114)
	2	6000 937	Clip
22	1	2275 316-7	MOULDING PACKAGE, Quarter Panel (23-23-39)
	2	6017 008	Clip
	2	151 497	Nut
	4	6000 940	Clip and Seal
	6	6000 941	Clip
23	1	2242 964-5	ORNAMENT, Quarter Outside Panel Louver (23-34-334)
	6	9415 250	Nut
24	1	2275 147-8	MOULDING PACKAGE, Quarter Panel Wheel Opening (23-23-39)
		-----	Screw
25	2	2275 149	MOULDING PACKAGE, Body Side Sill (23-23-2)
	16	6000 953	Clip
26	2	2242 966	NAME PLATE, Front Door (23-11-21)
	8	6000 937	Clip

All Packages Include Attaching Parts

Part Type Code is Indicated in Parentheses **19x9181B**

MOULDINGS - LANCER 770 SL1(H) 4 DOOR SEDAN



REF. NO.	QTY	PART NUMBER	DESCRIPTION
1	1	2240 858-9	MOULDING PACKAGE, Fender Side Upper (12-15-2)
10		6000 949	Clip
2		6000 951	Clip
2		151 497	Nut
2	1	2275 322-3	MOULDING PACKAGE, Wheel Opening (12-15-2)
14		----	Screw
3	1	2099 835	MEDALLION, w/Insert, Hood (15-06-6)
4	1	2082 278	LOCKING STRIP, Windshield Glass Weatherstrip (23-66-239)
5	1	2240 817	MOULDING PACKAGE, Cowl Top Center (23-23-7)
5		6017 000	Clip
6	1	2240 815-6	MOULDING PACKAGE, Cowl Top Side (23-23-7)
6		6017 000	Clip
7	1	2081 876-7	MOULDING, Door Window Frame Front (23-23-32)
8	2	2189 708-9	MOULDING, Door Vent Wing Division Channel (23-23-36)

All Packages Include Attaching Parts

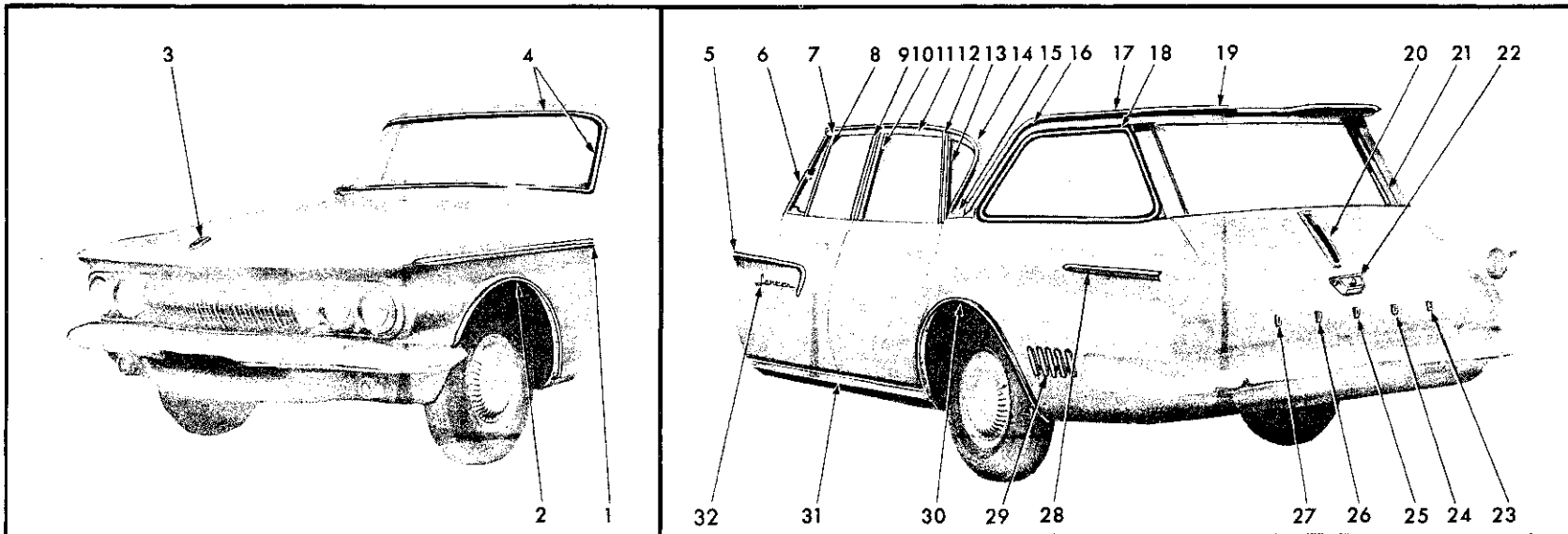
REF. NO.	QTY	PART NUMBER	DESCRIPTION
9	1	2081 882-3	MOULDING, Door Window Frame Rear (23-23-32)
10	1	2216 550-1	MOULDING, Door Window Frame Upper (23-23-32)
11	1	2195 836-7	MOULDING, Quarter Window Outside Finish Rear (23-23-73)
12	1	2082 278	LOCKING STRIP, Rear Window Glass Weatherstrip (23-63-114)
13	1	2242 362	MEDALLION and INSERT, Deck Lid (23-19-114)
3		6022 850	Washer
3		9415 250	Nut
14	1	2240 806	LETTER "D" PACKAGE, Deck Lid (23-19-114)
2		6000 937	Clip
1		2240 807	LETTER "O" PACKAGE, Deck Lid (23-19-114)
2		6000 937	Clip
1		2242 198	LETTER "D", Deck Lid (23-19-114)
2		6000 937	Clip
1		2240 809	LETTER "G" PACKAGE, Deck Lid (23-19-114)
2		6000 937	Clip
1		2240 810	LETTER "E" PACKAGE, Deck Lid (23-19-114)
2		6000 937	Clip

REF. NO.	QTY	PART NUMBER	DESCRIPTION
15	1	2275 316-7	MOULDING PACKAGE, Quarter Panel Upper (23-23-39)
2		6017 008	Clip
2		151 497	Nut
4		6000 940	Clip
16	1	2242 964-5	ORNAMENT, Quarter Panel Louver (23-34-334)
6		9415 250	Nut
17	1	2275 147-8	MOULDING PACKAGE, Quarter Panel Wheel Opening (23-23-39)
16		----	Screw
18	1	2243 824-5	PANEL, Lock Pillar Upper Finish (23-23-16)
6		274 114	Screw
19	1	2240 804-5	MOULDING PACKAGE, Quarter Panel Belt (23-23-39)
8		6000 817	Clip
20	2	2275 149	MOULDING PACKAGE, Body Side Sill (23-23-2)
16		6000 953	Clip
21	1	2240 752-3	MOULDING PACKAGE, Door Belt (23-23-32)
12		6000 816	Clip
2		6017 000	Clip
22	2	2242 966	NAME PLATE, Door (23-11-21)
10		6001 254	Clip
23	1	2240 750-1	MOULDING PACKAGE, Door (23-23-32)
8		6000 949	Clip
2		6000 908	Clip

Part Type Code is Indicated in Parentheses

19x9284B

MOULDINGS - LANCER 770 SL1(H) CLUB SEDAN



REF. NO.	QTY	PART NUMBER	DESCRIPTION
1	1	2240 858-9	MOULDING PACKAGE, Front Fender (12-15-2)
10		6000 949	Clip
2		6000 951	Clip
2		151 497	Nut
2	1	2275 322-3	MOULDING PACKAGE, Front Fender Wheel Opening (12-15-2)
14	----	----	Screw
3	1	2099 835	MEDALLION, w/Insert, Hood Top (15-06-6)
2		6000 050	Clip
4	1	2082 278	LOCKINGSTRIP, Windshield Glass Weatherstrip (23-66-239)
5	1	2240 750-1	MOULDING PACKAGE, Front Door Lower (23-23-32)
8		6000 949	Clip
2		6000 908	Clip
6	1	2081 876-7	MOULDING, Front Door Front (23-23-32)
7	1	2081 878-9	MOULDING, Front Door Upper (23-23-32)
8	2	2189 708-9	MOULDING, Front Door Vent Wing Division Channel (23-23-36)
9	1	2081 880-1	MOULDING, Front Door Rear (23-23-32)
10	1	2081 882-3	MOULDING, Rear Door Front (23-23-33)
11	1	2081 884-5	MOULDING, Rear Door Upper (23-23-33)
12	1	2081 886-7	MOULDING, Rear Door Rear (23-23-33)
13	1	2243 268-9	LOCKINGSTRIP, Front Quarter Window Glass Weather (23-63-110)
14	1	2081 906-7	MOULDING, Roof Side Drain Trough (23-59-61)
15	1	2275 197-8	MOULDING PACKAGE, Roof Panel Side Extension (23-23-42)
4		2259 189	Seal
4		152 260	Nut

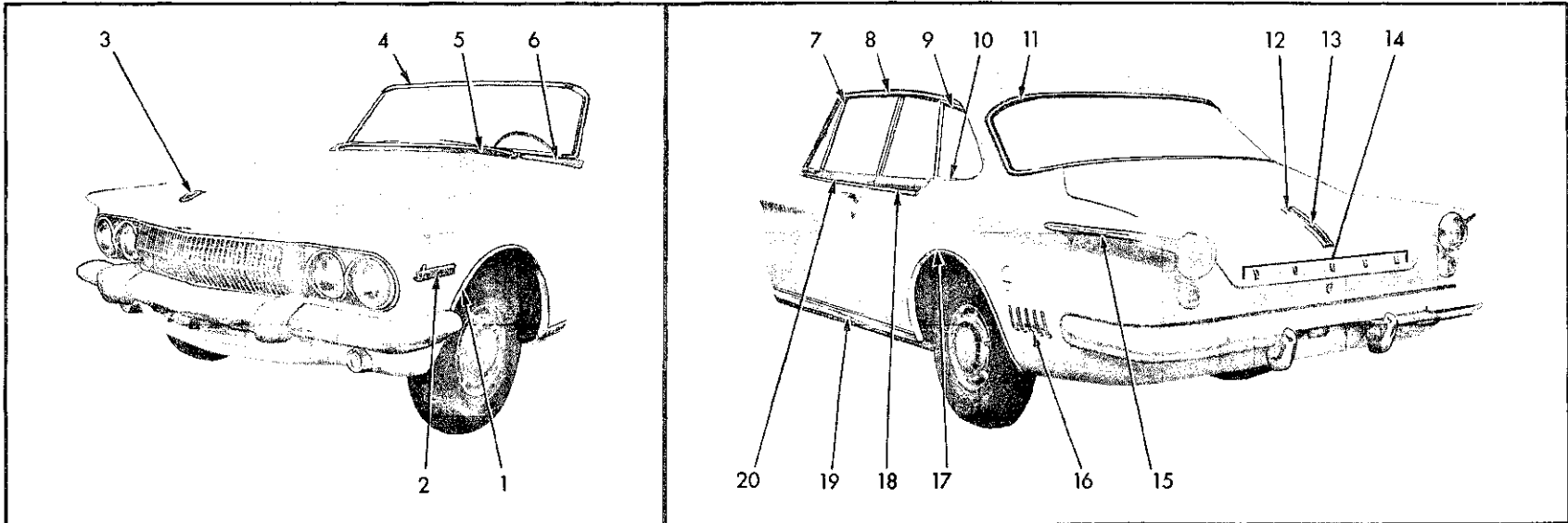
All Packages Include Attaching Parts

REF. NO.	QTY	PART NUMBER	DESCRIPTION
16	1	2196 628-9	MOULDING PACKAGE, Roof Panel Outside Finish Side Front (23-23-42)
2		6017 013	Retainer
2		151 497	Nut and Washer
8		6017 010	Clip
2		161 798	Screw
17	1	2196 626-7	MOULDING PACKAGE, Roof Panel Outside Finish Side Rear (23-23-42)
2		161 798	Screw
4		6017 010	Clip
18	2	2243 513	LOCKINGSTRIP, Rear Quarter Window Glass Weatherstrip (23-63-110)
19	1	2196 624	MOULDING PACKAGE, Roof Panel Outside Finish Rear (23-23-42)
4		161 798	Screw
4		6017 010	Clip
20	1	2242 363	MEDALLION and INSERT, Tailgate (23-54-11)
2		9415 250	Nut
1		6000 808	Clip
21	1	2196 608-9	MOULDING PACKAGE, Rear Upper Pillar Outside Finish (23-23-60)
*		6006 451	Clip
22	1	2196 621	ORNAMENT PACKAGE, Tailgate Outside Panel (23-54-11)
3		151 497	Nut and Washer
23	1	2240 810	NAMELETTER "E" PACKAGE, Tailgate (23-54-11)
2		6000 937	Clip
24	1	2240 809	NAMELETTER "G" PACKAGE, Tailgate (23-54-11)
2		6000 937	Clip

MOULDINGS - LANCER 770 SL1(H) SUBURBAN

REF. NO.	QTY	PART NUMBER	DESCRIPTION
25	1	2240 806	NAMELETTER "D" PACKAGE, Tailgate (23-54-11)
2		6000 937	Clip
26	1	2240 807	NAMELETTER "O" PACKAGE, Tailgate (23-54-11)
2		6000 937	Clip
27	1	2240 806	NAMELETTER "D" PACKAGE, Tailgate (23-54-11)
2		6000 937	Clip
28	1	2275 316-7	MOULDING PACKAGE, Quarter Panel (23-23-39)
2		6017 008	Clip
2		151 497	Nut
4		6000 940	Clip
6		6000 941	Clip
29	1	2242 964-5	ORNAMENT, Quarter Panel Louver (23-34-334)
6		9415 250	Nut
30	1	2275 147-8	MOULDING PACKAGE, Quarter Panel Wheel Opening (23-23-39)
16	----	----	Screw
31	2	2275 149	MOULDING PACKAGE, Body Side Sill (23-23-2)
16		6000 953	Clip
32	2	2242 966	NAME PLATE, Front Door (23-11-21)
8		6000 937	Clip

Part Type Code is Indicated in Parentheses 19x9182B



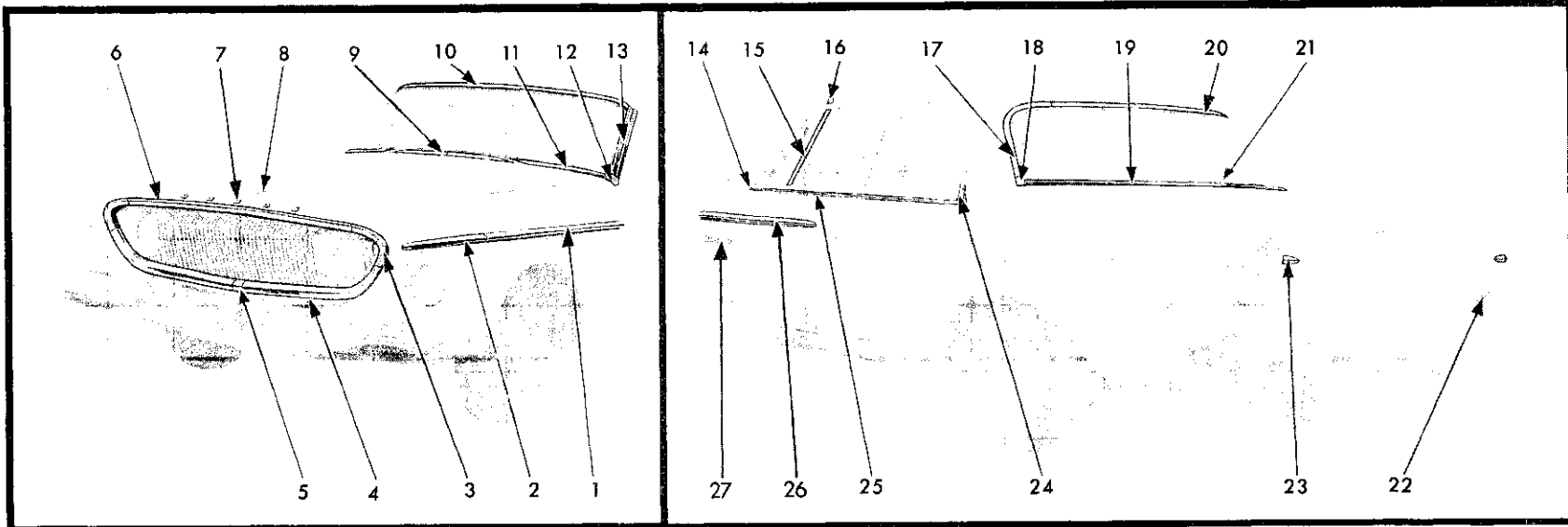
REF. NO.	QTY	PART NUMBER	DESCRIPTION
1	1	2275 322-3	MOULDING PACKAGE, Fender Wheel Opening (12-15-2)
	14	-----	Screw
2	2	2099 991	NAME PLATE, Fender Side (12-15-21)
	6	9415 250	Nut
3	1	2099 995	MEDALLION, w/Insert, Hood (15-06-6)
	2	6000 050	Clip
4	1	2082 278	LOCKINGSTRIP, Windshield Glass Weatherstrip Mylar (23-66-239)
5	1	2240 817	MOULDING PACKAGE, Cowl Top Center (23-23-7)
	5	6017 000	Clip
6	1	2240 815-6	MOULDING PACKAGE, Cowl Top Side (23-23-7)
	6	6017 000	Clip
7	4	2189 707	MOULDING, Door Vent Wing Division Channel (23-23-36)

All Packages Include Attaching Parts

REF. NO.	QTY	PART NUMBER	DESCRIPTION
8	1	2081 902-3	MOULDING, Roof Side Drain Trough (23-59-61)
9	1	2195 964-5	MOULDING, Quarter Window Outside Upper (23-23-73)
10	1	2195 836-7	MOULDING, Quarter Window Outside Finish Rear (23-23-73)
11	1	2082 278	LOCKINGSTRIP, Rear Window Glass Weatherstrip Mylar (23-63-114)
12	1	2243 970	MEDALLION and INSERT, Deck Lid (23-19-114)
	3	6022 850	Washer
	3	9415 250	Nut
13	1	2243 907	INSERT, Deck Lid Medallion (23-19-128)
14	1	2240 806	LETTER "D" PACKAGE, Deck Lid (23-19-114)
	1	2240 807	LETTER "O" PACKAGE, Deck Lid
	1	2242 198	LETTER "D" PACKAGE, Deck Lid
	1	2240 809	LETTER "G" PACKAGE, Deck Lid
	1	2240 810	LETTER "E" PACKAGE, Deck Lid
10	6000 937		Clip

REF. NO.	QTY	PART NUMBER	DESCRIPTION
15	1	2275 316-7	MOULDING PACKAGE, Quarter Panel Lower (23-23-39)
	6	6000 941	Clip
	4	6000 940	Clip
	2	6017 008	Clip
	2	151 497	Nut
16	1	2242 964-5	ORNAMENT, Quarter Panel Louver (23-34-334)
	6	9415 250	Nut
17	1	2275 147-8	MOULDING PACKAGE, Quarter Panel Wheel Opening (23-23-39)
	16	-----	Screw
18	1	2240 804-5	MOULDING PACKAGE, Quarter Panel Belt (23-23-39)
	8	6000 817	Clip
19	2	2275 149	MOULDING PACKAGE, Body Side Sill (23-23-2)
	16	6000 953	Clip
20	1	2240 752-3	MOULDING PACKAGE, Door Belt (23-23-32)
	12	6000 816	Clip
	2	6017 000	Clip

Part Type Code is Indicated in Parentheses 19x9306A



REF. NO.	QTY	PART NUMBER	DESCRIPTION
1	1	2298 678-9	MOULDING PACKAGE, Fender Side Rear (12-15-2)
	2	6001 236	Clip 8 6001 051 Retainer
	2	6000 993	Clip 8 6006 438 Nut
2	1	2298 676-7	MOULDING PACKAGE, Fender Side Front (12-15-2)
	2	6001 236	Clip
	4	6001 235	Clip
3	1	2298 683-4	MOULDING PACKAGE, Fender Front Upper (12-15-2)
	2	6000 963	Clip
	2	6001 225	Clip
	2	6001 227	Clip
4	1	2298 681-2	MOULDING PACKAGE, Radiator Grille Panel (7-16-36)
	8	6001 227	Clip
5	1	2298 680	COVER PACKAGE, Radiator Grille Panel Moulding Joint (7-16-44)
	1	-----	Nut
6	1	2298 675	MOULDING, Hood Front (15-25-2)
	4	6001 217	Clip
	4	273 329	Nut
7	2	2099 517	LETTER, Hood Front Name "D" (15-06-16)
	1	2099 518	"O"
	1	2099 519	"G"
	1	2099 520	"E"

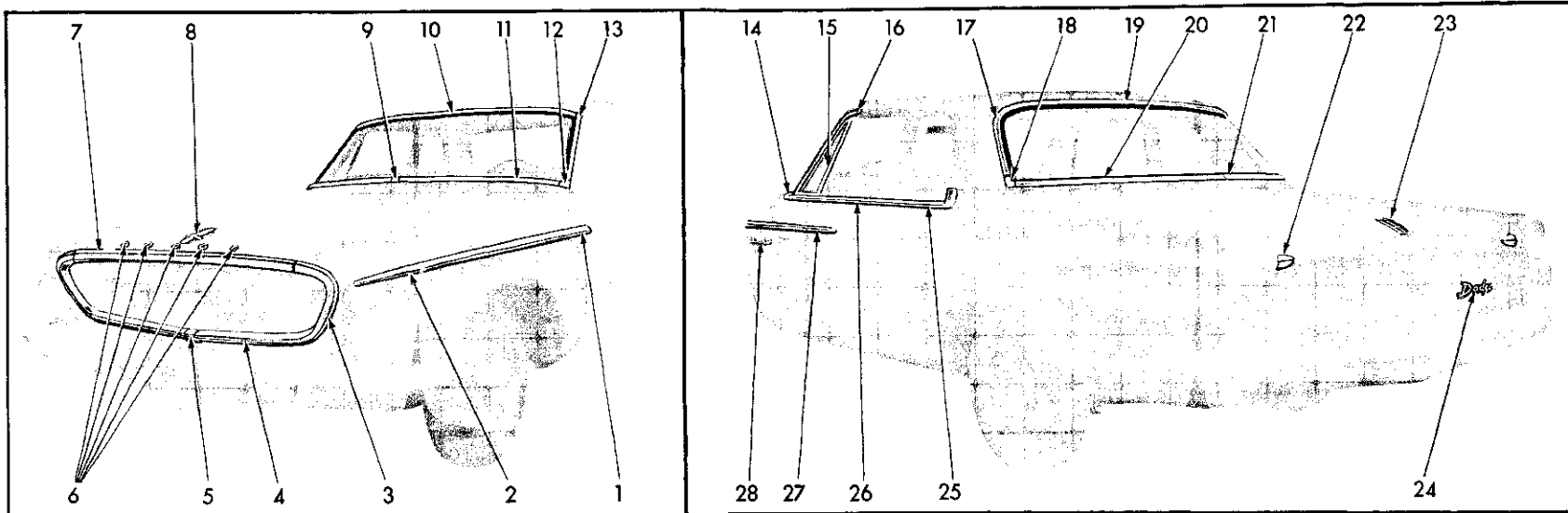
All Packages Include Attaching Parts

REF. NO.	QTY	PART NUMBER	DESCRIPTION
8	1	2099 522	MEDALLION (15-06-6)
	6	6000 955	Nut
9	1	2254 524	COVER, Windshield Outside Finish Lower Moulding Joint (23-23-66)
10	1	2298 552	MOULDING PACKAGE, Windshield Outside Finish Upper (23-23-65)
	8	6000 966	Retainer
11	1	2298 571-2	MOULDING PACKAGE, Windshield Outside Finish Lower (23-23-65)
	10	6000 966	Retainer
12	1	2166 970-1	MOULDING, Windshield Outside Finish Lower End (23-23-65)
13	1	2166 966-7	MOULDING, Windshield Outside Finish Side (23-23-65)
14	1	2298 713-4	MOULDING PACKAGE, Front Door Belt Front (23-23-32)
	2	9416 282	Screw
15	4	2254 031	MOULDING, Front Door Vent Wing Division Channel (23-23-36)
16	2	2166 909	COVER, Roof Side Drain Trough Joint (23-59-57)
17	1	2298 554-5	MOULDING PACKAGE, Rear Window Outside Finish Side (23-23-52)
	6	6000 966	Retainer
18	1	2254 066-7	COVER, Rear Window Outside Finish Side to Lower Moulding Joint (23-23-41)

REF. NO.	QTY	PART NUMBER	DESCRIPTION
19	1	2421 206	MOULDING PACKAGE, Rear Window Outside Finish Lower (23-23-52)
	10	6000 966	Retainer
20	1	2298 556	MOULDING PACKAGE, Rear Window Outside Finish Upper (23-23-52)
	5	6000 966	Retainer
21	1	2254 524	COVER, Rear Window Outside Finish Lower Moulding (23-23-41)
22	1	2254 773	NAME PLATE, Deck Opening Lower Panel (23-34-184)
	3	152 259	Nut and Washer
23	1	2275 920-1	MOULDING PACKAGE, Deck Lid (23-23-30)
	4	441 256	Nut
24	1	2298 709-10	MOULDING PACKAGE, Rear Door Belt (23-23-33)
	10	-----	Clip
25	1	2298 702-3	MOULDING PACKAGE, Front Door Belt Rear (23-23-32)
	12	6001 031	Clip
26	1	2275 943-4	MOULDING PACKAGE, Front Door Lower (23-23-32)
	6	6000 993	Clip
	4	6000 951	Clip
	4	151 497	Nut
27	2	2254 642	NAME PLATE, Front Door (23-11-21)
	6	6000 050	Clip

Part Type Code is Indicated in Parentheses 19x9204B

MOULDINGS - DART SD1-2(L) 4 DOOR SEDAN



REF. NO.	QTY	PART NUMBER	DESCRIPTION
1	1	2298 678-9	MOULDING PACKAGE, Fender Side Rear (12-15-2)
2	6001 236	Clip	8 6001 051 Retainer
2	6000 993	Clip	8 6006 438 Nut
2	1	2298 676-7	MOULDING PACKAGE, Fender Side Front (12-15-2)
6	6001 236	Clip	
3	1	2298 683-4	MOULDING PACKAGE, Fender Front Upper (12-15-2)
2	6000 963	Clip	
2	6001 225	Clip	
2	6001 227	Clip	
4	1	2298 681-2	MOULDING PACKAGE, Radiator Grille Lower Panel (7-16-36)
8	6001 227	Clip	
5	1	2298 680	COVER, Radiator Grille Lower Panel Moulding Joint (7-16-44)
6	2	2099 517	LETTER, Hood Front "D" (15-06-16)
1	2099 518	"O" (15-06-16)	
1	2099 519	"G" (15-06-16)	
1	2099 520	"E" (15-06-16)	
8	6000 616	Nut	
7	1	2298 675	MOULDING PACKAGE, Hood Front (15-25-2)
8	1	2099 522	MEDALLION, Hood (15-06-6)
2	6000 955	Nut	

All Packages include Attaching Parts

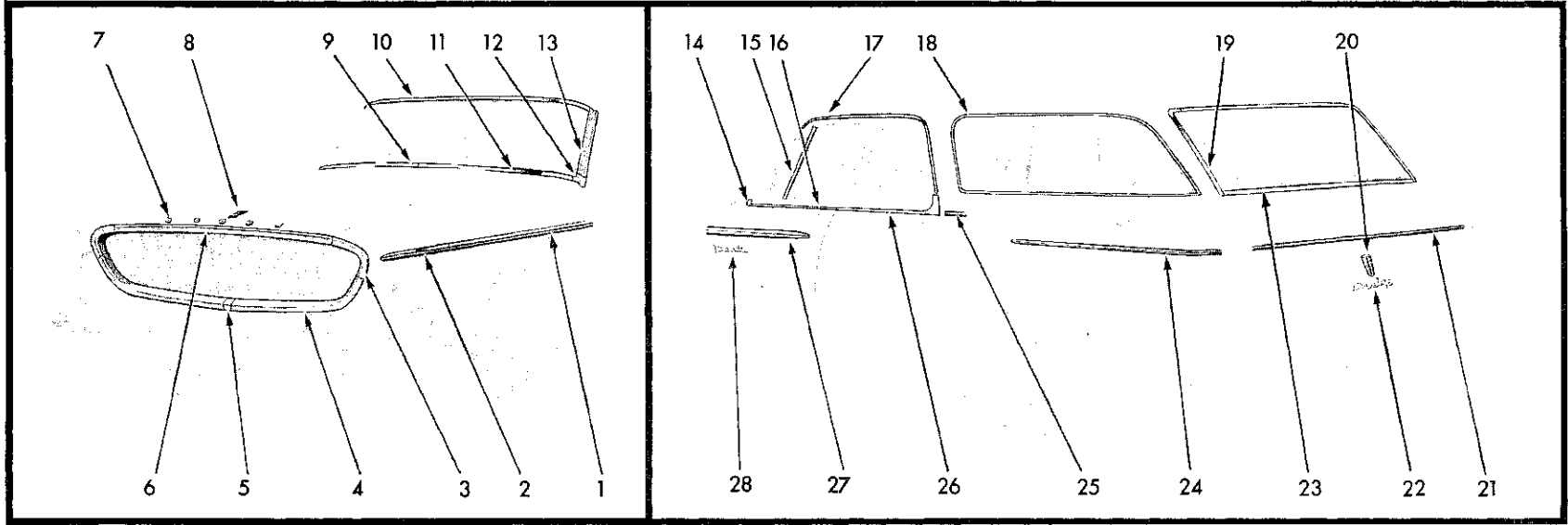
REF. NO.	QTY	PART NUMBER	DESCRIPTION
9	1	2254 524	COVER, Windshield Outside Finish Lower Moulding Joint (23-23-66)
10	1	2298 552	MOULDING PACKAGE, Windshield Outside Finish Upper (23-23-65)
8	6000 966	Retainer	
11	1	2298 571-2	MOULDING PACKAGE, Windshield Outside Finish Lower (23-23-65)
10	6000 966	Retainer	
12	1	2166 970-1	MOULDING, Windshield Outside Finish Lower End (23-23-65)
13	1	2166 966-7	MOULDING, Windshield Outside Finish Side (23-23-65)
14	1	2298 713-4	MOULDING PACKAGE, Door Belt Front (23-23-32)
2	9416 282	Screw	
4	2254 031	MOULDING, Door Vent Wing Division Channel (23-23-36)	
16	2	2166 909	COVER, Roof Side Drain Trough Joint (23-59-57)
17	1	2298 554-5	MOULDING PACKAGE, Rear Window Outside Finish Side (23-23-52)
6	6000 966	Retainer	
18	1	2254 056-7	COVER, Rear Window Outside Finish Side to Lower Midg. Joint (23-23-41)
19	1	2298 556	MOULDING PACKAGE, Rear Window Outside Finish Upper (23-23-52)
5	6000 966	Retainer	

REF. NO.	QTY	PART NUMBER	DESCRIPTION
20	1	2421 206	MOULDING PACKAGE, Rear Window Outside Finish Lower (23-23-52)
10	6000 966	Retainer	
21	1	2254 524	COVER, Rear Window Outside Finish Lower Midg. Joint (23-23-41)
22	1	2275 920-1	MOULDING PACKAGE, Deck Lid (23-23-30)
4	441 256	Nut	
23	1	2167 974	MEDALLION, Deck Lid (23-19-114)
2	6000 960	Clip	
24	1	2254 773	NAME PLATE, Deck Opening Lower Panel (23-34-184)
3	152 259	Nut & Washer	
25	1	2298 711-2	MOULDING PACKAGE, Quarter Panel Belt (23-23-39)
8	6001 031	Clip	
26	1	2298 704-5	MOULDING PACKAGE, Door Belt Rear (23-23-32)
14	---	---	Clip
27	1	2275 943-4	MOULDING PACKAGE, Door Lower (23-23-32)
6	6000 993	Clip	
4	6000 951	Clip	
4	151 497	Nut	
28	2	2254 642	NAME PLATE, Door (23-23-11)
6	6000 050	Clip	

Part Type Code is Indicated in Parentheses

19x9255B

MOULDINGS - DART SD1-2(L) CLUB SEDAN



REF. NO.	QTY	PART NUMBER	DESCRIPTION
1	1	2298 678-9	MOULDING PACKAGE, Fender Side Rear (12-15-2)
	2	6001 236	Clip 8 6001 051 Retainer
	2	6000 993	Clip 8 6006 438 Nut
2	1	2298 676-7	MOULDING PACKAGE, Fender Side Front (12-15-2)
	2	6001 236	Clip
	4	6001 235	Clip
3	1	2298 683-4	MOULDING PACKAGE, Fender Front Upper (12-15-2)
	2	6000 963	Clip
	2	6001 225	Clip
	2	6001 227	Clip
4	1	2298 681-2	MOULDING PACKAGE, Radiator Grille Panel (7-16-36)
	8	6001 227	Clip
5	1	2298 680	COVER PACKAGE, Radiator Grille Panel Moulding Joint (7-16-44)
	1	----	Nut
6	1	2298 675	MOULDING, Hood Front (15-25-2)
	4	6001 217	Clip
	4	----	Nut
7	2	2099 517	LETTER, Hood Front "D" (15-06-16)
	1	2099 518	"O" (15-06-16)
	1	2099 519	"G" (15-06-16)
	1	2099 520	"E" (15-06-16)
	10	6000 616	Nut
8	1	2099 522	MEDALLION, Hood (15-06-6)
	2	6000 955	Nut

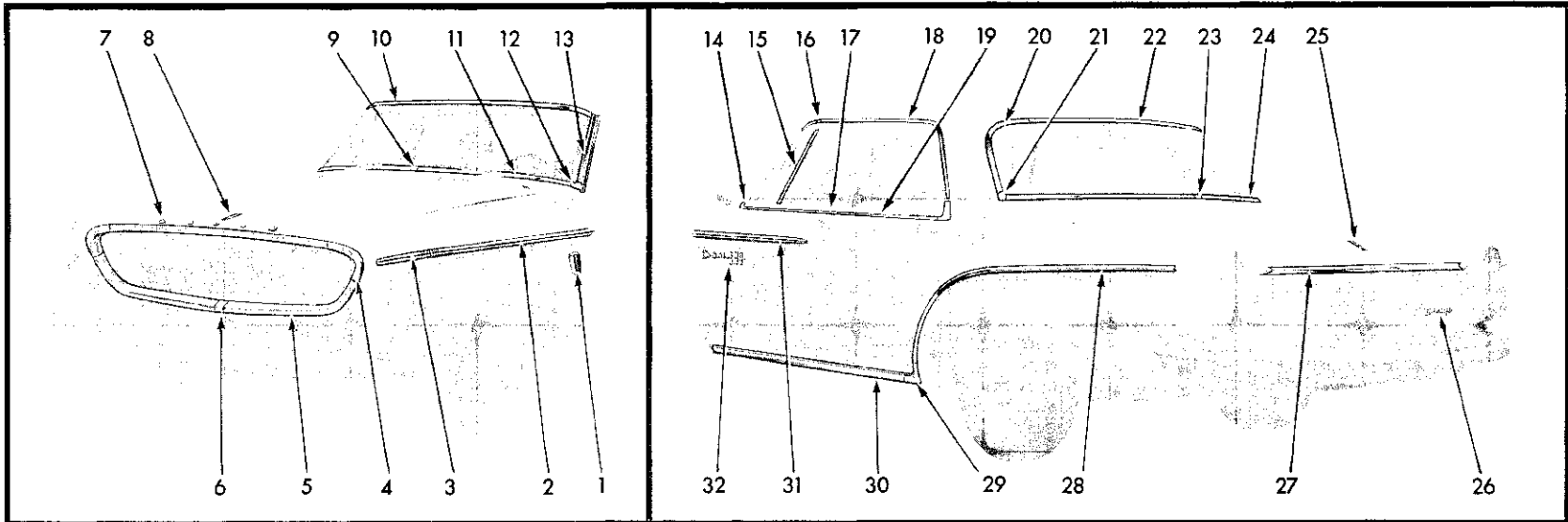
All Packages Include Attaching Parts

REF. NO.	QTY	PART NUMBER	DESCRIPTION
9	1	2254 524	COVER, Windshield Outside Finish Lower Moulding Joint (23-23-66)
10	1	2298 552	MOULDING PACKAGE, Windshield Outside Finish Upper (23-23-65)
	8	6000 966	Retainer
11	1	2298 571-2	MOULDING PACKAGE, Windshield Outside Finish Lower (23-23-65)
	10	6000 966	Retainer
12	1	2166 970-1	MOULDING, Windshield Outside Finish Lower End (23-23-65)
13	1	2166 966-7	MOULDING, Windshield Outside Finish Side (23-23-65)
14	1	2298 713-4	MOULDING PACKAGE, Front Door Belt Front (23-23-32)
	2	9416 282	Screw
15	4	2254 031	MOULDING, Front Door Vent Wing Division Channel (23-23-36)
16	1	2298 702-3	MOULDING PACKAGE, Front Door Belt Rear (23-23-32)
	12	6001 071	Clip
17	2	2166 909	COVER, Roof Drain Trough Joint (23-59-57)
18	1	2254 918-9	LOCKINGSTRIP, Quarter Window Glass Weatherstrip Mylar (23-63-110)
19	1	2251 802-3	MOULDING, Tailgate Opening Rear Upper Pillar Outside Finish (23-23-60)
20	1	2251 810	MEDALLION, Tailgate Outside Panel (23-54-11)
	2	1839 995	Nut

REF. NO.	QTY	PART NUMBER	DESCRIPTION
21	1	2275 949	MOULDING PACKAGE, Tailgate Outside Panel (23-23-61)
	5	6001 033	Clip
	2	6001 020	Clip
	2	151 497	Nut
22	1	2254 773	NAME PLATE, Tailgate Outside Panel Dodge Script (23-54-11)
	3	1839 995	Nut
23	1	2275 995	MOULDING PACKAGE, Tailgate Outside Panel Belt (23-23-61)
	2	125 978	Screw
	7	6001 232	Clip
24	1	2275 304-5	MOULDING PACKAGE, Quarter Panel (23-23-39)
	12	6000 137	Clip
	2	6010 093	Clip
	2	151 497	Nut
25	1	2299 374	MOULDING PACKAGE, Quarter Panel Belt, Right (23-23-39)
	1	2299 399	MOULDING PACKAGE, Quarter Panel Belt, Left (23-23-39)
	4	6001 031	Clip
26	1	2298 709-10	MOULDING PACKAGE, Rear Door Belt (23-23-33)
	10	6001 031	Clip
27	1	2275 943-4	MOULDING PACKAGE, Front Door Lower (23-23-32)
	6	6000 993	Clip
	4	6000 951	Clip 4 151 497 Nut
28	2	2254 642	NAME PLATE, Front Door (23-11-21)
	6	6000 050	Clip

Part Type Code is Indicated in Parentheses 19x9269B

MOULDINGS - DART SD1-2(L) SUBURBAN



REF. NO.	QTY	PART NUMBER	DESCRIPTION
1	2	2099 550	MEDALLION, Fender Side (12-15-21)
	4	6000 955	Nut
2	1	2298 678-9	MOULDING PACKAGE, Fender Side Rear (12-15-2)
	2	6001 236	Clip
	2	6000 993	Clip
3	1	2298 676-7	MOULDING PACKAGE, Fender Side Front (12-15-2)
	2	6001 236	Clip
	4	6001 235	Clip
4	1	2298 683-4	MOULDING PACKAGE, Fender Front Upper (12-15-2)
	2	6000 963	Clip
	2	6001 225	Clip
	2	6001 227	Clip
5	1	2298 681-2	MOULDING PACKAGE, Radiator Grille Panel (7-16-36)
	8	6001 227	Clip
6	1	2298 680	COVER PACKAGE, Radiator Grille Panel Moulding Joint (7-16-44)
	1	-----	Nut
7	2	2099 517	LETTER, Hood Front "D" (15-06-16)
	1	2099 518	"O" (15-06-16)
	1	2099 519	"G" (15-06-16)
	1	2099 520	"E" (15-06-16)
	10	6000 616	Nut
8	1	2099 522	MEDALLION, Hood (15-06-6)
	2	6000 955	Nut
9	1	2254 524	COVER, Windshield Outside Finish Lower Moulding Joint (23-23-66)
10	1	2298 552	MOULDING PACKAGE, Windshield Outside Finish Upper (23-23-65)
	8	6000 966	Retainer

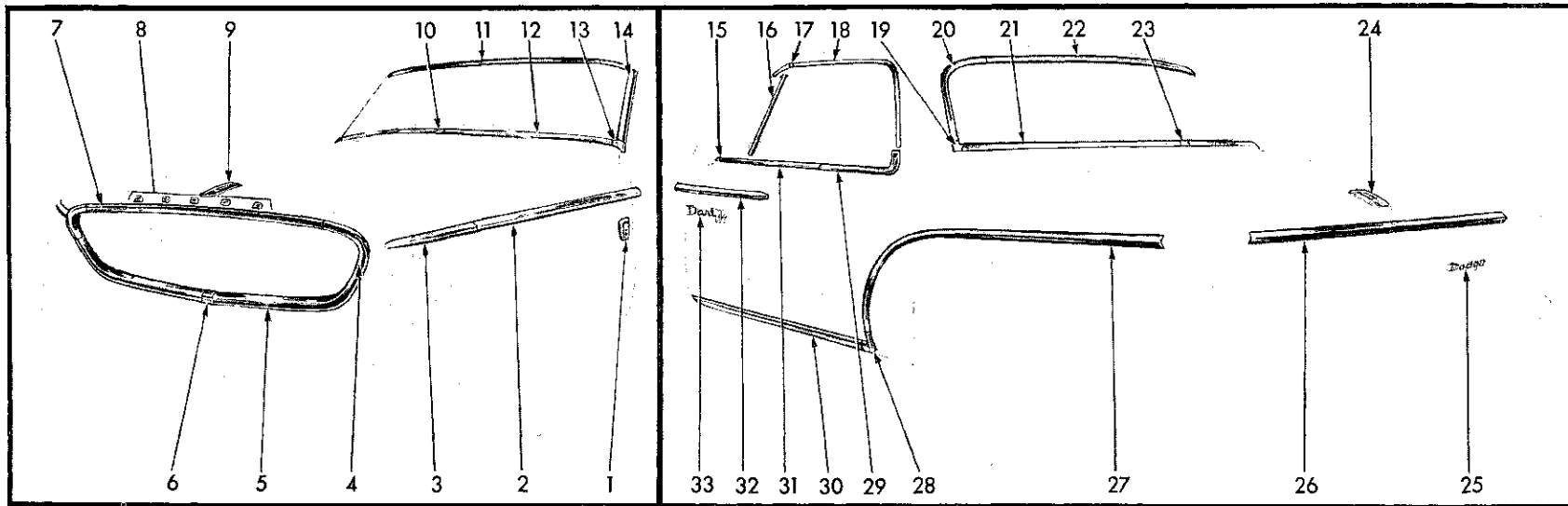
All Packages Include Attaching Parts

REF. NO.	QTY	PART NUMBER	DESCRIPTION
11	1	2298 571-2	MOULDING PACKAGE, Windshield Outside Finish Lower (23-23-65)
	10	6000 966	Retainer
12	1	2166 970-1	MOULDING, Windshield Outside Finish Lower End (23-23-65)
13	1	2166 966-7	MOULDING, Windshield Outside Finish Side (23-23-65)
14	1	2298 713-4	MOULDING PACKAGE, Front Door Belt Front (23-23-32)
	2	9416 282	Screw
15	4	2254 031	MOULDING, Front Door Vent Wing Division Channel (23-23-36)
16	1	2254 314-5	CAP, Roof Side Drain Trough Moulding Front End (23-59-57)
17	1	2298 702-3	MOULDING PACKAGE, Front Door Belt Rear (23-23-32)
	12	6001 071	Clip
18	1	2216 090-1	MOULDING, Roof Side Drain Trough (23-59-61)
19	1	2298 709-10	MOULDING PACKAGE, Rear Door Belt (23-23-32)
	10	6001 031	Clip
20	1	2298 554-5	MOULDING PACKAGE, Rear Window Outside Finish Side (23-23-52)
	6	6000 966	Retainer
21	1	2254 066-7	COVER, Rear Window Outside Finish Side to Lower Mldg. Joint (23-23-41)
22	1	2298 556	MOULDING PACKAGE, Rear Window Outside Finish Upper (23-23-52)
	5	6000 966	Retainer
23	1	2254 524	COVER, Rear Window Outside Finish Lower Moulding Joint (23-23-41)

REF. NO.	QTY	PART NUMBER	DESCRIPTION
24	1	2421 206	MOULDING PACKAGE, Rear Window Outside Finish Lower (23-23-52)
	10	6000 966	Retainer
25	1	2167 974	MEDALLION, Deck Lid (23-19-114)
	2	6000 960	Clip
26	1	2254 773	NAME PLATE, Deck Opening Lower Panel (23-34-184)
	3	152 259	Nut & Washer
27	1	2275 919	MOULDING PACKAGE, Deck Lid (23-23-30)
	6	6000 996	Retainer
	6	441 256	Nut
28	1	2275 947-8	MOULDING PACKAGE, Quarter Panel Rear (23-23-39)
	2	6001 007	Retainer
	8	6001 009	Retainer
	4	6001 008	Retainer
	6	-----	Nut
29	1	2254 122-3	MOULDING, Quarter Panel Front (23-23-39)
	2	161 895	Screw
30	1	2275 945-6	MOULDING PACKAGE, Body Side Sill (23-23-2)
	10	6000 995	Retainer
	2	6023 331	Screw
31	1	2275 943-4	MOULDING PACKAGE, Front Door Lower (23-23-32)
	6	6000 993	Clip
	4	6000 951	Clip
	4	151 497	Nut
32	2	2254 643	NAME PLATE, Front Door (23-11-21)
	6	6000 050	Clip

Part Type Code is Indicated in Parentheses 19x9267B

MOULDINGS - DART 330 SD1-2(M) 4 DOOR SEDAN



REF. NO.	QTY	PART NUMBER	DESCRIPTION
1	2	2099 550	MEDALLION, Fender Side (12-15-21)
	4	6000 955	Nut
2	1	2298 678-9	MOULDING PACKAGE, Fender Side Rear (12-15-2)
	2	6001 236	Clip 8 6001 051 Retainer
	2	6000 993	Clip 8 6006 438 Nut
3	1	2298 676-7	MOULDING PACKAGE, Fender Side Front (12-15-2)
	6	6001 236	Clip
4	1	2298 683-4	MOULDING PACKAGE, Fender Front Upper (12-15-2)
	2	6000 963	Clip
	2	6001 225	Clip
	2	6001 227	Clip
5	1	2298 681-2	MOULDING PACKAGE, Grille Lower Panel (7-16-36)
	8	6001 227	Clip
6	1	2298 680	COVER, Grille Lower Panel Moulding Joint (7-16-44)
	1	-----	Nut
7	1	2298 675	MOULDING PACKAGE, Hood Front (15-25-2)
	4	6001 217	Clip
	4	271 472	Nut
8	2	2099 517	LETTER, Hood Front, "D" (15-06-16)
	1	2099 518	"O" (15-06-16)
	1	2099 519	"G" (15-06-16)
	1	2099 520	"E" (15-06-16)
9	1	2099 522	MEDALLION, Hood (15-06-6)
	2	6000 955	Nut
10	1	2254 524	COVER, Windshield Outside Finish Lower Moulding (23-23-66)

All Packages Include Attaching Parts

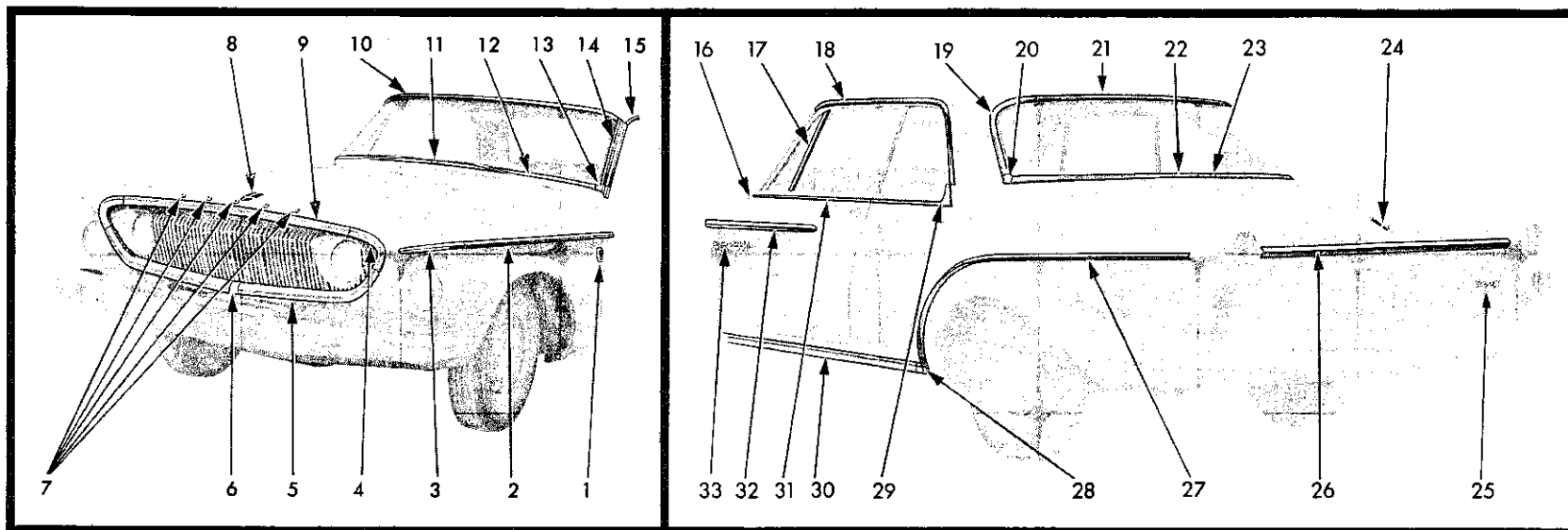
REF. NO.	QTY	PART NUMBER	DESCRIPTION
11	1	2298 552	MOULDING PACKAGE, Windshield Outside Finish Upper (23-23-65)
	8	6000 966	Retainer
12	1	2298 571-2	MOULDING PACKAGE, Windshield Outside Finish Lower (23-23-65)
	10	6000 966	Retainer
13	1	2166 970-1	MOULDING, Windshield Outside Finish Lower End (23-23-65)
14	1	2166 966-7	MOULDING, Windshield Outside Finish Side (23-23-65)
15	1	2298 713-4	MOULDING PACKAGE, Door Belt Front (23-23-32)
	2	9416 282	Screw
16	4	2254 031	MOULDING, Door Vent Wing Division Channel (23-23-36)
17	1	2254 314-5	CAP, Roof Side Drain Trough Moulding Front End Cap (23-59-57)
18	1	2216 090-1	MOULDING, Roof Side Drain Trough (23-59-61)
19	1	2254 066-7	COVER, Rear Window Outside Finish Side to Lower Mldg. Joint (23-23-41)
20	1	2298 554-5	MOULDING PACKAGE, Rear Window Outside Finish Side (23-23-52)
	6	6000 966	Retainer
21	1	2421 206	MOULDING PACKAGE, Rear Window Outside Finish Lower (23-23-52)
	10	6000 966	Retainer
22	1	2298 556	MOULDING PACKAGE, Rear Window Outside Finish Upper (23-23-52)
	5	6000 966	Retainer
23	1	2254 524	COVER, Rear Window Outside Lower Moulding Joint (23-23-41)

REF. NO.	QTY	PART NUMBER	DESCRIPTION
24	1	2167 974	MEDALLION, Deck Lid (23-19-114)
	2	6000 960	Clip
25	1	2254 773	NAME PLATE, Deck Opening Lower Panel (23-34-184)
	3	152 259	Nut & Washer
26	1	2275 919	MOULDING PACKAGE, Deck Lid (23-23-30)
	6	6000 996	Retainer
	6	441 256	Nut
27	1	2275 947-8	MOULDING PACKAGE, Quarter Panel Lower Rear (23-23-39)
	8	6001 009	Retainer
	4	6001 008	Retainer
	2	6001 007	Retainer
	6	-----	Nut
28	1	2254 122-3	MOULDING, Quarter Panel Lower Front (23-23-39)
	2	161 895	Screw
29	1	2298 711-2	MOULDING PACKAGE, Quarter Panel Belt (23-23-39)
	8	6001 019	Clip
30	1	2275 945-6	MOULDING PACKAGE, Side Sill (23-23-2)
	10	6000 995	Retainer
	2	6023 331	Screw
31	1	2298 704-5	MOULDING PACKAGE, Door Belt Rear (23-23-32)
	14	-----	Clip
32	1	2275 943-4	MOULDING PACKAGE, Door Lower (23-23-32)
	6	6000 993	Clip
	4	6000 951	Clip
	4	151 497	Nut
33	2	2254 643	NAME PLATE, Door (23-11-21)
	6	6000 050	Clip

Part Type Code is Indicated in Parentheses

19x9285A

MOULDINGS - DART 330 SD1-2(M) CLUB SEDAN



REF. NO.	QTY	PART NUMBER	DESCRIPTION
1	2	2099 550	MEDALLION, Fender Side (12-15-21)
	4	6000 955	Clip
2	1	2298 678-9	MOULDING PACKAGE, Fender Side Rear (12-15-2)
	2	6001 236	Clip 8 6001 051 Retainer
	2	6000 993	Clip 8 6006 438 Nut
3	1	2298 676-7	MOULDING PACKAGE, Fender Side Front (12-15-2)
	2	6001 236	Clip
	4	6001 235	Clip
4	1	2298 683-4	MOULDING PACKAGE, Fender Front Upper (12-15-2)
	2	6000 963	Clip
	2	6001 225	Clip
	2	6001 227	Clip
5	1	2298 681-2	MOULDING PACKAGE, Radiator Grille Panel (7-16-36)
	8	6001 227	Clip
6	1	2298 680	COVER PACKAGE, Radiator Grille Panel Moulding Joint (7-16-44)
	1	----	Nut
7	2	2099 517	LETTER, Hood Front "D" (15-06-16)
	1	2099 518	"O"
	1	2099 519	"G"
	1	2099 520	"E"
	*	6000 616	Nut
8	1	2099 522	MEDALLION, Hood (15-06-6)
	2	6000 955	Nut
9	1	2298 675	MOULDING PACKAGE, Hood Front (15-25-2)
10	1	2298 552	MOULDING PACKAGE, Windshield Outside Finish Upper (23-23-65)
	8	6000 966	Retainer

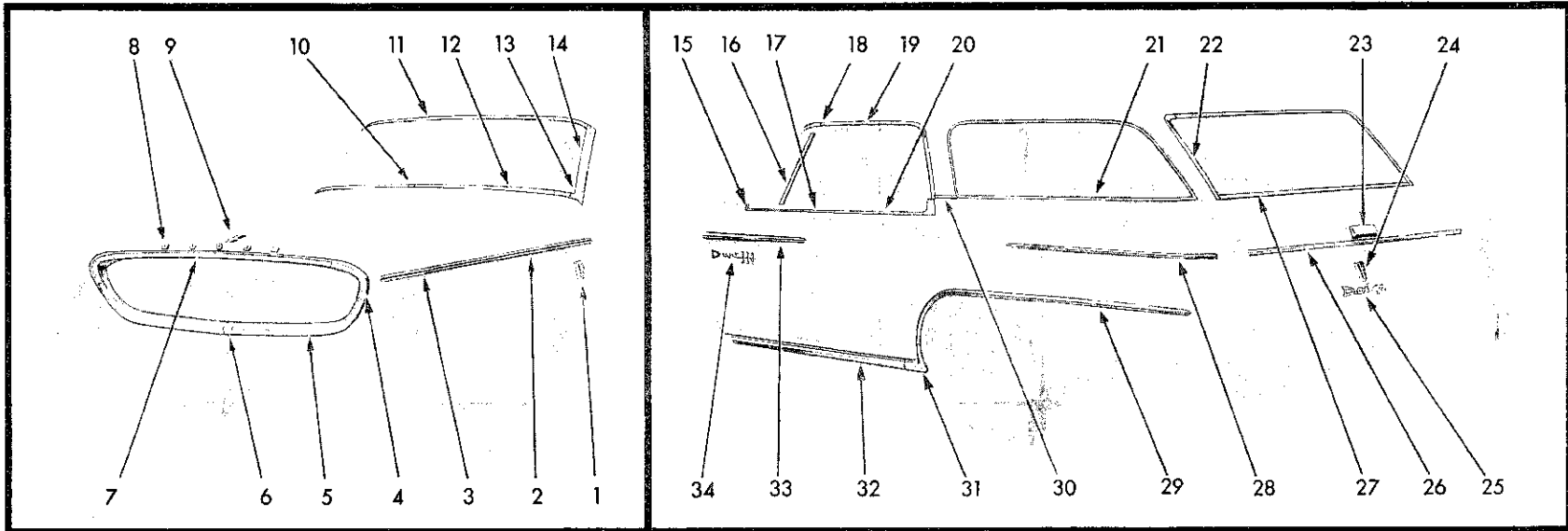
All Packages include Attaching Parts

REF. NO.	QTY	PART NUMBER	DESCRIPTION
11	1	2254 524	COVER, Windshield Outside Finish Lower Moulding Joint (23-23-66)
12	1	2298 571-2	MOULDING PACKAGE, Windshield Outside Finish Lower (23-23-65)
	10	6000 966	Retainer
13	1	2166 970-1	MOULDING, Windshield Outside Finish Lower End (23-23-65)
14	1	2166 966-7	MOULDING, Windshield Outside Finish Side (23-23-65)
15	1	2254 314-5	CAP, Roof Drain Trough Moulding Front End (23-59-57)
16	1	2298 713-4	MOULDING PACKAGE, Door Belt Front (23-23-32)
	2	9416 282	Screw
17	4	2254 031	MOULDING, Front Door Division Channel (22-23-36)
18	1	2216 090-1	MOULDING, Roof Side Drain Trough (23-59-61)
19	1	2298 554-5	MOULDING PACKAGE, Rear Window Outside Finish Side (23-23-52)
	6	6000 966	Retainer
20	1	2254 066-7	COVER, Rear Window Outside Finish Side to Lower Moulding Joint (23-23-41)
21	1	2298 556	MOULDING PACKAGE, Rear Window Outside Finish Upper (23-23-52)
	5	6000 966	Retainer
22	1	2421 206	MOULDING PACKAGE, Rear Window Outside Finish Lower (23-23-52)
	10	6000 966	Retainer
23	1	2254 524	COVER, Rear Window Outside Finish Lower Moulding Joint (23-23-41)
24	1	2167 974	MEDALLION, Deck Lid (23-19-114)
	2	6000 960	Clip

REF. NO.	QTY	PART NUMBER	DESCRIPTION
25	1	2254 773	NAME PLATE, Deck Opening Lower Panel (23-34-184)
	3	152 259	Nut and Washer
26	1	2275 919	MOULDING PACKAGE, Deck Lid (23-23-30)
27	1	2275 947-8	MOULDING PACKAGE, Quarter Panel Lower Rear (23-23-39)
	8	6001 009	Retainer
	2	6001 007	Retainer
	4	6001 008	Retainer
	6	----	Nut
28	1	2254 122-3	MOULDING, Quarter Panel Lower Front, w/Retainer (23-23-39)
	2	161 895	Screw
29	1	2298 711-2	MOULDING PACKAGE, Quarter Panel Belt (23-23-39)
	8	----	Clip
30	1	2275 945-6	MOULDING PACKAGE, Body Side Sill (23-23-2)
	10	6000 995	Retainer
	2	6023 331	Screw
31	1	2298 704-5	MOULDING PACKAGE, Door Belt Rear (23-23-32)
	14	----	Clip
32	1	2275 943-4	MOULDING PACKAGE, Door Lower (23-23-32)
	6	6000 993	Clip
	4	6000 951	Clip
	4	151 497	Nut
33	2	2254 643	NAME PLATE, Door (23-11-21)
	6	6000 050	Clip

Part Type Code is Indicated in Parentheses 19x9196A

MOULDINGS - DART 330 SD1-2(M) SPECIAL CLUB COUPE



REF. NO.	QTY	PART NUMBER	DESCRIPTION
1	2	2099 550	MEDALLION, Fender Side (12-15-21)
	4	6000 955	Nut
2	1	2298 678-9	MOULDING PACKAGE, Fender Side Rear (12-15-2)
	2	6001 236	Clip 8 6001 051 Retainer
	2	6000 993	Clip 8 6006 438 Nut
3	1	2298 676-7	MOULDING PACKAGE, Fender Side Front (12-15-2)
	2	6001 236	Clip
	4	6001 235	Clip
4	1	2298 683-4	MOULDING PACKAGE, Fender Front Upper (12-15-2)
	2	6000 963	Clip
	2	6001 225	Clip
	2	6001 227	Clip
5	1	2298 681-2	MOULDING PACKAGE, Radiator Grille Panel (7-16-36)
	8	6001 227	Clip
6	1	2298 680	COVER PACKAGE, Radiator Grille Panel Moulding Joint (7-16-44)
	1	-----	Nut
7	1	2298 675	MOULDING PACKAGE, Hood Front (15-25-2)
	4	6001 217	Clip
	4	-----	Nut
8	2	2099 517	LETTER, Hood Front "D" (15-06-16)
	1	2099 518	"O" (15-06-16)
	1	2099 519	"G" (15-06-16)
	1	2099 520	"E" (15-06-16)
	10	6000 616	Nut
9	1	2099 522	MEDALLION, Hood (15-06-6)
	2	6000 955	Nut

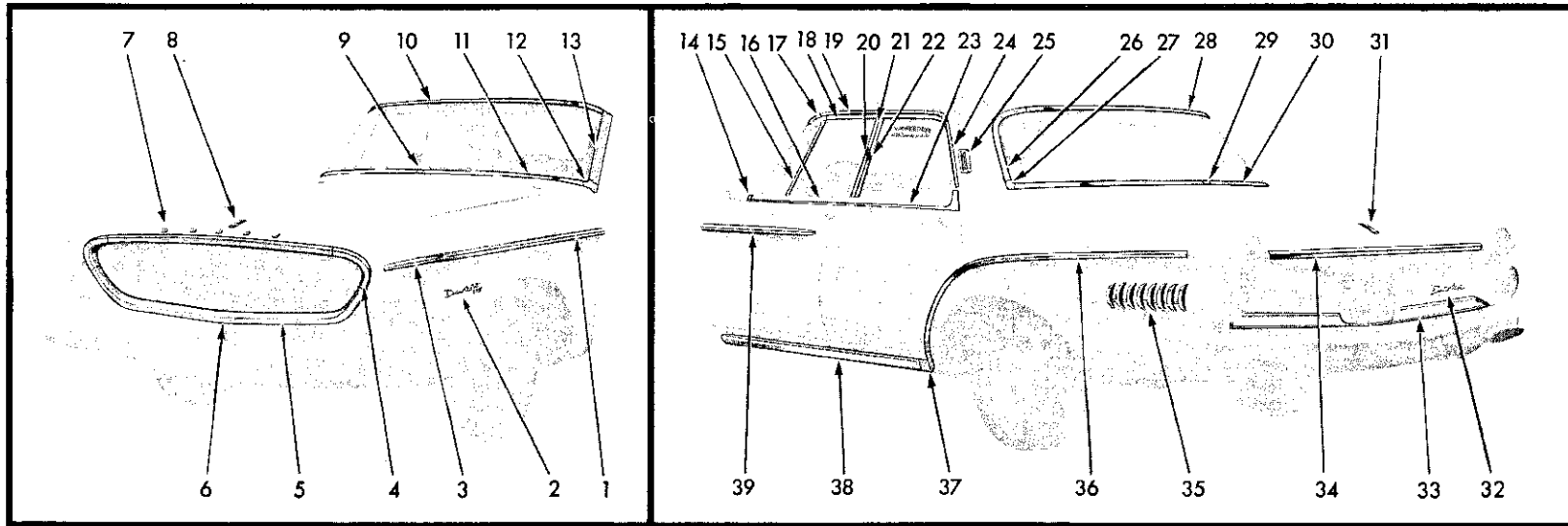
All Packages Include Attaching Parts

REF. NO.	QTY	PART NUMBER	DESCRIPTION
10	1	2254 524	COVER, Windshield Outside Finish Lower Moulding Joint (23-23-66)
11	1	2298 552	MOULDING PACKAGE, Windshield Outside Finish Upper (23-23-65)
	8	6000 966	Retainer
12	1	2298 571-2	MOULDING PACKAGE, Windshield Outside Finish Lower (23-23-65)
	10	6000 966	Retainer
13	1	2166 970-1	MOULDING, Windshield Outside Finish Lower End (23-23-65)
14	1	2166 966-7	MOULDING, Windshield Outside Finish Side (23-23-65)
15	1	2298 713-4	MOULDING PACKAGE, Front Door Belt Front (23-23-32)
	2	9416 282	Screw
16	4	2254 031	MOULDING, Front Door Vent Wing Division Channel (23-23-36)
17	1	2298 702-3	MOULDING PACKAGE, Front Door Belt Rear (23-23-32)
	12	6001 071	Clip
18	1	2254 314-5	CAP, Roof Side Drain Trough Moulding Front End (23-59-57)
19	1	2216 090-1	MOULDING, Roof Side Drain Trough (23-59-61)
20	1	2298 709-10	MOULDING PACKAGE, Rear Door Belt (23-23-33)
	10	6001 031	Clip
21	1	2254 918-9	LOCKINGSTRIP, Quarter Window Glass Weatherstrip Mylar (23-63-110)
22	1	2251 802-3	MOULDING, Tailgate Opening Rear Upper Pillar Outside Finish (23-23-60)
23	1	2251 373	ORNAMENT, Tailgate Electric Window Lift (23-54-11)

MOULDINGS - DART 330 SD1-2(M) SUBURBAN

REF. NO.	QTY	PART NUMBER	DESCRIPTION
24	1	2251 810	MEDALLION, Tailgate Outside Panel (23-54-11)
	2	1839 995	Nut
25	1	2254 773	NAME PLATE, Tailgate Outside Panel Dodge Script (23-54-11)
	3	1839 995	Nut
26	1	2275 949	MOULDING PACKAGE, Tailgate Outside Panel (23-23-61)
	5	6001 033	Clip
	2	6001 020	Clip 2 151 497 Nut
27	1	2275 995	MOULDING PACKAGE, Tailgate Outside Panel Belt (23-23-61)
	2	125 978	Screw 7 6001 232 Clip
28	1	2275 304-5	MOULDING PACKAGE, Quarter Panel Upper (23-23-39)
29	1	2298 569-70	MOULDING PACKAGE, Quarter Panel Lower Rear (23-23-39)
	18	6000 486	Clip
30	1	2299 374	MOULDING PACKAGE, Quarter Panel Belt, Right (23-23-39)
	1	2299 399	MOULDING PACKAGE, Quarter Panel Belt, Left (23-23-39)
	4	6001 031	Clip
31	1	2275 900-1	MOULDING PACKAGE, Quarter Panel Lower Front (23-23-39)
	2	-----	Screw 2 ----- Nut
32	1	2275 945-6	MOULDING PACKAGE, Body Side Sill (23-23-2)
	10	6000 995	Retainer 2 6023 331 Screw
33	1	2275 943-4	MOULDING PACKAGE, Front Door Lower (23-23-32)
	6	6000 993	Clip
	4	6000 951	Clip
	4	151 497	Nut
34	2	2254 643	NAME PLATE, Door (23-11-21)
	6	6000 050	Clip

Part Type Code is Indicated in Parentheses 19x9270C



REF. NO.	QTY	PART NUMBER	DESCRIPTION
1	1	2298 678-9	MOULDING PACKAGE, Fender Side Rear (12-15-2)
2	2	6001 236	Clip 8 6001 051 Retainer
2	2	6000 993	Clip 8 6006 438 Nut
2	2	2099 966	NAME PLATE, Fender Side (12-15-21)
6	6	6000 616	Nut
3	1	2298 676-7	MOULDING PACKAGE, Fender Side Front (12-15-2)
2	2	6001 236	Clip
4	4	6001 235	Clip
4	1	2298 683-4	MOULDING PACKAGE, Fender Front Upper (12-15-2)
2	2	6000 963	Clip
2	2	6001 225	Clip
2	2	6001 227	Clip
5	1	2298 681-2	MOULDING PACKAGE, Radiator Grille Panel (7-16-36)
8	8	6001 227	Clip
6	1	2298 680	COVER PACKAGE, Radiator Grille Panel Moulding Joint (7-16-44)
1	1	----	Nut
2	2	2099 517	LETTER, Hood Front "D" (15-06-16)
1	1	2099 518	"O" (15-06-16)
1	1	2099 519	"G" (15-06-16)
1	1	2099 520	"E" (15-06-16)
10	10	6000 616	Nut
8	1	2099 522	MEDALLION, Hood (15-06-6)
2	2	6000 955	Nut
9	1	2254 524	COVER, Windshield Outside Finish Lower Molding Joint (23-23-66)
10	1	2298 552	MOULDING PACKAGE, Windshield Outside Finish Upper (23-23-65)
8	8	6000 966	Retainer

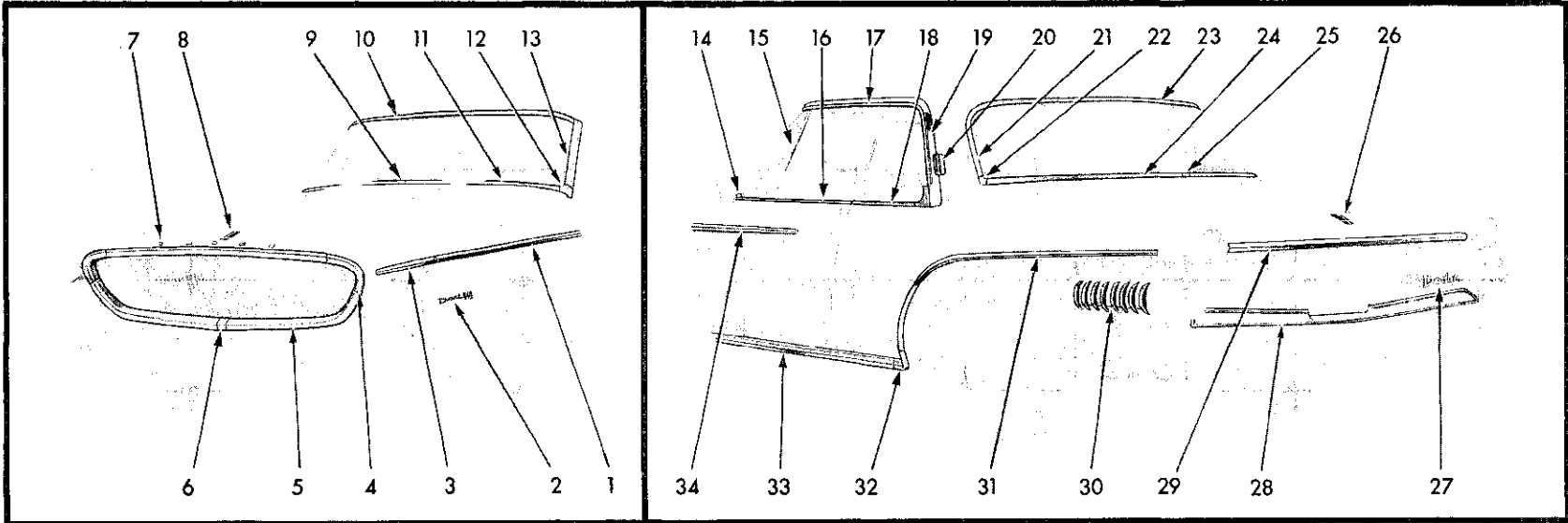
All Packages Include Attaching Parts

REF. NO.	QTY	PART NUMBER	DESCRIPTION
11	1	2298 571-2	MOULDING PACKAGE, Windshield Outside Finish Lower (23-23-65)
10	10	6000 966	Retainer
12	1	2166 970-1	MOULDING, Windshield Outside Finish Lower End (23-23-65)
13	1	2166 966-7	MOULDING, Windshield Outside Finish Side (23-23-65)
14	1	2298 713-4	MOULDING PACKAGE, Front Door Belt Front (23-23-32)
2	2	9416 282	Screw
15	4	2254 031	MOULDING, Front Door Vent Wing Division Channel (23-23-36)
16	1	2298 702-3	MOULDING PACKAGE, Front Door Belt Rear (23-23-32)
12	12	6001 071	Clip
17	1	2254 314-5	CAP, Roof Side Drain Trough Moulding Front End (23-59-57)
18	1	2167 996-7	MOULDING, Front Door Upper (23-23-32)
19	1	2216 090-1	MOULDING, Roof Side Drain Trough (23-59-61)
20	1	2167 998-9	MOULDING, Front Door Rear (23-23-32)
21	1	2216 356-7	PANEL, Center Pillar Upper Finish (23-23-16)
22	1	2167 998-9	MOULDING, Rear Door Front (23-23-33)
23	1	2298 709-10	MOULDING PACKAGE, Rear Door Belt (23-23-33)
10	10	6001 031	Clip
24	1	2216 036-7	MOULDING, Rear Door Upper (23-23-33)
25	1	2216 218-9	MEDALLION, Roof Panel Side (23-34-334)
4	4	152 259	Nut Seal
26	1	2298 554-5	MOULDING PACKAGE, Rear Window Outside Finish Side (23-23-52)
6	6	6000 966	Retainer
27	1	2254 066-7	COVER, Rear Window Outside Finish Side to Lower Mldg. Joint (23-23-41)
28	1	2298 556	MOULDING PACKAGE, Rear Window Outside Finish Upper (23-23-52)
5	5	6000 966	Retainer

REF. NO.	QTY	PART NUMBER	DESCRIPTION
29	1	2254 524	COVER, Rear Window Outside Finish Lower Mldg. Joint (23-23-41)
30	1	2421 206	MOULDING PACKAGE, Rear Window Outside Finish Lower (23-23-52)
10	10	6000 966	Retainer
31	1	2167 974	MEDALLION, Deck Lid (23-19-114)
2	2	6000 960	Clip
32	1	2254 773	NAME PLATE, Deck Opening Lower Panel (23-34-184)
3	3	152 259	Nut & Washer
33	1	2254 370-1	PANEL, Deck Lower Panel Finish (23-23-28)
7	7	9414 080	Screw
8	8	----	Nut
34	1	2275 919	MOULDING PACKAGE, Deck Lid (23-23-30)
6	6	6000 996	Retainer
6	6	441 256	Nut
35	1	2167 970-1	ORNAMENT, Quarter Panel Louver (23-34-334)
36	1	2275 947-8	MOULDING PACKAGE, Quarter Panel Rear (23-23-39)
2	2	6001 007	Retainer
8	8	6001 009	Retainer
4	4	6001 008	Retainer
6	6	----	Nut
37	1	2254 122-3	MOULDING, Quarter Panel Front (23-23-39)
2	2	161 895	Screw
38	1	2275 945-6	MOULDING PACKAGE, Body Side Sill (23-23-2)
10	10	6000 995	Retainer
2	2	6023 331	Screw
39	1	2275 943-4	MOULDING PACKAGE, Front Door Lower (23-23-32)
6	6	6000 993	Clip
4	4	6000 951	Clip
4	4	151 497	Nut

Part Type Code is Indicated in Parentheses **19x9268B**

MOULDINGS - DART 440 SD1-2(H) 4 DOOR SEDAN



REF. NO.	QTY	PART NUMBER	DESCRIPTION
1	1	2298 678-9	MOULDING PACKAGE, Fender Side Rear (12-15-2)
2	2	6001 236	Clip 8 6001 051 Retainer
2	2	6000 993	Clip 8 6006 438 Nut
2	2	2099 966	NAME PLATE, Fender Side (12-15-21)
6	6	6000 616	Nut
3	1	2298 676-7	MOULDING PACKAGE, Fender Side Front (12-15-2)
2	2	6001 236	Clip
4	4	6001 235	Clip
4	1	2298 683-4	MOULDING PACKAGE, Fender Front Upper (12-15-2)
2	2	6000 963	Clip
2	2	6001 225	Clip
2	2	6001 227	Clip
5	1	2298 681-2	MOULDING PACKAGE, Radiator Grille Panel (7-16-36)
8	8	6001 227	Clip
6	1	2298 680	COVER PACKAGE, Radiator Grille Panel Moulding Joint (7-16-44)
1	1	-----	Nut
7	2	2099 517	LETTER, Hood Front "D" (15-06-16)
1	1	2099 518	"O" (15-06-16)
1	1	2099 519	"G" (15-06-16)
1	1	2099 520	"E" (15-06-16)
10	10	6000 616	Nut
8	1	2099 522	MEDALLION, Hood (15-06-6)
2	2	6000 955	Nut
9	1	2254 524	COVER, Windshield Outside Finish Lower Moulding Joint (23-23-66)
10	1	2298 552	MOULDING PACKAGE, Windshield Outside Finish Upper (23-23-65)
8	8	6000 966	Retainer

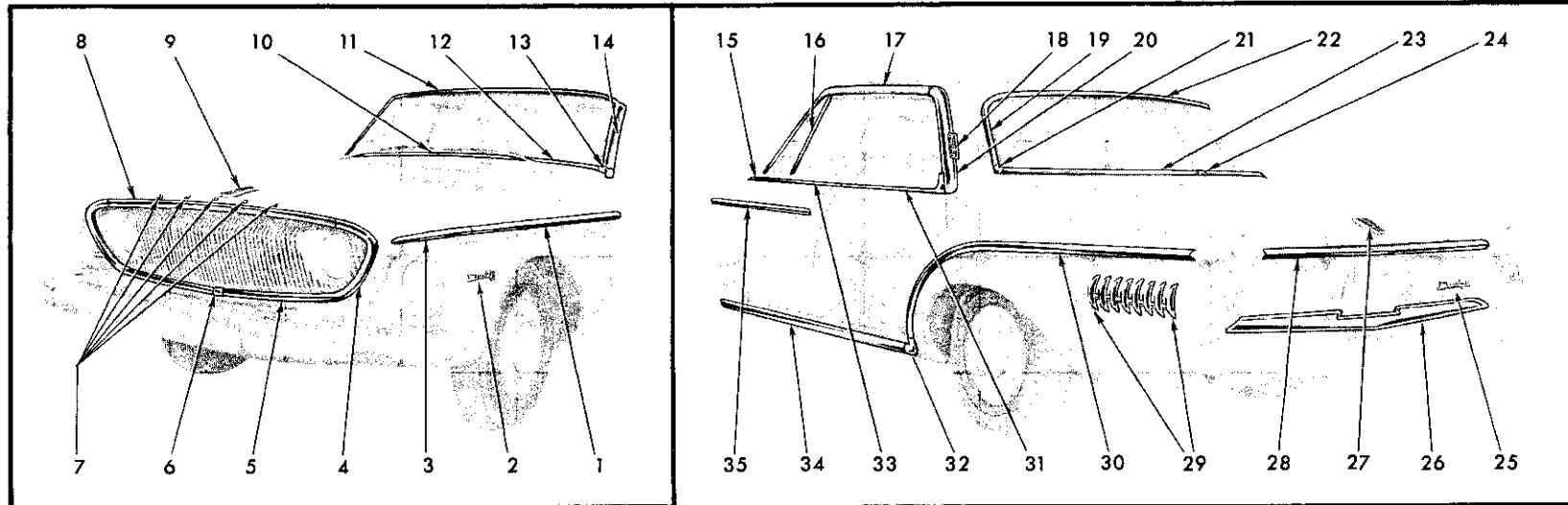
All Packages Include Attaching Parts

REF. NO.	QTY	PART NUMBER	DESCRIPTION
11	1	2298 571-2	MOULDING PACKAGE, Windshield Outside Finish Lower (23-23-65)
10	10	6000 966	Retainer
12	1	2166 970-1	MOULDING, Windshield Outside Finish Lower End (23-23-65)
13	1	2166 966-7	MOULDING, Windshield Outside Finish Side (23-23-65)
14	1	2298 713-4	MOULDING PACKAGE, Door Belt Front (23-23-32)
2	2	9416 282	Screw
4	4	2254 031	MOULDING, Front Door Vent Wing Division Channel (23-23-36)
16	1	2298 704-5	MOULDING PACKAGE, Door Belt Rear (23-23-32)
14	14	-----	Clip
17	1	2216 042-3	MOULDING, Roof Panel Outside Finish Front (23-23-42)
18	1	2298 721-2	MOULDING PACKAGE, Quarter Panel Belt (23-23-39)
8	8	6001 019	Clip
2	2	9417 316	Screw
2	2	-----	Nut
19	1	2167 978-9	MOULDING, Roof Panel Outside Finish Side Rear (23-23-42)
20	1	2216 218-9	MEDALLION, Roof Panel Side (23-34-334)
4	4	152 259	Nut Seal
21	1	2298 554-5	MOULDING PACKAGE, Rear Window Outside Finish Side (23-23-52)
6	6	6000 966	Retainer
22	1	2254 066-7	COVER, Rear Window Outside Finish Side to Lower Moulding Joint (23-23-41)
23	1	2298 556	MOULDING PACKAGE, Rear Window Outside Finish Upper (23-23-52)
5	5	6000 966	Retainer

REF. NO.	QTY	PART NUMBER	DESCRIPTION
24	1	2421 206	MOULDING PACKAGE, Rear Window Outside Finish Lower (23-23-41)
10	10	6000 966	Retainer
25	1	2254 524	COVER, Rear Window Outside Finish Lower Moulding Joint (23-23-41)
26	1	2167 974	MEDALLION, Deck Lid (23-19-114)
2	2	6000 960	Clip
27	1	2254 773	NAME PLATE, Deck Opening Lower Panel (23-34-184)
3	3	152 259	Nut & Washer
28	1	2254 370-1	PANEL, Deck Lower Panel Finish (23-23-28)
7	7	9414 080	Screw
8	8	-----	Nut
29	1	2275 919	MOULDING PACKAGE, Deck Lid (23-23-30)
6	6	6000 996	Retainer
6	6	441 256	Nut
30	1	2167 970-1	ORNAMENT, Quarter Panel Louver (23-34-334)
4	4	6022 997	Washer 6 ----- Nut
4	4	2254 396	Spacer
31	1	2275 947-8	MOULDING PACKAGE, Quarter Panel Rear (23-23-39)
2	2	6001 007	Retainer 4 6001 008 Retainer
8	8	6001 009	Retainer 6 ----- Nut
32	1	2254 122-3	MOULDING, Quarter Panel Front (23-23-39)
2	2	161 895	Screw
33	1	2275 945-6	MOULDING PACKAGE, Body Side Sill (23-23-2)
10	10	6000 995	Retainer
2	2	6023 331	Screw
34	1	2275 943-4	MOULDING PACKAGE, Door Lower (23-23-32)
6	6	6000 993	Clip 4 151 497 Nut
4	4	6000 951	Clip

Part Type Code is Indicated in Parentheses 19x9271B

MOULDINGS - DART 440 SD1-2(H) SPECIAL CLUB COUPE



REF. NO.	QTY	PART NUMBER	DESCRIPTION
1	1	2298 678-9	MOULDING PACKAGE, Fender Side Rear (12-15-2)
2	2	6001 236	Clip
2	2	6000 993	Clip
8	8	6001 051	Retainer
2	2	2099 966	NAME PLATE, Fender Side (12-15-21)
6	6	6000 616	Nut
3	1	2298 676-7	MOULDING PACKAGE, Fender Side Front (12-15-2)
2	2	6001 236	Clip
4	4	6001 235	Clip
6	6	6006 438	Nut
4	1	2298 683-4	MOULDING PACKAGE, Fender Front Upper (12-15-2)
2	2	6000 963	Clip
2	2	6001 225	Clip
2	2	6001 227	Clip
5	1	2298 681-2	MOULDING PACKAGE, Radiator Grille Panel Lower (7-16-36)
8	8	6001 227	Clip
6	1	2298 680	COVER PACKAGE, Radiator Grille Panel Moulding Joint (7-16-44)
1	1	-----	Nut
7	2	2099 517	LETTER, Hood Front "D" (15-06-16)
1	1	2099 518	LETTER, Hood Front "O"
1	1	2099 519	LETTER, Hood Front "G"
1	1	2099 520	LETTER, Hood Front "E"
8	1	2298 675	MOULDING PACKAGE, Hood Front (15-25-2)
4	4	6001 217	Clip
4	4	-----	Nut
9	1	2099 522	MEDALLION, Hood Top (15-06-6)
2	2	6000 955	Nut
10	1	2254 524	COVER, Windshield Outside Finish Lower Moulding Joint (23-23-66)

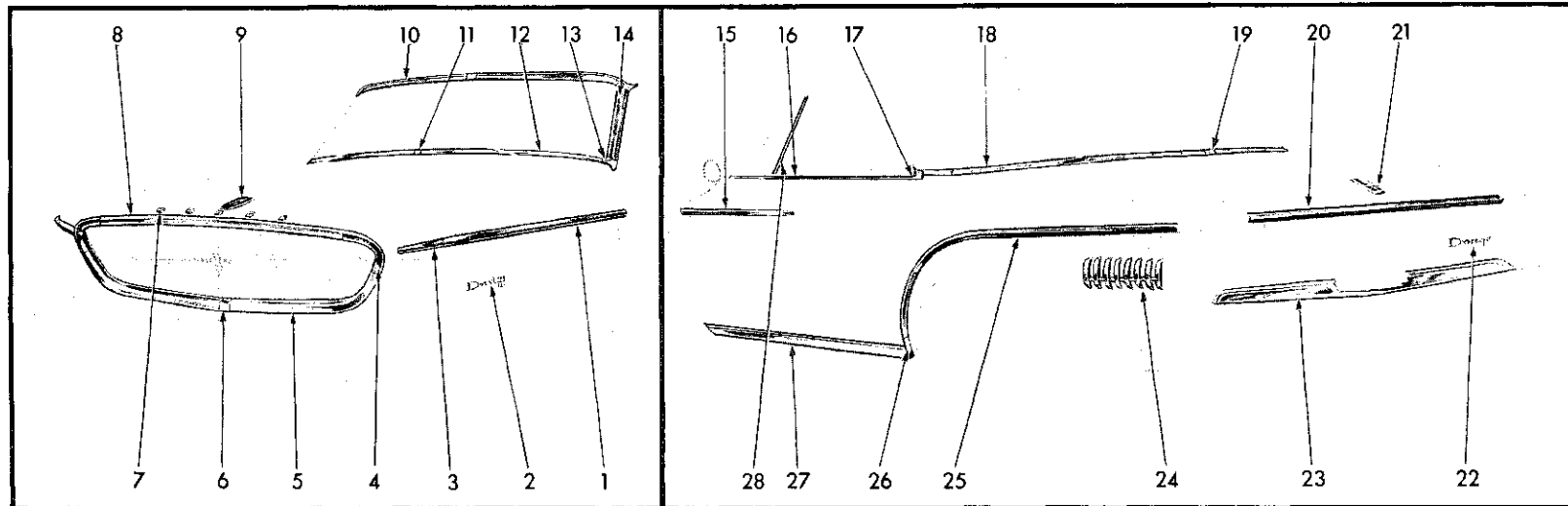
All Packages Include Attaching Parts

REF. NO.	QTY	PART NUMBER	DESCRIPTION
11	1	2298 552	MOULDING PACKAGE, Windshield Outside Finish Upper (23-23-65)
8	8	6000 966	Retainer
12	1	2298 571-2	MOULDING PACKAGE, Windshield Outside Finish Lower (23-23-65)
10	10	6000 966	Retainer
13	1	2166 970-1	MOULDING, Windshield Outside Finish Lower End (23-23-65)
14	1	2166 966-7	MOULDING, Windshield Outside Finish Side (23-23-65)
15	1	2298 713-4	MOULDING PACKAGE, Front Door Belt Front (23-23-32)
2	2	9416 282	Screw
16	4	2254 031	MOULDING, Front Door Vent Wing Division Channel (23-23-36)
17	1	2216 042-3	MOULDING, Roof Panel Outside Finish Front (23-23-42)
18	1	2216 218-9	MEDALLION, Roof Panel Side (23-34-334)
4	4	152 259	Nut
19	1	2298 554-5	MOULDING PACKAGE, Rear Window Outside Finish Side (23-23-52)
6	6	6000 966	Retainer
20	1	2252 270-1	MOULDING, Roof Panel Outside Finish Side Rear (23-23-42)
21	1	2254 066-7	COVER, Rear Window Outside Finish Side to Lower Moulding Joint (23-23-41)
22	1	2298 556	MOULDING PACKAGE, Rear Window Outside Finish Upper (23-23-52)
5	5	6000 966	Retainer
23	1	2421-206	MOULDING PACKAGE, Rear Window Outside Finish Lower (23-23-52)
10	10	6000 966	Retainer
24	1	2254 524	COVER, Rear Window Outside Finish Lower Moulding Joint (23-23-41)
25	1	2254 773	NAME PLATE, Deck Opening Lower Panel (23-34-184)
3	3	152 259	Nut and Washer

REF. NO.	QTY	PART NUMBER	DESCRIPTION
26	1	2254 370-1	PANEL, Deck Opening Lower Panel Finish (23-23-28)
8	8	-----	Nut
7	7	9414 080	Screw
27	1	2167 974	MEDALLION, Deck Lid (23-19-114)
2	2	6000 960	Clip
28	1	2275 919	MOULDING PACKAGE, Deck Lid (23-23-30)
6	6	6000 996	Retainer
6	6	441 256	Nut
29	1	2167 970-1	ORNAMENT, Quarter Panel Lower (23-34-334)
4	4	6022 997	Washer
6	6	-----	Nut
4	4	2254 396	Spacer
30	1	2275 947-8	MOULDING PACKAGE, Quarter Panel Lower Rear (23-23-39)
2	2	6001 007	Retainer
6	6	6001 008	Retainer
8	8	6001 009	Retainer
31	1	2298 719-20	MOULDING PACKAGE, Rear Door Belt (23-23-33)
10	10	6001 031	Clip
32	1	2254 122-3	MOULDING, Quarter Panel Lower Front, w/Retainer (23-23-39)
2	2	161 895	Screw
33	1	2298 702-3	MOULDING PACKAGE, Front Door Belt Rear (23-23-32)
12	12	6001 071	Clip
34	1	2275 945-6	MOULDING PACKAGE, Body Side Sill (23-23-2)
10	10	6000 995	Retainer
2	2	6023 331	Screw
35	1	2275 943-4	MOULDING PACKAGE, Front Door Lower (23-23-32)
6	6	6000 993	Clip
4	4	6000 951	Clip
4	4	151 497	Nut

Part Type Code is Indicated in Parentheses 19x9206C

MOULDINGS - DART 440 SD2(H) SPECIAL 4 DOOR SEDAN



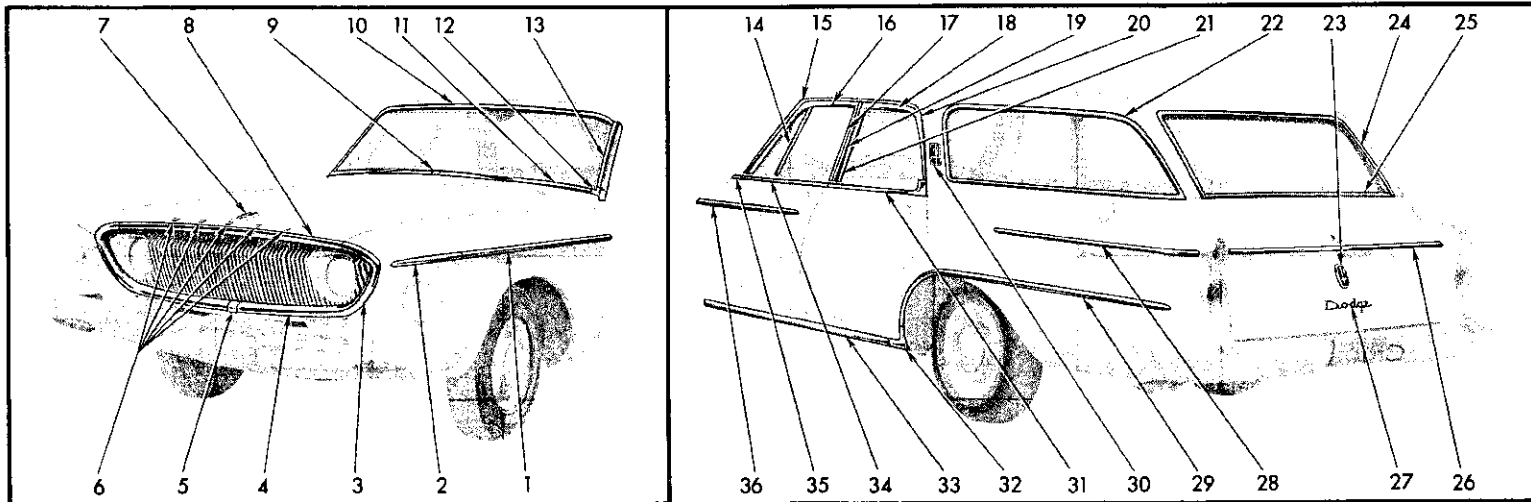
REF. NO.	QTY	PART NUMBER	DESCRIPTION
1	1	2298 678-9	MOULDING PACKAGE, Fender Side Rear (12-15-2)
	2	6001 236	Clip 8 6001 051 Retainer
	2	6000 993	Clip 8 6006 438 Nut
2	2	2099 966	NAME PLATE, Fender Side (12-15-21)
	6	6000 616	Nut
3	1	2298 676-7	MOULDING PACKAGE, Fender Side Front (12-15-2)
	6	6001 236	Clip
4	1	2298 683-4	MOULDING PACKAGE, Fender Front Upper (12-15-2)
	2	6000 963	Clip
	2	6001 225	Clip
	2	6001 227	Clip
5	1	2298 681-2	MOULDING PACKAGE, Grille Lower Panel (7-16-36)
	8	6001 227	Clip
6	1	2298 680	COVER, Grille Lower Panel Moulding Joint (7-16-44)
	1	-----	Nut
7	2	2099 517	LETTER, Hood Front "D" (15-06-16)
	1	2099 518	"O" (15-06-16)
	1	2099 519	"G" (15-06-16)
	1	2099 520	"E" (15-06-16)
	8	6000 616	Nut
8	1	2298 675	MOULDING PACKAGE, Hood Front (15-25-2)
	4	6001 217	Clip
	4	271 472	Nut
9	1	2099 522	MEDALLION, Hood Top (15-06-6)
	2	6000 955	Nut
10	1	2252 056-7	MOULDING and EXTENSION, Windshield Header Outside Finish (23-23-65)
	7	274 109	Screw
	2	9413 197	Screw

All Packages Include Attaching Parts

REF. NO.	QTY	PART NUMBER	DESCRIPTION
11	1	2254 524	COVER, Windshield Outside Finish Lower Mldg. Joint (23-23-66)
12	1	2298 571-2	MOULDING PACKAGE, Windshield Outside Finish Lower (23-23-65)
	10	6000 966	Retainer
13	1	2166 970-1	MOULDING, Windshield Outside Finish Lower End (23-23-65)
14	1	2166 966-7	MOULDING, Windshield Outside Finish Side (23-23-65)
15	1	2275 943-4	MOULDING PACKAGE, Door Lower (23-23-32)
	6	6000 993	Clip 4 151 497 Nut
	4	6000 951	Clip
16	1	2299 406-7	MOULDING PACKAGE, Door Belt (23-23-32)
	6	6023 574	Screw
17	1	2299 408-9	MOULDING PACKAGE, Quarter Panel Belt Front (23-23-39)
	6	188 973	Screw
18	1	2251 638-9	MOULDING, Quarter Panel Belt Rear (23-23-39)
	2	2254 452	Retainer
	2	2254 794	Retainer
	4	6001 004	Nut
	1	2189 852-3	Retainer
	16	-----	Fastener
19	1	2251 635	CAP, Quarter Panel Belt Moulding Rear Center (23-23-41)
20	1	2275 919	MOULDING PACKAGE, Deck Lid (23-23-30)
	6	6000 996	Retainer
	6	441 256	Nut
21	1	2167 974	MEDALLION, Deck Lid (23-19-114)
	2	6000 960	Clip
22	1	2254 773	NAME PLATE, Deck Opening Lower Panel (23-34-184)
	3	152 259	Nut & Washer

REF. NO.	QTY	PART NUMBER	DESCRIPTION
23	1	2254 370-1	PANEL, Deck Lower Panel Finish (23-23-28)
	7	9414 080	Screw
	8	-----	Nut
24	1	2167 970-1	ORNAMENT, Quarter Panel Louver (23-23-334)
	4	6022 997	Washer
	4	2254 396	Spacer
	6	-----	Nut
25	1	2275 947-8	MOULDING PACKAGE, Quarter Panel Lower Rear (23-23-39)
	8	6001 009	Retainer
	4	6001 008	Retainer
	2	6001 007	Retainer
	6	-----	Nut
26	1	2254 122-3	MOULDING, Quarter Panel Lower Front (23-23-39)
	2	161 895	Screw
27	1	2275 945-6	MOULDING PACKAGE, Side Sill (23-23-2)
	10	6000 995	Retainer
	2	6023 331	Screw
28	4	2254 031	MOULDING, Door Vent Wing Division Channel (23-23-36)

Part Type Code is Indicated in Parentheses 19x9286C



REF. NO.	QTY	PART NUMBER	DESCRIPTION
1	1	2298 678-9	MOULDING PACKAGE, Fender Side Rear (12-15-2)
	2	6001 236	Clip 8 6001 051 Retainer
	2	6000 993	Clip 8 6006 438 Nut
2	1	2298 676-7	MOULDING PACKAGE, Fender Side Front (12-15-2)
	2	6001 236	Clip
	4	6001 235	Clip
3	1	2298 683-4	MOULDING PACKAGE, Fender Front Upper (12-15-2)
	2	6000 963	Clip
	2	6001 225	Clip
	2	6001 227	Clip
4	1	2298 681-2	MOULDING PACKAGE, Radiator Grille Panel (7-16-36)
	8	6001 227	Clip
5	1	2298 680	COVER PACKAGE, Radiator Grille Panel Moulding Joint (7-16-44)
	1	----	Nut
6	1	2099 517	LETTER, Hood Front "D" (15-06-16)
	1	2099 518	"O"
	1	2099 519	"G"
	1	2099 520	"E"
	8	6000 616	Nut
7	1	2099 522	MEDALLION, Hood Top (15-06-6)
	2	6000 955	Nut
8	1	2298 675	MOULDING PACKAGE, Hood Front (15-25-2)
	4	6001 217	Clip
	4	271 472	Nut
9	1	2254 524	COVER, Windshield Outside Finish Lower Moulding Joint (23-23-66)
10	1	2298 552	MOULDING PACKAGE, Windshield Outside Finish Upper (23-23-65)
	8	6000 966	Retainer

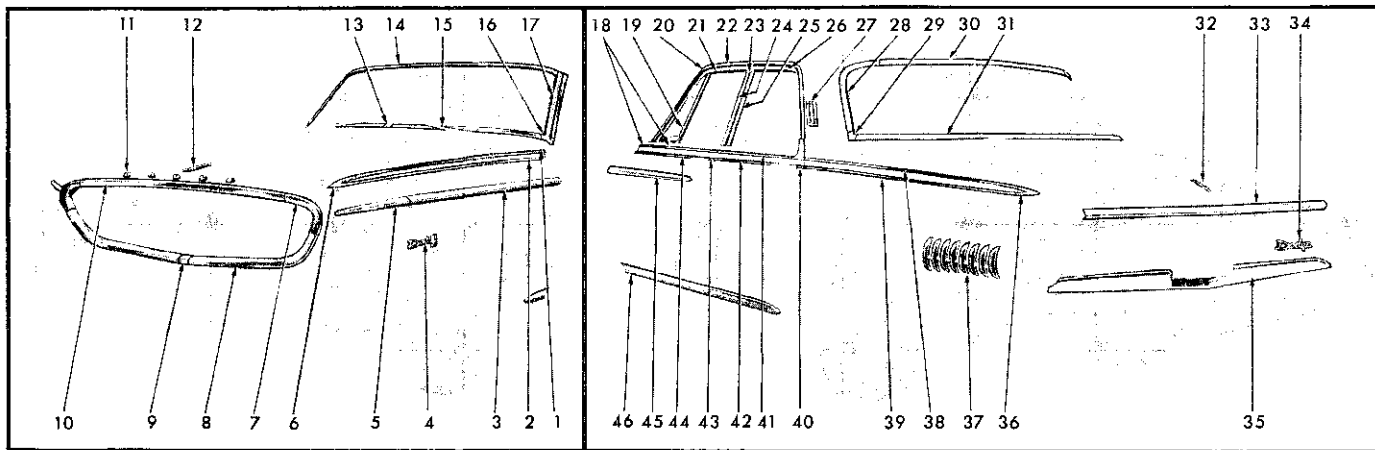
All Packages Include Attaching Parts

REF. NO.	QTY	PART NUMBER	DESCRIPTION
11	1	2298 571-2	MOULDING PACKAGE, Windshield Outside Finish Lower (23-23-65)
	10	6000 966	Retainer
12	1	2166 970-1	MOULDING, Windshield Outside Finish Lower End (23-23-66)
13	1	2166 966-7	MOULDING, Windshield Outside Finish Side (23-23-65)
14	4	2254 031	MOULDING, Front Door Vent Wing Division Channel (23-23-36)
15	1	2254 314-5	CAP, Roof Side Drain Trough Moulding Front End (23-59-57)
16	1	2167 996-7	MOULDING, Front Door Window Frame Upper (23-23-32)
17	1	2167 998-9	MOULDING, Front Door Window Frame Rear (23-23-32)
18	1	2216 036-7	MOULDING, Rear Door Window Frame Upper (23-23-33)
19	1	2216 356-7	PANEL, Center Pillar Upper Finish (23-23-16)
	8	125 978	Screw
20	1	2216 090-1	MOULDING, Roof Side Drain Trough (23-59-61)
21	1	2167 998-9	MOULDING, Rear Door Window Frame Front (23-23-33)
22	2	2255 027	LOCKINGSTRIP, Quarter Window Glass Weatherstrip Rubber (23-63-110)
	1	2254 918-9	LOCKINGSTRIP, Quarter Window Glass Weatherstrip Mylar (23-63-110)
23	1	2251 810	MEDALLION, Tailgate Outside Panel (23-54-11)
	2	1839 995	Nut
24	1	2251 802-3	MOULDING, Tailgate Opening Outside Finish Rear Upper Pillar (23-23-60)
25	1	2275 995	MOULDING PACKAGE, Tailgate Outside Finish Belt (23-23-61)
	2	125 978	Screw 7 6001 232 Clip
26	1	2275 949	MOULDING PACKAGE, Tailgate Outside Finish Outside Panel (23-23-61)
	5	6001 033	Clip 2 151 497 Nut
	2	6001 020	Clip

REF. NO.	QTY	PART NUMBER	DESCRIPTION
27	1	2254 773	NAMEPLATE, Tailgate Outside Panel Dodge Script (23-54-11)
	3	1839 995	Nut
28	1	2275 304-5	MOULDING PACKAGE, Quarter Panel Upper (23-23-39)
	12	6000 137	Clip
	2	6010 093	Clip
	2	151 497	Nut
29	1	2298 569-70	MOULDING PACKAGE, Quarter Panel Lower Rear (23-23-39)
	18	6000 486	Clip
30	1	2254 720-1	MEDALLION, Roof Panel Side (23-34-334)
	4	6000 808	Clip 4 6022 787 Washer
31	1	2298 709-10	MOULDING PACKAGE, Rear Door Belt (23-23-33)
	10	----	Clip
32	1	2275 900-1	MOULDING PACKAGE, Quarter Panel Lower Front (23-23-39)
	2	----	Screw 2 ---- Nut
33	1	2275 945-6	MOULDING PACKAGE, Side Sill (23-23-2)
	10	6000 995	Retainer
	2	6023 331	Screw
34	1	2298 702-3	MOULDING PACKAGE, Front Door Belt Rear (23-23-32)
	12	6001 071	Clip
35	1	2298 713-4	MOULDING PACKAGE, Front Door Belt Front (23-23-32)
	2	9416 282	Screw
36	1	2275 943-4	MOULDING PACKAGE, Front Door Lower (23-23-32)
	6	6000 993	Clip
	4	6000 951	Clip
	4	151 497	Nut

Part Type Code is Indicated in Parentheses 19x9198C

MOULDINGS - DART 440 SD2(H) SUBURBAN



REF. NO.	QTY	PART NUMBER	DESCRIPTION
1	1	2299 354-5	MOULDING PACKAGE, Fender Side Upper (12-15-2)
18	6001 031	Clip	
4	6006 520	Retainer	
4	6000 637	Nut	
2	1	2299 356-7	MOULDING PACKAGE, Fender Side Lower (12-15-2)
18	6001 031	Clip	
4	6006 520	Retainer	
4	6000 637	Nut	
3	1	2298 678-9	MOULDING PACKAGE, Fender Side Rear (12-15-2)
2	6000 993	Clip	
2	6001 236	Clip	
8	6001 051	Retainer	
8	6006 438	Nut	
4	2	2099 966	NAME PLATE, Fender Side (Dart 440)(12-15-21)
6	6000 616	Nut	
5	1	2298 676-7	MOULDING PACKAGE, Fender Side Front (12-15-2)
6	6001 236	Clip	
1	2299 358-9	MOULDING PACKAGE, Fender Side Upper to Lower (12-15-2)	
2	-----	Seal	
2	9415 250	Nut	
7	1	2298 683-4	MOULDING PACKAGE, Fender Front Upper (12-15-2)
2	6000 963	Clip	
2	6001 225	Clip	
2	6001 227	Clip	
8	1	2298 681-2	MOULDING PACKAGE, Radiator Grille Lower Panel (7-16-36)
8	6001 227	Clip	
9	1	2298 680	COVER, Radiator Grille Lower Panel Moulding Joint (7-16-44)
1	-----	Nut	
10	1	2298 675	MOULDING PACKAGE, Hood Front (15-25-2)
4	6001 217	Clip	
4	271 472	Nut	
11	2	2099 517	LETTER, Hood Front "D" (15-06-16)
1	2099 518	"O"	
1	2099 519	"H"	
1	2099 520	"E"	
12	1	2099 522	MEDALLION, Hood Top (15-06-6)
2	6000 616	Nut	
13	1	2254 524	COVER, Windshield Outside Finish Lower Moulding Joint (23-23-66)

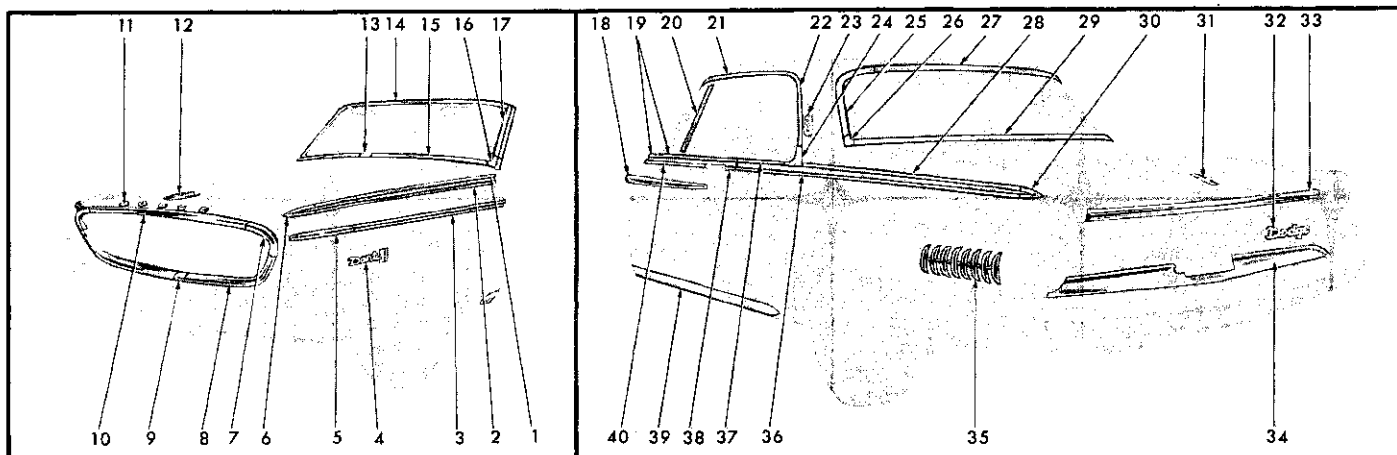
All Packages include Attaching Parts

REF. NO.	QTY	PART NUMBER	DESCRIPTION
14	1	2298 552	MOULDING PACKAGE, Windshield Outside Finish Upper (23-23-65)
8	6000 966	Retainer	
15	1	2298 571-2	MOULDING PACKAGE, Windshield Outside Finish Lower (23-23-65)
10	6000 966	Retainer	
16	1	2166 970-1	MOULDING, Windshield Outside Finish Lower End (23-23-65)
17	1	2166 966-7	MOULDING, Windshield Outside Finish Side (23-23-65)
18	1	2421 432	MOULDING PACKAGE, Front Door Upper Right (23-23-32)
1	6001 030	Retainer	
1	152 259	Nut	
6	6001 031	Clip	
1	2252 199	MOULDING, Front Door Upper Front Left (23-23-32)	
1	2421 433	MOULDING PACKAGE, Front Door Upper Rear (23-23-32)	
1	6001 030	Retainer	
1	152 259	Nut	
6	6001 031	Clip	
19	4	2254 031	MOULDING, Front Door Vent Wing Division Channel (23-23-36)
20	1	2254 314-5	CAP, Roof Side Drain Trough Moulding Front End (23-59-57)
21	1	2167 996-7	MOULDING, Front Door Upper (23-23-32)
22	1	2255 998-9	MOULDING, Roof Side Drain Trough (23-59-61)
23	1	2216 356-7	PANEL, Center Pillar Upper Finish (23-23-16)
24	1	2167 998-9	MOULDING, Front Door Rear (23-23-32)
25	1	2167 998-9	MOULDING, Rear Door Front (23-23-33)
26	1	2216 036-7	MOULDING, Rear Door Upper (23-23-33)
27	1	2216 218-9	MEDALLION, Roof Panel Side (23-34-334)
4	152 259	Nut and Seal	
28	1	2298 554-5	MOULDING PACKAGE, Rear Window Outside Finish Side (23-23-52)
6	6000 966	Retainer	
29	1	2254 056-7	COVER, Rear Window Outside Finish Side to Lower Moulding Joint (23-23-41)
30	1	2298 556	MOULDING PACKAGE, Rear Window Outside Finish Upper (23-23-52)
5	6000 966	Retainer	
31	1	2421 206	MOULDING PACKAGE, Rear Window Outside Finish Lower (23-23-52)
10	6000 966	Retainer	
32	1	2167 974	MEDALLION, Deck Lid (23-19-114)
2	6000 960	Clip	

REF. NO.	QTY	PART NUMBER	DESCRIPTION
33	1	2275 919	MOULDING PACKAGE, Deck Lid (23-23-30)
6	6000 996	Retainer	
6	441 256	Nut	
34	1	2254 773	NAME PLATE, Deck Opening Lower Panel (23-34-184)
3	152 259	Nut and Washer	
35	1	2254 370-1	PANEL, Deck Lower Panel Finish (23-23-28)
7	9414 080	Screw	
8	-----	Nut	
36	2	2298 732	CAP PACKAGE, Quarter Panel Outside Upper and Lower Moulding Rear End (23-23-41)
1	-----	Washer	
1	274 752	Nut	
37	1	2167 970-1	ORNAMENT, Quarter Panel Lower (23-34-334)
4	6022 997	Washer	
4	2254 396	Spacer	
6	-----	Nut	
38	1	2421 436-7	MOULDING PACKAGE, Quarter Panel Upper (23-23-39)
2	6001 030	Retainer	
2	152 259	Nut	
14	6001 031	Clip	
39	1	2421 438-9	MOULDING PACKAGE, Quarter Panel Lower (23-23-39)
2	6001 030	Retainer	
2	152 259	Nut	
14	6001 031	Clip	
40	1	2255 928-9	MOULDING, Rear Door Lower Rear (23-23-33)
41	1	2421 444-5	MOULDING PACKAGE, Rear Door Upper (23-23-33)
10	6001 031	Clip	
42	1	2421 434-5	MOULDING PACKAGE, Rear Door Lower Front (23-23-39)
8	6001 031	Clip	
43	1	2255 926-7	MOULDING, Front Door Lower Rear (23-23-32)
44	1	2421 430-1	MOULDING PACKAGE, Front Door Lower Front (23-23-32)
2	6001 030	Retainer	
2	152 259	Nut	
8	6001 031	Clip	
45	1	2275 943-4	MOULDING PACKAGE, Front Door Lower (23-23-32)
6	6000 993	Clip	
4	6000 951	Clip	
4	151 497	Nut	
46	2	2421 692	MOULDING PACKAGE, Body Side Sill (23-23-2)
2	6023 331	Screw	
10	6000 995	Retainer	

Part Type Code is Indicated in Parentheses 19x9429A

MOULDINGS - DART 440 SPORT SWEEP (SD-H) 4 DOOR SEDAN



REF. NO.	QTY	PART NUMBER	DESCRIPTION
1	1	2299 354-5	MOULDING PACKAGE, Fender Side Upper (12-15-2)
18	4	6001 031	Clip
	4	6006 520	Retainer
	4	6000 437	Nut
2	1	2299 356-7	MOULDING PACKAGE, Fender Side Lower (12-15-2)
18	4	6001 031	Clip
	4	6006 520	Retainer
	4	6000 437	Nut
3	1	2298 678-9	MOULDING PACKAGE, Fender Side Rear (12-15-2)
2	2	6000 993	Clip
	2	6001 236	Clip
	8	6001 051	Retainer
	8	6006 438	Nut
4	2	2099 966	NAME PLATE, Fender Side (Dart 440)(12-15-21)
	6	6000 616	Nut
5	1	2298 676-7	MOULDING PACKAGE, Fender Side Front (12-15-2)
	6	6001 236	Clip
6	1	2299 358-9	MOULDING PACKAGE, Fender Side Upper to Lower (12-15-2)
	2	-----	Seal
	2	9415 250	Nut
7	1	2298 683-4	MOULDING PACKAGE, Fender Front Upper (12-15-2)
	2	6000 963	Clip
	2	6001 225	Clip
	2	6001 227	Clip
8	1	2298 681-2	MOULDING PACKAGE, Radiator Grille Lower Panel (7-16-36)
	8	6001 227	Clip
9	1	2298 680	COVER, Radiator Grille Lower Panel Moulding Joint (7-16-44)
	1	-----	Nut
10	1	2298 675	MOULDING PACKAGE, Hood Front (15-25-2)
	4	6001 217	Clip
	4	271 472	Nut
11	2	2099 517	LETTER, Hood Front, "D" (15-06-16)
	1	2099 518	"O"
	1	2099 519	"G"
	1	2099 520	"E"
	8	6000 616	Nut
12	1	2099 522	MEDALLION, Hood Top (15-06-6)
	2	6000 616	Nut

All Packages Include Attaching Parts

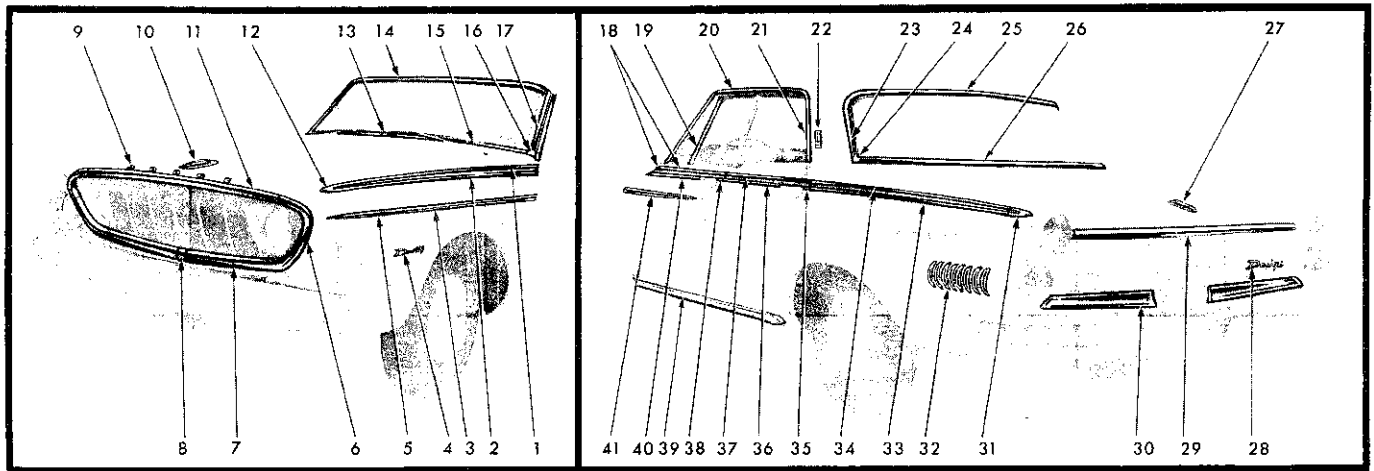
REF. NO.	QTY	PART NUMBER	DESCRIPTION
13	1	2254 524	COVER, Windshield Outside Finish Lower Moulding Joint (23-23-66)
14	1	2298 552	MOULDING PACKAGE, Windshield Outside Finish Upper (23-23-65)
8	6	6000 966	Retainer
15	1	2298 571-2	MOULDING PACKAGE, Windshield Outside Finish Lower (23-23-65)
10	6	6000 966	Retainer
16	1	2166 970-1	MOULDING, Windshield Outside Finish Lower End (23-23-65)
17	1	2166 966-7	MOULDING, Windshield Outside Finish Side (23-23-65)
18	1	2275 943-4	MOULDING PACKAGE, Door Lower (23-23-32)
	6	6000 993	Clip
	4	6000 951	Clip
	4	151 497	Nut
19	1	2299 380	MOULDING PACKAGE, Door Upper Right (23-23-32)
7	6	6000 903	Clip
	1	6006 520	Retainer
	1	271 472	Nut
	1	2252 199	MOULDING, Door Upper Front Left (23-23-32)
	1	2299 379	MOULDING PACKAGE, Door Upper Rear Left (23-23-32)
7	6	6000 903	Clip
	1	6006 520	Retainer
	1	271 472	Nut
20	4	2254 031	MOULDING, Front Door Vent Division Channel (23-23-36)
21	1	2216 042-3	MOULDING, Roof Panel Outside Finish Front (23-23-42)
22	1	2167 978-9	MOULDING, Roof Panel Outside Finish Side Rear (23-23-42)
23	1	2216 218-9	MEDALLION, Roof Panel Side (23-34-334)
	4	152 259	Nut and Seal
24	1	2298 730-1	MOULDING PACKAGE, Quarter Panel Upper Center (23-23-39)
	4	-----	Seal
	4	6000 829	Clip
25	1	2298 354-5	MOULDING PACKAGE, Rear Window Outside Finish Side (23-23-52)
	6	6000 966	Retainer
26	1	2254 066-7	COVER, Rear Window Outside Finish Side to Lower Moulding Joint (23-23-41)
27	1	2298 556	MOULDING PACKAGE, Rear Window Outside Finish Upper (23-23-52)
5	6	6000 966	Retainer

REF. NO.	QTY	PART NUMBER	DESCRIPTION
28	1	2299 360-1	MOULDING PACKAGE, Quarter Panel Upper Rear (23-23-39)
12	4	6001 031	Clip
	4	6006 520	Retainer
	4	271 472	Nut
29	1	2421 206	MOULDING PACKAGE, Rear Window Outside Finish Lower (23-23-41)
10	6	6000 966	Retainer
30	2	2298 732	CAP PACKAGE, Quarter Panel Outside Upper and Lower Moulding Rear End (23-23-41)
	1	-----	Washer
	1	274 752	Nut
31	1	2167 974	MEDALLION, Deck Lid (23-19-114)
	2	6000 960	Clip
32	1	2254 773	NAME PLATE, Deck Opening Lower Panel (23-34-184)
	3	152 259	Nut and Washer
33	1	2275 919	MOULDING PACKAGE, Deck Lid (23-23-30)
	6	6000 996	Retainer
	6	441 256	Nut
34	1	2254 370-1	PANEL, Deck Lid Lower Panel Finish (23-23-28)
	7	9414 080	Screw
	8	-----	Nut
35	1	2167 970-1	ORNAMENT, Quarter Panel Louver (23-34-334)
	4	6022 997	Washer
	4	2254 396	Spacer
	6	-----	Nut
36	1	2299 377-8	MOULDING PACKAGE, Quarter Panel Lower (23-23-39)
24	2	6000 903	Clip
	2	6006 520	Retainer
	2	271 472	Nut
37	2	2299 382	MOULDING PACKAGE, Quarter Panel Upper Front (23-23-39)
	12	6000 903	Clip
38	1	2252 238-9	MOULDING, Door Lower Rear (23-23-32)
39	2	2421 692	MOULDING PACKAGE, Body Side Sill (23-23-2)
	4	6023 331	Screw
	10	6000 995	Retainer
40	1	2299 375-6	MOULDING PACKAGE, Door Lower Front (23-23-32)
	10	6000 903	Clip
	2	6006 520	Retainer
	2	271 472	Nut

Part Type Code is Indicated in Parentheses

19x9428

MOULDINGS - DART 440 SPORT SWEEP (SD-H) SPECIAL CLUB COUPE



REF. NO.	QTY	PART NUMBER	DESCRIPTION
1	1	2299 354-5	MOULDING PACKAGE, Fender Side Upper (12-15-2)
18	4	6001 031	Clip
	4	6006 520	Retainer
	4	6000 637	Nut
2	1	2299 356-7	MOULDING PACKAGE, Fender Side Lower (12-15-2)
18	4	6001 031	Clip
	4	6006 520	Retainer
	4	6000 637	Nut
3	1	2298 678-9	MOULDING PACKAGE, Fender Side Rear (12-15-2)
2	2	6000 993	Clip
	2	6001 236	Clip
	8	6001 051	Retainer
	8	6006 438	Nut
4	2	2099 986	NAME PLATE, Fender Side (Dori 440)(12-15-21)
	6	6000 616	Nut
5	1	2298 676-7	MOULDING PACKAGE, Fender Side Front (12-15-2)
6	6	6001 236	Clip
6	1	2298 683-4	MOULDING PACKAGE, Fender Front Upper (12-15-2)
	2	6000 963	Clip
	2	6001 225	Clip
	2	6001 227	Clip
7	1	2298 681-2	MOULDING PACKAGE, Radiator Grille Lower Panel (7-16-36)
	8	6001 227	Clip
8	1	2298 680	COVER, Radiator Grille Lower Panel Moulding Joint (7-16-44)
	1	-----	Nut
9	1	2099 517	LETTER, Hood Front "D" (15-06-16)
	1	2099 518	"C"
	1	2099 519	"G"
	1	2099 520	"E"
	8	6000 616	Nut
10	1	2099 522	MEDALLION, Hood Top (15-06-6)
	2	6000 616	Nut
11	1	2298 675	MOULDING PACKAGE, Hood Front (15-25-2)
	4	6001 217	Clip
	4	271 472	Nut
12	1	2299 358-9	MOULDING PACKAGE, Fender Side Upper to Lower (12-15-2)
	2	-----	Seal
	2	9415 250	Nut

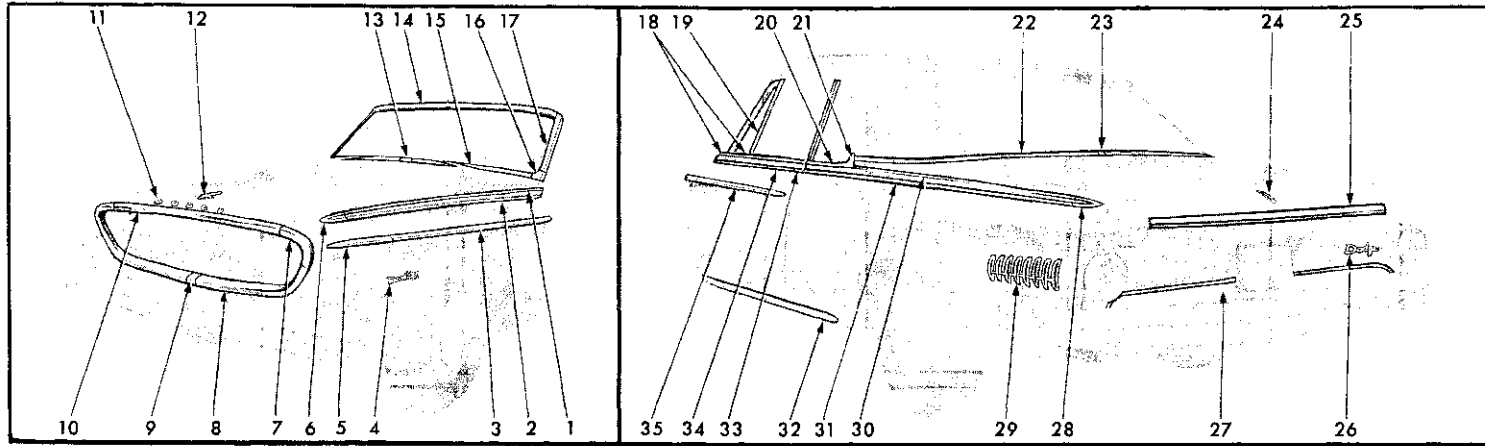
All Packages Include Attaching Parts

REF. NO.	QTY	PART NUMBER	DESCRIPTION
13	1	2254 524	COVER, Windshield Outside Finish Lower Moulding Joint (23-23-66)
14	1	2298 552	MOULDING PACKAGE, Windshield Outside Finish Upper (23-23-65)
	8	6000 966	Retainer
15	1	2298 571-2	MOULDING PACKAGE, Windshield Outside Finish Lower (23-23-65)
	10	6000 966	Retainer
16	1	2166 970-1	MOULDING, Windshield Outside Finish Lower End (23-23-65)
17	1	2166 966-7	MOULDING, Windshield Outside Finish Side (23-23-65)
18	1	2421 432	MOULDING PACKAGE, Front Door Upper Right (23-23-32)
	1	6001 030	Retainer
	1	152 259	Nut
	6	6001 031	Clip
	1	2252 199	MOULDING, Front Door Upper Front Left (23-23-32)
	1	2421 433	MOULDING PACKAGE, Front Door Upper Left Rear (23-23-32)
	1	6001 030	Retainer
	1	152 259	Nut
	6	6001 031	Clip
19	4	2254 031	MOULDING, Front Door Vent Wing Division Channel (23-23-36)
20	1	2216 042-3	MOULDING, Roof Panel Outside Finish Front (23-23-42)
21	1	2252 270-1	MOULDING, Roof Panel Outside Finish Side Rear (23-23-42)
22	1	2216 218-9	MEDALLION, Roof Panel Side (23-34-334)
	4	152 259	Nut
23	1	2298 554-5	MOULDING PACKAGE, Rear Window Outside Finish Side (23-23-52)
	6	6000 966	Retainer
24	1	2254 066-7	COVER, Rear Window Outside Finish Side to Lower Moulding Joint (23-23-41)
25	1	2298 556	MOULDING PACKAGE, Rear Window Outside Finish Upper (23-23-52)
	5	6000 966	Retainer
26	1	2421 206	MOULDING PACKAGE, Rear Window Outside Finish Lower (23-23-52)
	10	6000 966	Retainer
27	1	2167 974	MEDALLION, Deck Lid (23-19-114)
	2	6000 960	Clip
28	1	2254 773	NAME PLATE, Deck Opening Lower Panel (23-34-184)
	3	152 259	Nut and Washer

REF. NO.	QTY	PART NUMBER	DESCRIPTION
29	1	2275 919	MOULDING PACKAGE, Deck Lid (23-23-30)
	6	6000 996	Retainer
	6	441 256	Nut
30	1	2254 370-1	PANEL, Deck Opening Lower Panel Finish (23-23-28)
	8	-----	Nut
	7	9414 080	Screw
31	2	2298 732	CAP PACKAGE, Quarter Panel Moulding End (23-23-41)
	2	-----	Washer
	2	274 752	Nut
32	1	2167 970-1	ORNAMENT, Quarter Panel Louver (23-23-334)
	4	6022 997	Washer
	4	2254 396	Spacer
	6	-----	Nut
33	1	2421 438-9	MOULDING PACKAGE, Quarter Panel Lower (23-23-39)
	2	6001 030	Retainer
	2	152 259	Nut
	14	6001 031	Clip
34	1	2421 436-7	MOULDING PACKAGE, Quarter Panel Upper (23-23-39)
	2	6001 030	Retainer
	2	152 259	Nut
	14	6001 031	Clip
35	1	2255 928-9	MOULDING, Rear Door Lower Rear (23-23-33)
36	1	2421 434-5	MOULDING PACKAGE, Rear Door Lower Front (23-23-33)
	8	6001 031	Clip
37	1	2421 444-5	MOULDING PACKAGE, Rear Door Upper (23-23-33)
	10	6001 031	Clip
38	1	2255 926-7	MOULDING, Front Door Lower Rear (23-23-32)
39	2	2421 692	MOULDING PACKAGE, Body Side Sill (23-23-2)
	4	6023 331	Screw
	10	6000 995	Retainer
40	1	2421 430-1	MOULDING PACKAGE, Front Door Lower Front (23-23-32)
	2	6001 030	Retainer
	2	152 259	Nut
	8	6001 031	Clip
41	1	2275 943-4	MOULDING PACKAGE, Front Door Lower (23-23-32)
	6	6000 993	Clip
	4	6000 951	Clip
	4	151 497	Nut

Part Type Code is Indicated in Parentheses 19x9427A

MOULDINGS - DART 440 SPORT SWEEP (SD-H) SPECIAL 4 DOOR SEDAN



REF. NO.	QTY	PART NUMBER	DESCRIPTION
1	1	2299 354-5	MOULDING PACKAGE, Fender Side Upper (12-15-2)
18	4	6001 031	Clip
	4	6006 520	Retainer
	4	6000 637	Nut
2	1	2299 356-7	MOULDING PACKAGE, Fender Side Lower (12-15-2)
18	4	6001 031	Clip
	4	6006 520	Retainer
	4	6000 637	Nut
3	1	2298 678-9	MOULDING PACKAGE, Fender Side Rear (12-15-2)
2	2	6000 993	Clip
	2	6001 236	Clip
	8	6001 051	Retainer
	8	6006 438	Nut
4	2	2099 966	NAME PLATE, Fender Side (Dart 440)(12-15-21)
	6	6000 616	Nut
5	1	2298 676-7	MOULDING PACKAGE, Fender Side Front (12-15-2)
6	6	6001 236	Clip
6	1	2299 358-9	MOULDING PACKAGE, Fender Side Upper to Lower (12-15-2)
2	2	-----	Seal
	2	9415 250	Nut
7	1	2298 683-4	MOULDING PACKAGE, Fender Front Upper (12-15-2)
2	2	6000 963	Clip
	2	6001 225	Clip
	2	6001 227	Clip
8	1	2298 681-2	MOULDING PACKAGE, Radiator Grille Lower Panel (7-16-36)
8	8	6001 227	Clip
9	1	2298 680	COVER, Radiator Grille Lower Panel Moulding Joint (7-16-44)
1	1	-----	Nut
10	1	2298 675	MOULDING PACKAGE, Hood Front (15-25-2)
4	4	6001 217	Clip
	4	271 472	Nut
11	2	2099 517	LETTER, Hood Front "D" (15-06-16)
	1	2099 518	"O"
	1	2099 519	"G"
	1	2099 520	"E"
	8	6000 616	Nut

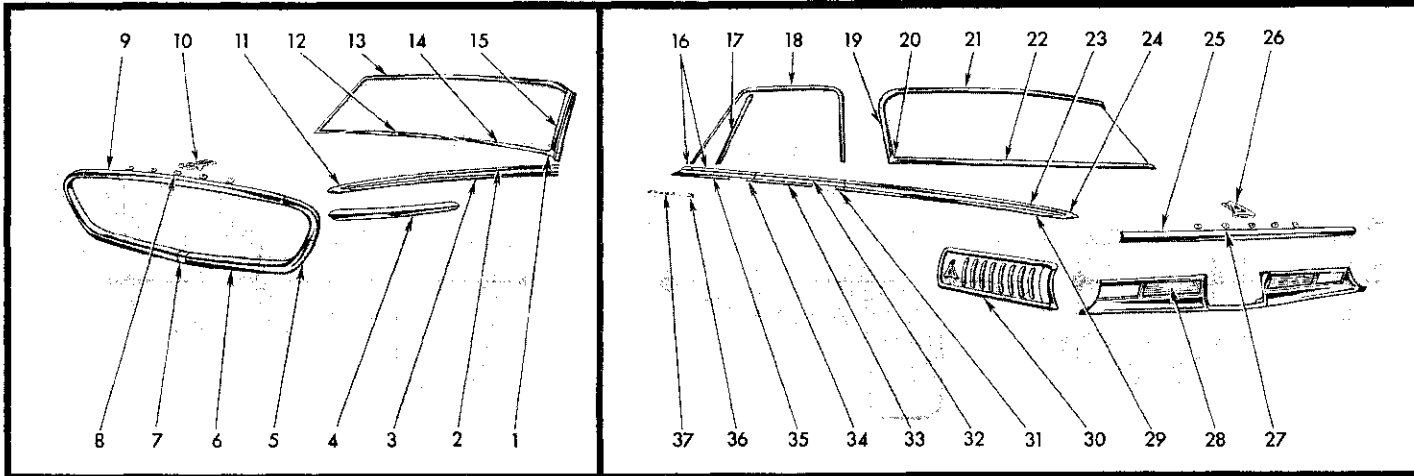
All Packages Include Attaching Parts

REF. NO.	QTY	PART NUMBER	DESCRIPTION
12	1	2099 522	MEDALLION, Hood Top (15-06-6)
	2	6000 616	Nut
13	1	2254 524	COVER, Windshield Outside Finish Lower
14	1	2252 056-7	MOULDING and EXTENSION, Windshield Header Outside (23-23-65)
	7	274 109	Screw
15	1	2298 571-2	MOULDING PACKAGE, Windshield Outside Finish Lower (23-23-65)
16	10	6000 966	Retainer
16	1	2166 970-1	MOULDING, Windshield Outside Finish Lower End (23-23-65)
17	1	2166 966-7	MOULDING, Windshield Outside Finish Side (23-23-65)
18	1	2299 380	MOULDING PACKAGE, Door Upper Right (23-23-32)
7	7	6000 903	Clip
	1	6006 520	Retainer
	1	271 472	Nut
	1	2252 199	MOULDING PACKAGE, Door Upper Front Left (23-23-32)
2	2	9417 530	Screw
1	1	2299 379	MOULDING PACKAGE, Door Upper Rear Left (23-23-32)
7	7	6001 031	Clip
	1	6006 520	Retainer
	1	271 472	Nut
19	4	2254 031	MOULDING, Door Vent Wing Division Channel (23-23-36)
20	2	2299 381	MOULDING PACKAGE, Quarter Panel Upper Front (23-23-39)
12	12	6000 903	Clip
21	1	2252 194-5	MOULDING, Quarter Panel Upper Center (23-23-39)
6	6	6023 247	Screw
22	1	2251 638-9	MOULDING, Quarter Panel Belt Rear (23-23-39)
16	16	6000 433	Fastener
23	1	2251 635	CAP, Quarter Panel Belt Moulding Rear Center (23-23-41)
24	1	2167 974	MEDALLION, Deck Lid (23-19-114)
	2	6000 960	Clip
25	1	2275 919	MOULDING PACKAGE, Deck Lid (23-23-30)
	6	6000 996	Retainer
	6	441 256	Nut

REF. NO.	QTY	PART NUMBER	DESCRIPTION
26	1	2254 773	NAME PLATE, Deck Opening Lower Panel (23-34-184)
3	3	152 259	Nut and Washer
27	1	2254 370-1	PANEL, Deck Lower Panel Finish (23-23-28)
7	7	9414 080	Screw
8	8	-----	Nut
28	2	2298 732	CAP PACKAGE, Quarter Panel Outside Upper and Lower Moulding Rear End (23-23-41)
1	1	-----	Washer
	1	274 752	Nut
29	1	2167 970-1	ORNAMENT, Quarter Panel Louver (23-23-334)
4	4	6022 997	Washer
	4	2254 396	Spacer
	5	-----	Nut
30	1	2299 362-3	MOULDING PACKAGE, Quarter Panel Upper Rear (23-23-39)
16	16	6001 031	Clip
	2	6006 520	Retainer
	2	271 472	Nut
31	1	2299 377-8	MOULDING PACKAGE, Quarter Panel Lower (23-23-39)
24	24	6000 903	Clip
	2	6006 520	Retainer
	2	271 472	Nut
32	2	2421 692	MOULDING PACKAGE, Body Side Sill (23-23-2)
	4	6023 331	Screw
	10	6000 995	Retainer
33	1	2252 238-9	MOULDING, Door Lower Rear (23-23-32)
34	1	2299 375-6	MOULDING PACKAGE, Door Lower Front (23-23-32)
10	10	6000 903	Clip
	2	6006 520	Retainer
	2	271 472	Nut
35	1	2275 943-4	MOULDING PACKAGE, Door Lower (23-23-32)
	6	6000 993	Clip
	4	6000 951	Clip
	4	151 497	Nut

Part Type Code is Indicated in Parentheses 19x9430A

MOULDINGS - DART 440 SPORT SWEEP (SD-H) CONVERTIBLE COUPE



REF. NO.	QTY	PART NUMBER	DESCRIPTION
1	1	2166 970-1	MOULDING, Windshield Outside Finish Lower End (23-23-65)
2	1	2299 354-5	MOULDING PACKAGE, Fender Side Upper (12-15-2)
1B		6001 031	Clip
4		6006 520	Retainer
4		6000 637	Nut
3	1	2299 356-7	MOULDING PACKAGE, Fender Side Lower (12-15-2)
1B		6001 031	Clip
4		6006 520	Retainer
4		6000 637	Nut
4	1	2299 352-3	MOULDING PACKAGE, Fender Side Front (12-15-2)
2		6006 024	Nut
4		6023 361	Screw
4		1602 873	Washer
5	1	2298 683-4	MOULDING PACKAGE, Fender Front Upper (12-15-2)
2		6000 963	Clip
2		6001 225	Clip
2		6001 227	Clip
6	1	2298 681-2	MOULDING PACKAGE, Radiator Grille Lower Panel (7-16-36)
8		6001 227	Clip
7	1	2298 680	COVER, Radiator Grille Lower Panel Moulding Joint (7-16-44)
1		-----	Nut
8	2	2099 517	LETTER, Hood Front "D" (15-06-16)
1		2099 518	"O"
1		2099 519	"G"
1		2099 520	"E"
8		6000 616	Nut
9	1	2298 675	MOULDING PACKAGE, Hood Front (15-25-2)
4		6001 217	Clip
4		271 472	Nut
10	1	2099 522	MEDALLION, Hood Top (15-06-6)
2		6000 616	Nut
11	1	2299 358-9	MOULDING PACKAGE, Fender Side Upper to Lower (12-15-2)
2		-----	Seal
2		9415 250	Nut
12	1	2254 524	COVER, Windshield Outside Finish Lower Moulding Joint (23-23-66)
13	1	2298 552	MOULDING PACKAGE, Windshield Outside Finish Upper (23-23-65)
8		6000 966	Retainer

All Packages Include Attaching Parts

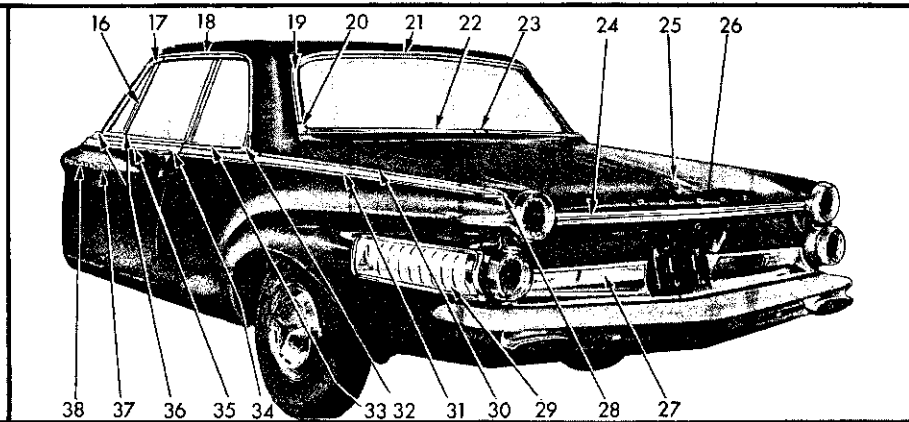
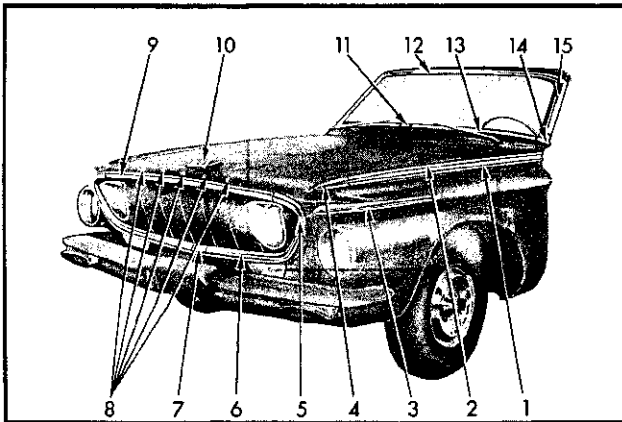
REF. NO.	QTY	PART NUMBER	DESCRIPTION
14	1	2298 571-2	MOULDING PACKAGE, Windshield Outside Finish Lower (23-23-65)
10		6000 966	Retainer
15	1	2166 966-7	MOULDING, Windshield Outside Finish Side (23-23-65)
16	1	2421 432	MOULDING PACKAGE, Front Door Upper Right (23-23-32)
1		6001 030	Retainer
1		152 259	Nut
6		6001 019	Clip
1		2252 199	MOULDING, Front Door Upper Front Left (23-23-32)
1		2421 433	MOULDING PACKAGE, Front Door Upper Rear Left (23-23-32)
1		6001 030	Retainer
1		152 259	Nut
6		6001 019	Clip
17	4	2254 031	MOULDING, Front Door Vent Wing Division Channel (23-23-36)
18	1	2216 090-1	MOULDING, Roof Side Drain Trough (23-59-61)
19	1	2298 554-5	MOULDING PACKAGE, Rear Window Outside Finish Side (23-23-52)
6		6000 966	Retainer
20	1	2254 066-7	COVER, Rear Window Outside Finish Side to Lower Moulding Joint (23-23-41)
21	1	2298 556	MOULDING PACKAGE, Rear Window Outside Finish Upper (23-23-52)
5		6000 966	Retainer
22	1	2421 206	MOULDING PACKAGE, Rear Window Outside Finish Lower (23-23-52)
10		6000 966	Retainer
23	1	2421 436-7	MOULDING PACKAGE, Quarter Panel Upper (23-23-39)
2		6001 030	Retainer
2		152 259	Nut
14		6001 019	Clip
24	2	2298 732	CAP PACKAGE, Quarter Panel Outside Upper and Lower Moulding Rear End (23-23-41)
2		-----	Washer
2		2274 752	Nut
25	1	2275 919	MOULDING PACKAGE, Deck Lid (23-23-30)
6		6000 996	Retainer
6		441 256	Nut
26	1	2252 207	MEDALLION, Deck Lid (23-19-114)
2		2252 282	Seal
2		6000 960	Clip

REF. NO.	QTY	PART NUMBER	DESCRIPTION
27	2	2099 517	"D" LETTER, Deck Lid (23-19-114)
1		2099 518	"O"
1		2099 519	"G"
1		2099 520	"E"
10		6000 616	Nut
28	1	2252 208-9	PANEL, Deck Opening Lower Panel Finish (23-23-28)
1		-----	Screw
12		6023 276	Nut
29	1	2421 438-9	MOULDING PACKAGE, Quarter Panel Lower (23-23-39)
2		6001 030	Retainer
2		152 259	Nut
14		6001 019	Clip
30	1	2255 036-7	ORNAMENT, Quarter Outside Panel, Black (23-34-334)
1		2255 038-9	Red
1		2255 040-1	Brown
1		2255 042-3	Beige
1		2255 044-5	Green
1		2255 046-7	Blue
1		1961 740	Washer
1		274 752	Nut
1		2252 297	Seal
31	1	2255 928-9	MOULDING, Rear Door Lower Rear (23-23-33)
32	1	2421 444-5	MOULDING PACKAGE, Rear Door Upper (23-23-33)
10		6001 031	Clip
33	1	2421 434-5	MOULDING PACKAGE, Rear Door Lower Front (23-23-33)
8		6001 019	Clip
34	1	2255 926-7	MOULDING, Front Door Lower Rear (23-23-32)
35	1	2421 430-1	MOULDING PACKAGE, Front Door Lower Front (23-23-32)
2		6001 030	Retainer
2		152 259	Nut
8		6001 019	Clip
36	2	2252 308	NUMERALS "500", Front Door (23-11-21)
4		6000 176	Clip
37	2	2252 228	"P" LETTER, Front Door Name (23-11-21)
2		2252 229	"O"
2		2252 230	"L"
4		2252 231	"A"
2		2252 232	"R"
24		6000 176	Clip

Part Type Code is Indicated in Parentheses

19x9389A

MOULDINGS - DODGE OLARA 500 SD2(P) SPECIAL 4 DOOR SEDAN



REF. NO.	QTY	PART NUMBER	DESCRIPTION
1	1	2299 356-7	MOULDING PACKAGE, Fender Side Lower (12-15-2)
18		6001 031	Clip
4		6006 520	Retainer
4		6000 637	Nut
2	1	2299 354-5	MOULDING PACKAGE, Fender Side Upper (12-15-2)
18		6001 031	Clip
4		6006 520	Retainer
4		6000 637	Nut
3	1	2299 352-3	MOULDING PACKAGE, Fender Side Front (12-15-2)
2		6006 024	Nut
4		423 539	Screw
4		1602 873	Washer
4	1	2299 358-9	MOULDING PACKAGE, Fender Side Upper to Lower (12-15-2)
2		-----	Seal
2		9415 250	Nut
5	1	2298 683-4	MOULDING PACKAGE, Fender Front Upper (12-15-2)
2		6000 963	Clip
2		6001 225	Clip
2		6001 227	Clip
6	1	2298 681-2	MOULDING PACKAGE, Radiator Grille Panel (7-16-36)
8		6001 227	Clip
7	1	2298 680	COVER, Radiator Grille Panel Moulding Joint (7-16-44)
1		-----	Nut
8	2	2099 517	LETTER, Hood Front "D" (15-06-16)
1		2099 518	"O"
1		2099 519	"G"
1		2099 520	"E"
9	1	2298 675	MOULDING PACKAGE, Hood Front (15-25-2)
10	1	2276 556	ORNAMENT, Hood Top (15-03-18)
11	1	2254 524	COVER, Windshield Outside Finish Lower Moulding Joint (23-23-66)
12	1	2298 552	MOULDING PACKAGE, Windshield Outside Finish Upper (23-23-65)
8		6000 966	Retainer
13	1	2298 571-2	MOULDING PACKAGE, Windshield Outside Finish Lower (23-23-65)
10		6000 966	Retainer
14	1	2166 970-1	MOULDING, Windshield Outside Finish Lower End (23-23-65)
15	1	2166 966-7	MOULDING, Windshield Outside Finish Side (23-23-65)

All Packages include Attaching Parts

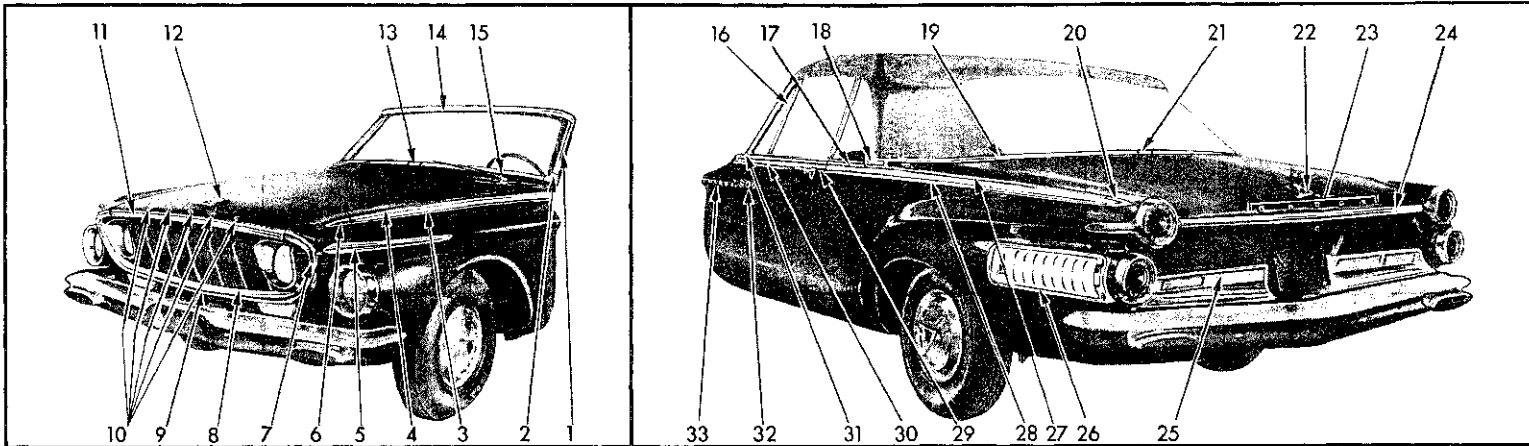
REF. NO.	QTY	PART NUMBER	DESCRIPTION
16	4	2254 031	MOULDING, Door Vent Wing Division Channel (23-23-36)
17	1	2254 314-5	CAP, Roof Side Drain Trough Moulding Front End (23-59-57)
18	1	2216 090-1	MOULDING, Roof Side Drain Trough (23-59-61)
19	1	2298 554-5	MOULDING PACKAGE, Rear Window Outside Finish Side (23-23-52)
6		6000 966	Retainer
20	1	2254 066-7	COVER, Rear Window Outside Finish Side to Lower Moulding Joint (23-23-41)
21	1	2298 556	MOULDING PACKAGE, Rear Window Outside Finish Upper (23-23-52)
5		6000 966	Retainer
22	1	2421 206	MOULDING PACKAGE, Rear Window Outside Finish Lower (23-23-52)
10		6000 966	Retainer
23	1	2254 524	COVER, Rear Window Outside Finish Lower Moulding Joint (23-23-41)
24	1	2275 919	MOULDING PACKAGE, Deck Lid (23-23-30)
6		6000 996	Retainer
6		441 256	Nut
25	1	2252 207	MEDALLION, Deck Lid (23-19-114)
2		2252 282	Seal
2		6000 960	Clip
26	2	2099 517	"D", Deck Lid Name Letter (23-19-114)
1		2099 518	"O"
1		2099 519	"G"
1		2099 520	"E"
10		6000 616	Nut
27	1	2252 208-9	PANEL, Deck Opening Lower Panel Finish (23-23-28)
1		-----	Screw
12		-----	Nut
28	2	2298 732	CAP PACKAGE, Quarter Panel Outside Upper and Lower Moulding Rear End (23-23-41)
1		-----	Washer
1		274 752	Nut
29	1	2255 036-7	ORNAMENT, Quarter Outside Panel, Black (23-34-334)
1		2255 038-9	Red
1		2255 040-1	Brown
1		2255 042-3	Beige
1		2255 044-5	Green Metallic
1		2255 046-7	Blue Metallic
16		1961 740	Washer
16		274 752	Nut
16		2252 297	Seal

MOULDINGS - DODGE SD2(P) SPECIAL CLUB COUPE

REF. NO.	QTY	PART NUMBER	DESCRIPTION
30	1	2299 360-1	MOULDING PACKAGE, Quarter Panel Upper Rear (23-23-39)
12		6001 031	Clip
4		6006 520	Retainer
4		271 472	Nut
31	1	2299 377-8	MOULDING PACKAGE, Quarter Panel Lower (23-23-39)
24		6001 031	Clip
2		6006 520	Retainer
2		271 472	Nut
32	1	2298 730-1	MOULDING PACKAGE, Quarter Panel Upper Center (23-23-39)
4		-----	Seal
4		6000 829	Clip
33	2	2299 382	MOULDING PACKAGE, Quarter Panel Upper Front (23-23-39)
12		6001 031	Clip
34	1	2252 238-9	MOULDING, Door Lower Rear (23-23-32)
35	1	2299 375-6	MOULDING PACKAGE, Door Lower Front (23-23-32)
10		6001 031	Clip
2		6006 520	Retainer
2		271 472	Nut
36	1	2299 380	MOULDING PACKAGE, Door Upper Right (23-23-32)
7		6001 031	Clip
1		6006 520	Retainer
1		271 472	Nut
1		2252 199	MOULDING, Door Upper Front Left (23-23-32)
2		9417 530	Screw
1		2299 379	MOULDING PACKAGE, Door Upper Rear Left (23-23-32)
7		6001 031	Clip
1		6006 520	Retainer
1		271 472	Nut
37	2	2252 308	NUMERALS "500", Door (23-11-21)
4		6000 176	Clip
38	2	2252 228	"P", Door Name Letter (23-11-21)
2		2252 229	"O"
2		2252 230	"L"
4		2252 231	"A"
2		2252 232	"R"
24		6000 176	Clip

Part Type Code is Indicated in Parentheses

19x9308A



REF. NO.	QTY	PART NUMBER	DESCRIPTION
1	1	2166 966-7	MOULDING, Windshield Outside Finish Side (23-23-65)
2	1	2166 970-1	MOULDING, Windshield Outside Finish Lower End (23-23-65)
3	1	2299 356-7	MOULDING PACKAGE, Fender Side Lower (12-15-2)
18	4	6001 031	Clip
4	4	6006 520	Retainer
4	4	6000 637	Nut
4	1	2299 354-5	MOULDING PACKAGE, Fender Side Upper (12-15-2)
18	4	6001 031	Clip
4	4	6006 520	Retainer
4	4	6000 637	Nut
5	1	2299 352-3	MOULDING PACKAGE, Fender Side Front (12-15-2)
2	2	6006 024	Nut
4	4	423 539	Screw
4	4	1602 873	Washer
6	1	2299 358-9	MOULDING PACKAGE, Fender Side Upper to Lower (12-15-2)
2	2	9415 250	Seal
2	2	9415 250	Nut
7	1	2298 683-4	MOULDING PACKAGE, Fender Front Upper (12-15-2)
2	2	6000 963	Clip
2	2	6001 225	Clip
2	2	6001 227	Clip
8	1	2298 681-2	MOULDING PACKAGE, Radiator Grille Panel (7-16-36)
8	8	6001 227	Clip
9	1	2298 680	COVER, Radiator Grille Panel Moulding Joint (7-16-44)
1	1	-----	Nut
10	2	2099 517	LETTER, Hood Front "D" (15-06-16)
1	1	2099 518	LETTER, Hood Front "O"
1	1	2099 519	LETTER, Hood Front "G"
1	1	2099 520	LETTER, Hood Front "E"
10	10	6000 616	Nut
11	1	2298 675	MOULDING PACKAGE, Hood Front (15-25-2)
12	1	2276 556	ORNAMENT, Hood Top (15-03-18)
13	1	2254 524	COVER, Windshield Outside Finish Lower Moulding Joint (23-23-66)

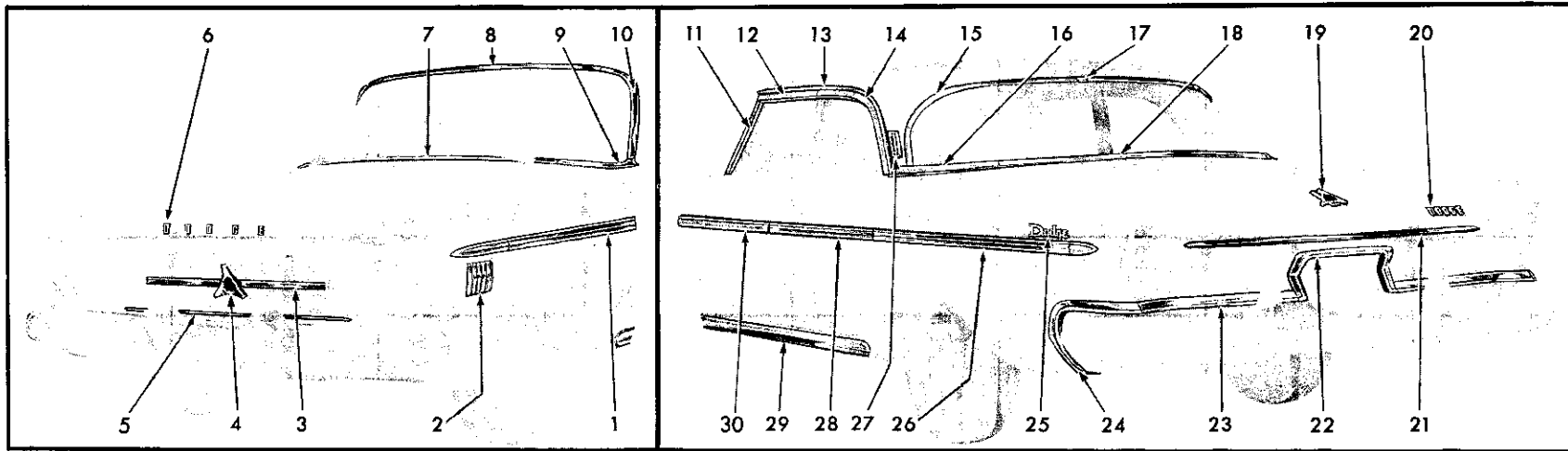
All Packages include Attaching Parts

REF. NO.	QTY	PART NUMBER	DESCRIPTION
14	1	2252 056-7	MOULDING and EXTENSION, Windshield Header Outside (23-23-65)
7	7	274 109	Screw
15	1	2298 571-2	MOULDING PACKAGE, Windshield Outside Finish Lower (23-23-65)
10	10	6000 966	Retainer
16	4	2254 031	MOULDING, Door Vent Wing Division Channel (23-23-36)
17	2	2299 381	MOULDING PACKAGE, Quarter Panel Upper Front (23-23-39)
12	12	6001 031	Clip
18	1	2252 194-5	MOULDING, Quarter Panel Upper Center (23-23-39)
6	6	6023 247	Screw
19	1	2251 638-9	MOULDING, Quarter Panel Belt Rear (23-23-39)
20	2	2298 732	CAP PACKAGE, Quarter Panel Outside Upper and Lower Moulding Rear End (23-23-41)
1	1	-----	Washer
1	1	274 752	Nut
21	1	2251 635	CAP, Quarter Panel Belt Moulding Rear Center (23-23-41)
22	1	2252 207	MEDALLION, Deck Lid (23-19-114)
2	2	2252 262	Seal
2	2	6000 960	Clip
23	2	2099 517	"D", Deck Lid Name Letter (23-19-114)
1	1	2099 518	"O"
1	1	2099 519	"G"
1	1	2099 520	"E"
10	10	6000 616	Nut
24	1	2275 919	MOULDING PACKAGE, Deck Lid (23-23-30)
6	6	6000 996	Retainer
6	6	441 256	Nut
25	1	2252 208-9	PANEL, Deck Opening Lower Panel Finish (23-23-28)
1	1	-----	Screw
12	12	-----	Nut
26	1	2255 036-7	ORNAMENT, Quarter Outside Panel, Black (23-34-334)
1	1	2255 038-9	ORNAMENT, Quarter Outside Panel, Red (23-34-334)
1	1	2255 040-1	ORNAMENT, Quarter Outside Panel, Brown (23-34-334)
1	1	2255 042-3	ORNAMENT, Quarter Outside Panel, Beige (23-34-334)

REF. NO.	QTY	PART NUMBER	DESCRIPTION
1	1	2255 044-5	ORNAMENT, Quarter Outside Panel, Green Metallic (23-34-334)
1	1	2255 046-7	ORNAMENT, Quarter Outside Panel, Blue Metallic (23-34-334)
16	16	1961 740	Washer
16	16	274 752	Nut
16	16	2252 297	Seal
27	1	2299 362-3	MOULDING PACKAGE, Quarter Panel Upper Rear (23-23-39)
16	16	6001 031	Clip
2	2	6006 520	Retainer
2	2	271 472	Nut
28	1	2299 377-8	MOULDING PACKAGE, Quarter Panel Lower (23-23-39)
24	24	6001 031	Clip
2	2	6006 520	Retainer
2	2	271 472	Nut
29	1	2252 238-9	MOULDING, Door Lower Rear (23-23-32)
30	1	2299 375-6	MOULDING PACKAGE, Door Lower Front (23-23-32)
10	10	6001 031	Clip
2	2	6006 520	Retainer
2	2	271 472	Nut
31	1	2299 380	MOULDING PACKAGE, Door Upper Right (23-23-32)
7	7	6001 031	Clip
1	1	6006 520	Retainer
1	1	271 472	Nut
1	1	2252 199	MOULDING PACKAGE, Door Upper Front Left (23-23-32)
2	2	9417 530	Screw
1	1	2299 379	MOULDING PACKAGE, Door Upper Rear Left (23-23-32)
7	7	6001 031	Clip
1	1	6006 520	Retainer
1	1	271 472	Nut
32	2	2252 308	NUMERALS "500", Door (23-11-21)
4	4	6000 176	Clip
2	2	2252 228	"P", Door Name Letter (23-11-21)
2	2	2252 229	"O"
2	2	2252 230	"L"
4	4	2252 231	"A"
2	2	2252 232	"R"
24	24	6000 176	Clip

Part Type Code is Indicated in Parentheses 19x9307A

MOULDINGS - DODGE SD2(P) CONVERTIBLE COUPE



REF. NO.	QTY	PART NUMBER	DESCRIPTION
1	2	2421 652	MOULDING PACKAGE, Fender Side (12-15-2)
	6	6000 716	Clip
	6	6010 189	Clip 2 6006 412 Clip
	2	6010 215	Clip 8 ---- Nut
2	2	2240 824	LOUVERS PACKAGE, Fender Side (12-15-21)
	8	2189 165	Seal 8 6000 616 Nut
3	2	2421 653	MOULDING PACKAGE, Radiator Grille Center (7-16-36)
	6	6001 104	Clip
	6	2417 194	Spacer 6 116 000 Nut
4	1	2266 831	ORNAMENT, Radiator Grille (7-17-1)
	3	274 752	Nut
5	1	2421 884	MOULDING PACKAGE, Radiator Grille Lower (7-16-36)
	6	6001 030	Retainer
	6	152 259	Nut
6	1	2417 189	LETTER, Hood Front Name "D" (15-06-16)
	1	2417 190	"O"
	1	2417 191	"D"
	1	2417 192	"G"
	1	2417 193	"E"
	10	6023 260	Nut
7	1	2084 997	MOULDING PACKAGE, Windshield Outside Finish Lower Center (23-23-65)
	5	6000 685	Clip
8	1	2240 768	MOULDING PACKAGE, Windshield Outside Finish Upper (23-23-65)
	5	6000 927	Clip
9	1	2196 272-3	MOULDING PACKAGE, Windshield Outside Finish Lower End (23-23-65)
	2	6006 685	Clip
10	1	2240 769-70	MOULDING PACKAGE, Windshield Outside Finish Side (23-23-65)
	8	6022 010	Screw
11	1	2240 873-4	MOULDING PACKAGE, Front Door Window Frame Front (23-23-32)
	6	6023 098	Screw
12	1	2240 866-7	MOULDING PACKAGE, Front Door Window Frame Upper (23-23-32)
	6	6022 059	Screw

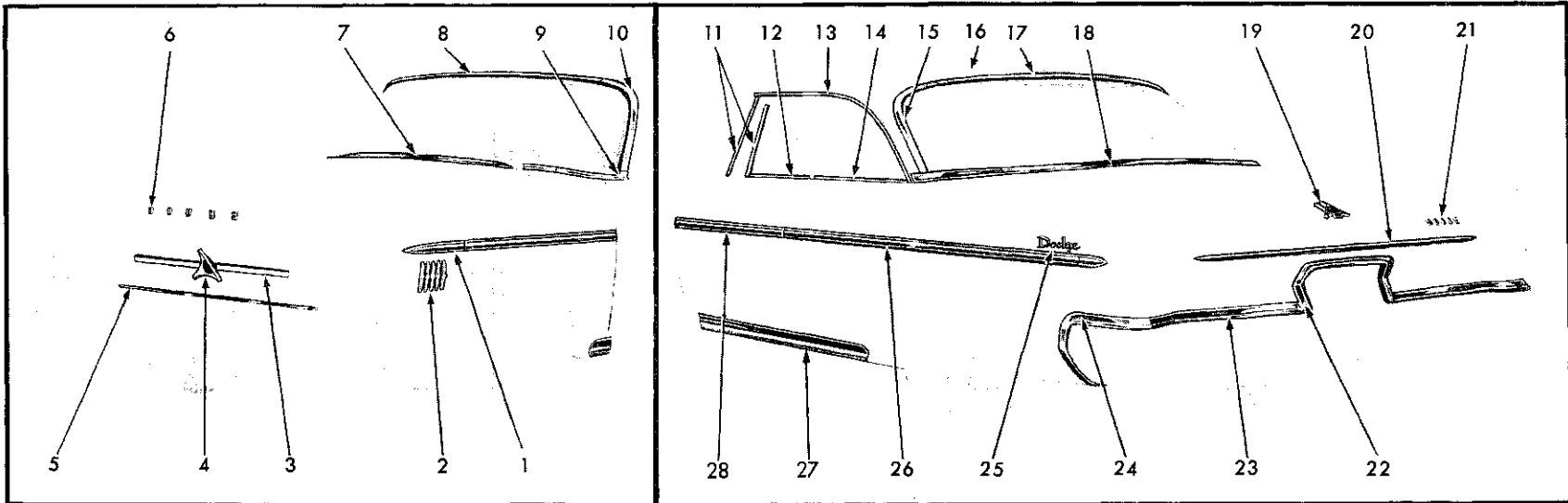
All Packages include Attaching Parts

REF. NO.	QTY	PART NUMBER	DESCRIPTION
13	1	1909 636-7	MOULDING or COVER, Roof Side Drain Trough (23-59-61)
14	1	2240 868-9	MOULDING PACKAGE, Rear Door Window Frame Upper (23-23-33)
	6	6022 059	Screw
15	1	2196 282-3	MOULDING PACKAGE, Rear Window Outside Finish Upper and Side (23-23-52)
	10	6000 692	Clip
16	1	2275 025-6	MOULDING PACKAGE, Rear Window Outside Finish Lower End (23-23-52)
	2	6000 688	Clip
	2	6000 733	Clip
17	1	2093 479	CAP, Rear Window Outside Moulding Upper Center (23-23-41)
18	1	2196 292	MOULDING PACKAGE, Rear Window Outside Finish Lower Center (23-23-52)
	7	6000 689	Clip
19	1	2423 194	MEDALLION, Deck Lid (23-19-114)
	1	-----	Washer
	1	6000 960	Clip
	1	6006 215	Nut
20	2	2417 189	"D", Deck Lid Letter (23-19-114)
	1	2417 190	"O"
	1	2417 192	"G"
	1	2417 193	"E"
	5	152 259	Nut
21	1	2421 589	MOULDING PACKAGE, Deck Lid (23-23-30)
	3	6001 103	Retainer
	3	6022 007	Washer
	1	441 256	Nut
	2	151 497	Nut
22	1	2275 994	MOULDING PACKAGE, Deck Lower Panel License Depression (23-23-23)
	2	6022 052	Washer
	2	9411 618	Nut
	1	2240 987	MOULDING PACKAGE, Deck Lower Panel License Depression (use w/o Side Mouldings) (23-23-23)
	4	6000 970	Clip
	4	-----	Nut

MOULDINGS - DODGE 880 SD3(L) 4 DOOR SEDAN

REF. NO.	QTY	PART NUMBER	DESCRIPTION
23	1	2275 909-10	MOULDING PACKAGE, Deck Lower Panel (use w/2275 994) (23-23-23)
	8	6006 165	Washer
	8	6022 052	Washer
	8	9411 618	Nut
24	1	2275 911-2	MOULDING PACKAGE, Quarter Panel Bumper Depression (23-23-39)
	2	6006 165	Washer
	6	6022 052	Washer
	6	9411 618	Nut
25	2	2254 773	NAME PLATE, Dodge Quarter Outside Panel (23-34-238)
	3	1839 995	Nut
26	1	2421 594-5	MOULDING PACKAGE, Quarter Panel Lower (23-23-39)
	12	6000 716	Retainer
	2	6010 189	Retainer
	2	6023 013	Washer
	2	-----	Nut
27	1	2254 720-1	MEDALLION, Roof Panel Side (23-34-334)
28	1	2421 590-1	MOULDING PACKAGE, Rear Door Lower (23-23-33)
	8	6006 429	Retainer
	2	6010 189	Retainer
	2	-----	Nut
29	2	2421 588	MOULDING PACKAGE, Body Side Sill (23-23-2)
	8	6000 942	Clip
	8	9413 197	Screw
	4	9416 706	Screw
30	1	2421 598-9	MOULDING PACKAGE, Front Door Lower (23-23-32)
	10	6006 429	Clip

Part Type Code is Indicated in Parentheses 19x9417



REF. NO.	QTY	PART NUMBER	DESCRIPTION
1	2	2421 652	MOULDING PACKAGE, Fender Side (12-15-2)
	6	6000 716	Clip
	6	6010 189	Clip
	2	6010 215	Clip
2	2	2240 824	LOUVERS, Fender Side (12-15-21)
	8	2189 165	Seal
3	2	2421 653	MOULDING PACKAGE, Radiator Grille Center (7-16-36)
	6	6001 104	Clip
4	1	2266 831	ORNAMENT, Radiator Grille (7-17-1)
	3	274 752	Nut
5	1	2421 884	MOULDING PACKAGE, Radiator Grille Lower (7-16-36)
	6	6001 030	Retainer
6	1	2417 189	LETTER, Hood Front Name "D" (15-06-16)
	1	2417 190	"O"
	1	2417 191	"D", Center
	1	2417 192	"G"
	1	2417 193	"E"
10	6023 260	Nut	
7	1	2084 997	MOULDING PACKAGE, Windshield Outside Finish Lower Center (23-23-65)
	5	6000 685	Clip
8	1	2240 768	MOULDING PACKAGE, Windshield Outside Finish Upper (23-23-65)
	5	6000 927	Clip
9	1	2196 272-3	MOULDING PACKAGE, Windshield Outside Finish Lower End (23-23-65)
	2	6000 685	Clip
10	1	2240 769-70	MOULDING PACKAGE, Windshield Outside Finish Side (23-23-65)
	8	6022 010	Screw
11	1	2254 484-5	FRAME and CHANNEL, Door Vent Wing Division (23-64-48)
12	1	2298 612-3	MOULDING PACKAGE, Door Belt (23-23-32)
	10	6001 247	Clip
13	1	2093 174-5	MOULDING, Roof Side Drain Trough (23-59-61)

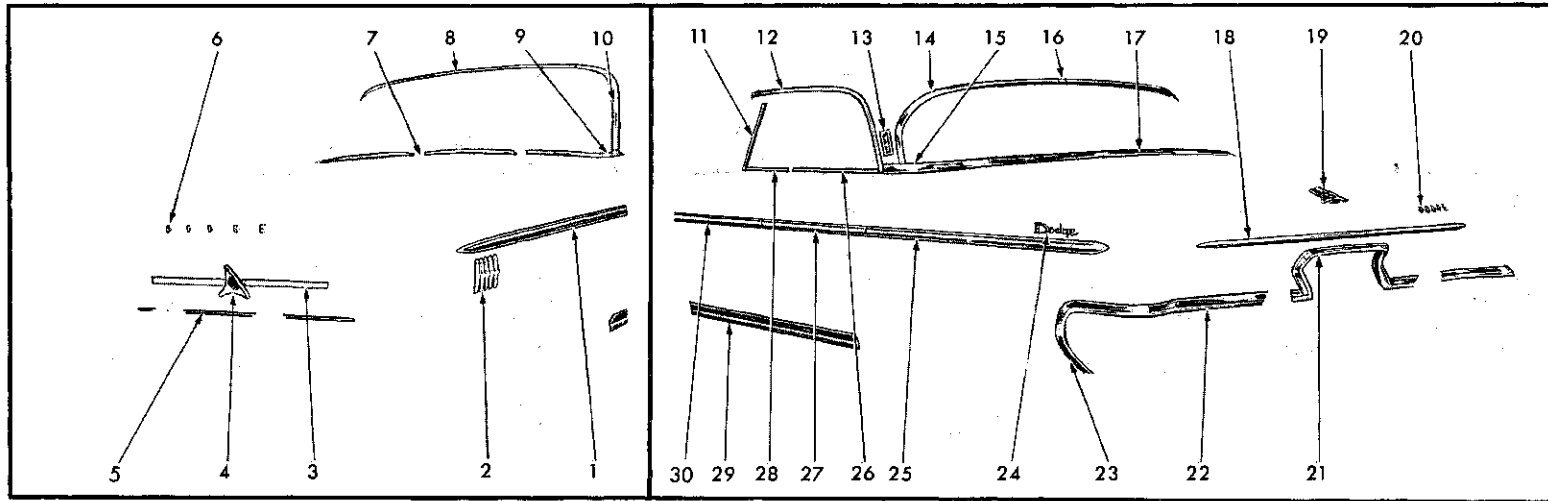
All Packages include Attaching Parts

REF. NO.	QTY	PART NUMBER	DESCRIPTION
14	1	2421 921-2	MOULDING PACKAGE, Quarter Panel Belt, Front (23-23-39)
	10	6001 247	Clip
	1	2421 919-20	MOULDING PACKAGE, Quarter Panel Belt, Rear (23-23-39)
	2	6001 247	Clip
15	1	2196 810-1	MOULDING PACKAGE, Rear Window Outside Finish Side (23-23-52)
	2	6000 688	Clip
16	1	2196 808-9	MOULDING PACKAGE, Rear Window Outside Finish Upper (23-23-52)
	12	6000 692	Clip
17	1	2093 479	CAP, Rear Window Outside Moulding Upper Center (23-23-41)
18	1	2196 812	MOULDING PACKAGE, Rear Window Outside Finish Lower (23-23-52)
	6	6000 688	Clip
19	1	2423 194	MEDALLION, Deck Lid (23-19-114)
	1	-----	Washer
	1	6006 215	Nut
	1	6000 960	Clip
20	1	2421 589	MOULDING PACKAGE, Deck Lid (23-23-30)
	3	6001 103	Retainer
	3	6022 007	Washer
21	2	2417 189	"D", Deck Lid Letter (23-19-114)
	1	2417 190	"O"
	1	2417 192	"G"
	1	2417 193	"E"
	5	152 259	Nut
22	1	2275 994	MOULDING PACKAGE, Deck Lower Panel License Depression (23-23-23)
	2	6022 052	Washer
	2	9411 618	Nut
	1	2240 987	MOULDING PACKAGE, Deck Lower Panel License Depression (use w/o Side Mouldings) (23-23-23)
	4	6000 970	Clip
	4	-----	Nut

Part Type Code is Indicated in Parentheses

19x9419A

MOULDINGS - DODGE 880 SD3(L) SPECIAL CLUB COUPE



REF. NO.	QTY	PART NUMBER	DESCRIPTION
1	2	2421 652	MOULDING PACKAGE, Fender Side (12-15-2)
	6	6000 716	Clip
	6	6010 189	Clip 2 6006 412 Clip
	2	6010 215	Clip 8 ---- Nut
2	2	2240 824	LOUVERS, Fender Side (12-15-21)
	8	2189 165	Seal 8 6006 616 Nut
3	2	2421 653	MOULDING PACKAGE, Radiator Grille Center (7-16-36)
	6	116 000	Nut
	6	6001 304	Clip 6 2417 194 Spacer
4	1	2266 831	ORNAMENT, Radiator Grille (7-17-1)
	3	274 752	Nut
5	1	2421 884	MOULDING PACKAGE, Radiator Grille Lower (7-16-36)
	6	6001 030	Retainer
	6	152 259	Nut
6	1	2417 189	LETTER, Hood Front Name, "D" Front (15-06-16)
	1	2417 190	"O"
	1	2417 191	"D", Center
	1	2417 192	"G"
	1	2417 193	"E"
	10	6023 260	Nut
7	1	2084 997	MOULDING PACKAGE, Windshield Outside Finish Lower Center (23-23-65)
	5	6000 685	Clip
8	1	2240 768	MOULDING PACKAGE, Windshield Outside Finish Upper (23-23-65)
	5	6000 927	Clip
9	1	2196 272-3	MOULDING PACKAGE, Windshield Outside Finish Lower End (23-23-65)
	2	6006 685	Clip
10	1	2240 769-70	MOULDING PACKAGE, Windshield Outside Finish Side (23-23-65)
	8	6022 010	Screw
11	2	2254 627	MOULDING and CHANNEL, Door Vent Wing Division (23-64-48)
12	1	1909 636-7	MOULDING, Roof Side Drain Trough (23-59-61)
13	1	2254 720-1	MEDALLION, Roof Panel Side (23-34-334)
	4	152 259	Nut and Seal

All Packages Include Attaching Parts

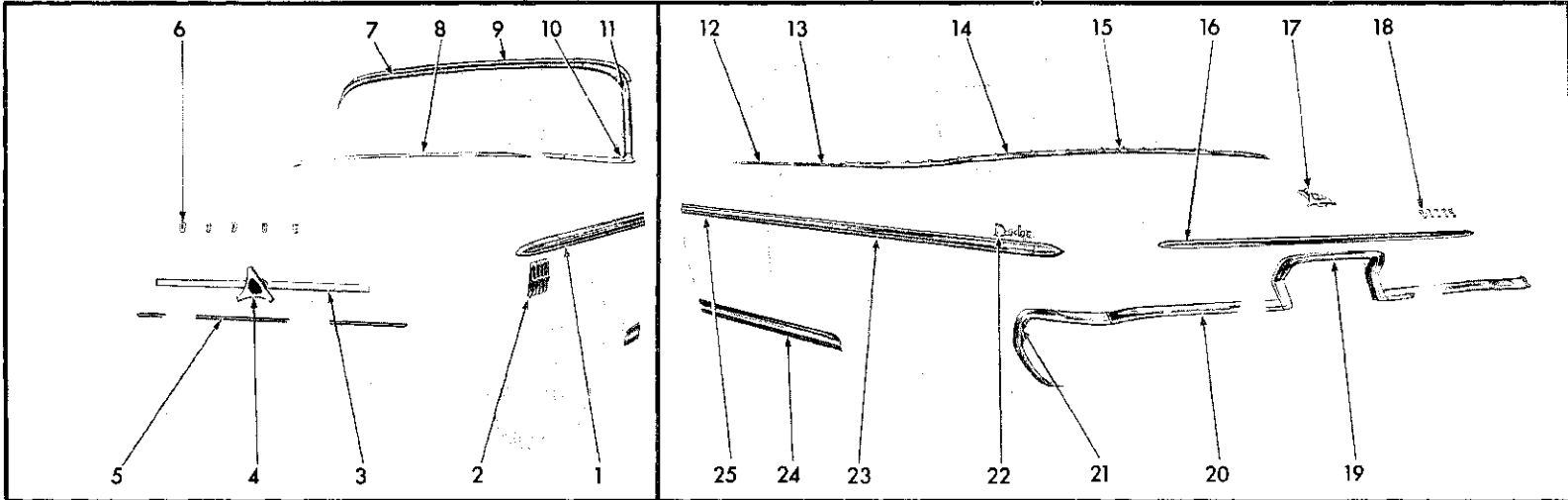
REF. NO.	QTY	PART NUMBER	DESCRIPTION
14	1	2196 282-3	MOULDING PACKAGE, Rear Window Outside Finish Upper and Side (23-23-52)
	10	6000 692	Clip
15	1	2275 025-6	MOULDING PACKAGE, Rear Window Outside Finish Lower End (23-23-52)
	2	6000 688	Clip
	2	6000 733	Clip
16	1	2093 479	CAP, Rear Window Outside Moulding Upper Center (23-23-41)
17	1	2196 292	MOULDING PACKAGE, Rear Window Outside Finish Lower Center (23-23-52)
	7	6000 689	Clip
18	1	2421 589	MOULDING PACKAGE, Deck Lid (23-23-30)
	3	6001 103	Retainer
	3	6022 007	Washer
	1	441 256	Nut
	2	151 497	Nut
19	1	2423 194	MEDALLION, Deck Lid (23-19-114)
	1	6006 215	Nut
	1	6000 960	Clip
20	2	2417 189	"D", Deck Lid Letter (23-19-114)
	1	2417 190	"O"
	1	2417 192	"G"
	1	2417 193	"E"
	5	152 259	Nut
21	1	2240 987	MOULDING PACKAGE, Deck Lower Panel License Depression (use w/o Side Mouldings) (23-23-23)
	4	6000 970	Clip
	4	----	Nut
	1	2275 994	MOULDING PACKAGE, Deck Lower Panel License Depression (23-23-23)
	2	6022 052	Washer
	2	9411 618	Nut
22	1	2275 909-10	MOULDING PACKAGE, Deck Lower Panel (23-23-23)
	8	6006 165	Washer
	8	6022 052	Washer
	8	9411 618	Nut

REF. NO.	QTY	PART NUMBER	DESCRIPTION
23	1	2275 911-2	MOULDING PACKAGE, Quarter Panel Bumper Depression (23-23-39)
	2	6006 165	Washer
	6	6022 052	Washer
	6	9411 618	Nut
24	2	2254 773	NAME PLATE, Dodge Quarter Outside Panel (23-34-238)
	6	6023 260	Nut
25	1	2421 594-5	MOULDING PACKAGE, Quarter Panel (23-23-39)
	12	6000 716	Retainer
	2	6010 189	Retainer
	2	6023 013	Washer
	2	----	Nut
26	1	2298 616-7	MOULDING PACKAGE, Rear Door Belt (23-23-33)
	10	6001 247	Clip
27	1	2421 590-1	MOULDING PACKAGE, Rear Door Lower (23-23-33)
	8	6006 429	Retainer
	2	6010 189	Retainer
	2	----	Nut
28	1	2298 610-1	MOULDING PACKAGE, Front Door Belt (23-23-32)
	8	6001 247	Clip
29	2	2421 598	MOULDING PACKAGE, Body Side Still (23-23-2)
	8	6000 942	Clip
	8	9413 197	Screw
	4	9416 706	Screw
30	1	2421 598-9	MOULDING PACKAGE, Front Door Lower (23-23-32)
	10	6006 429	Clip

Part Type Code is Indicated in Parentheses

19x9420

MOULDINGS - DODGE 880 SD3(L) SPECIAL 4 DOOR SEDAN



REF. NO.	QTY	PART NUMBER	DESCRIPTION
1	2	2421 652	MOULDING PACKAGE, Fender Side (12-15-2)
	6	6000 716	Clip
	6	6010 189	Clip
	2	6010 215	Clip
	2	6006 412	Clip
	8	-----	Nut
2	2	2240 824	LOUVERS, Fender Side (12-15-21)
	8	2189 165	Seal
	8	6000 616	Nut
3	2	2421 653	MOULDING PACKAGE, Radiator Grille Center (7-16-36)
	6	6001 104	Clip
	6	2417 194	Spacer
	6	116 000	Nut
4	1	2266 831	ORNAMENT, Radiator Grille (7-17-1)
	3	274 752	Nut
5	1	2421 884	MOULDING PACKAGE, Radiator Grille Lower (7-16-36)
	6	6001 030	Retainer
	6	152 259	Nut
6	1	2417 189	LETTER, Hood Front, Front "D" (15-06-16)
	1	2417 190	"O"
	1	2417 191	"D", Center
	1	2417 192	"G"
	1	2417 193	"E"
	10	6023 260	Nut
7	1	2196 119	PANEL PACKAGE, Windshield Header Outside Finish (23-23-64)
	5	274 109	Screw
8	1	2084 997	MOULDING PACKAGE, Windshield Outside Finish Lower (23-23-65)
	5	6000 685	Clip
9	1	1954 020	PANEL, Folding Top Header Outside Finish (23-58-240)

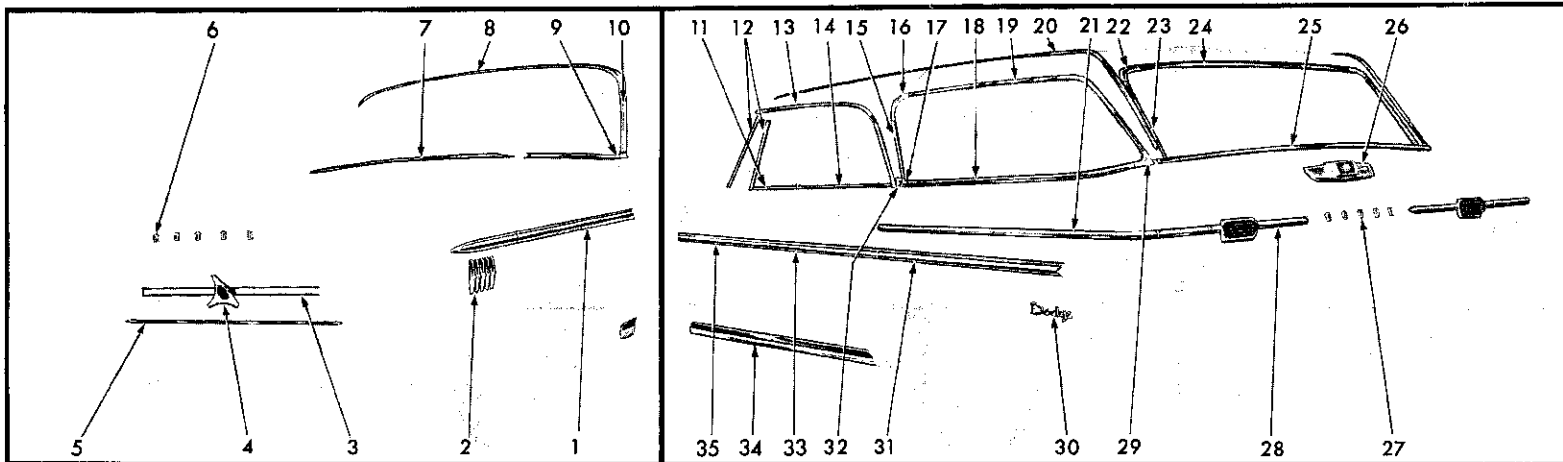
REF. NO.	QTY	PART NUMBER	DESCRIPTION
10	1	2196 272-3	MOULDING PACKAGE, Windshield Outside Finish Lower End (23-23-65)
	2	6000 685	Clip
11	1	2084 998-9	MOULDING PACKAGE, Windshield Outside Finish Side, w/Extensions (23-23-65)
	2	274 109	Screw
12	1	2298 612-3	MOULDING PACKAGE, Door Belt (23-23-32)
	10	6001 247	Clip
13	1	2298 590-1	MOULDING PACKAGE, Quarter Panel Belt (23-23-39)
	6	6001 247	Clip
14	1	2165 704-5	MOULDING, Folding Top Belt Outside Finish (23-23-49)
15	1	1963 336	COVER, Folding Top Belt Bar Outside Finish Moulding (23-23-41)
16	1	2421 589	MOULDING PACKAGE, Deck Lid (23-23-30)
	3	6001 103	Retainer
	3	6022 007	Washer
	1	441 256	Nut
	2	151 497	Nut
17	1	2423 194	MEDALLION, Deck Lid (23-19-114)
	1	6006 215	Nut
	1	6000 960	Clip
18	2	2417 189	"D", Deck Lid Letter (23-19-114)
	1	2417 190	"O"
	1	2417 192	"G"
	1	2417 193	"E"
	5	152 259	Nut

Part Type Code is Indicated in Parentheses

All Packages Include Attaching Parts

REF. NO.	QTY	PART NUMBER	DESCRIPTION
19	1	2240 987	MOULDING PACKAGE, Deck Lower Panel License Depression (use w/o Side Mouldings) (23-23-23)
	4	6000 970	Clip
	4	-----	Nut
	1	2275 994	MOULDING PACKAGE, Deck Lower Panel License Depression (23-23-23)
	2	6022 052	Washer
	2	9411 618	Nut
20	1	2275 909-10	MOULDING PACKAGE, Deck Lower Panel (23-23-23)
	8	6006 165	Washer
	8	6022 052	Washer
	8	9411 618	Nut
21	1	2275 911-2	MOULDING PACKAGE, Quarter Panel Bumper Depression (23-23-39)
	2	6006 165	Washer
	6	6022 052	Washer
	6	9411 618	Nut
22	2	2254 773	NAME PLATE, Dodge Quarter Outside Panel (23-34-238)
	6	6023 260	Nut
23	1	2421 592-3	MOULDING PACKAGE, Quarter Panel Lower (23-23-39)
	18	6000 716	Retainer
	2	6010 189	Retainer
	2	6022 013	Washer
	2	-----	Nut
24	2	2421 588	MOULDING PACKAGE, Body Side Sill (23-23-2)
	8	6000 942	Clip
	8	9413 197	Screw
	4	9416 706	Screw
25	1	2421 596-7	MOULDING PACKAGE, Door Lower (23-23-32)
	12	6006 429	Clip

19x9422



REF. NO.	QTY	PART NUMBER	DESCRIPTION
1	2	2421 652	MOULDING PACKAGE, Fender Side (12-15-2)
6	6000	716	Clip
6	6010	189	Clip 2 6006 412 Clip
2	6010	215	Clip 8 ---- Nut
2	2240	824	LOUVERS, Fender Side (12-15-21)
8	2189	165	Seal 8 6000 616 Nut
3	2	2421 653	MOULDING PACKAGE, Radiator Grille Center (7-16-36)
6	116	000	Nut
6	6001	104	Clip 6 2417 194 Spacer
4	1	2266	831 ORNAMENT, Radiator Grille (7-17-1)
3	274	752	Nut
5	1	2421 884	MOULDING PACKAGE, Radiator Grille Lower (7-16-36)
6	6001	030	Retainer
6	152	259	Nut
6	1	2417 189	LETTER, Hood Front Name, "D", Front (15-06-16)
1	2417	190	"O"
1	2417	191	"D", Center
1	2417	192	"G"
1	2417	193	"E"
10	6023	260	Nut
7	1	2084 997	MOULDING PACKAGE, Windshield Outside Finish Lower Center (23-23-65)
5	6000	685	Clip
8	1	2240 768	MOULDING PACKAGE, Windshield Outside Finish Upper (23-23-65)
5	6000	927	Clip
9	1	2196 272-3	MOULDING PACKAGE, Windshield Outside Finish Lower End (23-23-65)
2	6000	685	Clip
10	1	2240 769-70	MOULDING PACKAGE, Windshield Outside Finish Side (23-23-65)
8	6022	010	Screw
11	1	2298 610-1	MOULDING PACKAGE, Front Door Belt (23-23-32)
8	6001	247	Clip
12	1	2254 484-5	FRAME and CHANNEL, Front Door Vent Wing Division (23-64-48)

All Packages include Attaching Parts

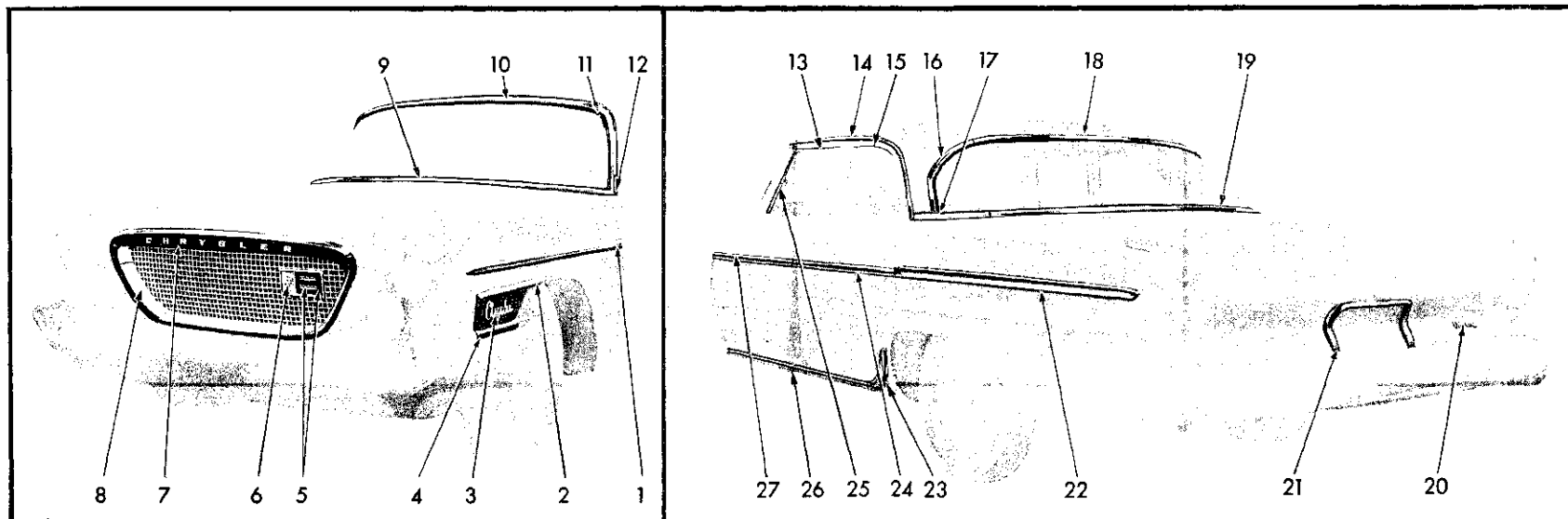
REF. NO.	QTY	PART NUMBER	DESCRIPTION
13	1	1909 636-7	MOULDING, Roof Side Drain Trough (23-59-61)
14	1	2298 616-7	MOULDING PACKAGE, Rear Door Belt (23-23-33)
10	6001	247	Clip
15	1	2094 018-9	MOULDING, Quarter Window Outside Finish Front (23-23-73)
16	1	2094 016-7	CAP, Quarter Window Outside Finish Upper, w/Retainer (23-23-74)
17	2	1961 210	CAP, Quarter Window Outside Finish Lower (23-23-74)
18	1	1961 214-5	MOULDING, Quarter Window Outside Finish Lower (23-23-73)
19	1	1961 212-3	MOULDING, Quarter Window Outside Finish Upper (23-23-73)
20	1	2196 253	MOULDING PACKAGE, Roof Panel Outside Finish (23-23-42)
28	6006	301	Clip
1	2196	252	MOULDING PACKAGE, Roof Panel Outside Finish, Used With Assist Handle (23-23-42)
20	6006	301	Clip
21	2	2275 993	MOULDING PACKAGE, Quarter Panel Upper (23-23-39)
4	6000	820	Clip
16	6000	822	Clip
22	1	2196 464-5	CAP PACKAGE, Roof Rear Tailgate Opening Moulding (23-23-60)
2	6006	451	Clip
23	1	2196 462-3	MOULDING PACKAGE, Rear Pillar Outside Finish (23-23-60)
6	6006	451	Clip
24	1	2196 466	MOULDING PACKAGE, Tailgate Opening Outside Finish Roof Rear (23-23-60)
7	6006	451	Clip
25	1	2196 460	MOULDING PACKAGE, Tailgate Outside Finish Belt (23-23-61)
2	6006	441	Clip
2	151	306	Screw
26	1	2188 389	ORNAMENT, Tailgate Outside Panel w/Electric Window Lift (23-54-11)
3	151	497	Nut and Washer

REF. NO.	QTY	PART NUMBER	DESCRIPTION
27	2	2417 189	"D", Tailgate Name LETTER (23-54-11)
1	2417	190	"O"
1	2417	192	"G"
1	2417	193	"E"
5	152	259	Nut
1	2275	031-2	MOULDING PACKAGE, Tailgate Outside Panel Bumper (23-23-61)
4	151	497	Nut
29	1	2196 816-7	CAP PACKAGE, Quarter Window Outside Finish Lower Rear (23-23-74)
2	125	978	Screw
2	2254	773	NAME PLATE, Dodge, Quarter Outside Panel (23-34-238)
6	6001	254	Clip
1	2421	650-1	MOULDING PACKAGE, Quarter Panel Lower (23-23-39)
14	6000	716	Retainer
32	1	2299 430-1	MOULDING PACKAGE, Quarter Panel Belt (23-23-39)
2	9411	465	Screw
33	1	2421 590-1	MOULDING PACKAGE, Rear Door Lower (23-23-33)
8	6006	429	Retainer
2	6010	189	Retainer
2	----	----	Nut
34	2	2421 588	MOULDING PACKAGE, Body Side Sill (23-23-2)
8	6000	942	Clip
8	9413	197	Screw
4	9416	706	Screw
35	1	2421 598-9	MOULDING PACKAGE, Front Door Lower (23-23-32)
10	6006	429	Clip

Part Type Code is Indicated in Parentheses

19x9421

MOULDINGS - DODGE 880 SD3(L) 4 DOOR SUBURBAN



REF. NO.	QTY	PART NUMBER	DESCRIPTION
1	1	2298 575-6	MOULDING, Front Fender Side (12-15-2)
2	1	2275 968-9	MOULDING, Parking Light Extension, Upper (12-15-2)
3	1	2099 870-1	NAME PLATE, w/Finish Plate (use with "L" shaped mldg.) (12-15-21)
4	1	2276 876-7	NAME PLATE, w/Finish Plate (use with straight mldg.) (12-15-21)
4	1	2421 575-6	MOULDING, Parking Light Extension Lower ("L" shaped mldg.) (12-15-2)
6	1	9411 618	Nut
5	1	2099 708	BASE, Medallion (7-17-2)
6	1	2099 712	MEDALLION, Radiator Grille (7-17-1)
7	1	2099 658	FRAME, Grille (7-16-36)
8	1	2099 713	EXTENSION, Frame, Center (7-16-36)
9	1	2084 997	MOULDING PACKAGE, Windshield Outside Finish Lower Center (23-23-65)
5	5	6000 685	Clip

All Packages Include Attaching Parts

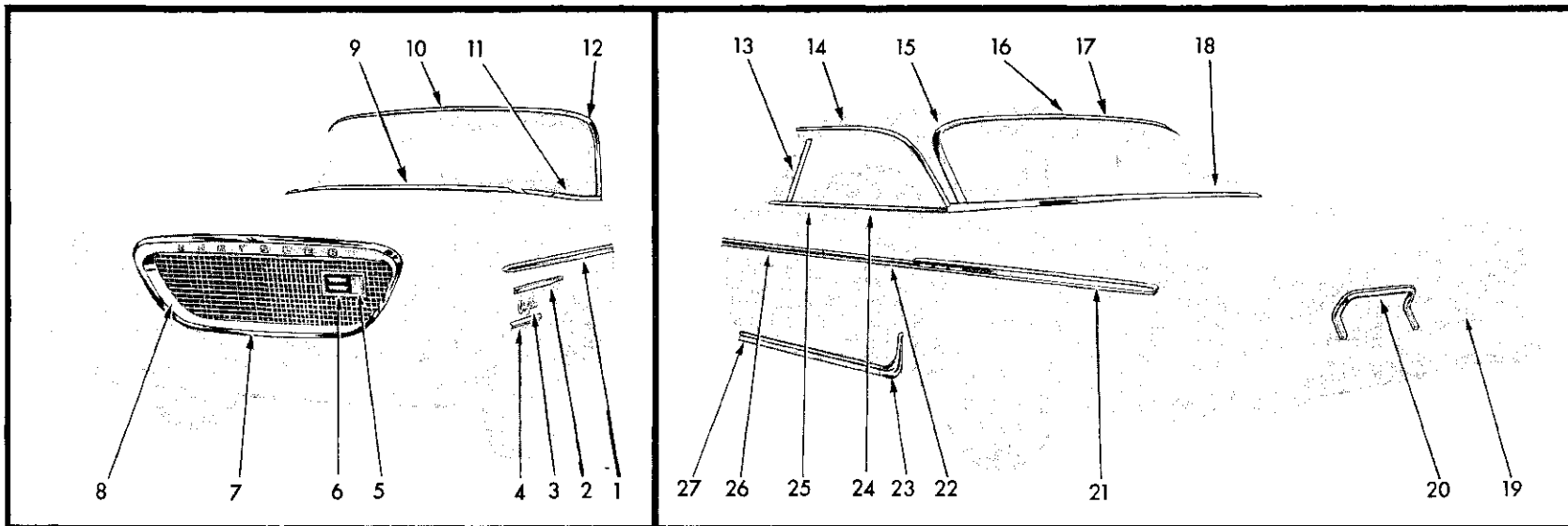
REF. NO.	QTY	PART NUMBER	DESCRIPTION
10	1	2240 768	MOULDING PACKAGE, Windshield Outside Finish Upper (23-23-65)
11	1	2240 769-70	MOULDING PACKAGE, Windshield Outside Finish Side (23-23-65)
12	1	2196 272-3	MOULDING PACKAGE, Windshield Outside Finish Lower End (23-23-65)
13	1	2240 866-7	MOULDING PACKAGE, Front Door Window Frame Upper (23-23-32)
14	1	2093 648-9	MOULDING, Roof Side Drain Trough (23-59-61)
15	1	2240 868-9	MOULDING PACKAGE, Rear Door Window Frame (23-23-33)
16	1	2196 282-3	MOULDING PACKAGE, Rear Window Outside Finish Upper and Side (23-23-52)
17	1	2275 025-6	MOULDING PACKAGE, Rear Window Outside Finish Lower End (23-23-52)
18	1	2093 479	CAP, Rear Window Outside Moulding Upper Center (23-23-41)
19	1	2196 292	MOULDING PACKAGE, Rear Window Outside Finish Lower Center (23-23-52)

REF. NO.	QTY	PART NUMBER	DESCRIPTION
20	1	2196 557	NAME PLATE PACKAGE, Deck Opening Lower Panel (23-34-184)
21	1	2240 987	MOULDING PACKAGE, Deck Lower Panel License Depression (23-23-23)
22	1	2275 917-8	MOULDING PACKAGE, Quarter Panel (23-23-39)
23	1	2196 528-9	DEFLECTOR PACKAGE, Quarter Panel Stone (23-34-240)
24	1	2298 595-6	MOULDING PACKAGE, Rear Door (23-23-33)
25	1	2240 873-4	MOULDING PACKAGE, Front Door Window Frame Front (23-23-32)
26	1	2196 730-1	MOULDING PACKAGE, Body Side Sill (23-23-2)
27	1	2275 981-2	MOULDING PACKAGE, Front Door (23-23-32)

Part Type Code is Indicated in Parentheses

19x9235C

MOULDINGS - CHRYSLER NEWPORT SC1(L) 4 DOOR SEDAN



REF. NO.	QTY	PART NUMBER	DESCRIPTION
1	1	2298 575-6	MOULDING PACKAGE, Fender Side (12-15-2)
12	1	6001 245	Clip
2	2	6000 745	Clip
2	2	446 059	Nut
2	1	2275 968-9	MOULDING PACKAGE, Parking Light Extension Upper (12-15-2)
6	1	9411 618	Nut
3	1	2099 870-1	NAME PLATE, w/Finish Plate (use with "L" shaped mldg.) (12-15-21)
4	---	---	Screw
1	1	2276 876-7	NAME PLATE, w/Finish Plate (use with straight mldg.) (12-15-21)
4	---	---	Screw
4	1	2421 575-6	MOULDING, Parking Light Extension Lower ("L" shaped mldg.) (12-15-2)
6	1	9411 618	Nut
1	1	2275 988-9	MOULDING, Parking Light Extension Lower (straight mldg.) (12-15-2)
6	1	9411 618	Nut
5	1	2099 712	MEDALLION, Radiator Grille (7-17-1)
6	1	2099 708	BASE, Radiator Grille Medallion (7-17-2)
7	1	2099 658	FRAME, Radiator Grille (7-16-36)
8	1	2099 713	EXTENSION, Frame, Center (7-16-36)
1	1	2099 714-5	EXTENSION, Frame, Outer (7-16-36)

All Packages Include Attaching Parts

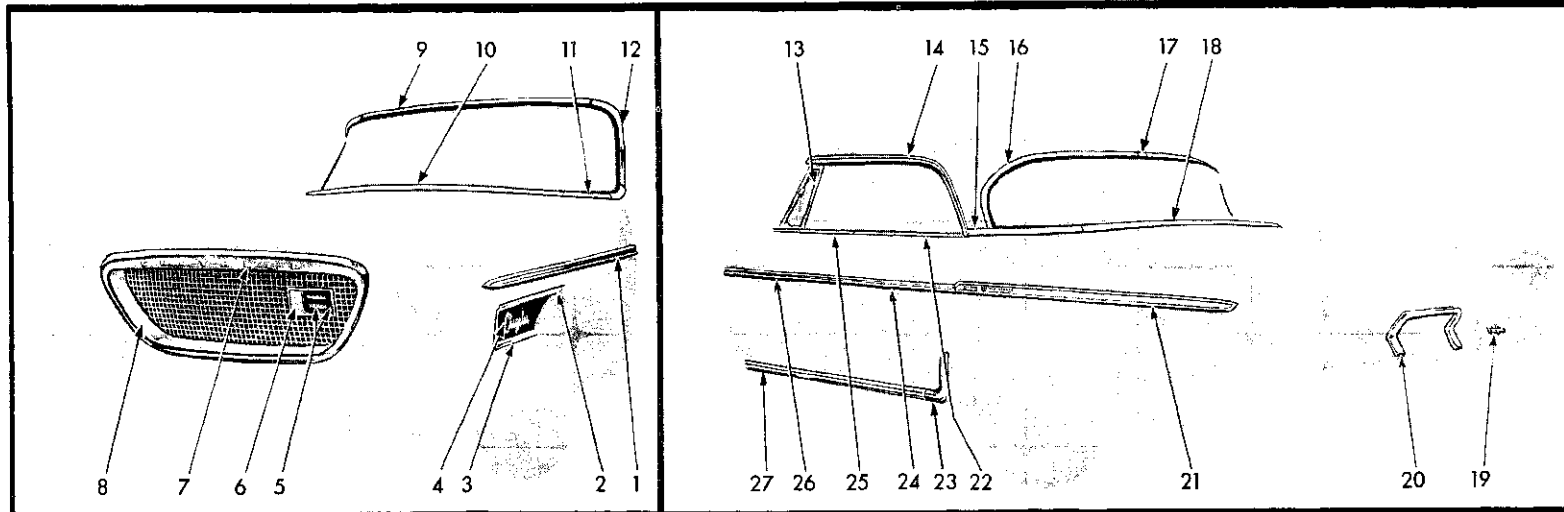
REF. NO.	QTY	PART NUMBER	DESCRIPTION
9	1	2084 997	MOULDING PACKAGE, Windshield Outside Finish Lower Center (23-23-65)
5	1	6000 685	Clip
10	1	2240 768	MOULDING PACKAGE, Windshield Outside Finish Upper (23-23-65)
5	1	6000 927	Clip
11	1	2196 272-3	MOULDING PACKAGE, Windshield Outside Finish Lower End (23-23-65)
2	1	6000 685	Clip
12	1	2240 769-70	MOULDING PACKAGE, Windshield Outside Finish Side (23-23-65)
8	1	6022 010	Screw
13	2	2254 627	MOULDING and CHANNEL, Door Vent Wing Division (23-64-48)
14	1	2093 174-5	MOULDING, Roof Side Drain Trough (23-59-61)
15	1	2196 810-1	MOULDING PACKAGE, Rear Window Outside Finish Side (23-23-52)
2	1	6000 688	Clip
16	1	2093 479	CAP, Rear Window Outside Moulding Upper Center (23-23-41)
17	1	2196 808-9	MOULDING PACKAGE, Rear Window Outside Finish Upper (23-23-52)
12	1	6000 692	Clip
18	1	2196 812	MOULDING PACKAGE, Rear Window Outside Finish Lower (23-23-52)
6	1	6000 688	Clip

REF. NO.	QTY	PART NUMBER	DESCRIPTION
19	1	2196 557	NAME PLATE PACKAGE, Deck Opening Lower Panel (23-34-184)
20	1	2240 987	MOULDING PACKAGE, Deck Lower Panel License Depression (23-23-23)
4	1	6000 970	Clip
4	---	---	Nut
21	1	2275 915-6	MOULDING PACKAGE, Quarter Panel Lower Rear (23-23-39)
8	1	6001 248	Retainer 8 152 255 Nut
6	1	6001 249	Retainer
22	2	2299 395	MOULDING PACKAGE, Quarter Panel Lower Front (23-23-39)
6	1	6001 245	Clip
23	1	2196 528-9	DEFLECTOR PACKAGE, Quarter Panel Stone (23-34-240)
6	1	125 978	Screw
24	1	2298 588-9	MOULDING PACKAGE, Quarter Panel Belt (1 Piece Type) (23-23-39)
10	1	6001 247	Clip
1	1	2421 921-2	MOULDING PACKAGE, Quarter Panel Belt, Front (2 Piece Type) (23-23-39)
10	1	6001 247	Clip
1	1	2421 919-20	MOULDING PACKAGE, Quarter Panel Belt, Rear (2 Piece Type) (23-23-39)
2	1	6001 247	Clip
25	1	2298 612-3	MOULDING PACKAGE, Door Belt (23-23-32)
10	1	6001 247	Clip
26	1	2275 979-80	MOULDING PACKAGE, Door Lower (23-23-32)
12	1	6006 262	Clip
27	1	2196 730-1	MOULDING PACKAGE, Body Side Sill (23-23-2)
10	2	6000 942	Clip 2 151 497 Nut
2	10	6010 046	Clip 10 161 895 Screw

Part Type Code is Indicated in Parentheses

19x9240C

MOULDINGS - CHRYSLER NEWPORT SC1(L) SPECIAL CLUB COUPE



REF. NO.	QTY	PART NUMBER	DESCRIPTION
1	1	2298 575-6	MOULDING, Front Fender Side (12-15-2)
12		6001 245	Clip
2		6000 745	Clip
2		446 059	Nut
2	1	2275 968-9	MOULDING, Parking Light Extension Upper (12-15-2)
6		9411 618	Nut
3	1	2421 575-6	MOULDING, Parking Light Extension Lower ("L" shaped mldg.) (12-15-2)
6		9411 618	Nut
1		2275 988-9	MOULDING, Parking Light Extension Lower (straight mldg.) (12-15-2)
6		9411 618	Nut
4	1	2099 870-1	NAME PLATE, w/Finish Plate (use with "L" shaped mldg.) (12-15-21)
4		-----	Screw
1		2276 876-7	NAME PLATE, w/Finish Plate (use with straight Mldg.) (12-15-21)
4		-----	Screw
5	1	2099 712	MEDALLION, Grille (7-17-1)
6	1	2099 708	BASE, Medallion (7-17-2)
7	1	2099 658	FRAME, Radiator Grille (7-16-36)
8	1	2099 713	EXTENSION, Frame, Center (7-16-36)
1		2099 714-5	EXTENSION, Frame, Outer (7-16-36)
9	1	2240 768	MOULDING PACKAGE, Windshield Outside Finish Upper (23-23-65)
5		6000 927	Clip
10	1	2084 997	MOULDING PACKAGE, Windshield Outside Finish Lower Center (23-23-65)
5		6000 685	Clip

All Packages Include Attaching Parts

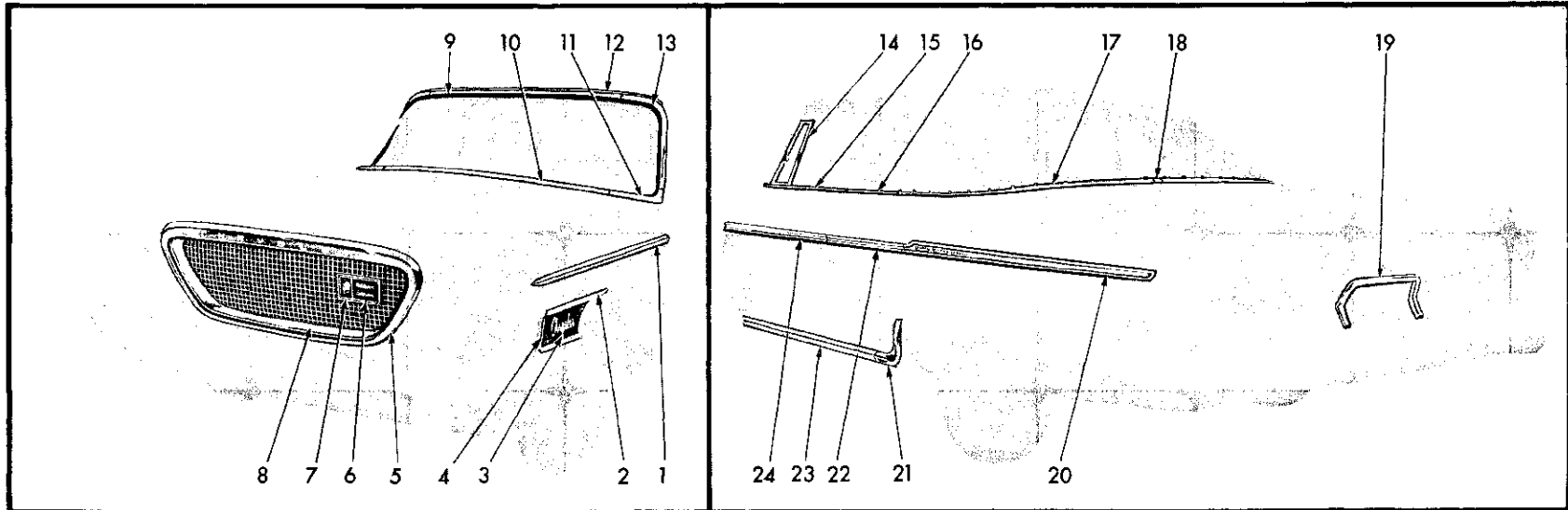
REF. NO.	QTY	PART NUMBER	DESCRIPTION
11	1	2196 272-3	MOULDING PACKAGE, Windshield Outside Finish Lower End (23-23-65)
2		6000 685	Clip
12	1	2240 769-70	MOULDING PACKAGE, Windshield Outside Finish Side (23-23-65)
8		6022 010	Screw
13	2	2254 627	MOULDING and CHANNEL, Door Vent Wing Division (23-64-48)
14	1	2093 648-9	MOULDING, Roof Side Drain Trough (23-59-61)
15	1	2275 025-6	MOULDING PACKAGE, Rear Window Outside Finish Lower End, w/Low Window (23-23-52)
2		6000 688	Clip
2		6000 733	Clip
1		2275 027-8	MOULDING PACKAGE, Rear Window Outside Finish Lower End, w/High Window (23-23-52)
2		6000 688	Clip
2		6000 733	Clip
16	1	2196 282-3	MOULDING PACKAGE, Rear Window Outside Finish Upper and Side, w/Low Window, (23-23-52)
10		6000 692	Clip
1		2196 288-9	MOULDING PACKAGE, Rear Window Outside Finish Upper and Side, w/High Window, (23-23-52)
10		6000 692	Clip
17	1	2093 479	CAP, Rear Window Outside Moulding Upper Center (23-23-41)

REF. NO.	QTY	PART NUMBER	DESCRIPTION
18	1	2196 292	MOULDING PACKAGE, Rear Window Outside Finish Lower Center (23-23-52)
7		6000 689	Clip
19	1	2196 557	NAME PLATE PACKAGE, Deck Opening Lower Panel (23-34-184)
2		152 259	Nut
1		2240 987	MOULDING PACKAGE, Deck Lower Panel License Depression (23-23-23)
4		6000 970	Clip
4		-----	Nut
21	1	2275 917-8	MOULDING PACKAGE, Quarter Panel (23-23-39)
8		6006 459	Retainer
6		6006 491	Retainer
22	1	2298 616-7	MOULDING PACKAGE, Rear Door Belt (23-23-33)
10		6001 247	Clip
23	1	2196 528-9	DEFLECTOR PACKAGE, Quarter Panel Stone (23-34-240)
6		125 978	Screw
24	1	2298 595-6	MOULDING PACKAGE, Rear Door Lower (23-23-33)
8		6001 245	Clip
2		6013 056	Clip
2		151 497	Nut
25	1	2298 610-1	MOULDING PACKAGE, Front Door Belt (23-23-32)
8		6001 247	Clip
26	1	2275 981-2	MOULDING PACKAGE, Front Door Lower (23-23-32)
10		6006 262	Clip
27	1	2196 730-1	MOULDING PACKAGE, Body Side Sill (23-23-2)
10		6000 942	Clip
2		6010 046	Clip
2		151 497	Nut
10		161 895	Screw

Part Type Code is Indicated in Parentheses

19x9236C

MOULDINGS - CHRYSLER NEWPORT SC1(L) SPECIAL 4 DOOR SEDAN



REF. NO.	QTY	PART NUMBER	DESCRIPTION
1	1	2298 575-6	MOULDING PACKAGE, Fender Side (12-15-2)
12	6001 245		Clip
2	6000 745		Clip
2	446 059		Nut
2	1	2275 968-9	MOULDING PACKAGE, Parking Light Extension Upper (12-15-2)
6	9411 618		Nut
3	1	2099 870-1	NAME PLATE, w/Finish Plate (use with "L" shaped mldg.) (12-15-21)
4	----	----	Screw
1	2276 876-7		NAME PLATE, w/Finish Plate (use with straight mldg.) (12-15-21)
4	----	----	Screw
4	1	2421 575-6	MOULDING, Parking Light Extension Lower ("L" shaped mldg.) (12-15-2)
6	9411 618		Nut
1	2275 988-9		MOULDING, Parking Light Extension Lower (straight mldg.) (12-15-2)
6	9411 618		Nut
5	1	2099 658	FRAME, Radiator Grille (7-16-36)
6	1	2099 708	BASE, Radiator Grille Medallion (7-17-2)
7	1	2099 712	MEDALLION, Radiator Grille (7-17-1)
8	1	2099 713	EXTENSION, Radiator Grille Frame Center (7-16-36)
1	2099 714		EXTENSION, Radiator Grille Frame Right (7-16-36)
1	2099 715		EXTENSION, Radiator Grille Frame Left (7-16-36)

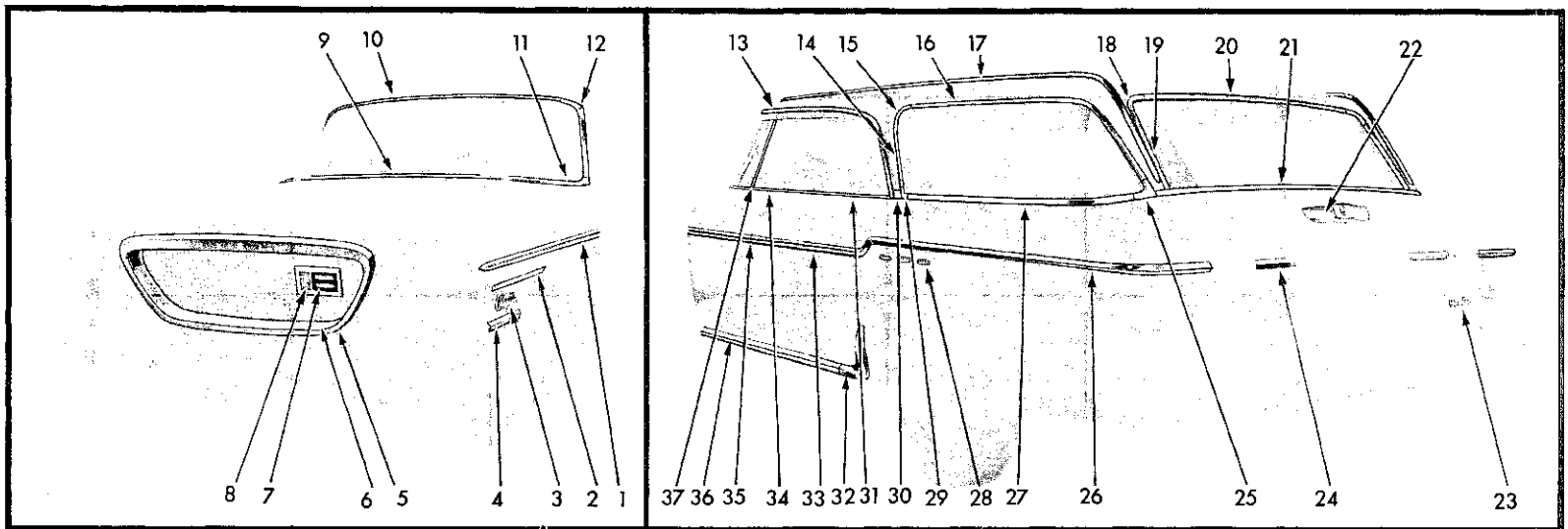
All Packages Include Attaching Parts

REF. NO.	QTY	PART NUMBER	DESCRIPTION
9	1	2196 119	PANEL PACKAGE, Windshield Header Outside Finish (23-23-64)
5	274 109		Screw
10	1	2084 997	MOULDING PACKAGE, Windshield Outside Finish Lower (23-23-65)
5	6000 685		Clip
11	1	2196 272-3	MOULDING PACKAGE, Windshield Outside Finish Lower End (23-23-65)
2	6000 685		Clip
12	1	1954 020	PANEL, Folding Top Header Outside Finish (23-58-240)
5	6000 680		Clip
2	6000 681		Clip
13	1	2084 998-9	MOULDING PACKAGE, Windshield Outside Finish Side, w/Extensions (23-23-65)
2	274 109		Screw
14	2	2254 627	MOULDING and CHANNEL, Door Vent Wing Division (23-64-48)
1	2298 612-3		MOULDING PACKAGE, Door Belt (23-23-32)
10	6001 247		Clip

REF. NO.	QTY	PART NUMBER	DESCRIPTION
16	1	2298 590-1	MOULDING PACKAGE, Quarter Panel Belt (23-23-39)
6	6001 247		Clip
17	1	1963 334-5	MOULDING, Folding Top Outside Finish (23-23-49)
18	1	1963 336	CAP, Folding Top Belt Bar Finish Moulding (23-23-41)
19	1	2240 987	MOULDING PACKAGE, Deck Lower Panel License Depression (23-23-23)
4	6000 970		Clip 4 ---- Nut
20	1	2275 915-6	MOULDING PACKAGE, Quarter Panel Lower Rear (23-23-39)
8	6001 248		Retainer 8 ---- Nut
6	6001 249		Retainer
21	1	2196 528-9	DEFLECTOR PACKAGE, Quarter Panel Stone (23-34-240)
6	125 978		Screw
22	2	2299 395	MOULDING PACKAGE, Quarter Panel Lower Front (23-23-39)
6	6001 245		Clip
1	2196 730-1		MOULDING PACKAGE, Body Side Sill (23-23-2)
10	6000 942		Clip
2	6010 046		Clip
2	151 497		Nut
10	161 895		Screw
24	1	2275 979-80	MOULDING PACKAGE, Door Lower (23-23-32)
12	6006 262		Clip

Part Type Code is Indicated in Parentheses **19x9256C**

MOULDINGS - CHRYSLER NEWPORT SC1(L) CONVERTIBLE COUPE



REF. NO.	QTY	PART NUMBER	DESCRIPTION
1	1	2298 575-6	MOULDING PACKAGE, Fender Side (12-15-2)
12		6001 245	Clip
2	2	6000 745	Clip 2 446 059 Nut
2	1	2275 968-9	MOULDING PACKAGE, Parking Light Extension Upper (12-15-2)
6		9411 618	Nut
3	1	2099 870-1	NAME PLATE, w/Finish Plate (use with "L" shaped mldg.) (12-15-21)
4	----	----	Screw
1	1	2276 876-7	NAME PLATE, w/Finish Plate (use with straight mldg.) (12-15-21)
4	----	----	Screw
4	1	2421 575-6	MOULDING, Parking Light Extension Lower ("L" shaped mldg.) (12-15-2)
6		9411 618	Nut
1	1	2275 988-9	MOULDING, Parking Light Extension Lower (straight mldg.) (12-15-2)
6		9411 618	Nut
5	1	2099 658	FRAME, Radiator Grille (7-16-36)
6	1	2099 713	EXTENSION, Radiator Grille Frame Center (7-16-36)
1	1	2099 714	EXTENSION, Radiator Grille Frame Right (7-16-36)
1	1	2099 715	EXTENSION, Radiator Grille Frame Left (7-16-36)
7	1	2099 708	BASE, Radiator Grille Medallion (7-17-2)
8	1	2099 712	MEDALLION, Radiator Grille (7-17-1)
9	1	2084 997	MOULDING PACKAGE, Windshield Outside Finish Lower Center (23-23-65)
5		6000 685	Clip
10	1	2240 768	MOULDING PACKAGE, Windshield Outside Finish Upper (23-23-65)
5		6000 927	Clip
11	1	2196 272-3	MOULDING PACKAGE, Windshield Outside Finish Lower End (23-23-65)
2		6000 685	Clip

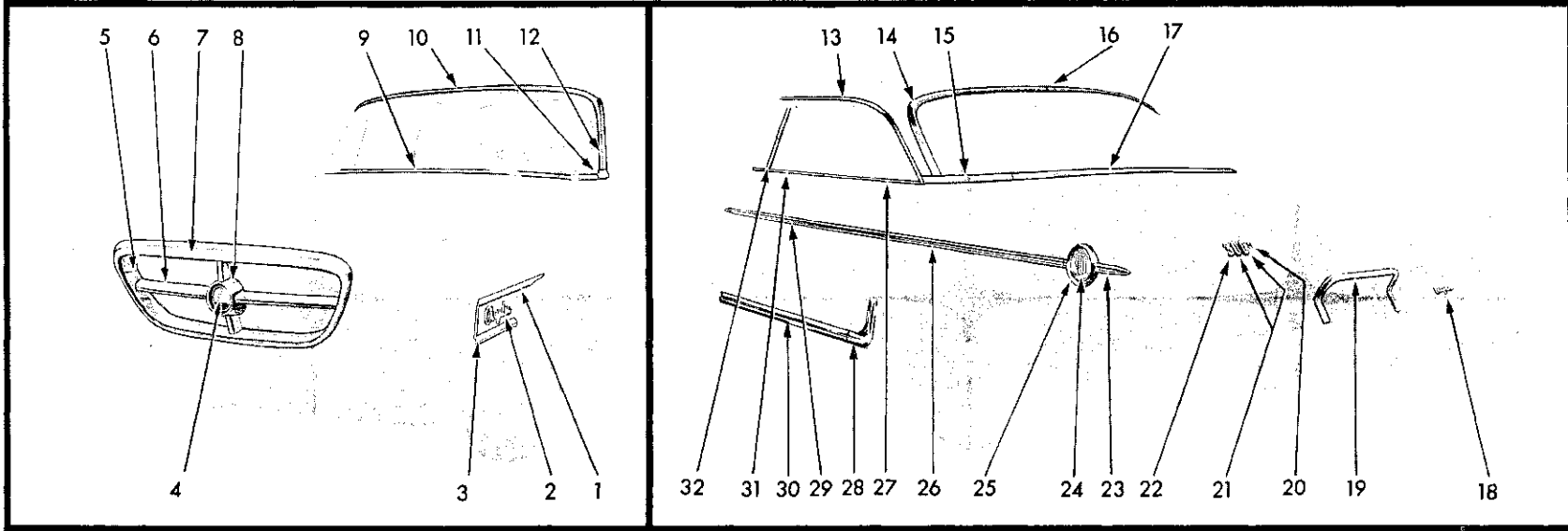
All Packages Include Attaching Parts

REF. NO.	QTY	PART NUMBER	DESCRIPTION
12	1	2240 769-70	MOULDING PACKAGE, Windshield Outside Finish Side (23-23-65)
8		6022 010	Screw
13	1	2093 648-9	MOULDING, Roof Side Drain Trough (23-59-61)
14	1	2094 018-9	MOULDING, Quarter Window Outside Finish Front (23-23-73)
15	1	2094 016-7	CAP, Quarter Window Outside Finish Upper, w/Retainer (23-23-74)
16	1	1961 212-3	MOULDING, Quarter Window Outside Finish Upper (23-23-73)
17	1	2196 253	MOULDING PACKAGE, Roof Panel Outside Finish (23-23-42)
28		6006 301	Clip
18	1	2196 464-5	CAP PACKAGE, Roof Rear Tailgate Opening Moulding (23-23-60)
2		6006 451	Clip
19	1	2196 462-3	MOULDING PACKAGE, Rear Pillar Outside Finish (23-23-60)
*		6006 451	Clip
20	1	2196 466	MOULDING PACKAGE, Tailgate Opening Outside Finish Roof Rear (23-23-60)
7		6006 451	Clip
21	1	2196 460	MOULDING PACKAGE, Tailgate Outside Finish Belt (23-23-61)
2		6006 441	Clip
2		151 306	Screw
22	1	2188 389	ORNAMENT, Tailgate Outside Panel Electric Window Lift (23-54-11)
3		151 497	Nut and Washer
23	1	2189 898	NAME PLATE, Tailgate Outside Panel (23-54-11)
2		445 160	Clip
24	1	2275 031-2	MOULDING PACKAGE, Tailgate Outside Panel Bumper (23-23-61)
4		151 497	Nut
25	1	2196 816-7	CAP PACKAGE, Quarter Window Outside Finish Lower Rear (23-23-74)
2		125 978	Screw

REF. NO.	QTY	PART NUMBER	DESCRIPTION
26	1	2275 065-6	MOULDING PACKAGE, Quarter Panel Lower (23-23-39)
2		6000 820	Clip
16		6001 207	Clip
27	1	1961 214-5	MOULDING, Quarter Window Outside Finish Lower (23-23-73)
28	6	2189 807	ORNAMENT, Quarter Outside Lower Panel Castle (23-34-334)
12		6000 050	Clip
29	2	1961 210	CAP, Quarter Window Outside Finish Lower (23-23-74)
30	1	2299 430-1	MOULDING PACKAGE, Quarter Panel Belt (23-23-39)
2		9411 465	Screw
31	1	2298 616-7	MOULDING PACKAGE, Rear Door Bell (23-23-33)
10		6001 247	Clip
32	1	2196 184-5	DEFLECTOR PACKAGE, Quarter Panel Stone (23-34-240)
6		125 978	Screw
33	1	2298 600-1	MOULDING PACKAGE, Rear Door Lower (23-23-33)
8		6001 245	Clip 2 ---- Washer
2		1598 664	Clip 2 9415 921 Screw
34	1	2298 610-1	MOULDING PACKAGE, Front Door Belt (23-23-32)
8		6001 247	Clip
35	1	2275 981-2	MOULDING PACKAGE, Front Door Lower (23-23-32)
10		6006 262	Clip
36	1	2299 414-5	MOULDING PACKAGE, Body Side Sill (23-23-2)
2		6010 046	Clip
2		151 497	Nut
10		6000 942	Clip
10		161 895	Screw
37	2	2254 627	MOULDING and CHANNEL, Front Door Vent W/ing Division (23-64-48)

Part Type Code is Indicated in Parentheses **19x9250B**

MOULDINGS - CHRYSLER NEWPORT SC1(L) SUBURBAN



REF. NO.	QTY	PART NUMBER	DESCRIPTION
1	1	2275 968-9	MOULDING, Parking Light Extension Upper (12-15-2)
	6	9411 618	Nut
2	1	2099 870-1	NAME PLATE, w/Finish Plate (use with "L" shaped mldg.) (12-15-21)
	4	-----	Screw
	1	2276 876-7	NAME PLATE, w/Finish Plate (use with straight mldg.) (12-15-21)
	4	-----	Screw
3	1	2421 575-6	MOULDING, Parking Light Extension Lower ("L" shaped mldg.) (12-15-2)
	6	9411 618	Nut
	1	2275 988-9	MOULDING, Parking Light Extension Lower (straight mldg.) (12-15-2)
	6	9411 618	Nut
4	1	2099 661	MEDALLION, Radiator Grille (7-17-1)
5	1	2099 713	EXTENSION, Frame, Center (7-16-36)
	1	2099 714-5	EXTENSION, Frame, Outer (7-16-36)
6	1	2099 808-9	BAR, Horizontal (7-16-47)
7	1	2099 658	FRAME, Radiator Grille (7-16-36)
8	1	2099 824	BAR, Vertical, Center (7-16-47)
	1	2099 660	BAR, w/Medallion, Vertical, Center (7-16-47)
9	1	2084 997	MOULDING PACKAGE, Windshield Outside Finish Lower Center (23-23-65)
	5	6000 685	Clip
10	1	2240 768	MOULDING PACKAGE, Windshield Outside Finish Upper (23-23-65)
	5	6000 927	Clip
11	1	2196 272-3	MOULDING PACKAGE, Windshield Outside Finish Lower End (23-23-65)
	2	6000 685	Clip

All Packages Include Attaching Parts

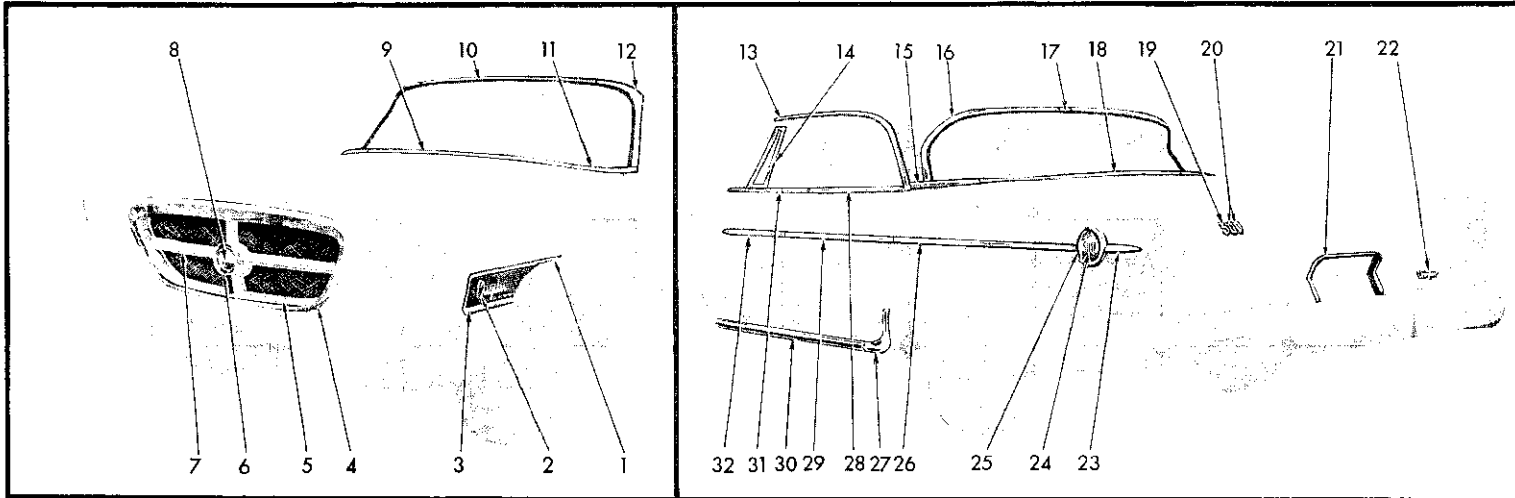
REF. NO.	QTY	PART NUMBER	DESCRIPTION
12	1	2240 769-70	MOULDING PACKAGE, Windshield Outside Finish Side (23-23-65)
	8	6022 010	Screw
13	1	2093 174-5	MOULDING, Roof Side Drain Trough (23-59-61)
14	1	2196 808-9	MOULDING PACKAGE, Rear Window Outside Finish, Upper and Side (23-23-52)
	12	6000 692	Clip
15	1	2196 810-1	MOULDING PACKAGE, Rear Window Outside Finish Lower Side (23-23-52)
	2	6000 688	Clip
16	1	2093 479	CAP, Rear Window Outside Moulding Upper Center (23-23-41)
17	1	2196 812	MOULDING PACKAGE, Rear Window Outside Finish Lower Center (23-23-52)
	6	6000 688	Clip
18	1	2196 557	NAME PLATE PACKAGE, Deck Opening Lower Panel (23-34-184)
	2	152 259	Nut
19	1	2240 987	MOULDING PACKAGE, Deck Lower Panel License Depression (23-23-23)
	4	6000 970	Clip
	1	2189 960	LETTER "H", Deck Lid (23-19-114)
	1	152 259	Nut
20	2	2189 959	NUMERAL "0", Deck Lid (23-19-114)
	2	6000 050	Clip
	1	2189 958	NUMERAL "3", Deck Lid (23-19-114)
	1	6000 050	Clip
21	2	2299 396	MOULDING PACKAGE, Quarter Panel Lower Rear (23-23-39)
	2	6013 066	Clip
	2	6010 029	Clip

REF. NO.	QTY	PART NUMBER	DESCRIPTION
24	2	2189 641	MEDALLION, Quarter Outside Panel (23-34-334)
	6	6006 425	Nut
25	2	2189 592	BASE, Quarter Outside Panel Medallion (23-34-340)
	4	152 260	Nut
26	2	2275 990	MOULDING PACKAGE, Quarter Panel Lower Front (23-23-39)
	18	6000 567	Clip
27	1	2298 588-9	MOULDING PACKAGE, Quarter Panel Belt (1 Piece Type) (23-23-39)
	10	6001 247	Clip
	1	2421 921-2	MOULDING PACKAGE, Quarter Panel Belt, Front (2 Piece Type) (23-23-39)
	10	6001 247	Clip
	1	2421 919-20	MOULDING PACKAGE, Quarter Panel Belt, Rear (2 Piece Type) (23-23-39)
	2	6001 247	Clip
28	1	2196 528-9	DEFLECTOR PACKAGE, Quarter Panel Stone (23-34-240)
	6	125 978	Screw
29	2	2298 594	MOULDING PACKAGE, Door Lower (23-23-32)
	8	6001 245	Clip
	2	6006 412	Clip
	30	2196 730-1	MOULDING PACKAGE, Body Side Sill (23-23-2)
	10	6000 942	Clip
	2	6010 046	Clip
31	1	2298 612-3	MOULDING PACKAGE, Door Belt (23-23-32)
	10	6001 247	Clip
32	2	2254 627	MOULDING and CHANNEL, Door Vent Wing Division (23-64-48)

Part Type Code is Indicated in Parentheses

19x9241C

MOULDINGS - CHRYSLER 300 SC2(M) SPECIAL CLUB COUPE



REF. NO.	QTY	PART NUMBER	DESCRIPTION
1	1	2275 968-9	MOULDING PACKAGE, Parking Light Extension Upper (12-15-2)
2	6	9411 618	Nut
	1	2099 870-1	NAME PLATE, w/Finish Plate (use with "L" shaped mldg.) (12-15-21)
	4	-----	Screw
	1	2276 876-7	NAME PLATE, w/Finish Plate (use with straight mldg.) (12-15-21)
	4	-----	Screw
3	1	2421 575-6	MOULDING, Parking Light Extension Lower ("L" shaped mldg.) (12-15-2)
	6	9411 618	Nut
	1	2275 988-9	MOULDING, Parking Light Extension Lower (straight mldg.) (12-15-2)
	6	9411 618	Nut
4	1	2099 658	FRAME, Radiator Grille (7-16-36)
5	1	2099 713	EXTENSION, Radiator Grille Frame Center (7-16-36)
	1	2099 714-5	EXTENSION, Radiator Grille Frame Right and Left (7-16-36)
6	1	2099 824	BAR, Radiator Grille Vertical (7-16-47)
	1	2099 660	BAR, Radiator Grille Vertical, w/Medallion (7-16-47)
7	1	2099 808-9	BAR, Radiator Grille Horizontal (7-16-47)
8	1	2099 661	MEDALLION, Radiator Grille (7-17-1)
9	1	2084 997	MOULDING PACKAGE, Windshield Outside Finish Lower Center (23-23-65)
	5	6000 685	Clip
10	1	2240 768	MOULDING PACKAGE, Windshield Outside Finish Upper (23-23-65)
	5	6000 927	Clip
11	1	2196 272-3	MOULDING PACKAGE, Windshield Outside Finish Lower End (23-23-65)
	2	6000 685	Clip
12	1	2240 769-70	MOULDING PACKAGE, Windshield Outside Finish Side (23-23-65)
	8	6022 010	Screw
13	1	2093 648-9	MOULDING, Roof Side Drain Trough (23-59-61)

All Packages Include Attaching Parts

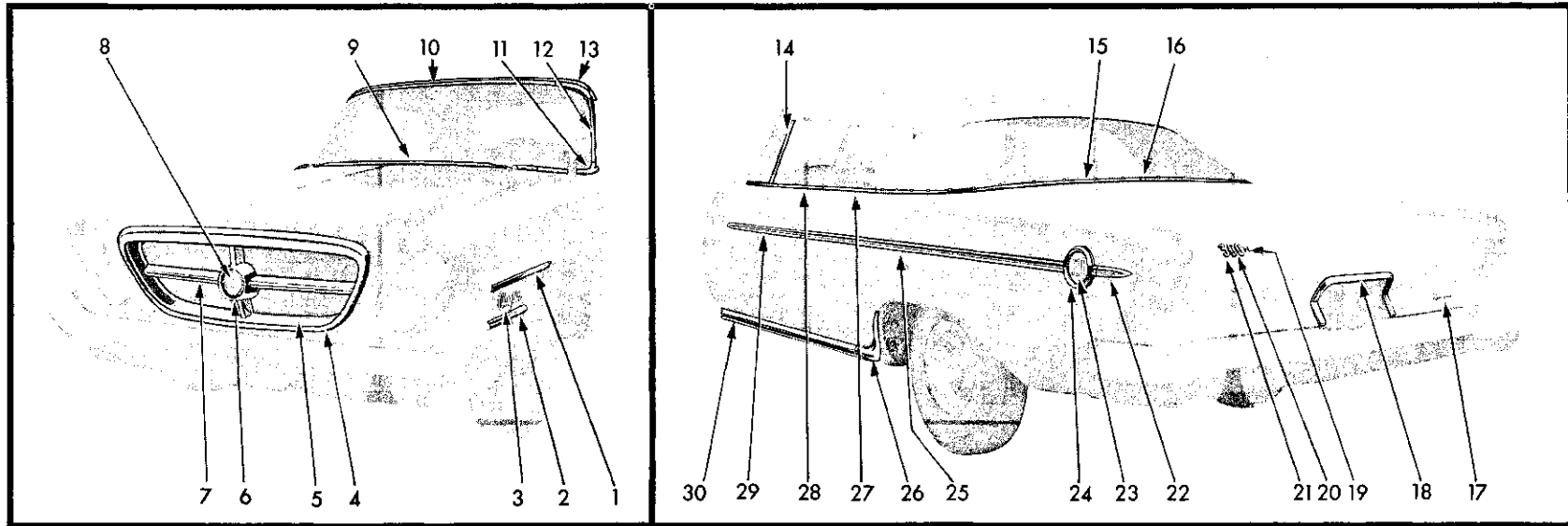
REF. NO.	QTY	PART NUMBER	DESCRIPTION
14	2	2254 627	MOULDING and CHANNEL, Door Vent Wing Division (23-64-48)
15	1	2275 025-6	MOULDING PACKAGE, Rear Window Outside Finish Lower End, w/Low Window (23-23-52)
	2	6000 688	Clip
	2	6000 733	Clip
	1	2275 027-8	MOULDING PACKAGE, Rear Window Outside Finish Lower End, w/High Window (23-23-52)
	2	6000 688	Clip
	2	6000 733	Clip
16	1	2196 292-3	MOULDING PACKAGE, Rear Window Outside Finish Upper and Side, w/Low Window (23-23-52)
	10	6000 692	Clip
	1	2196 288-9	MOULDING PACKAGE, Rear Window Outside Finish Upper and Side, w/High Window (23-23-52)
	10	6000 692	Clip
17	1	2093 479	CAP, Rear Window Outside Mldg. Upper Center (23-23-41)
18	1	2196 292	MOULDING PACKAGE, Rear Window Outside Finish Lower Center (23-23-52)
	7	6000 689	Clip
19	1	2189 958	NUMERAL "3", Deck Lid (23-19-114)
	1	152 259	Nut
	1	6000 050	Clip
20	2	2189 959	NUMERAL "O", Deck Lid (23-19-114)
	2	152 259	Nut
	2	6000 050	Clip
21	1	2240 987	MOULDING PACKAGE, Deck Lower Panel License Depression (23-23-23)
	4	6000 970	Clip
	4	-----	Nut

REF. NO.	QTY	PART NUMBER	DESCRIPTION
22	1	2196 557	NAME PLATE PACKAGE, Deck Opening Lower Panel (23-34-184)
	2	152 259	Nut
23	2	2299 396	MOULDING PACKAGE, Quarter Panel Lower Rear (23-23-39)
	2	6013 066	Clip
	2	6010 029	Clip
	4	151 497	Nut
24	2	2189 641	MEDALLION, Quarter Outside Panel (23-34-334)
	6	6006 425	Nut
25	2	2189 592	BASE, Quarter Outside Panel Medallion (23-34-340)
	4	152 260	Nut
26	1	2275 991-2	MOULDING PACKAGE, Quarter Panel Lower Front (23-23-39)
	12	6000 567	Clip
27	1	2196 528-9	DEFLECTOR PACKAGE, Quarter Panel Stone (23-24-240)
	6	125 978	Screw
28	1	2298 616-7	MOULDING PACKAGE, Rear Door Belt (23-23-33)
	10	6001 247	Clip
29	1	2298 595-6	MOULDING PACKAGE, Rear Door Lower (23-23-33)
	8	6001 245	Clip
	2	6013 066	Clip
	2	151 497	Nut
30	1	2196 730-1	MOULDING PACKAGE, Body Side Sill (23-23-2)
	10	6000 942	Clip 2 151 497 Nut
	2	6010 046	Clip 10 161 895 Screw
31	1	2298 610-1	MOULDING PACKAGE, Front Door Belt (23-23-32)
	8	6001 247	Clip
32	1	2298 592-3	MOULDING PACKAGE, Front Door Lower (23-23-32)
	6	6001 245	Clip
	2	6006 412	Clip
	2	151 497	Nut

Part Type Code is Indicated in Parentheses

19x9257C

MOULDINGS - CHRYSLER 300 SC2(M) SPECIAL 4 DOOR SEDAN



REF. NO.	QTY	PART NUMBER	DESCRIPTION
1	1	2275 968-9	MOULDING PACKAGE, Parking Light Extension Upper (12-15-2)
2	1	2421 575-6	MOULDING, Parking Light Extension Lower ("L" shaped mldg.) (12-15-2)
3	1	2099 870-1	NAME PLATE, w/Finish Plate (use with "L" shaped mldg.) (12-15-21)
4	1	2276 876-7	NAME PLATE, w/Finish Plate (use with straight mldg.) (12-15-21)
4	1	2099 658	FRAME, Radiator Grille (7-16-36)
5	1	2099 713	EXTENSION, Radiator Grille Frame Center (7-16-36)
6	1	2099 824	BAR, Radiator Grille Vertical (7-16-47)
7	1	2099 808-9	BAR, Radiator Grille Horizontal (7-16-47)
8	1	2099 661	MEDALLION, Radiator Grille (7-17-1)
9	1	2084 997	MOULDING PACKAGE, Windshield Outside Finish Lower Center (23-23-65)
10	1	2196 119	PANEL PACKAGE, Windshield Header Outside Finish (23-23-64)
	5	6000 685	Clip
	1	274 109	Screw

All Packages include Attaching Parts

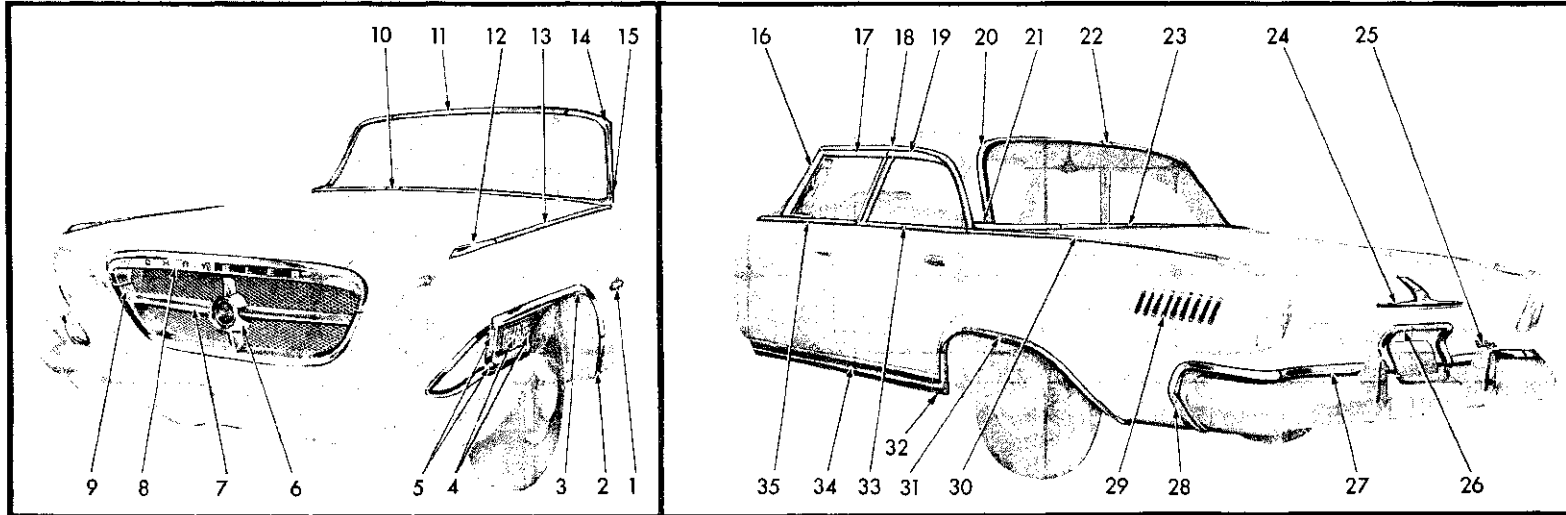
REF. NO.	QTY	PART NUMBER	DESCRIPTION
11	1	2196 272-3	MOULDING PACKAGE, Windshield Outside Finish Lower End (23-23-65)
12	1	2084 998-9	MOULDING PACKAGE, Windshield Outside Finish Side, w/Extensions (23-23-65)
13	1	1954 020	PANEL, Folding Top Header Outside Finish (23-58-240)
14	2	2254 627	MOULDING and CHANNEL, Door Vent Wing Division (23-64-48)
15	1	1963 334-5	MOULDING, Folding Top Outside Finish (23-23-49)
16	1	1963 336	CAP, Folding Top Belt Bar Finish Moulding (23-23-41)
17	1	2196 557	NAME PLATE PACKAGE, Deck Opening Lower Panel (23-34-184)
18	1	2240 987	MOULDING PACKAGE, Deck Lower Panel License Depression (23-23-23)
19	1	2189 960	LETTER "H", Deck Lid (23-19-114)
20	2	2189 959	NUMERAL "O", Deck Lid (23-19-114)
21	1	2189 958	NUMERAL "3", Deck Lid (23-19-114)
	4	6000 970	Clip
	4	152 259	Nut
	4	6000 050	Clip
	1	152 259	Nut
	1	6000 050	Clip

REF. NO.	QTY	PART NUMBER	DESCRIPTION
22	2	2299 396	MOULDING PACKAGE, Quarter Panel Lower Rear (23-23-39)
	2	6013 066	Clip
	2	6010 029	Clip
	4	151 497	Nut
23	2	2189 641	MEDALLION, Quarter Outside Panel (23-34-334)
	6	6006 425	Nut
24	2	2189 592	BASE, Quarter Outside Panel Medallion (23-34-340)
	4	152 260	Nut
25	2	2275 990	MOULDING PACKAGE, Quarter Panel Lower Front (23-23-39)
	18	6000 567	Clip
26	1	2196 528-9	DEFLECTOR PACKAGE, Quarter Panel Stone (23-34-240)
	6	125 978	Screw
27	1	2298 590-1	MOULDING PACKAGE, Quarter Panel Belt (23-23-39)
	6	6001 247	Clip
28	1	2298 612-3	MOULDING PACKAGE, Door Belt (23-23-32)
	10	6001 247	Clip
29	2	2298 594	MOULDING PACKAGE, Door Lower (23-23-32)
	8	6001 245	Clip
	2	6006 412	Clip
	2	151 497	Nut
30	1	2196 730-1	MOULDING PACKAGE, Body Side Sill (23-23-2)
	10	6000 942	Clip
	2	6010 046	Clip
	2	151 497	Nut
	10	161 895	Screw

Part Type Code is Indicated in Parentheses

19x9249C

MOULDINGS - CHRYSLER 300 SC2(M) CONVERTIBLE COUPE



REF. NO.	QTY	PART NUMBER	DESCRIPTION
1	2	2099 734	ORNAMENT, Fender Side (12-15-21)
	4	6000 050	Clip
2	1	2196 503-4	MOULDING, Front Wheel Opening to Sill (12-15-2)
	2	6000 732	Clip
	4	125 978	Screw
3	1	2240 922-3	MOULDING, Fender Wheel Opening (12-15-2)
	10	6000 864	Clip
	10	9414 977	Nut
4	1	2099 872-3	NAME PLATE, w/Finish Plate (use with "L" shaped mldg.) (12-15-21)
	4	-----	Screw
	1	2276 878-9	NAME PLATE, w/Finish Plate (use with straight mldg.) (12-15-21)
	4	-----	Screw
5	1	2421 575-6	MOULDING, Parking Light Extension Lower ("L" shaped mldg.) (12-15-2)
	6	9411 618	Nut
	1	2275 988-9	MOULDING, Parking Light Extension Lower (straight mldg.) (12-15-2)
	6	9411 618	Nut
6	1	2099 824	BAR, Vertical, Center (7-16-47)
	1	2099 726	BAR, w/Medallion, Vertical, Center (7-16-47)
7	1	2099 808-9	BAR, Horizontal (7-16-47)
8	1	2099 658	FRAME, Grille (7-16-36)
9	1	2099 713	EXTENSION, Frame, Center (7-16-36)
	1	2099 714-5	EXTENSION, Frame, Outer (7-16-36)
10	1	2084 997	MOULDING PACKAGE, Windshield Outside Finish Lower Center (23-23-65)
	5	6000 685	Clip
11	1	2240 768	MOULDING PACKAGE, Windshield Outside Finish Upper (23-23-65)
	5	6000 927	Clip
12	1	2099 686-7	ORNAMENT, Fender Top (12-15-21)
	4	151 497	Nut
13	1	2298 573-4	MOULDING, Front Fender Top (12-15-2)
	12	6001 061	Clip
	2	6000 685	Clip

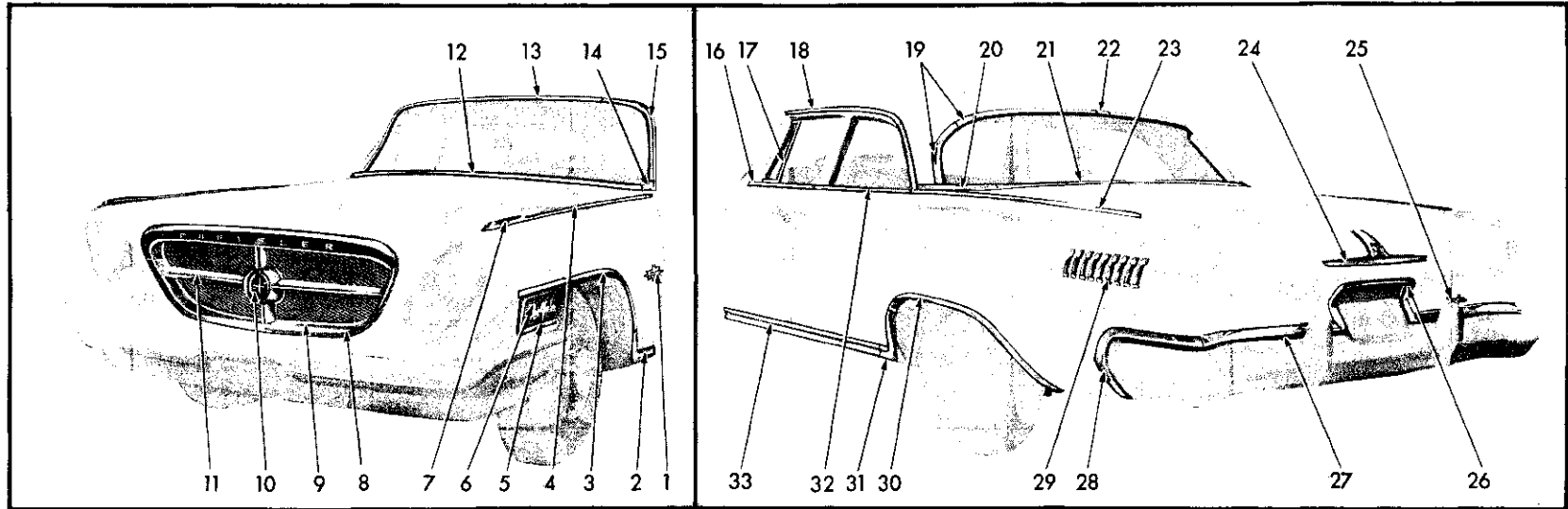
All Packages Include Attaching Parts

REF. NO.	QTY	PART NUMBER	DESCRIPTION
14	1	2240 769-70	MOULDING PACKAGE, Windshield Outside Finish Side (23-23-65)
	8	6022 010	Screw
15	1	2196 272-3	MOULDING PACKAGE, Windshield Outside Finish Lower End (23-23-65)
16	1	2240 873-4	MOULDING PACKAGE, Front Door Window Frame Front (23-23-32)
	6	6023 098	Screw
17	1	2240 866-7	MOULDING PACKAGE, Front Door Window Frame Upper (23-23-32)
	6	6022 059	Screw
18	1	2093 648-9	MOULDING, Roof Side Drain Trough (23-59-61)
19	1	2240 868-9	MOULDING PACKAGE, Rear Door Window Frame (23-23-33)
	8	6022 059	Screw
20	1	2196 282-3	MOULDING PACKAGE, Rear Window Outside Finish Upper and Side (23-23-52)
	10	6000 692	Clip
21	1	2275 025-6	MOULDING PACKAGE, Rear Window Outside Finish Lower End (23-23-52)
	2	6000 688	Clip
	2	6000 733	Clip
22	1	2093 479	CAP, Rear Window Outside Moulding Upper Center (23-23-41)
23	1	2196 292	MOULDING PACKAGE, Rear Window Outside Finish Lower Center (23-23-52)
	7	6000 689	Clip
24	1	2298 652	LIFT PACKAGE, Deck Lid, w/Ornament (23-19-11)
	5	151 497	Nut
25	1	2189 898	NAME PLATE, Deck Opening Lower Panel (23-34-184)
	2	152 259	Nut
26	1	2275 994	MOULDING PACKAGE, Deck Lower Panel License Depression (23-23-23)
	2	6022 052	Washer
	2	9411 618	Nut

REF. NO.	QTY	PART NUMBER	DESCRIPTION
27	1	2275 909-10	MOULDING PACKAGE, Deck Lower Panel (23-23-23)
	8	6006 165	Washer
	8	6022 052	Washer
	8	9411 618	Nut
28	1	2275 911-2	MOULDING PACKAGE, Quarter Panel Bumper Depression (23-23-39)
	2	6006 165	Washer
	6	6022 052	Washer
	6	9411 618	Nut
29	9	2189 658-9	LOUVER, Quarter Panel Outside (23-34-334)
	36	6000 808	Clip
	36	6022 052	Washer
30	1	2298 586-7	MOULDING PACKAGE, Quarter Panel Top (23-23-39)
	14	6023 126	Washer
	14	151 497	Nut
31	1	2196 526-7	MOULDING PACKAGE, Quarter Panel Wheel Opening (23-23-39)
	14	125 978	Screw
32	1	2196 528-9	DEFLECTOR PACKAGE, Quarter Panel Stone (23-34-240)
	6	125 978	Screw
33	1	2298 604-5	MOULDING PACKAGE, Rear Door Belt (23-23-33)
	10	6001 244	Clip
34	1	2196 734-5	MOULDING PACKAGE, Body Side Sill (23-23-2)
	8	6000 942	Clip
	8	161 895	Screw
	2	6010 046	Clip
	2	151 497	Nut
35	1	2298 602-3	MOULDING PACKAGE, Front Door Belt (23-23-32)
	8	6001 244	Clip
	2	6001 241	Fastener
	2	151 497	Nut

Part Type Code is Indicated in Parentheses 19x9238B

MOULDINGS - CHRYSLER NEW YORKER SC3(H) 4 DOOR SEDAN



REF. NO.	QTY	PART NUMBER	DESCRIPTION
1	2	2099 734	ORNAMENT, Fender Side (12-15-21)
	4	6000 050	Clip
2	1	2196 503-4	MOULDING PACKAGE, Wheel Opening to Sill (12-15-2)
	2	6000 732	Clip
	4	125 978	Screw
3	1	2240 922-3	MOULDING PACKAGE, Wheel Opening (12-15-2)
	10	6000 864	Clip
	10	9414 977	Nut
4	1	2298 573-4	MOULDING PACKAGE, Fender Top (12-15-2)
	12	6001 061	Clip
5	1	2421 575-6	MOULDING, Parking Light Extension Lower ("L" shaped mldg.) (12-15-2)
	6	9411 618	Nut
	1	2275 988-9	MOULDING, Parking Light Extension Lower (straight mldg.) (12-15-2)
	6	9411 618	Nut
6	1	2099 872-3	NAME PLATE, w/Finish Plate (use with "L" shaped mldg.) (12-15-21)
	4	-----	Screw
	1	2276 878-9	NAME PLATE, w/Finish Plate (use with straight mldg.) (12-15-21)
	4	-----	Screw
7	1	2099 686-7	ORNAMENT, Fender Top (12-15-21)
	4	151 497	Nut
8	1	2099 658	FRAME, Radiator Grille (7-16-36)
9	1	2099 713	EXTENSION, Radiator Grille Frame Center (7-16-36)
	1	2099 714-5	EXTENSION, Radiator Grille Frame Right and Left (7-16-36)
10	1	2099 824	BAR, Radiator Grille Vertical (7-16-47)
	1	2099 726	BAR, Radiator Grille Vertical, w/Medallion (7-16-47)
11	1	2099 808-9	BAR, Radiator Grille Horizontal (7-16-47)
12	1	2084 997	MOULDING PACKAGE, Windshield Outside Finish Lower Center (23-23-65)
	5	6000 685	Clip

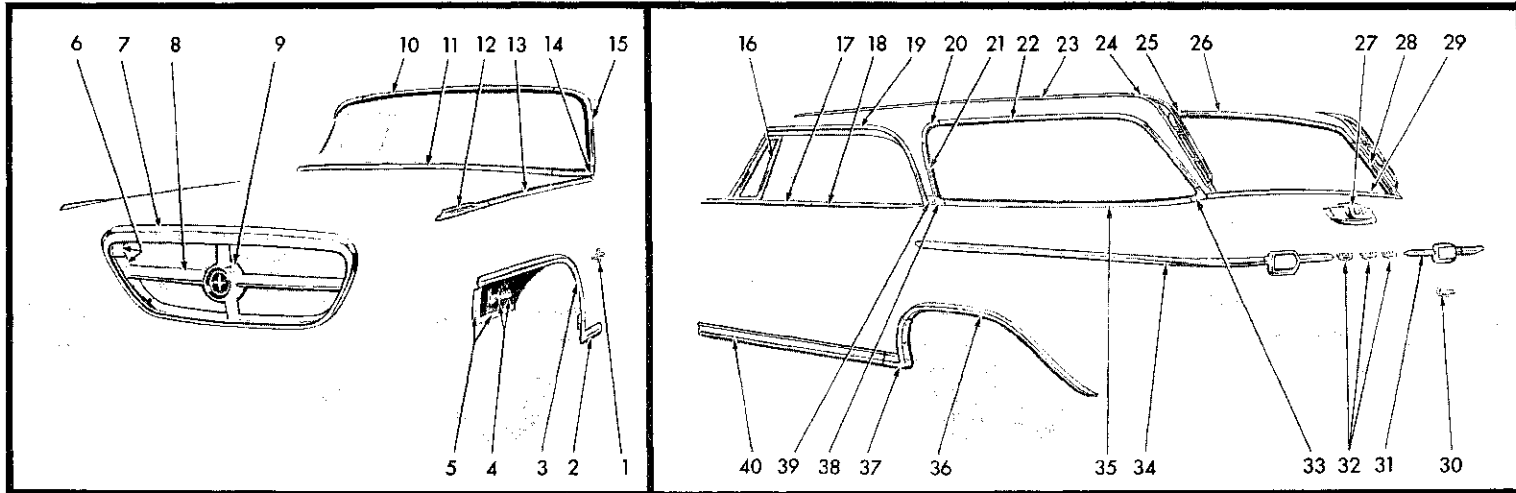
All Packages Include Attaching Parts

REF. NO.	QTY	PART NUMBER	DESCRIPTION
13	1	2240 768	MOULDING PACKAGE, Windshield Outside Finish Upper (23-23-65)
	5	6000 927	Clip
14	1	2196 272-3	MOULDING PACKAGE, Windshield Outside Finish Lower End (23-23-65)
	2	6000 685	Clip
15	1	2240 769-70	MOULDING PACKAGE, Windshield Outside Finish Side (23-23-65)
	8	6022 010	Screw
16	1	2298 602-3	MOULDING PACKAGE, Front Door Belt (23-23-32)
	8	6001 244	Clip
	2	6001 241	Fastener
	2	151 497	Nut
17	2	2254 627	MOULDING and CHANNEL, Door Vent Wing Division (23-64-48)
18	1	2093 648-9	MOULDING, Roof Side Drain Trough (23-59-61)
19	1	2196 288-9	MOULDING PACKAGE, Rear Window Outside Finish Upper and Side (23-23-52)
	10	6000 692	Clip
20	1	2275 027-8	MOULDING PACKAGE, Rear Window Outside Finish Lower End (23-23-52)
	2	6000 688	Clip
	2	6000 733	Clip
21	1	2196 292	MOULDING PACKAGE, Rear Window Outside Finish Lower Center (23-23-52)
	7	6000 689	Clip
22	1	2093 479	CAP, Rear Window Outside Moulding Upper Center (23-23-41)
23	1	2298 586-7	MOULDING PACKAGE, Quarter Panel Top (23-23-39)
	14	6023 126	Washer
	14	151 497	Nut
24	1	2298 652	LIFT PACKAGE, Deck Lid, w/Ornament (23-19-11)
	5	151 497	Nut

REF. NO.	QTY	PART NUMBER	DESCRIPTION
25	1	2189 898	NAME PLATE, Deck Opening Lower Panel (23-34-184)
	2	152 259	Nut
26	1	2275 994	MOULDING PACKAGE, Deck Lower Panel License Depression (23-23-23)
	2	6022 052	Washer
	2	9411 618	Nut
27	1	2275 909-10	MOULDING PACKAGE, Deck Lower Panel (23-23-23)
	8	6006 165	Washer
	8	6022 052	Washer
	8	9411 618	Nut
28	1	2275 911-2	MOULDING PACKAGE, Quarter Panel Bumper Depression (23-23-39)
	2	6006 165	Washer
	6	6022 052	Washer
	6	9411 618	Nut
29	9	2189 658-9	LOUVER, Quarter Panel Outside (23-34-334)
	36	6000 808	Clip
	36	6022 052	Washer
30	1	2196 526-7	MOULDING PACKAGE, Quarter Panel Wheel Opening (23-23-39)
	14	125 978	Screw
31	1	2196 528-9	DEFLECTOR PACKAGE, Quarter Panel Stone (23-34-240)
	6	125 978	Screw
32	1	2298 604-5	MOULDING PACKAGE, Rear Door Belt (23-23-33)
	10	6001 244	Clip
33	1	2196 734-5	MOULDING PACKAGE, Body Side Sill (23-23-2)
	8	6000 942	Clip
	8	161 895	Screw
	2	6010 046	Clip
	2	151 497	Nut

Part Type Code is Indicated in Parentheses **19x9258B**

MOULDINGS - CHRYSLER NEW YORKER SC3(H) SPECIAL 4 DOOR SEDAN



REF. NO.	QTY	PART NUMBER	DESCRIPTION
1	2	2099 734	ORNAMENT, Fender Side (12-15-21)
4	4	6000 050	Clip
2	1	2196 503-4	MOULDING, Front Wheel Opening to Sill (12-15-2)
2	2	6000 732	Clip
3	1	2240 922-3	MOULDING, Front Fender Wheel Opening (12-15-2)
10	6000 864	Clip	10 9414 977 Nut
4	1	2099 872-3	NAME PLATE, w/Finish Plate (use with "L" shaped mldg.) (12-15-21)
4	---	---	Screw
1	1	2276 878-9	NAME PLATE, w/Finish Plate (use with straight mldg.) (12-15-21)
4	---	---	Screw
5	1	2421 575-6	MOULDING, Parking Light Extension Lower ("L" shaped mldg.) (12-15-2)
6	9411 618	Nut	
1	1	2275 988-9	MOULDING, Parking Light Extension Lower (straight mldg.) (12-15-2)
6	9411 618	Nut	
1	2099 713	EXTENSION, Frame, Center (7-16-36)	
1	2099 714-5	EXTENSION, Frame, Outer (7-16-36)	
7	1	2099 658	FRAME, Grille (7-16-36)
8	1	2099 808-9	BAR, Horizontal (7-16-47)
9	1	2099 824	BAR, Vertical, Center (7-16-47)
1	2099 726	BAR, w/Medallion, Center (7-16-47)	
10	1	2240 768	MOULDING PACKAGE, Windshield Outside Finish Upper (23-23-65)
5	6000 927	Clip	
11	1	2084 997	MOULDING PACKAGE, Windshield Outside Finish Lower Center (23-23-65)
5	6000 885	Clip	
12	1	2099 686-7	ORNAMENT, Fender Top (12-15-21)
4	151 497	Nut	
13	1	2298 573-4	MOULDING, Front Fender Top (12-15-2)
12	6001 061	Clip	
14	1	2196 272-3	MOULDING PACKAGE, Windshield Outside Finish Lower End (23-23-65)
2	6000 685	Clip	

All Packages Include Attaching Parts

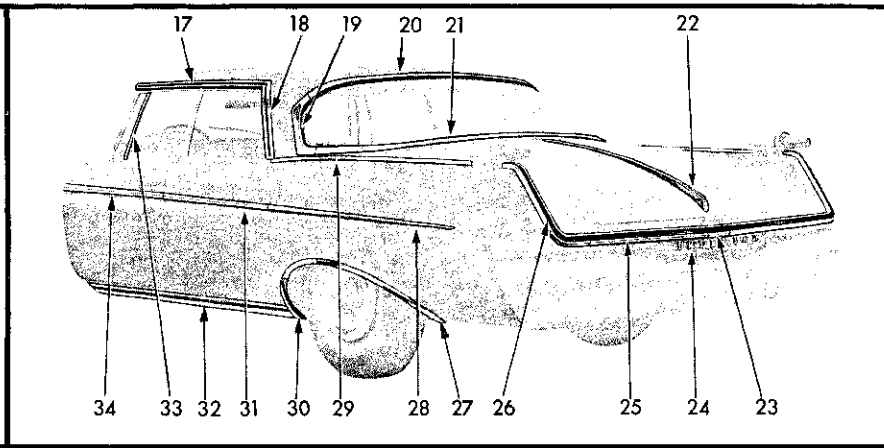
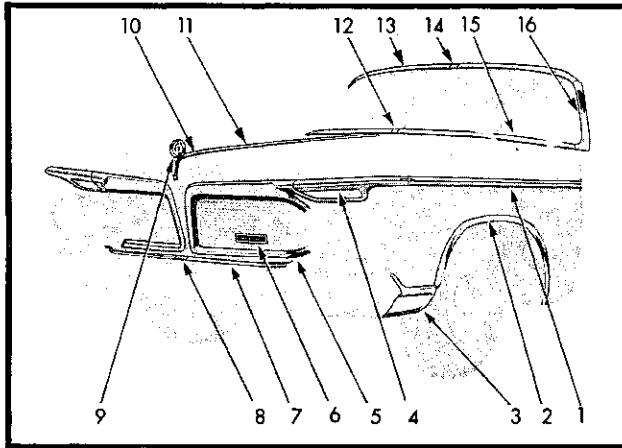
REF. NO.	QTY	PART NUMBER	DESCRIPTION
15	1	2240 769-70	MOULDING PACKAGE, Windshield Outside Finish Side (23-23-65)
8	6022 010	Screw	
16	2	2254 627	MOULDING and CHANNEL, Door Vent Wing Division (23-64-48)
17	1	2298 602-3	MOULDING PACKAGE, Front Door Belt (23-23-32)
8	6001 244	Clip	
2	6001 241	Fastener	
2	151 497	Nut	
18	1	2298 606-7	MOULDING PACKAGE, Rear Door Belt (23-23-33)
8	6001 244	Clip	
19	1	2093 648-9	MOULDING, Roof Side Drain Trough (23-59-61)
20	1	2094 016-7	CAP and RETAINER, Quarter Window Outside Front Upper (23-23-74)
21	1	2094 018-9	MOULDING, Quarter Window Front Outside Finish (23-23-73)
22	1	1961 212-3	MOULDING, Quarter Window Upper Outside Finish (23-23-73)
23	2	2196 252	MOULDING PACKAGE, Roof Top, used w/Rear Pillar Assist Handle (23-23-42)
20	6006 301	Clip	
2	2196 253	MOULDING PACKAGE, Roof Top, used w/o Rear Pillar Assist Handle (23-23-42)	
28	6006 301	Clip	
24	2	2196 839	HANDLE PACKAGE, Roof Panel Rear Pillar Assist (23-36-123)
8	6006 035	Nut	
2	681 135	Bolt	
25	1	2196 464-5	CAP PACKAGE, Roof Rear Tailgate Opening Moulding (23-23-60)
2	6006 451	Clip	
26	1	2196 466	MOULDING PACKAGE, Roof Opening Rear (23-23-60)
7	6006 451	Clip	
27	1	2188 389	ORNAMENT, Tailgate Outside Panel Electric Window Lift (23-54-11)
3	151 497	Nut and Washer	

REF. NO.	QTY	PART NUMBER	DESCRIPTION
28	1	2196 462-3	MOULDING PACKAGE, Rear Pillar Tailgate Opening (23-23-60)
*	6006 451	Clip	
29	1	2196 460	MOULDING PACKAGE, Tailgate Outside Finish Belt (23-23-61)
2	6006 441	Clip	
2	151 306	Screw	
30	1	2189 898	NAME PLATE, Tailgate Outside Panel (23-54-11)
2	445 160	Clip	
31	1	2275 031-2	MOULDING PACKAGE, Tailgate Outside Panel Bumper (23-23-61)
4	151 497	Nut	
3	2189 807	ORNAMENT, Tailgate Outside Panel (Castle) (23-54-11)	
33	1	2196 816-7	CAP PACKAGE, Quarter Window Outside Finish Lower Rear (23-23-74)
34	2	2275 993	MOULDING PACKAGE, Quarter Panel Upper (23-23-39)
4	6000 820	Clip	
16	6000 822	Clip	
35	1	1961 214-5	MOULDING, Quarter Window Lower Outside Finish (23-23-73)
36	1	2196 180-1	MOULDING PACKAGE, Quarter Panel Wheel Opening (23-23-39)
14	125 978	Screw	
37	1	2196 184-5	DEFLECTOR PACKAGE, Quarter Panel Stone (23-34-240)
2	125 978	Screw	
4	6000 028	Nut	
38	2	1961 210	CAP, Quarter Window Outside Finish Lower Front Moulding (23-23-74)
39	1	2299 430-1	MOULDING PACKAGE, Quarter Panel Belt (23-23-39)
2	9411 465	Screw	
40	1	2299 416-7	MOULDING PACKAGE, Body Side Sill (23-23-2)
8	6000 942	Clip	
8	161 895	Screw	
2	6010 046	Clip	
2	151 497	Nut	

Part Type Code is indicated in Parentheses

19x9237B

MOULDINGS - CHRYSLER NEW YORKER SC3(H) SUBURBAN



REF. NO.	QTY	PART NUMBER	DESCRIPTION
1	1	2298 695-6	MOULDING PACKAGE, Fender Side Upper (12-15-2)
	12	6001 251	Clip
	4	6001 252	Fastener
	2	6001 060	Retainer
	2	2252 081	Spacer
	4	151 497	Nut
2	1	2240 940-1	MOULDING PACKAGE, Fender Wheel Opening (12-15-2)
	16	9413 197	Screw
3	1	2240 938-9	MOULDING PACKAGE, Fender Front Lower (12-15-2)
	6	180 020	Screw
	8	120 375	Nut
	2	1904 121	Clip
4	1	2298 706-7	MOULDING PACKAGE, Fender Front Upper (12-15-2)
	6	151 497	Nut
5	1	2099 634-5	FRAME, Radiator Grille (7-16-36)
	16	-----	Nut
	4	120 375	Nut
6	1	2099 636	NAME PLATE, Radiator Grille (7-16-61)
	2	151 497	Nut
7	1	2275 922-3	MOULDING PACKAGE, Radiator Grille Panel (7-16-36)
	10	120 375	Nut
8	1	2275 192	CAP PACKAGE, Radiator Grille Panel Moulding (7-16-44)
	1	120 375	Nut
9	1	2099 852	ORNAMENT, Extension and Medallion, Fender Top (12-15-21)
	3	151 497	Nut
10	*	2417 203	TAPE, Fender Top Panel Ornament (12-15-33)
11	1	2275 987	MOULDING, Hood Top (15-25-2)
	7	9415 250	Nut
12	1	1692 191	CAP, Windshield Outside Finish Moulding Lower Center Joint (23-23-66)
13	1	2298 550-1	MOULDING PACKAGE, Windshield Outside Finish Upper Moulding (23-23-65)
	4	6000 858	Retainer 6 1961 286 Washer
	2	6006 338	Retainer 6 ----- Nut

All Packages Include Attaching Parts

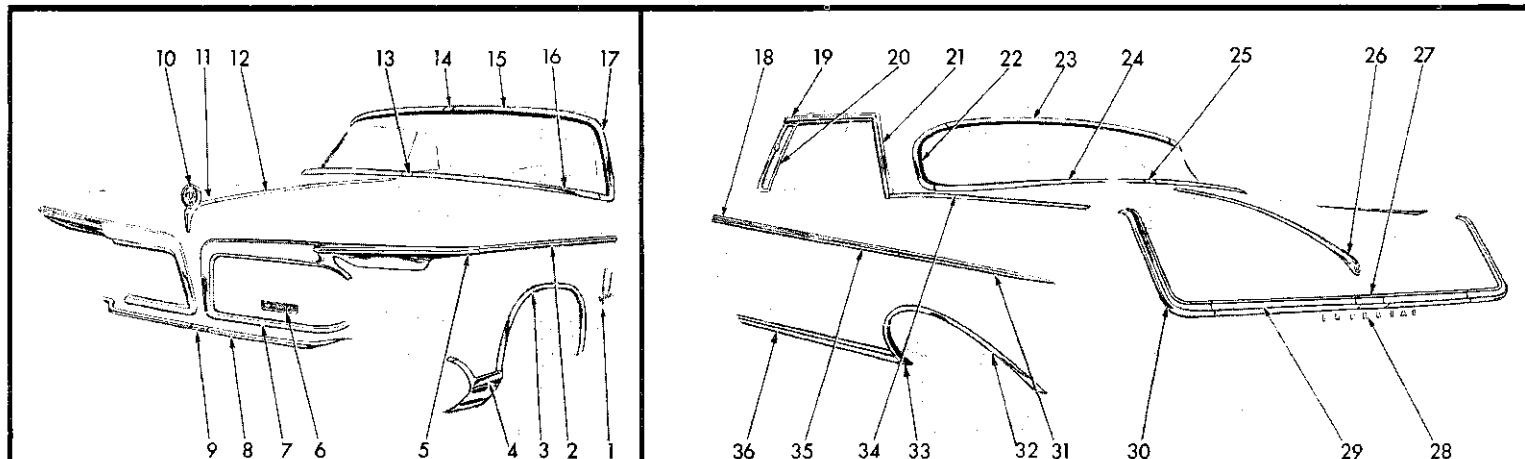
REF. NO.	QTY	PART NUMBER	DESCRIPTION
14	1	1750 754	CAP, Windshield Outside Finish Moulding Upper Center Joint (23-23-66)
15	1	2196 477-8	MOULDING PACKAGE, Windshield Outside Finish Lower (23-23-65)
	20	6006 200	Clip
16	1	2196 472-3	MOULDING PACKAGE, Windshield Outside Finish Side (23-23-65)
	8	6000 000	Screw
17	1	2189 988-9	MOULDING, Roof Side Drain Trough(23-59-61)
18	1	2275 904-5	MOULDING PACKAGE, Roof Panel Outside Finish Side (23-23-42)
	4	1961 286	Washer
	4	9411 618	Nut
19	1	2298 580-1	MOULDING PACKAGE, Rear Window Outside Finish Side (23-23-52)
	4	6001 242	Clip
	2	6001 243	Clip
	6	271 472	Nut
20	1	2298 579	MOULDING PACKAGE, Rear Window Outside Finish Upper (23-23-52)
	5	6001 242	Clip
	5	6001 246	Slide Fastener
21	1	2298 577-8	MOULDING PACKAGE, Rear Window Outside Finish Lower (23-23-52)
	10	6001 242	Clip
	10	6001 246	Slide Fastener
22	1	2275 906	MOULDING PACKAGE, Deck Lid, w/Lock Cylinder Cover (23-23-30)
	1	9416 929	Screw
	1	151 497	Nut
	4	6006 263	Nut
23	1	2189 606	MOULDING, Deck Lower Panel Fuel Filler Door (23-23-23)
	2	-----	Screw
24	2	2252 161	i, Deck Opening Lower Panel Letter (23-34-184)
	1	2252 162	M
	1	2252 163	P
	1	2189 611	E
	1	2189 612	R
	1	2252 164	A
	1	2252 165	L
	*	6006 468	Clip

REF. NO.	QTY	PART NUMBER	DESCRIPTION
25	1	2298 582-3	MOULDING PACKAGE, Deck Lower Panel (23-23-23)
	8	6022 983	Washer
	8	-----	Nut
26	1	2275 977-8	MOULDING PACKAGE, Quarter Panel Peak Rear(23-23-39)
	6	6022 983	Washer
	6	-----	Nut
27	1	2196 820-1	MOULDING PACKAGE, Quarter Panel Wheel Opening (23-23-39)
	10	9413 197	Screw
28	1	2275 996-7	MOULDING PACKAGE, Quarter Panel Lower (23-23-39)
	4	6000 505	Clip
	6	2189 874	Washer
	2	151 497	Nut
29	2	2275 971	MOULDING PACKAGE, Quarter Panel Peak Front (23-23-39)
	14	6022 983	Washer
	14	-----	Nut
30	1	2196 818-9	DEFLECTOR PACKAGE, Quarter Panel Stone (23-34-240)
	6	9414 080	Screw
31	1	2298 689-90	MOULDING PACKAGE, Rear Door (23-23-33)
	6	6001 251	Clip
	4	6000 832	Retainer
	4	151 497	Nut
32	1	2275 107-8	MOULDING PACKAGE, Body Side Sill (23-23-2)
	8	6000 938	Clip
	16	9414 586	Screw
	2	9417 515	Screw
33	2	1751 325	MOULDING, Front Door Vent Wing Division Channel Inner (23-23-36)
	2	1751 323	MOULDING, Front Door Vent Wing Division Channel Outer (23-23-36)
34	2	2298 687	MOULDING PACKAGE, Front Door (23-23-32)
	6	6001 251	Clip
	4	6000 832	Retainer
	4	151 497	Nut

Part Type Code is Indicated in Parentheses

19x9242B

MOULDINGS - IMPERIAL CUSTOM SY1(L) SPECIAL 4 DOOR SEDAN



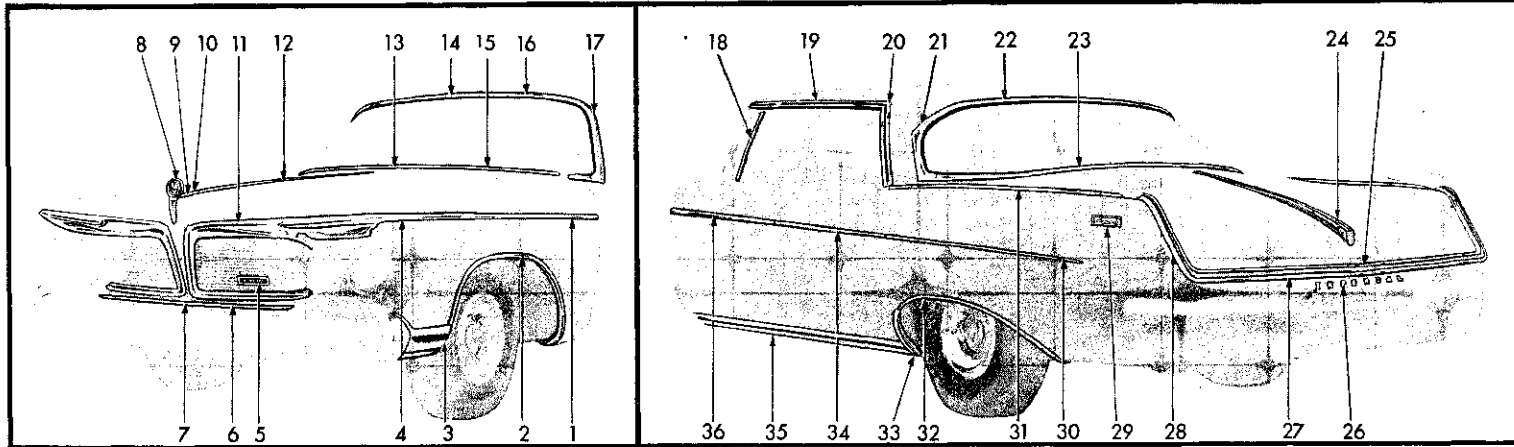
REF. NO.	QTY	PART NUMBER	DESCRIPTION
1	2	2240 942	NAME PLATE, Fender Side (12-15-21)
	12	6000 050	Clip
2	1	2298 695-6	MOULDING PACKAGE, Fender Side Upper (12-15-2)
	2	6001 060	Retainer
	2	2252 081	Spacer
	4	6001 252	Fastener
	12	6001 251	Clip
	4	151 497	Nut
3	1	2240 940-1	MOULDING PACKAGE, Fender Wheel Opening (12-15-2)
	16	9413 197	Screw
4	1	2240 938-9	MOULDING PACKAGE, Fender Front Lower (12-15-2)
	2	1904 121	Clip
	6	6022 506	Screw
	8	120 375	Nut
5	1	2298 706-7	MOULDING PACKAGE, Fender Front Upper (12-15-2)
	6	6010 020	Stud
	6	151 497	Nut
6	1	2099 636	NAME PLATE, Radiator Grille (7-16-61)
7	1	2099 634-5	FRAME, Radiator Grille (7-16-36)
8	1	2275 922-3	MOULDING PACKAGE, Radiator Grille Lower Panel (7-16-36)
	11	6022 162	Nut
9	1	2275 192	CAP, Radiator Grille Lower Panel Moulding (7-16-44)
10	1	2099 852	ORNAMENT and MEDALLION, Fender Top Panel (12-15-21)
	1	151 497	Nut
	*	2417 203	TAPE, Fender Top Panel Ornament (12-15-33)
12	1	2275 987	MOULDING PACKAGE, Hood Top (15-25-2)
	7	9415 250	Nut
13	1	1692 191	CAP, Windshield Moulding Lower Center Joint (23-23-66)
14	1	1750 754	CAP, Windshield Upper Moulding Center Joint (23-23-66)
15	1	2298 550-1	MOULDING PACKAGE, Windshield Outside Finish Upper (23-23-65)
	4	6000 858	Retainer 6 1961 286 Washer
	2	6006 338	Retainer 6 ---- Nut

All Packages Include Attaching Parts

REF. NO.	QTY	PART NUMBER	DESCRIPTION
16	1	2196 477-8	MOULDING PACKAGE, Windshield Outside Finish Lower (23-23-65)
	20	6006 200	Clip
17	1	2196 472-3	MOULDING PACKAGE, Windshield Outside Finish Side (23-23-65)
	8	6000 000	Clip
18	2	2298 685	MOULDING PACKAGE, Door (23-23-32)
	8	6001 251	Clip
	4	6000 832	Retainer
	4	151 497	Nut
19	1	2189 986-7	MOULDING, Roof Side Drain Trough (23-59-61)
20	2	1751 325	MOULDING, Door Vent Wing Division Channel, Inner (23-23-36)
	2	1751 323	MOULDING, Door Vent Wing Division Channel, Outer (23-23-36)
21	1	2275 902-3	MOULDING PACKAGE, Roof Panel Outside Finish Side (23-23-42)
	4	1961 286	Washer
	4	9411 618	Nut
22	1	2196 826-7	MOULDING PACKAGE, Rear Window Outside Finish Side (23-23-52)
	12	6006 201	Clip
23	1	2196 823	MOULDING PACKAGE, Rear Window Outside Finish Upper (23-23-52)
	14	6006 201	Clip
24	1	2196 880-1	MOULDING PACKAGE, Rear Window Outside Finish Lower (23-23-52)
	16	6006 200	Clip
25	1	2188 375	CAP, Rear Window Outside Lower Moulding (23-23-41)
26	1	2275 906	MOULDING PACKAGE, Deck Lid, w/Lock Cylinder Cover (23-23-30)
	1	9416 929	Screw
	1	151 497	Nut
27	1	2189 606	MOULDING, Deck Lower Panel Fuel Filler Door (23-23-23)
	2	----	Screw

REF. NO.	QTY	PART NUMBER	DESCRIPTION
28	2	2252 161	L, LETTERS, Deck Opening Lower Panel (23-34-184)
	1	2252 162	M
	1	2253 163	P
	1	2189 611	E
	1	2189 612	R
	1	2252 164	A
	1	2252 165	L
	*	6006 468	Clip
29	1	2298 582-3	MOULDING PACKAGE, Deck Lower Panel (23-23-23)
	8	6022 983	Washer
	8	----	Nut
30	1	2275 977-8	MOULDING PACKAGE, Quarter Panel Top Rear (23-23-39)
	6	6022 983	Washer
	6	----	Nut
31	1	2275 998-9	MOULDING PACKAGE, Quarter Panel Lower Rear (23-23-39)
	6	2189 874	Washer
	4	6000 505	Clip
	2	151 497	Nut
32	1	2196 820-1	MOULDING PACKAGE, Quarter Panel Wheel Opening (23-23-39)
	10	9413 197	Screw
33	1	2196 818-9	DEFLECTOR PACKAGE, Quarter Panel Stone (23-34-240)
	6	9414 080	Screw
34	2	2275 971	MOULDING PACKAGE, Quarter Panel Top Front (23-23-39)
	14	6022 983	Washer
	14	----	Nut
35	1	2298 691-2	MOULDING PACKAGE, Quarter Panel Lower Front (23-23-39)
	4	6000 832	Retainer
	4	6001 251	Clip
	4	151 497	Nut
36	1	2275 107-8	MOULDING PACKAGE, Body Side Sill (23-23-2)
	8	6000 938	Clip
	16	9414 586	Screw
	2	9417 515	Screw

Part Type Code is Indicated in Parentheses 19x9260B



REF. NO.	QTY	PART NUMBER	DESCRIPTION
1	1	2298 695-6	MOULDING PACKAGE, Fender Side Upper (12-15-2)
12	6001	251	Clip 4 151 497 Nut
2	6001	060	Retainer
2	2252	081	Spacer
4	6001	252	Fastener
2	2240	940-1	MOULDING PACKAGE, Fender Wheel Opening (12-15-2)
16	9413	197	Screw
3	1	2240 938-9	MOULDING PACKAGE, Fender Front Lower (12-15-2)
6	6022	506	Screw
2	1904	121	Clip
8	120	375	Nut
4	1	2298 706-7	MOULDING PACKAGE, Fender Front Upper (12-15-2)
6	151	497	Nut
5	1	2099 636	NAME PLATE, Radiator Grille (7-16-61)
2	151	497	Nut
6	1	2275 922-3	MOULDING, Radiator Grille Lower Panel (7-16-36)
10	120	375	Nut
7	1	2275 192	CAP, Radiator Grille Lower Moulding (7-16-44)
2	9413	272	Screw
1	120	375	Nut
8	1	2099 638	MEDALLION, Fender Top Panel Ornament (12-15-21)
9	1	2099 852	ASSEMBLY, Fender Top Panel Ornament, Extension, and Medallion (12-15-21)
3	151	497	Nut
10	*	2417 203	TAPE, Fender Top Panel Ornament (12-15-33)
11	1	2099 634-5	FRAME, Radiator Grille (7-16-36)
16	----	----	Nut 4 151 497 Nut
12	1	2275 987	MOULDING PACKAGE, Hood Top (15-25-2)
7	9415	250	Nut
13	1	1692 191	CAP, Windshield Outside Finish Moulding Lower Center Joint (23-23-66)
14	1	1750 574	CAP, Windshield Outside Finish Moulding Joint Upper (23-23-66)
15	1	2196 477-8	MOULDING PACKAGE, Windshield Outside Finish Lower (23-23-65)
20	6006	200	Clip
16	1	2298 550-1	MOULDING PACKAGE, Windshield Outside Finish Upper (23-23-65)

All Packages Include Attaching Parts

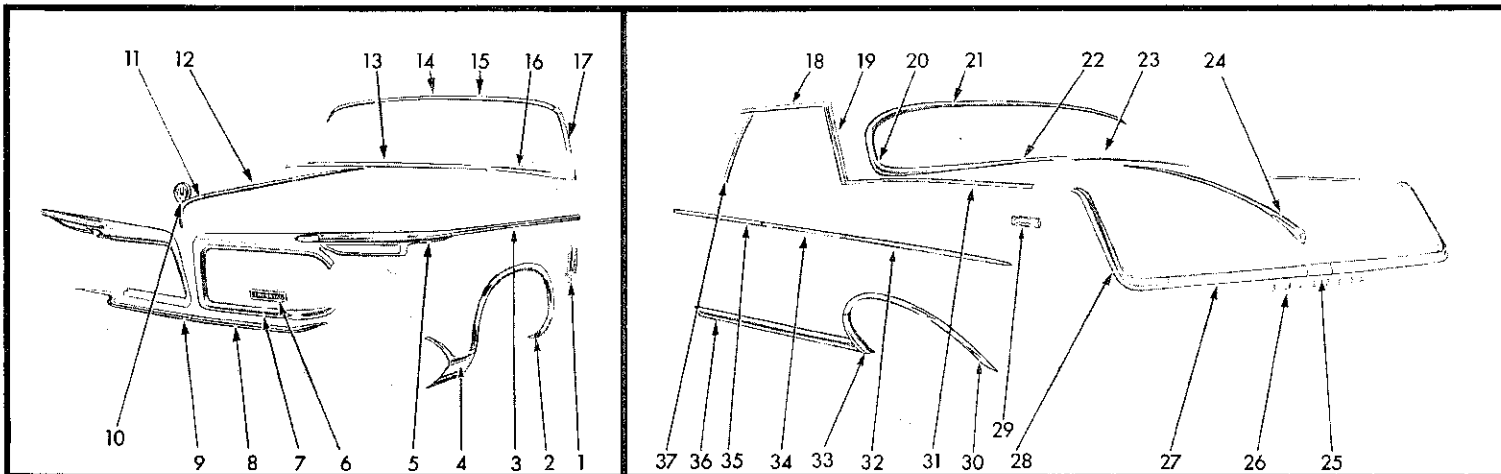
REF. NO.	QTY	PART NUMBER	DESCRIPTION
4	6000	858	Retainer
2	6006	338	Retainer
6	1961	286	Washer
6	----	----	Nut
17	1	2196 472-3	MOULDING PACKAGE, Windshield Outside Finish Side (23-23-65)
8	6000	000	Screw
18	2	1751 325	MOULDING, Front Door Vent Wing Division Channel, Inner (23-23-36)
2	1751	323	MOULDING, Front Door Vent Wing Division Channel, Outer (23-23-36)
19	1	2189 988-9	MOULDING, Roof Side Drain Trough (23-59-61)
20	1	2275 904-5	MOULDING PACKAGE, Roof Panel Outside Finish Side (23-23-42)
4	1961	286	Washer
4	9411	618	Nut
21	1	2298 580-1	MOULDING PACKAGE, Rear Window Outside Finish Side (23-23-52)
4	6001	242	Clip
2	6001	243	Clip
6	271	472	Nut
22	1	2298 579	MOULDING PACKAGE, Rear Window Outside Finish Upper (23-23-52)
5	6001	242	Clip
5	6001	246	Slide Fastener
23	1	2298 577-8	MOULDING PACKAGE, Rear Window Outside Finish Lower (23-23-52)
10	6001	242	Clip
10	6001	246	Slide Fastener
24	1	2275 906	MOULDING and LOCK CYLINDER COVER PACKAGE, Deck Lid (23-23-30)
1	9416	929	Screw
1	151	497	Nut
4	6006	262	Nut
1	2252	098	Gasket (not included in pkg.)
25	1	2189 606	MOULDING, Deck Opening Lower Panel Fuel Filler Door (23-23-23)
2	----	----	Screw
26	2	2252 161	LETTERS, Deck Opening Lower Panel I (23-34-184)

REF. NO.	QTY	PART NUMBER	DESCRIPTION
1	2252	162	M
1	2252	163	P
1	2189	611	E
1	2189	612	R
1	2252	164	A
1	2252	165	L
*	6006	468	Clip
27	1	2298 582-3	MOULDING PACKAGE, Deck Opening Lower Panel (23-23-23)
8	6022	983	Washer
8	----	----	Nut
28	1	2275 977-8	MOULDING PACKAGE, Quarter Panel Rear (23-23-39)
6	6022	983	Washer
6	----	----	Nut
29	2	2189 687	ORNAMENT, Quarter Outside Panel Crown (23-34-334)
4	152	260	Nut and Seal
30	1	2275 996-7	MOULDING PACKAGE, Quarter Panel Lower (23-23-39)
6	2189	874	Washer
4	6000	505	Clip
31	2	2275 971	MOULDING PACKAGE, Quarter Panel Upper Front (23-23-39)
14	6022	983	Washer
14	----	----	Nut
32	1	2196 820-1	MOULDING PACKAGE, Quarter Panel Wheel Opening (23-23-39)
10	9413	197	Screw
33	1	2196 818-9	DEFLECTOR PACKAGE, Quarter Panel Stone (23-34-240)
6	9414	080	Screw
1	2298	689-90	MOULDING PACKAGE, Rear Door (23-23-33)
6	6001	251	Clip
4	6000	832	Retainer 4 151 497 Nut
35	1	2275 107-8	MOULDING PACKAGE, Body Side Sill (23-23-2)
8	6000	938	Clip
16	9414	586	Screw 2 9417 515 Screw
36	2	2298 687	MOULDING PACKAGE, Front Door (23-23-32)
6	6001	251	Clip
4	6000	832	Retainer
4	151	497	Nut

Part Type Code is Indicated in Parentheses

19x9193B

MOULDINGS - IMPERIAL CROWN SY1(M) SPECIAL 4 DOOR SEDAN



REF. NO.	QTY	PART NUMBER	DESCRIPTION
1	2	2240 942	NAME PLATE, Fender Side (12-15-21)
	12	6000 050	Clip
2	1	2240 940-1	MOULDING PACKAGE, Fender Wheel Opening (12-15-2)
	16	9413 197	Screw
3	1	2298 695-6	MOULDING PACKAGE, Fender Side Upper (12-15-2)
	2	6001 060	Retainer
	2	2252 081	Spacer
	4	6001 252	Fastener
	12	6001 251	Clip
	4	151 497	Nut
4	1	2240 938-9	MOULDING PACKAGE, Fender Front Lower (12-15-2)
	2	1904 121	Clip
	6	6022 506	Screw
	8	120 375	Nut
5	1	2298 706-7	MOULDING PACKAGE, Fender Front Upper (12-15-2)
	6	6010 020	Stud
	6	151 497	Nut
6	1	2099 636	NAME PLATE, Radiator Grille (7-16-61)
7	1	2099 634-5	FRAME, Radiator Grille (7-16-36)
8	1	2275 922-3	MOULDING PACKAGE, Radiator Grille Lower Panel (7-16-36)
	11	6022 162	Nut
9	1	2275 192	CAP, Radiator Grille Lower Panel Moulding (7-16-44)
10	1	2099 852	ORNAMENT and MEDALLION, Fender Top Panel (12-15-21)
	1	151 497	Nut
11	1	2417 203	TAPE, Fender Top Panel Ornament (12-15-33)
12	1	2275 987	MOULDING PACKAGE, Hood Top (15-25-2)
	7	9415 250	Nut
13	1	1692 191	CAP, Windshield Moulding Lower Center Joint (23-23-66)
14	1	1750 754	CAP, Windshield Upper Moulding Center Joint (23-23-66)
15	1	2298 550-1	MOULDING PACKAGE, Windshield Outside Finish Upper (23-23-65)
	4	6000 858	Retainer

All Packages Include Attaching Parts

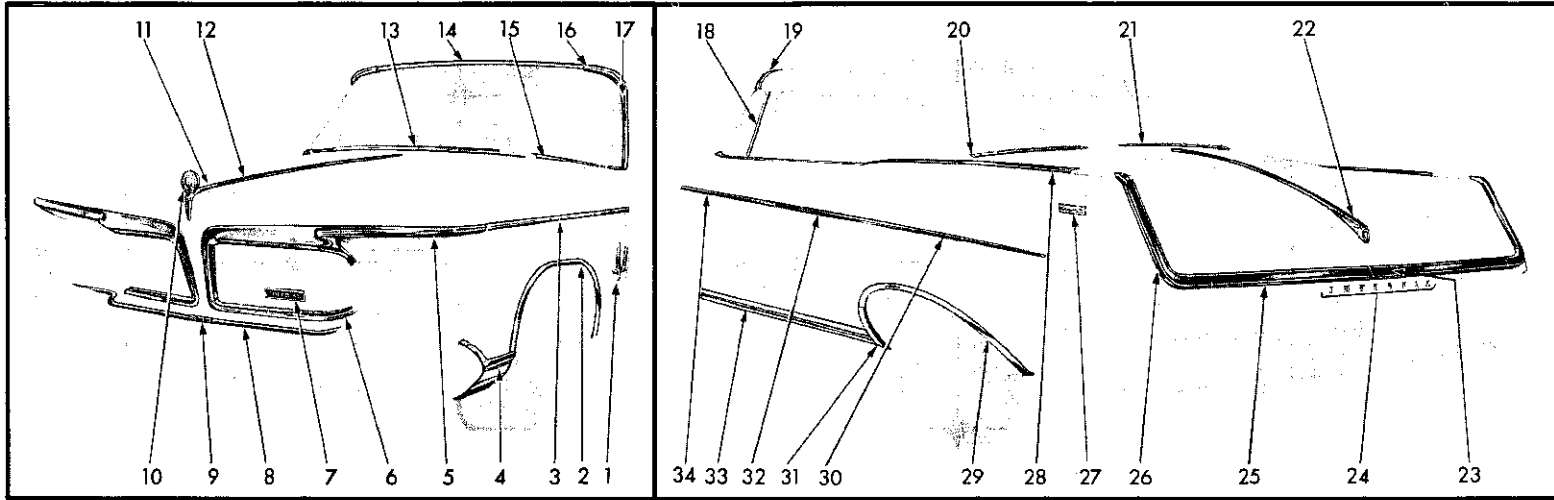
REF. NO.	QTY	PART NUMBER	DESCRIPTION
2	2	6006 338	Retainer
	6	1961 286	Washer
	6	-----	Nut
16	1	2196 477-8	MOULDING PACKAGE, Windshield Outside Finish Lower (23-23-65)
20	6006 200	Clip	
17	1	2196 472-3	MOULDING PACKAGE, Windshield Outside Finish Side (23-23-65)
	8	6000 000	Clip
18	1	2189 986-7	MOULDING, Roof Side Drain Trough (23-59-61)
19	1	2275 902-3	MOULDING PACKAGE, Roof Panel Outside Finish Side (23-23-42)
	4	1961 286	Washer
	4	9411 618	Nut
20	1	2196 826-7	MOULDING PACKAGE, Rear Window Outside Finish Side (23-23-52)
	12	6006 201	Clip
21	1	2196 823	MOULDING PACKAGE, Rear Window Outside Finish Upper (23-23-52)
	14	6006 201	Clip
22	1	2196 880-1	MOULDING PACKAGE, Rear Window Outside Finish Lower (23-23-52)
	16	6006 200	Clip
23	1	2188 375	CAP, Rear Window Outside Lower Moulding (23-23-41)
24	1	2275 906	MOULDING PACKAGE, Deck Lid, w/Lock Cylinder Cover (23-23-30)
	1	9416 929	Screw
	1	151 497	Nut
	4	6006 263	Nut
25	1	2189 606	MOULDING, Deck Lower Panel Fuel Filler Door (23-23-23)
	2	-----	Screw
26	2	2252 161	I, LETTERS, Deck Opening Lower Panel (23-34-184)
	1	2252 162	M
	1	2252 163	P
	1	2189 611	E
	1	2189 612	R
	1	2252 164	A
	1	2252 165	L
	4	6006 468	Clip

REF. NO.	QTY	PART NUMBER	DESCRIPTION
27	1	2298 582-3	MOULDING PACKAGE, Deck Lower Panel (23-23-23)
	8	6022 983	Washer
	8	-----	Nut
28	1	2275 977-8	MOULDING PACKAGE, Quarter Panel Top Rear (23-23-39)
	6	6022 983	Washer
	6	-----	Nut
29	2	2189 687	ORNAMENT, Quarter Outside Panel Crown (23-34-334)
	4	152 260	Nut and Seal
30	1	2196 820-1	MOULDING PACKAGE, Quarter Panel Wheel Opening (23-23-39)
	10	9413 197	Screw
31	2	2275 971	MOULDING PACKAGE, Quarter Panel Top Front (23-23-39)
	14	6022 983	Washer
	14	-----	Nut
32	1	2275 998-9	MOULDING PACKAGE, Quarter Panel Lower Rear (23-23-39)
	6	2189 874	Washer
	4	6000 505	Clip
33	1	2196 818-9	DEFLECTOR PACKAGE, Quarter Panel Stone (23-34-240)
	6	9414 080	Screw
34	1	2298 691-2	MOULDING PACKAGE, Quarter Panel Lower Front (23-23-39)
	4	6000 832	Retainer
	4	6001 251	Clip
	4	151 497	Nut
35	2	2298 685	MOULDING PACKAGE, Door (23-23-32)
	8	6001 251	Clip
	4	6000 832	Retainer
	4	151 497	Nut
36	1	2275 107-8	MOULDING PACKAGE, Body Side Sill (23-23-2)
	8	6000 938	Clip
	16	9414 586	Screw
	2	9417 515	Screw
37	2	1751 325	MOULDING, Door Vent Wing Division Channel Inner (23-23-36)
	2	1751 323	MOULDING, Door Vent Wing Division Channel Outer (23-23-36)

Part Type Code is Indicated in Parentheses

19x9265B

MOULDINGS - IMPERIAL CROWN SY1(M) SPECIAL CLUB COUPE



REF. NO.	QTY	PART NUMBER	DESCRIPTION
1	2	2240 942	NAME PLATE, Fender Side (12-15-21)
	12	6000 050	Clip
2	1	2240 940-1	MOULDING PACKAGE, Fender Wheel Opening (12-15-2)
	16	9413 197	Screw
3	1	2298 695-6	MOULDING PACKAGE, Fender Side Upper (12-15-2)
	2	6001 060	Retainer
	2	2252 081	Spacer
	4	6001 252	Fastener
	12	6001 251	Clip
	4	151 497	Nut
4	1	2240 938-9	MOULDING PACKAGE, Fender Front Lower (12-15-2)
	2	1904 121	Clip
	6	6022 506	Screw
	8	120 375	Nut
5	1	2298 706-7	MOULDING PACKAGE, Fender Front Upper (12-15-2)
	6	6010 020	Stud
	6	151 497	Nut
6	1	2099 634-5	FRAME, Radiator Grille (7-16-36)
7	1	2099 636	NAME PLATE, Radiator Grille (7-16-61)
8	1	2275 922-3	MOULDING PACKAGE, Grille Lower Panel (7-16-36)
	11	6022 162	Nut
9	1	2275 192	CAP, Grille Lower Panel Moulding (7-16-44)
10	1	2099 852	ORNAMENT and MEDALLION, Fender Top (12-15-21)
	1	151 497	Nut
11	*	2417 203	TAPE, Fender Top Panel Ornament (12-15-33)
12	1	2275 987	MOULDING PACKAGE, Hood Top (15-25-2)
	7	9415 250	Nut
13	1	1692 191	CAP, Windshield Moulding Lower Center Joint (23-23-66)
14	1	2196 749	MOULDING PACKAGE, Windshield Outside Finish Moulding Upper (23-23-65)
	10	6006 176	Stud
		10	6006 434 Retainer

All Packages Include Attaching Parts

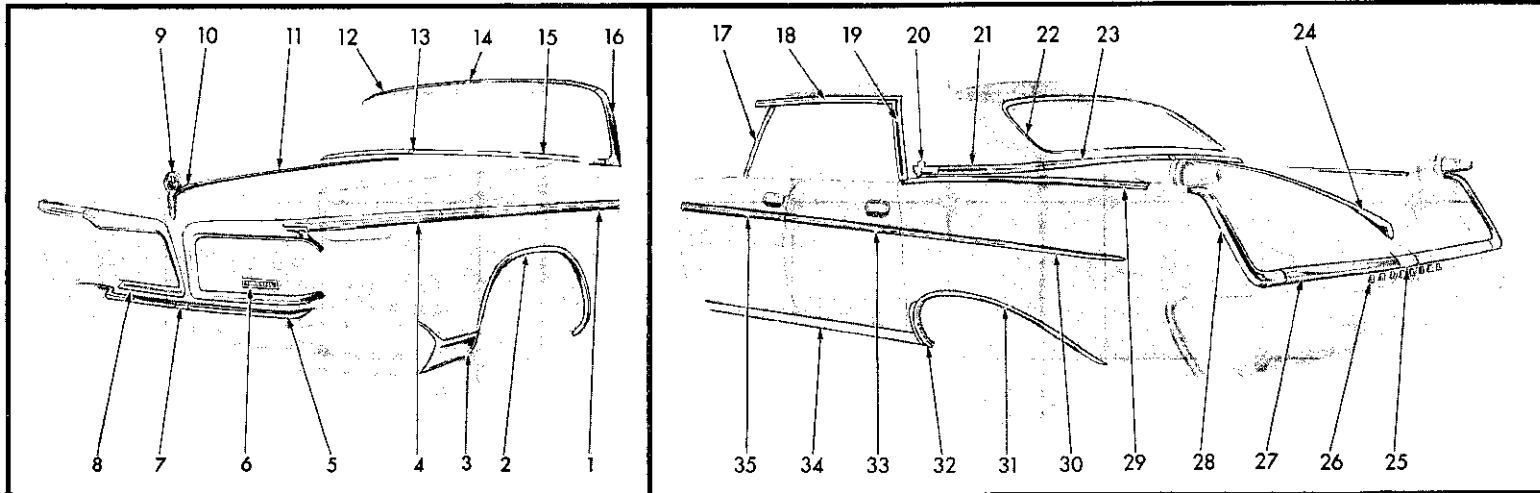
REF. NO.	QTY	PART NUMBER	DESCRIPTION
15	1	2196 477-8	MOULDING PACKAGE, Windshield Outside Finish Lower (23-23-65)
16	1	2196 673-4	MOULDING PACKAGE, Windshield Header Upper Corner (23-23-65)
	4	-----	Screw
17	1	2196 481-2	MOULDING PACKAGE, Windshield Outside Finish Side (23-23-65)
	6	6000 000	Screw
	2	-----	Screw
18	2	1751 325	MOULDING, Door Vent Wing Division Channel Inner (23-23-36)
	2	1751 323	MOULDING, Door Vent Wing Division Channel Outer (23-23-36)
19	1	2196 483	MOULDING PACKAGE, Folding Top Header (23-58-240)
	11	274 110	Screw
20	1	2196 682-3	CAP PACKAGE, Belt Moulding to Quarter Panel (23-23-41)
	2	-----	Screw
21	1	2196 684-5	MOULDING PACKAGE, Folding Top Belt Outside Finish (23-23-49)
	20	2094 380	Fastener
22	1	2275 906	MOULDING PACKAGE, Deck Lid, w/Lock Cylinder Cover (23-23-30)
	1	9416 929	Screw
	1	151 497	Nut
	4	6006 263	Nut
23	1	2189 606	MOULDING, Deck Lower Panel Fuel Filler Door (23-23-23)
	2	-----	Screw
24	2	2252 161	I, LETTERS, Deck Opening Lower Panel(23-34-184)
	1	2252 162	M
	1	2252 163	P
	1	2189 611	E
	1	2189 612	R
	1	2252 164	A
	1	2252 165	L
	*	6006 468	Clip

REF. NO.	QTY	PART NUMBER	DESCRIPTION
25	1	2298 582-3	MOULDING PACKAGE, Deck Lower Panel (23-23-23)
	8	6022 983	Washer
	8	-----	Nut
26	1	2275 977-8	MOULDING PACKAGE, Quarter Panel Upper Rear (23-23-39)
	6	6022 983	Washer
	6	-----	Nut
27	2	2189 687	ORNAMENT, Quarter Outside Panel Crown (23-34-334)
	4	152 260	Nut and Seal
28	2	2275 971	MOULDING PACKAGE, Quarter Panel Upper Front (23-23-39)
	14	6022 983	Washer
	14	-----	Nut
29	1	2196 820-1	MOULDING PACKAGE, Quarter Panel Wheel Opening (23-23-39)
	10	9413 197	Screw
30	1	2275 998-9	MOULDING PACKAGE, Quarter Panel Lower Rear (23-23-39)
	6	2189 874	Washer
	4	6000 505	Clip
		2	151 497 Nut
31	1	2196 818-9	DEFLECTOR PACKAGE, Quarter Panel Stone (23-34-240)
	6	9414 080	Screw
32	1	2298 691-2	MOULDING PACKAGE, Quarter Panel Lower Front (23-23-39)
	4	6000 832	Retainer
	4	6001 251	Clip
		4	151 497 Nut
33	1	2275 107-8	MOULDING PACKAGE, Body Side Sill (23-23-2)
	8	6000 938	Clip
	16	9414 586	Screw
		2	9417 515 Screw
34	2	2298 685	MOULDING PACKAGE, Door (23-23-32)
	8	6001 251	Clip
	4	6000 832	Retainer
		4	151 497 Nut

Part Type Code is Indicated in Parentheses

19x9279B

MOULDINGS - IMPERIAL CROWN SY1(M) CONVERTIBLE COUPE



REF. NO.	QTY	PART NUMBER	DESCRIPTION
1	1	2298 695-6	MOULDING PACKAGE, Fender Side Upper (12-15-2)
	12	6001 251	Clip
	4	6001 252	Fastener
	2	6001 060	Retainer
	2	2252 081	Spacer
	4	151 497	Nut
2	1	2240 940-1	MOULDING, Wheel Opening (12-15-2)
	14	9413 197	Screw
3	1	2240 938-9	MOULDING PACKAGE, Fender Front Lower (12-15-2)
	2	1904 121	Clip
	6	6022 506	Screw
	8	120 375	Nut
4	1	2298 706-7	MOULDING PACKAGE, Fender Front (12-15-2)
	12	151 497	Nut
5	1	2275 922-3	MOULDING, Grille Lower Panel (7-16-36)
6	1	2099 636	NAME PLATE, Radiator Grille (7-16-61)
7	1	2275 192	CAP, Radiator Grille Low Panel Moulding (7-16-44)
8	1	2099 634-5	FRAME, Radiator Grille (7-16-36)
9	1	2099 852	ORNAMENT PACKAGE, Fender Top Panel (12-15-21)
10	*	2417 203	TAPE, Fender Top Panel Ornament (12-15-33)
11	1	2275 987	MOULDING PACKAGE, Hood Top Panel (15-25-2)
	7	9415 250	Nut
12	1	2298 550-1	MOULDING PACKAGE, Windshield Opening Upper (23-23-65)
	4	6000 858	Retainer 6 1961 286 Washer
	2	6006 338	Retainer 6 Nut
13	1	1692 191	CAP, Windshield Moulding Lower Center Joint (23-23-66)
14	1	1750 754	CAP, Windshield Upper Moulding Center Joint (23-23-66)
15	1	2196 477-8	MOULDING PACKAGE, Windshield Opening Lower (23-23-65)
	20	6006 200	Clip

All Packages Include Attaching Parts

REF. NO.	QTY	PART NUMBER	DESCRIPTION
16	1	2196 472-3	MOULDING PACKAGE, Windshield Opening Side (23-23-65)
	8	6000 000	Screw
17	2	1751 323	MOULDING, Front Door Vent Wing Division Channel, Outer (23-23-36)
	2	1751 325	MOULDING, Front Door Vent Wing Division Channel, Inner (23-23-36)
18	1	2189 988-9	MOULDING, Roof Side Drain Trough (23-59-61)
19	1	2275 904-5	MOULDING PACKAGE, Roof Side (23-23-42)
	4	1961 286	Washer
	4	9411 618	Nut
20	2	2240 950	MEDALLION PACKAGE, Roof Panel Side (23-34-334)
	4	6022 052	Washer
	4	6000 829	Clip
21	1	2275 312-3	EXTENSION MOULDING PACKAGE, Roof Outside Panel Belt (23-23-42)
	2	161 430	Screw
	2	152 260	Nut
	1	1961 516-7	MOULDING, Rear Window Outside (23-23-52)
22	1	2275 314-5	MOULDING PACKAGE, Roof Panel Outside Belt (23-23-42)
	2	6001 205	Retainer
	2	-----	Nut 2 6022 850 Sealer
	4	6001 208	Clip 2 152 260 Nut and Seal
	4	161 871	Screw 2 161 430 Screw
	4	6022 862	Sealer 8 6001 204 Clip and Seal
24	1	2275 906	MOULDING PACKAGE, Deck Lid, w/ Lock Cylinder Cover (23-23-30)
	1	9416 929	Screw
	1	151 497	Nut and Seal
	4	6006 263	Nut and Seal
25	1	2189 606	MOULDING, Fuel Filler Door (23-23-23)
	2	-----	Screw
26	2	2252 161	LETTERS, Deck Opening Lower Panel, I (23-34-184)
	1	2252 162	M
	1	2252 163	P
	1	2189 611	E
	1	2189 612	R

REF. NO.	QTY	PART NUMBER	DESCRIPTION
	1	2252 164	A
	1	2252 165	L
	*	6006 468	Clip
27	1	2298 582-3	MOULDING PACKAGE, Deck Opening Lower Panel (23-23-23)
	8	6022 983	Washer
	8	-----	Nut
28	1	2275 977-8	MOULDING PACKAGE, Quarter Panel Peak Rear (23-23-39)
	6	6022 983	Washer
	6	-----	Nut
29	2	2275 971	MOULDING PACKAGE, Quarter Panel Peak Front (23-23-39)
	7	6022 983	Washer
	7	-----	Nut
30	1	2275 996-7	MOULDING PACKAGE, Quarter Panel Lower (23-23-39)
	6	2189 874	Washer
	4	6000 505	Clip
	2	151 497	Nut
31	1	2196 820-1	MOULDING PACKAGE, Quarter Panel Wheel Opening (23-23-39)
	10	-----	Screw
32	1	2196 818-9	DEFLECTOR PACKAGE, Quarter Panel Stone (23-34-240)
	6	9414 080	Screw
33	1	2298 689-90	MOULDING PACKAGE, Rear Door (23-23-33)
	3	6001 251	Clip
	4	6000 832	Retainer
	4	151 497	Nut
34	1	2275 107-8	MOULDING PACKAGE, Body Side Sill (23-23-2)
	8	6000 938	Clip
	16	9414 586	Screw
	2	9417 515	Screw
35	2	2298 687	MOULDING PACKAGE, Front Door (23-23-32)
	6	6001 251	Clip
	4	6000 832	Retainer
	4	151 497	Nut

Part Type Code is Indicated in Parentheses 19x9156B

MOULDINGS - IMPERIAL LE BARON SY1(H) SPECIAL 4 DOOR SEDAN

CODE	PART NAME AND DESCRIPTION	PER CAR	VALIANT LANCER	PLYMOUTH DODGE	CHRYSLER IMPERIAL
23-02-0 ASH RECEIVERS					
23-02-1	RECEIVER, Front Seat Back Ash				
	SD3 Use w/o Lighter	★	2162 566	2080 184	2080 184
	SD3 Complete, use w/o Lighter. . .	★	2162 596	2080 641	2080 641
	Except SD3 w/Face PLATE	1	----	2086 611	
	All Use w/Lighter	1	----	----	*2080 181
	All Complete, use w/Lighter . . .	1	----	----	2080 639
	Sp. Cl. Cp., Cv. Cp., SC2-300H				
	Complete	2	----	----	2162 596
	SCREW	4	----	----	125 978
	Sp. Cl. Cp., Cv. Cp., C2	2	----	----	2162 566
23-02-11	HOUSING, Front Seat Back Ash Receiver Except SD3	1	----	1902 375	
23-02-12	SNUFFER, Seat Back Ash Receiver				
	Front	1	----	1902 374	
	Sub. Third	1	----	1902 374	1902 374
23-02-18	RECEIVER, Instrument Panel Ash				
	SC1, SC2, SC3, except SD3	1	*2083 099	2162 721	1901 739
	SD3, SYL, SYM, SYH	1	----	1901 938	1901 826
	SC1, SC2, SC3 Complete	1	*2083 100	----	1839 704
23-02-19	HOUSING, Instrument Panel Ash Receiver Except SD3	1	2083 021	2162 685	
	SD3	1		1901 944	
23-02-21	CATCH, Instrument Panel Ash Receiver Pivot All	1	*2083 033		
23-02-40	DOOR and HOUSING, Instrument Panel Ash Receiver SYL, SYM, SYH	1	----	----	1900 878
23-02-42	HANDLE, Instrument Panel Ash Receiver SC1, SC2, SC3	1	----	----	1698 140
23-02-43	SPRING, Instrument Panel Ash Receiver Door				
	SC1, SC2, SC3 Right	1	----	----	2080 234
	SYL, SYM, SYH	1	----	----	1901 844-5
23-02-62	RECEIVER, Rear Quarter Ash Sp. Cl. Cp., Cv. Cp., SYL, SYM	2	----	----	2080 413
23-02-78	RECEIVER, Rear Door Ash SYL, SYM, SYH	2	----	----	2080 413
23-02-81	RETAINER, Rear Floor Tunnel Console Ash Receiver SP2-P, SD2-P, SC2-300H	1	----	2086 114	2086 114
23-02-82	SPRING, Floor Console Front Ash Receiver SP2-P, SD2-P	1	----	2292 503	
	SPRING, Rear Door and Quarter Arm Rest Ash Receiver Lid SYL, SYM, SYH	2	----	----	2085 485
23-02-89	BEZEL and LID, Rear Door and Quarter Arm Rest Ash Receiver SP. 4 D., SYL, SYM, SYH	1	----	----	2085 514-5
	Sp. Cl. Cp., Cv. Cp., SYL, SYM	1	----	----	2080 670-1
23-02-105	RECEIVER, Floor Tunnel Console Ash				
	SP2-P, SD2-P, SC2-300H				
	Front	1	----	1607 897	2161 028
	SP2-P, SD2-P, SC2-300H				
	w/Face Plate, Rear	1	----	2161 115	2161 115

★ Indicates use as required.

☐ Indicates parts not listed in any previous parts book.

Right and left part numbers are on same line,
first number is right, second number is left.

* Indicates change or addition.

1962 PASSENGER CAR PARTS CATALOG

BODY

CODE	PART NAME AND DESCRIPTION	PER CAR	VALIANT LANCER	PLYMOUTH DODGE	CHRYSLER IMPERIAL
23-02-O ASH RECEIVERS - Cont'd					
23-02-107	BEZEL, Floor Tunnel Console Ash Receiver SP2-P, SD2-P Front	1	----	1623 104	
	SP2-P, SD2-P, SC2-300H Rear	1	----	2161 035	2161 035
23-02-145	RECEIVER, Third Seat Ash Sub.	1	----	2086 611	2086 611
23-02-149	BRACKET, Third Seat Ash Receiver Mounting Sub.	1	----	2080 596	2080 596
23-02-150	HOUSING, Third Seat Ash Receiver Sub.	1	----	1902 375	1902 375
23-04-O FLOOR BOARDS					
23-04-2	COVER, Floor Pan Steering Column Opening SYL, SYM, SYH	1	----	----	1878 145
23-04-117	BOLT and RETAINER, Steering Column Opening Cover SYL, SYM, SYH	3	----	----	1475 900
23-04-205	SKID STRIP, Center Floor Pan Third Seat Back Support Sub.	2	----	*2251 868	
	MOULDING, Rear Floor Pan Cover Panel Sub.	1	----	2254 668	
	SCREW	16	----	9414 711	
23-04-229	COVER, Spare Tire, Plastic Except Sub. Hardboard Sub. Black	1	⊠2419 361		
	PANEL, Spare Tire SYL, SYM, SYH	1	----	2170 087	2170 087
23-04-241	HOUSING, Fuel Tank Filler Tube Except Sub.	1	----	2253 213	
	Sub., SD3 w/COLLAR	1	----	1960 501	1960 501
	SYL, SYM, SYH Upper	1	----	----	1877 354
	Lower	1	----	----	1877 353
23-04-249	SEAL, Fuel Tank Filler Tube Sub., SD3 SYL, SYM, SYH Housing To Door Housing	1	2242 359		
		1	----	1833 900	1833 900
		1	----	----	1877 488
		1	----	----	1877 516
23-04-250	RETAINER, Fuel Tank Filler Tube Seal SYL, SYM, SYH	1	----	----	1877 355
23-06-O GLOVE BOX					
23-06-4	BOX, Glove SC1, SC2, SC3, except SD3 SD3, SYL, SYM, SYH	1	*2083 096	*2292 242	*2292 289
	Except SD3 Use w/Air Cond.	1	----	1901 784	1901 808
	SD3 Use w/Air Cond.	1	----	2162 682	
		1	----	2161 268	
23-06-10	DOOR, Glove Box SC1, SC2, except SD3 SD3, SYL, SYM, SYH	1	----	*2162 683	*1901 734
	SC1, SC3 w/o Holes	1	----	1901 931	1839 569
23-06-12	PLATE, Glove Box Door Inner SYL, SYM, SYH	1	----	----	*2080 459
		1	----	----	1839 568

★ Indicates use as required.

⊠ Indicates parts not listed in any previous parts book.

March 8, 1963 Supersedes May 1, 1962.

Printed in U.S.A.
 Prices and specifications subject to change without notice.
 Right and left part numbers are on same line,
 first number is right, second number is left.
 * Indicates change or addition.

CODE	PART NAME AND DESCRIPTION	PER CAR	VALIANT LANCER	PLYMOUTH DODGE	CHRYSLER IMPERIAL
23-06-0 GLOVE BOX - Cont'd					
23-06-13	ARM or STOP, Glove Box Door Check SC1, SC2, SC3, except SD3 SD3, SYL, SYM, SYH	1 1	---- ----	*2162 693 *1901 790	*1901 764 *1902 176-7
23-06-14	BUMPER, Glove Box Door SC1, SC2, SC3 SYL, SYM, SYH	* 2	---- 729 152	2080 201 ----	2080 201 2080 480
23-06-15	CATCH, Glove Box Door Lock SC1, SC2, SC3 SCREW NUT SD3, SYL, SYM, SYH	1 2 1 1	2082 219 * 161 895 * 445 247 ----	2162 692 ---- *2161 217	6008 016 ---- *2161 469
23-06-16	BRACKET, Glove Box Door Lock Catch SC1, SC2, SC3	1	----	----	1685 782
23-06-17	FACE PLATE, Glove Box Door SD3	1	----	*2161 569	
23-06-21	HINGE, Glove Box Door SC1, SC2, SC3, except SD3 SCREW SD3, SYL, SYM, SYH	1 * 1	*2083 061 164 042 ----	*2162 886 ---- *2161 621	*1901 727 1901 691 *1902 201
23-06-22	SPRING, Glove Box Door Release	1	B2217 312		
23-06-28	LATCH, Glove Box Door w/o Lock	1	2161 182		
	SC1, SC2, SC3, except SD3 w/LOCK	1	----	*1830 415	*1830 415
	SD3, SYL, SYM, SYH w/LOCK	1	----	*2080 321	*2086 051
23-06-41	GROMMET, Glove Box Door Check Arm SD3	*	----	*2080 488	*2080 488
23-06-49	MOULDING, Glove Box Door SD3	1	----	*1902 313	
23-06-53	NAME PLATE, Glove Box Door SD3 DODGE NUT Newport 300	1 2 1 1	---- ---- ---- ----	*2161 540 *9415 312 ---- ----	2162 301 2162 302
23-07-0 BRACKETS AND REINFORCEMENTS					
23-07-168	REINFORCEMENT, Instrument Panel Lower SYL, SYM, SYH	1	----	----	1839 570
23-07-169	BRACKET, Instrument Panel Lower Reinforcement to Pillar SYL, SYM, SYH	1	----	----	2080 652-3
23-08-0 BUMPERS AND STRIKERS					
23-08-12	BUMPER or WEDGE, Door Sp. Cl. Cp., Cv. Cp., SC1, SC2, SC3 Door Body Sp. Cl. Cp., Cv. Cp., SYL, SYM, SYH Door Body	2 2 1 2	---- ---- ---- ----	* 989 513 *1544 841 ---- ----	* 989 513 *1544 841 * 989 513 *1750 995

★ Indicates use as required.
 ☐ Indicates parts not listed in any previous parts book.
 Right and left part numbers are on same line,
 first number is right, second number is left.
 * Indicates change or addition.

1962 PASSENGER CAR PARTS CATALOG

BODY

CODE	PART NAME AND DESCRIPTION	PER CAR	VALIANT LANCER	PLYMOUTH DODGE	CHRYSLER IMPERIAL
23-08-O BUMPERS AND STRIKERS - Cont'd					
23-08-12	BUMPER OR WEDGE - Cont'd				
	4D., Sub. Front Upper	2	2082 641		
	Rear	2	1954 397		
	Sp. Cl. Cp., Cv. Cp. Upper	2	1954 393		
	Lower	2	1954 397		
	Except SD3	★	----	2167 324	
	4D., Sp. 4D., Sub., SD3, SC1, SC2, SC3				
	Front	4	----	1883 740	1883 740
	Rear	4	----	1883 740	1883 740
	Sp. Cl. Cp., Cv. Cp., SD3, SC1, SC2	4	----	1954 393	1954 393
	Sp. 4D., SYL, SYM, SYH				
	Front	4	----	----	2188 470
	Rear	4	----	----	2093 950
	Sp. Cl. Cp., Cv. Cp., SYL, SYM	4	----	----	2093 950
23-08-13	STOP, Front Door Trim Panel Bumper				
	Sp. 4 D., SYL, SYM, SYH				
	Chrome	4	----	----	2080 982
	SCREW	4	----	----	161 378
23-08-54	SPACER, Door Lock Striker				
	Front, Thick	★	2081 542		
	Thin	★	2081 543	1954 717	1954 717
	Rear, Thin	★	1954 717	1954 717	1954 717
23-08-60	STRIKER, Door Lock				
	Front	1	2195 766-7	1954 234-5	1954 234-5
	Rear	1	1954 234-5	1954 234-5	1954 234-5
23-08-63	PLATE, Front Door Lock Striker Cover				
	4 D., Sub.	2	2082 609		
	Sp. Cl. Cp., Cl. Sed.	2	2195 765		
23-08-66	RETAINER, Rear Door Lock Striker Tapping Plate	2	----	2252 172	
23-08-75	PLATE, Door Lock Striker Tapping				
	Front	2	2195 787	1952 214	1952 214
	Rear	2	1952 214	1952 214	1952 214
23-08-76	SHIELD or GUARD, Front Door Lock Striker				
	4 D., Sp. 4 D. Sub., except SD3	1	*2082 520-1	*2428 166	
	SCREW	2	----	*9414 746	
23-09-O GLASS CHANNELS					
23-09-2	ROLLER, Rear Door Glass Lower Channel				
	4D., Sub., SD3 Single Groove	2	1697 607	1697 607	1697 607
23-09-9	CHANNEL, Quarter Window Glass Lower				
	NOTE: For models not listed see Part Type Code 23-64-174.				
	Cl. Sed.	1	----	2167 140-1	
	Sp. Cl. Cp., Cv. Cp., SYL, SYM	1	----	2216 384-5	1691 086-7
23-09-15	BRACKET, Quarter Window Guide Channel Upper Rear				
	Sp. Cl. Cp.	2	----	----	1750 660
23-09-17	ROLLER, Quarter Window Glass Lower Channel and Track				
	Sp. Cl. Cp., Cv. Cp., SD3, SC1, SC2	★	----	2165 992	2165 992
	Cv. Cp., SD3, SC1, SC2	2	----	1697 607	1697 607

★ Indicates use as required.
 □ Indicates parts not listed in any previous parts book.
 March 8, 1963 Supersedes May 1, 1962.

Printed in U.S.A.
 Prices and specifications subject to change without notice.
 Right and left part numbers are on same line,
 first number is right, second number is left.
 * Indicates change or addition.

CODE	PART NAME AND DESCRIPTION	PER CAR	VALIANT LANCER	PLYMOUTH DODGE	CHRYSLER IMPERIAL
23-09-0 GLASS CHANNELS - Cont'd					
23-09-17	ROLLER, Rear Door Window Glass Lower Channel and Track Sp. 4 D., Sub., SC1, SC2, SC3	6	----	----	2165 992
	SLIDE, Quarter Window Glass Lower Channel Guide, Nylon Sp. Cl. Cp., Cv. Cp., SYL, SYM	8	----	----	1690 950
23-09-33	BAR, Quarter Window Division, w/BRACKET Cl. Sed.	1	2195 618-9		
	Sp. Cl. Cp. w/CHANNEL	1	2242 710-1		
23-09-35	CHANNEL, Quarter Window Glass Run, w/BRACKET Cl. Sed.	1	2195 740-1		
	STUD, Adjusting	2	1950 830		
23-09-47	SUPPORT, Front Door Glass Rear Run Channel Sp. 4D., Sp. Cl. Cp., Cv. Cp., except SD3				
	Upper	2	----	2216 485	
	Lower	2	----	2216 111	
	SD3, SC1, SC2, SC3, except 4D.				
	Upper	2	----	1963 732	1963 732
	Lower	2	----	1954 446	1954 446
23-09-51	CHANNEL, Front Door Window Glass Guide, w/BRACKET Sp. Cl. Cp., Cl. Sed.	1	2216 794-5		
	STUD, Adjusting	2	6023 231		
	CHANNEL, Front Door Window Glass Rear Run Sp. 4D., Sp. Cl. Cp., Cv. Cp., except SD3	1	----	2166 936-7	
	SD3, SC1, SC2, SC3, except 4D.				
	w/RUN	1	----	1950 812-3	1950 812-3
	SYL, SYM, SYH	1	----	----	1961 382-3
23-09-52	CHANNEL, Front Door Window Glass Lower NOTE: For models not listed see Part Type Code 23-64-265.				
	4D., Sub., except SD3	1	2082 264-5	2167 780-1	
	Cl. Sed.	1	----	2166 916-7	
	Sp. 4 D., SYL, SYM, SYH	1	----	----	1750 578-9
	4D., SD3, SC1, SC3	1	----	2165 712-3	2165 712-3
	Sp. Cl. Cp., Cv. Cp., SYL, SYM	1	----	----	1751 056-7
23-09-56	CHANNEL, Rear Door Window Glass Run Sp. 4 D., SYL, SYM, SYH				
	Front	1	----	----	1961 378-9
	Rear	1	----	----	1961 380-1
	STUD				
	Upper	2	----	----	*6006 409
	Lower	2	----	----	*6006 296
23-09-58	CHANNEL, Rear Door Window Glass Lower NOTE: For models not listed see Part Type Code 23-64-265.				
	4D., SC1, SC2, SC3, except SD3	1	*2081 470-1	2216 266-7	1950 648-9
	Sub.	1	2081 470-1	2216 266-7	
	Sp. 4 D., SYL, SYM, SYH	1	----	2216 100-1	1692 152-3
	4D., SD3	1	----	1950 648-9	
23-09-64	CHANNEL, Tailgate Glass Lower Sub., SD3	1	*2082 394	*1960 513	*1960 513
	Sub., except SD3				
	Bonded Type	1	----	*2251 811	
	Riveted Type	1	----	B2217 511	
	RIVET	2	----	*6023 695	
23-09-67	CHANNEL, Tailgate Glass Run Sub., except SD3				
	Upper	1	2081 725	2251 801	
	Side Upper	2	2081 146		
	Lower	1	2082 764-5	2252 152-3	
	Side Upper	1	----	2251 772-3	
	Sub., SD3				
	Side Lower	1	----	2189 354-5	2189 354-5
	w/Drive STUD	1	----	2189 754-5	2189 754-5

★ Indicates use as required.

⊠ Indicates parts not listed in any previous parts book.

Right and left part numbers are on same line, first number is right, second number is left.

* Indicates change or addition.

Printed in U.S.A.

Prices and specifications subject to change without notice.
March 8, 1963 Supersedes May 1, 1962.

1962 PASSENGER CAR PARTS CATALOG

BODY

CODE	PART NAME AND DESCRIPTION	PER CAR	VALIANT LANCER	PLYMOUTH DODGE	CHRYSLER IMPERIAL
23-09-O GLASS CHANNELS - Cont'd					
23-09-71	SEAL, Tailgate Glass Lower Channel and Bracket Sub.	2	----	2254 849	
23-09-75	CHANNEL, Quarter Window Guide Sp. Cl. Cp. Sp. Cl. Cp., Cv. Cp., SYL, SYM	1	2195 726-7		
	Front	1	----	----	1961 392-3
	Rear	1	----	----	1961 394-5
23-10-O DOOR CHECK					
23-10-1	ARM, Door Check Front	2	2081 340		
	SYL, SYM, SYH Rear	2	2081 456	----	1860 829
23-10-2	BRACKET, Rear Door Check Arm SYL, SYM, SYH	2	----	----	1750 686
23-10-17	GUIDE, Door Check Arm Front	2	1758 076		
	SYL, SYM, SYH Rear	2	1758 076	----	1476 900
	All w/BRACKET, Rear	2	2081 622		
23-10-18	SPRING, Front Door Check Arm Tension SYL, SYM, SYH	2	----	----	*1691 275
23-11-O DOORS					
23-11-1	SHELL, Front Door 4 D., Sub., SL Cl. Sed., SL 4D., Sub., SV, except SD3 Sp. 4D., SYL, SYM, SYH, except SD3, SD2-P Cl. Sed., SV Sp. Cl. Cp., Cv. Cp., SV, SYL, SYM 4D., SD3, SC1, SC2, SC3 SP. Cl. Cp., Cv. Cp., SL, SD3, SC1, SC2 Sp. 4D., Sub., SD3, SC1, SC2, SC3 SP. 4 D., SD2-P	1 1 1 1 1 1 1 1 1 1	2253 284-5 2253 286-7 1919 100-1 ---- 2259 158-9 2259 160-1 ---- *2253 288-9 ---- ----	2253 058-9 2253 060-1 2253 062-3 2253 778-9 1964 118-9 *1964 124-5 2165 326-7 *2255 932-3	1961 374-5 1961 370-1 1964 118-9 *1964 124-5 2165 326-7
23-11-2	DOOR, Front, Trimmed, Includes HARDWARE and GLASS. All Codes. NOTE: Door assemblies complete, will no longer be listed by part number in the parts books. Door assemblies complete will be available during the production run of the car model and will be furnished on special order only. The vehicle SERIAL NUMBER must be noted on the order.				
23-11-3	SHELL, Rear Door 4D., Sub., except SD3 Sp. 4D., SYL, SYM, SYH, except SD3 4D., SD3, SC1, SC2, SC3 Sp. 4D., Sub., SD3, SC1, SC2, SC3	1 1 1 1	1919 102-3 ---- ---- ----	2253 038-9 2253 044-5 1964 130-1 1964 136-7	1961 404-5 1964 130-1 1964 136-7
23-11-4	DOOR, Rear, Trimmed, Includes HARDWARE and GLASS. All Codes. NOTE: Door assemblies complete, will no longer be listed by part number in the parts books. Door assemblies complete will be available during the production run of the car model and will be furnished on special order only. The vehicle SERIAL NUMBER must be noted on the order.				
23-11-19	COVER, Rear Door Inside Panel Upper Front SP. 4 D.	1	----	2216 286-7	
23-11-21	NAME PLATE, Door NOTE: See Exterior Moulding Illustration in Front of Group 23 Body				

★ Indicates use as required.
 □ Indicates parts not listed in any previous parts book.
 March 8, 1963 Supersedes May 1, 1962.

Printed in U.S.A.
 Prices and specifications subject to change without notice.
 Right and left part numbers are on same line,
 first number is right, second number is left.
 * Indicates change or addition.

CODE	PART NAME AND DESCRIPTION	PER CAR	VALIANT LANCER	PLYMOUTH DODGE	CHRYSLER IMPERIAL
------	---------------------------	---------	----------------	----------------	-------------------

23-13-0 SAFE-T-MATIC DOOR LOCKS

NOTE: See Illustration in Front of Group.

23-14-0 DOOR REGULATORS AND REMOTE CONTROL HANDLES

23-14-10	HANDLE, Door Outside Except SD3 SD3	Front Rear Front Rear	1 1 1 1	2242 902-3 2242 902-3 ---- ----	2167 408-9 2167 408-9 * 961 600-1 1961 606-7	1961 600-1 1961 606-7
23-14-14	CLAMP, Door Outside Handle Attaching		★	2082 511		
23-14-18	HANDLE, Door Window Regulator Except SD3 SD3		★ ★	2082 891 ----	1952 818 1900 870	1900 870
23-14-19	ESCUTCHEON, Door and Quarter Window Regulator Handle SD3, use w/1900 870 and 2085 252 Handles ESCUTCHEON, Door Remote Control Handle SP-H, SP-P, SD-H, SD-P ESCUTCHEON, Window Regulator Handle SD3, SC1, SC2, SC3		★ ★ ★ ★	---- ---- ---- ----	1954 124 1900 871 2192 685 ----	1900 871 *2192 685
23-14-21	SPRING, Regulator and Remote Control Handle SC1, SC2, SC3 Except SD3 SYL	Red Black	★ ★ ★	*1695 431 ---- ----	*1695 431 E2252 160 ----	*1695 431 2086 036
23-14-23	CLIP, Regulator and Remote Control Handle		★	1602 532	1602 532	1602 532
23-14-24	SPACER, Window Regulator Handle NOTE: For Models not Shown, see Part Type Code 23-14-19. SD3 SPACER, Remote Control Handle NOTE: For Models not Shown see Part Type Code 23-14-19. Except SP-H, SP-P, SD-H, SD-P, SD3 SD3, SC1, SC2, SC3		★ ★	1684 831 ----	1900 872 2166 751 2299 618	1900 872 2299 618
23-14-25	COVER, Door Remote Control Handle Access Hole Except SD3		★	----	*1952 955	
23-14-27	HANDLE, Door Remote Control SP1-H, SP2-H, SP2-P, SD1-H, SD2-H, SD2-P, SC1, SC2, except SD3 All w/CLIP Except SP1-H, SP2-H, SD1-H, SD2-H, SD3 NUT SC3 SD3, SYL, SYM, SYH		★ ★ ★ ★ ★ ★	1593 022 2082 385 ---- ---- ---- ----	2189 756-7 2166 752 6022 838 ---- 1954 570-1	1954 570-1 1900 860-1 1900 856-7
23-14-39	HANDLE, Front Door Vent Wing NOTE: See Part Type Code 23-14-53.					
23-14-41	SHAFT, Front Door Vent Wing Handle Except SD3 WASHER SCREW		2 2 2	---- ---- ----	2167 634 6022 858 6022 988	
23-14-47	CATCH, Front Door Vent Wing Handle Except Sp. Cl. Cp Sp. Cl. Cp. SYL, SYM		1 1 1	2081 298-9 2195 810-1 ----		2093 828-9

★ Indicates use as required.
 ☒ Indicates parts not listed in any previous parts book.
 Right and left part numbers are on same line,
 first number is right, second number is left.
 * Indicates change or addition.

1962 PASSENGER CAR PARTS CATALOG

BODY

CODE	PART NAME AND DESCRIPTION	PER CAR	VALIANT LANCER	PLYMOUTH DODGE	CHRYSLER IMPERIAL
23-14-0 DOOR REGULATORS AND REMOTE CONTROL HANDLES - Cont'd					
23-14-51	GROMMET, Door Remote Control Handle, w/CLIP SC3 SYL, SYM, SYH	★ ★	---- ----	---- ----	2085 899 2085 862
23-14-52	PIN, Front Door Vent Wing Handle to Shaft Except SD3 SD3	2 2	6000 116 ----	9418 006 6000 116	6000 116
23-14-53	HANDLE PACKAGE, Front Door Vent Wing SC1, SC2, SC3 SYL, SYM, SYH	1 1	2259 214-5 ----	2299 433-4 ----	2167 916-7 1954 110-1
23-14-79	HANDLE, Quarter Window Regulator Cl. Sed., Sp. Cl. Cp., Cv. Cp., except SD3 SD3	2 2	2082 891 ----	1952 818 2085 252	2085 252
23-14-147	SEAL, Door Outside Handle To Front To Rear	★ ★ ★	2299 687 ---- ----	2216 289 2252 040-1	
23-14-153	BUMPER, Door Outside Handle Except SD3 SD3 SD3 Center	★ ★ ★	---- ---- ----	*2216 279 1651 493 1707 384	1651 493 1707 384
23-15-0 DOOR HINGE					
23-15-1	HINGE, Door Upper SC1, SC2, SC3, except SD3 Front 4D., SP.4D., Sub., except SD3 Rear Sp. 4D., Sub., SD3, SC1, SC2, SC3 Rear 4 D., SD3, SC1, SC2, SC3 Rear SD3, SYL, SYM, SYH Front SYL, SYM, SYH Rear, Right Left	1 1 1 1 1 1 1 1	2081 320-1 2081 450-1 ---- ---- ---- ---- ----	2216 458-9 2166 370-1 1882 400-1 *1950 610-1 1882 028-9 ---- ----	1882 028-9 1882 400-1 *1950 610-1 2189 384-5 1651 400 1750 565
23-15-3	HINGE, Door Lower SC1, SC2, SC3, except SD3 Front 4D., SC1, SC2, SC3, except SD3 Rear 4D., SD3 Rear SP.4D., Sub., SD3 Rear Sp.4D., Sub., SC1, SC2, SC3, except SD3 Rear SD3, SYL, SYM, SYH Front	1 1 1 1 1 1	2082 724-5 2081 444-5 ---- ---- 2081 444-5 ----	2188 554-5 2216 450-1 2166 452-3 2166 466-7 2216 450-1 1882 048-9	1882 048-9 2166 452-3 2166 466-7
23-15-6	ROLLER, Door Hinge Integral Check SC1, SC2, SC3, except SD3 Front Upper Rear Lower SD3 Front Upper Rear Lower	2 2 2 2	---- ---- ---- ----	2216 443 2216 443 1883 802 1882 967	1883 802 1882 967
23-15-7	SHIM, Rear Door Upper Hinge SD3, SC1, SC2, SC3 SYL, SYM, SYH	★ ★	2216 511 ----	1950 670 ----	1950 670 2189 408
23-15-9	PIN, Door Hinge SYL, SYM, SYH, except SD3 Front, Upper Lower	2 2	2259 188 2081 326	6022 891 6000 209	*6006 043 *6006 043

★ Indicates use as required.

E Indicates parts not listed in any previous parts book.

March 8, 1963 Supersedes May 1, 1962.

Page 23-106

Printed in U.S.A.
Prices and specifications subject to change without notice.
Right and left part numbers are on same line,
first number is right, second number is left.
* Indicates change or addition.

CODE	PART NAME AND DESCRIPTION	PER CAR	VALIANT LANCER	PLYMOUTH DODGE	CHRYSLER IMPERIAL
23-15-0 DOOR HINGE - Cont'd					
23-15-9	PIN - Cont'd				
	Rear, Upper	2	2081 596	6022 855	6006 047
	Lower	2	2081 597	6022 891	6006 047
	SD3, SC1, SC2, SC3 Upper	★	----	1882 053	1882 053
	Lower	★	----	1882 965	1882 965
	PIN, Door Hinge Check				
	SD3, SC1, SC2, SC3 Upper	★	----	1882 054	1882 054
	Lower	★	----	1882 964	1882 964
23-15-11	RING, Door Hinge Integral Check Roller Retainer				
	SD3, SC1, SC2, SC3 Front	2	----	1884 405	1884 405
	Rear	2	----	1882 961	1882 961
23-15-13	PLATE, Rear Door Hinge Tapping				
	Upper	2	----	2166 969	
	PLATE, Front Pillar Door Hinge Tapping				
	SYL, SYM, SYH	4	----	----	6006 086
23-15-14	SPRING, Door Hinge Integral Check Pin				
	SD3, SC1, SC2, SC3 Front	★	----	1882 055	1882 055
	Rear	★	----	2166 462	2166 462
23-15-17	SPACER, Front Door Upper Hinge				
	SD3, SC1, SC2, SC3	4	----	1909 975	1909 975
	SPACER, Rear Door Hinge Integral Check Pin				
	SD3, SC1, SC2, SC3	2	----	1950 559	1950 559
23-15-21	RETAINER, Center Pillar Rear Door Hinge				
	Tapping Plate				
	SYL, SYM, SYH Upper	1	----	----	1750 602-3
	Lower	2	----	----	1750 484
	RETAINER, Center Pillar Rear Door Upper Hinge				
	Seal	2	----	2254 799	
23-15-22	SEAL, Front Door Hinge				
	SYL, SYM, SYH	4	----	----	1961 262
23-15-32	RETAINER, Rear Door Lower Hinge Torsion				
	Bar Roller Grease				
	Except SD3	2	----	B2428 179	
23-17-0 LOCK CYLINDER AND KEYS					
NOTE: For Glove Box See Part Type Code 23-06-28.					
23-17-2	CYLINDER and KEYS, Door and Ignition Lock				
	Except SD3-L	1	2161 192	2161 192	2161 503
	Taxi and Police	1	2162 503		
	SD3-L	1	----	2161 503	
	CYLINDER and KEYS, Door, Ignition and Tailgate				
	Lock				
	Sub., except SD3 Manual	1	----	*2162 531	
	Sub., Police, SD3 Electric	1	----	*2291 411	*2291 411
23-17-4	CYLINDER and KEYS, Deck Lid, Glove Box and				
	Floor Console Lock				
	SP2-P	1	----	2292 872	
	SD2-P	1	----	2292 502	
23-17-5	CYLINDER and KEYS, Deck Lid Lock				
	SC1, SC2, SC3	1	2292 807	2292 807	2292 807
	Taxi and Police w/o Key	1	2162 595	2162 595	
	SYL, SYM, SYH	1	----	----	2086 050
23-17-9	GASKET, Deck Lid Lock Cylinder				
	SC1, SC2, SC3	1	2162 610	2162 610	2162 610
	SYL, SYM, SYH	1	----	----	2252 098
23-17-10	RETAINER, Deck Lid Lock Cylinder				
	SC1, SC2, SC3	1	2162 605	2162 605	2162 605

★ Indicates use as required.
 □ Indicates parts not listed in any previous parts book.
 Right and left part numbers are on same line,
 first number is right, second number is left.
 * Indicates change or addition.

1962 PASSENGER CAR PARTS CATALOG

BODY

CODE	PART NAME AND DESCRIPTION	PER CAR	VALIANT LANCER	PLYMOUTH DODGE	CHRYSLER IMPERIAL
23-17-O LOCK CYLINDER AND KEYS - Cont'd					
23-17-11	SPRING, Deck Lid Lock Cylinder Cover SYL, SYM, SYH	1	----	----	2188 687
23-17-13	COVER and SPRING, Deck Lid Lock Cylinder SYL, SYM, SYH	1	----	----	2421 242
23-17-18	RETAINER, Rear Floor Pan Cover Lock Cylinder Sub., SD3	1	----	1866 686	1866 686
23-17-21	CYLINDER and KEYS, Third Seat Back Handle Lock Sub.	1	----	2292 051	
23-17-24	CYLINDER and KEYS, Door Lock (consists of 2 cylinder and 2 keys) Except SD3	1	*2161 356	*2161 356	*2086 048
23-17-28	RETAINER, Door Lock Cylinder	2	2162 351	2162 351	
23-17-49	CYLINDER and KEYS, Tailgate Lock Sub.	Manual	2161 599	2162 536	
		Electric	2161 423	2161 423	2161 423
23-17-51	GASKET, Electric Tailgate Lock Cylinder Sub.	1	2076 675	1819 316	1819 316
23-17-52	RETAINER, Electric Tailgate Lock Cylinder Sub.	1	1819 317	1819 317	1819 317
23-17-66	KEY, Deck Lid and Glove Box Lock Cylinder Blank SYL, SYM, SYH	2	----	----	1520 798
23-17-72	CYLINDER and KEYS, Tirewell Cover Lock Sub.	1	----	2292 051	2161 615
23-18-O DOOR LOCKS AND REMOTE CONTROLS					
23-18-5	LOCK, Door SC1, SC2, SC3, except SD3	Front	2082 412-3	2167 446-7	2166 694-5
		Rear	2081 440-1	2167 544-5	1954 058-9
		SD3, SYL, SYM, SYH			
		Front	----	2166 694-5	2188 902-3
	Rear	----	1954 058-9	2189 646-7	
23-18-11	LINK, Door Lock Remote Control 4 D., Sp. 4 D., Sub.	Front	----	2252 044	
		SYL, SYM, SYH			
		Rear	----	2252 045	1961 717
	Sp. Cl. Cp., Cv. Cp., Cl. Sed.	2	----	2252 046	
23-18-12	CLIP, Rear Door Lock Locking Control Link Except SD3	4	----	*2252 058	
23-18-13	REMOTE CONTROL, Door Lock Sp. Cl. Cp., Cl. Sed. 4D., Sub.	Front	2195 828-9		
		Rear	2081 316-7		
		4D., Sp.4D., Sub., SD3, SC1, SC2			
		Front	----	1964 834-5	1964 834-5
		Rear	----	1964 782-3	1964 782-3
		SC3			
		Front	----	----	2165 224-5
		Rear	----	----	2165 232-3
		Sp. 4 D., SYL, SYM, SYH			
		Front	----	----	1961 748-9

★ Indicates use as required.
 □ Indicates parts not listed in any previous parts book.
 March 8, 1963 Supersedes May 1, 1962.

Printed in U.S.A.
 Prices and specifications subject to change without notice.
 Right and left part numbers are on same line,
 first number is right, second number is left.
 * Indicates change or addition.

CODE	PART NAME AND DESCRIPTION	PER CAR	VALIANT LANCER	PLYMOUTH DODGE	CHRYSLER IMPERIAL
23-18-0 DOOR LOCKS AND REMOTE CONTROLS - Cont'd					
23-18-13	REMOTE CONTROL - Cont'd				
	Sp. Cl. Cp., Cv. Cp., SD3, SC1, SC2	1	----	*1964 836-7	*1964 836-7
	Sp. Cl. Cp., Cv. Cp., SYL, SYM	1	----	----	1961 750-1
	CONTROL, Door Lock Remote				
	All Front	1	----	*2167 352-3	
	SYL, SYM, SYH, except SD3				
	Rear	1	----	*2167 352-3	*1961 704-5
23-18-20	LINK, Door Outside Handle to Lock				
	SD3, SC1, SC2, SC3 Front	2	*2195 785	*1963 638	*1963 638
	Rear	2	2081 826	1954 910	1954 910
	4D., Sp. 4D., Sub., SYL, SYM, SYH, except SD3				
	Front	★	----	*2251 848-9	*1961 752
	Rear	2	----	2167 555	1961 736
	Sp. Cl. Cp., Cv. Cp., Cl. Sed., SYL, SYM, except SD3	★	----	*2243 298-9	*1961 753
23-18-21	SPRING, Door Lock Remote Control Lever				
	SC1, SC2, SC3, except SD3	★	* 849 517	*2167 643	* 849 517
	SD3	★	----	* 849 517	
23-18-25	CONTROL, Rear Door Lock Locking				
	SC1, SC2, SC3, except SD3	1	*2081 950-1	*2254 040-1	*1884 488-9
	SD3, SYL, SYM, SYH	1	----	*1884 488-9	*1961 724-5
23-18-26	LINK or ROD, Front Door Lock to Lock Cylinder	2	2082 616		
	4D., Sp. 4D., Sub., except SD3	1	----	*2167 616-7	
	Sp. Cl. Cp., Cv. Cp., Cl. Sed., except SD3	1	----	*2251 876-7	
	SD3, SC1, SC2, SC3	1	----	*1954 818-9	*1954 818-9
	Sp. 4 D., SYL, SYM, SYH				
	Right	1	----	----	1961 862
	Left	1	----	----	2093 412
	Sp. Cl. Cp., Cv. Cp., SYL, SYH				
	Right	1	----	----	1961 863
	Left	1	----	----	2093 413
	ROD, Door Lock Locking Control Push				
4 D., Sp. 4 D., Sub. Front	1	----	2251 836-7		
Rear	2	----	2216 427		
Sp. Cl. Cp., Cv. Cp., Cl. Sed.	1	----	2252 054-5		
LINK, Rear Door Lock Locking Control	2	----	2167 558		
w/SLEEVE	2	----	2252 053		
23-18-27	KNOB, Door Lock Locking Control				
	SC3 Rear	2	----	----	*2189 732
	SD3, SC1, SC2, SYL, SYM, SYH				
	Rear	2	*1952 601	*1952 601	*1952 601
Except SD3	★	----	*2297 075		
23-18-28	SPRING, Door Lock Actuator				
	SD3	★	*1458 246-7	*1458 246-7	*1458 246-7
23-18-29	RETAINER, Door Outside Handle to Lock				
	ALL	★	*1954 851	*1954 851	*1954 851
	CLIP, Front Door Lock Cylinder to Locking Lever				
	Except SD3	2	*2166 622	⊘2251 812	*2166 622
	SD3	2	----	*2166 622	
	CLIP, Door Lock Locking Control Push Rod				
	ALL Front	2	----	⊘2251 812	
	Rear	2	----	⊘2251 949	
	CLIP, Door Lock Locking Control Push Rod Knob				
	Except SD3	★	----	⊘2216 276	
CLIP, Rear Door Lock Release Lever					
SYL, SYM, SYH	2	----	----	*1954 851	

★ Indicates use as required.
 ⊘ Indicates parts not listed in any previous parts book.
 Right and left part numbers are on same line,
 first number is right, second number is left.
 * Indicates change or addition.

1962 PASSENGER CAR PARTS CATALOG

BODY

CODE	PART NAME AND DESCRIPTION	PER CAR	VALIANT LANCER	PLYMOUTH DODGE	CHRYSLER IMPERIAL
23-18-0 DOOR LOCKS AND REMOTE CONTROLS - Cont'd					
23-18-40	ANTI-RATTLE, Door Remote Control Link SD3, SC1, SC2, SC3 SYL, SYM, SYH	★ ★	2083 149 -----	1952 778 -----	1952 778 E2428 251
23-18-42	CLIP, Door Lock Remote Control Link All	★	-----	2251 949	
23-18-54	GROMMET, Door Lock Locking Lever Except SD3	★	-----	*2241 916	
23-18-102	RETAINER, Electric Door Lock Switch and Bezel SYL, SYM, SYH	2	-----	-----	1971 478
23-18-103	SWITCH, Electric Door Lock, w/BEZEL SYL, SYM, SYH	2	-----	-----	2096 398
23-18-104	SPRING, Electric Door Lock Switch Retaining SYL, SYM, SYH	8	-----	-----	2096 169
23-18-106	RELAY, Electric Door Lock SYL, SYM, SYH	1	-----	-----	2257 703
23-18-107	LINK, Electric Door Lock Solenoid to Lock Sp. 4 D., SYL, SYM, SYH Front Rear Sp. Cl. Cp., Cv. Cp., SYL, SYM	2 2 2	----- ----- -----	----- ----- -----	1972 952 2258 898 1972 954
23-18-112	CIRCUIT BREAKER, Electric Door Lock SYL, SYM, SYH	1	-----	-----	1566 038
23-18-115	SOLENOID, Electric Door Lock, w/BRACKET Sp. 4 D., SYL, SYM, SYH Front Rear Sp. Cl. Cp., Cv. Cp., SYL, SYM	2 1 1	----- ----- -----	----- ----- -----	1972 940 1972 938-9 1972 942-3
23-18-116	SCREW and WASHER, Electric Door Lock Solenoid Mounting SYL, SYM, SYH	★	-----	-----	2096 129
23-19-0 DECK LID					
23-19-8	LID, Deck SV SL SP1, SP2, except Cv. Cp. Cv. Cp., SP2-H Cv. Cp., SP-P SDL, SDM, SDH, SD2-P, except Cv. Cp. Cv. Cp., SD2 SD3, SC1, SC2, SC3 SYL, SYM, SYH	1 1 1 1 1 1 1 1	2253 237 2253 238 ----- ----- ----- ----- ----- -----	*2425 124 2167 933 2425 125 2167 934 2167 935 2253 270 -----	2253 270 2253 363
23-19-21	PLUG, Deck Lid Inside Panel SD3, SC1, SC2, SC3 Drain SD3 Access	2 4	----- -----	1878 752 2423 559	1878 752

★ Indicates use as required.
 E Indicates parts not listed in any previous parts book.
 March 8, 1963 Supersedes May 1, 1962.

Printed in U.S.A.
 Prices and specifications subject to change without notice.
 Right and left part numbers are on same line,
 first number is right, second number is left.
 * Indicates change or addition.

CODE	PART NAME AND DESCRIPTION	PER CAR	VALIANT LANCER	PLYMOUTH DODGE	CHRYSLER IMPERIAL
23-19-0 DECK LID - Cont'd					
23-19-63	BUMPER, Deck Lid				
	SC1, SC2, SC3, except SD3	2	----	2166 620	1964 563
	SD3	2	----	1964 563	
	SYL, SYM, SYH Upper Corner	2	----	----	1961 737
	Side Upper	2	----	----	1960 714
	Lower	2	----	----	1960 624
23-19-70	CATCH, Deck Lid Lock				
	All	1	2081 214	1867 661	1867 661
23-19-74	SUPPORT, Deck Lid Lower Panel Lock				
	SPL, SPM, SPH, SC1, SC2, SC3	1	2081 860	2254 630	2094 029
	SDL, SDM, SDH, SYL, SYM, SYH	1	----	2167 791	1960 149
	SD3	1	----	2094 029	
23-19-75	PLATE or REINFORCEMENT, Deck Lid Lock				
	SYL, SYM, SYH	1	----	----	1960 560
23-19-76	BRACKET, Deck Lid Hinge Support to Wheelhouse				
	SYL, SYM, SYH, except Cv. Cp.				
	Upper	2	----	----	1750 991
	Cv. Cp., SYM	1	----	----	1751 130-1
23-19-82	SUPPORT, Deck Lid Hinge Body Bracket				
	SC1, SC2, SC3, except Cv. Cp., SD3	1	2259 038-9		
	Upper	1	----	2167 254-5	1909 410-1
	Lower	1	----	2166 244-5	1884 636-7
	Cv. Cp., except SD3 Upper	1	----	*2251 644-5	
	SD3 Upper	1	----	1909 410-1	
	Lower	1	----	1884 636-7	
	SYL, SYM, SYH, except Cv. Cp.	1	----	----	1961 078-9
	Cv. Cp., SYM	1	----	----	1961 080-1
23-19-84	HINGE, Deck Lid				
	Except Cv. Cp., SD3	2	2259 299	2255 261	
	Cv. Cp., SC1, SC2, except SD3	1	----	2251 376-7	2165 572-3
	SD3, SC1, SC2, SC3, except Cv. Cp.	1	----	1884 620-1	1884 620-1
	SYL, SYM, SYH	2	----	----	2093 530
	Cv. Cp., SD3	1	----	2165 572-3	
23-19-85	PIN, Deck Lid Hinge				
	SYL, SYM, SYH	2	2188 990	2188 990	1691 899
23-19-92	SPRING, Deck Lid Hinge				
	Cv. Cp., SC1, SC2	2	----	2252 320	2165 590
	Cv. Cp., SD3	2	----	2165 590	
23-19-96	RING, Deck Lid Hinge Pin Retaining				
		2	1922 183	1922 183	1922 183
23-19-105	LOCK, Deck Lid				
	Except SD3	1	1961 038	2167 260	1961 057
	SD3	1	----	1961 057	
	SCREW, All	2	*6022 332	*6022 332	*6022 332
23-19-114	NAME PLATE, MEDALLION or ORNAMENT, Deck Lid				
	NOTE: See Exterior Moulding Illustration in Front of Group 23 Body				

★ Indicates use as required.
 □ Indicates parts not listed in any previous parts book.
 Right and left part numbers are on same line,
 first number is right, second number is left.
 * Indicates change or addition.

1962 PASSENGER CAR PARTS CATALOG

BODY

CODE	PART NAME AND DESCRIPTION	PER CAR	VALIANT LANCER	PLYMOUTH DODGE	CHRYSLER IMPERIAL
23-19-0 DECK LID - Cont'd					
23-19-177	BAR, Deck Lid Hinge Torsion SC1, SC2, SC3, except SD3 SD3, SYL, SYM, SYH	1 1	2259 300-1 ----	2167 794-5 1964 512-3	1964 512-3 1877 540-1
23-19-178	ROLLER, Deck Lid Hinge Torsion Bar End SC1, SC2, SC3, except SD3 SD3 SYL, SYM, SYH Plate Retainer, Center	2 2 2 1	2081 486 ---- ---- 2259 413	2189 004 *1952 228 ---- 6000 594	1952 228 6006 243 6000 594
23-19-185	LINK, Deck Lid Hinge to Torsion Bar Sp. 4 D., Sp. Cl. Cp., SYL, SYM, SYH Cv. Cp., SYM	2 2	---- ----	---- ----	1877 521 1877 520
23-20-0 FLOOR MATS					
23-20-8	MAT, Front Floor Except SD3 Black Heavy Duty, Black Blue Cordovan SC1, Police Heavy Duty, Black	1 1 1 1 1	*2274 865 2274 866 ---- ---- ----	*2273 061 2273 062 2273 058 2273 060 ----	2178 398
23-20-9	CLIP, Front Floor Covering Retaining All	1	----	2292 446	
23-20-11	MAT, Intermediate Floor Sub., SC1, Police, except SD3 Black Sub., except SD3 Blue Cordovan	1 1 1	*2249 372 ---- ----	*2273 074 *2273 071 2273 073	*2163 608
23-20-14	PLATE, Door Sill Scuff 4D., Sp.4D., Sub., SYL, SYM, SYH, except SD3 Front Rear Sp. Cl. Cp., Cl. Sed., SYL, SYM, except SD3 Cv. Cp., SYM, except SD3	1 1 1 1	2259 142-3 ---- 2195 638-9 ----	2251 404-5 2251 490-1 2251 328-9 2251 332-3	2162 136-7 2162 138-9 2162 140-1 2162 140-1
	4D., SD3, SC1, SC2, SC3, Front Rear Sp. 4D., Sub., SD3, SC1, SC2, SC3 Front Rear Sp. Cl. Cp., Cv. Cp., Cl. Sed., SD3, SC1, SC2	1 1 1 1 1	---- 2259 144-5 ---- 2259 146-7 ----	1882 888-9 1884 454-5 1884 422-3 1884 456-7 1882 896-7	1882 892-3 1884 454-5 1884 426-7 1884 456-7 1882 900-1
23-20-16	INSERT, Door Sill Scuff Plate Tread SYL, SYM, SYH INSERT, Front Floor Carpet Heel Pad SC2-300H	★ 6	---- ----	---- ----	1839 956 1766 986
23-20-19	SUPPORT, Door Sill Scuff Plate 4D., Sp.4D., Sub., SD3, SC1, SC2, SC3 Front Rear	1 1	---- ----	1954 286-7 1954 288-9	1954 286-7 1954 288-9

★ Indicates use as required.

☐ Indicates parts not listed in any previous parts book.

March 8, 1963 Supersedes May 1, 1962.

Page 23-112

Printed in U.S.A.

Prices and specifications subject to change without notice.

Right and left part numbers are on same line,
first number is right, second number is left.

* Indicates change or addition.

CODE	PART NAME AND DESCRIPTION	PER CAR	VALIANT LANCER	PLYMOUTH DODGE	CHRYSLER IMPERIAL
23-20-O FLOOR MATS - Cont'd					
23-20-19	SUPPORT - Cont'd				
	Sp. Cl. Cp., Cv. Cp., Cl. Sed., SD3, SC1, SC2	1	----	1954 316-7	1954 316-7
	Sp. 4 D., SYL, SYM, SYH				
	Front	2	----	----	1692 173
	Rear, Right	1	----	----	1692 172
	Left	1	----	----	1810 910
	Sp. Cl. Cp., Cv. Cp., SYL, SYM	2	----	----	1690 742
23-20-20	EXTENSION, Rear Door Sill Scuff Plate Support, Galvanized Sub., SD3 SCREW	1 4	---- ----	1963 380-1 ----	1963 380-1 9413 197
23-20-24	EXTENSION, Door Sill Scuff Plate, Aluminum				
	Sp. Cl. Cp., Cv. Cp., SD3, SC1, SC2				
	On Cowl	1	----	2166 024-5	2166 024-5
	4D., Sp. 4D., SD3, SC1, SC2, SC3				
	Rear	1	----	1963 308-9	1963 308-9
	Sub., SD3, SC1, SC3	1	----	1963 378-9	1963 378-9
	Rear	1	----	----	2094 276-7
	Use w/Air Cond., Rear	1	----	----	1963 648-9
	Sp. Cl. Cp., C2-300H	1	----	----	
23-20-29	MAT, Rear Deck Floor				
	Except Cv. Cp., SD3 Gray	1	*2297 268	B2249 901	
	SD3, SC1, SC2, SC3 Black	1	2083 921	2211 129	2211 129
	Cv. Cp., SP2, SD2 Gray	1	----	2274 867	
	Cv. Cp., SD3, SC1, SC2				
	Black, Left	1	----	2249 552	2249 552
23-20-32	RETAINER, Floor Mat and Carpet	★	----	2292 379	
23-20-41	MAT, Rear Floor				
	SC1, Police, except Sub., SD3				
	Black	1	*2249 372	*2273 074	*2176 348
	Blue	1	----	*2273 071	
	Except Sub., SD3	1	----	2273 073	
	Cordovan	1	----		
	Except Sub., SD3 Heavy Duty				
	Black	1	----	*2273 075	
	Sub.	1	2271 050		
	Sub., except SD3	1	----	2273 411	2163 919
	3rd. Seat Well, Black	1	----	2241 842	
	2 Seat, Jute	1	----	2163 919	
	SD3	1	----		
23-20-65	PLATE, Center Pillar Scuff				
	4 D., Sub.	1	2259 122-3		
	4D., SD3, SC1, SC2, SC3	2	----	1954 648	1954 648
	Sp. 4D., Sub., SD3, SC1, SC2, SC3	1	----	1954 650-1	1954 650-1
23-21-O MIRRORS					
23-21-3	MIRROR PACKAGE, Rear View				
	Taxi and Police				
	Outside, Clear	1	2292 194	2292 194	
	Non-Glare	1	2292 195	2292 195	
	Consists of:				
	1 - ---- --- Mirror				
	1 - ---- --- Set Screw				
	1 - ---- --- Gasket				
	1 - ---- --- Clip				
	All, Replaceable Glass Type				
	Outside	★	*2299 574	*2299 574	
	Consists of:				
	1 - ---- --- Mirror				
	1 - ---- --- Gasket				
	2 - 9417 530 Screw				

★ Indicates use as required.

⊞ Indicates parts not listed in any previous parts book.

Right and left part numbers are on same line, first number is right, second number is left.

* Indicates change or addition.

1962 PASSENGER CAR PARTS CATALOG

BODY

CODE	PART NAME AND DESCRIPTION	PER CAR	VALIANT LANCER	PLYMOUTH DODGE	CHRYSLER IMPERIAL
23-21-0 MIRRORS - Cont'd					
23-21-3	MIRROR PACKAGE, Rear View Outside	★	2275 345	2275 345	
	Consists of:				
	1 - ---- --- Mirror				
	1 - ---- --- Gasket				
	2 - 9417 530 Screw				
	All Drivers Side	1	----	----	2275 020
	Consists of:				
	1 - ---- --- Mirror				
	1 - 2161 931 Anti-Squeak				
	2 - 9411 860 Screw				
	All Passenger Side	1	----	----	*2275 015
	Consists of:				
	1 - ---- --- Mirror				
	1 - 2161 931 Anti-Squeak				
	2 - 9411 860 Screw				
	SC1, SC2, SC3 Remote Control	1	----	2275 937	2275 937
	Consists of:				
	1 - ---- --- Mirror				
	1 - 2161 931 Anti-Squeak				
	2 - 9411 860 Screw				
	1 - 2080 541 Nut				
	1 - ---- --- Bracket				
	2 - ---- --- Screw				
	All Inside Mirror-Matic	1	----	----	2161 079
	Consists of:				
	1 - ---- --- Mirror				
	1 - ---- --- Cable				
	1 - ---- --- Terminal				
23-21-5	GLASS and RETAINER SPRING PACKAGE, Rear View Outside Mirror Use w/2299 574	1	2299 575	2299 575	
	Consists of:				
	1 - ---- --- Glass				
	1 - ---- --- Spring, Retainer				
23-21-8	MIRROR, Rear View Inside SC1, SC2, SC3, except SD3	1	2162 486	2162 286	1876 331
	Except SD3 Prismatic	1	2162 487	2162 414	*2421 208
	SD3 Prismatic	1	----	1876 331	
		1	----	*2421 208	
23-21-14	BASE or BRACKET, Rear View Inside Mirror SYL, SYM, SYH, except Cv. Cp., SD3	1	2082 978	2292 240	2080 774
	Except SD3 Chrome	1	2243 888	2299 672	
	Cv. Cp., SYM, except SD3	1	----	2292 241	2080 897
	SD3, SC1, SC2, SC3	1	----	2086 275	2080 411
23-21-15	MIRROR, Rear View Outside Remote Control SYL, SYM, SYH	1	----	----	2161 426
23-21-16	SPACER, Rear View Inside Mirror Mounting Bracket Sp. 4D., Sp. Cl. Cp., Sub., SP2-P, SD1-H, SD2-H, SD2-P Black	1	----	2297 270	
23-21-18	ANTI-SQUEAK, Rear View Outside Mirror Base	1	----	----	2161 931
23-21-26	RETAINER, Rear View Inside Mirror Shaft SYL, SYM, SYH, except Cv. Cp. SD3, SC1, SC2, SC3	1 1	2080 776 ----	---- 1839 965	2080 776 1839 965

★ Indicates use as required.
 E Indicates parts not listed in any previous parts book.
 March 8, 1963 Supersedes May 1, 1962.

Printed in U.S.A.
 Prices and specifications subject to change without notice.
 Right and left part numbers are on same line,
 first number is right, second number is left.
 * Indicates change or addition.

CODE	PART NAME AND DESCRIPTION	PER CAR	VALIANT LANCER	PLYMOUTH DODGE	CHRYSLER IMPERIAL
23-21-O MIRRORS - Cont'd					
23-21-32	HANDLE, Rear View Outside Mirror Remote Control SC1, SC2, SC3 SYL, SYM, SYH	1 1	----- -----	----- -----	2162 165 2161 428
23-21-45	SHAFT, Rear View Inside Mirror SD3, SC1, SC2, SC3 SYL, SYM, SYH	1 1	----- -----	2080 874 -----	2161 467 2161 329
23-21-46	SPRING, Rear View Inside Mirror Shaft Tension SD3, SC1, SC2, SC3	1	-----	1839 966	1839 966
23-21-47	PLUG, Rear View Inside Mirror Shaft Tension Adjusting SD3, SC1, SC2, SC3	1	-----	1839 967	1839 967
23-21-48	REINFORCEMENT, Rear View Inside Mirror Base SD3	1	-----	2161 788	
23-21-50	NUT, Rear View Outside Mirror Remote Control Dummy SYL, SYM, SYH WASHER	1 1	----- -----	----- -----	2162 170 6022 791
23-21-65	HOUSING, Rear View Outside Mirror Remote Control SC1, SC2, SC3 NUT	1 2	----- -----	----- -----	2162 115 6022 826
23-21-66	BEZEL, Rear View Outside Mirror Remote Control Handle SC1, SC2, SC3 SYL, SYM, SYH	1 1	----- -----	----- -----	2080 489 2161 431
23-21-74	NUT, Rear View Outside Mirror Remote Control Attaching SC1, SC2, SC3 SYL, SYM, SYH	1 1	----- -----	----- -----	1901 838 2161 432
23-22-O GARNISH MOULDINGS					
23-22-7	MOULDING, Door Garnish 4 D., Sub. Front Rear Cl. Sed. 4D., SD3, SC1 Front Rear 4 D., SC2, SC3 Prime, Front Rear	1 2 1 1 1 1 1	2081 402-3 2081 478 2195 398-9 ----- ----- ----- -----	----- ----- 1883 148-9 1883 168-9 ----- -----	----- ----- 1883 148-9 1883 168-9 1883 156-7 1883 176-7
23-22-9	SUPPORT, Door Garnish Moulding Except Sp.Cl. Cp.	★	2082 881		
23-22-53	MOULDING, Quarter Window Garnish Cl. Sed. Front Sub., Cl. Sed. Upper Cl. Sed. Lower Sp. Cl. Cp., Cl. Sed., Rear Sp. 4D., SD3, SC1, SC2 w/Low Window, Prime Chrome Sp. 4 D., SC1, SC2, SC3 w/High Window, Prime Sp. 4D., SC2, SC3 w/High Window, Chrome Sp. 4 D., SYL, SYM, SYH Chrome, Front Rear Sp. Cl. Cp., SD3, SC1, SC2 Chrome End	1 1 1 1 1 1 1 1 1 1 1 1 1 1 1 1 1 1 1 1	2195 758-9 *2195 800-1 *2195 274-5 2195 754-5 ----- ----- ----- ----- ----- ----- ----- ----- ----- ----- ----- ----- ----- ----- ----- ----- ----- ----- -----	----- ----- 1884 828-9 *1963 708-9 ----- ----- ----- ----- ----- ----- ----- ----- ----- ----- ----- ----- ----- ----- ----- ----- ----- ----- -----	----- -----

★ Indicates use as required.
 □ Indicates parts not listed in any previous parts book.
 Right and left part numbers are on same line,
 first number is right, second number is left.
 * Indicates change or addition.

1962 PASSENGER CAR PARTS CATALOG

BODY

CODE	PART NAME AND DESCRIPTION	PER CAR	VALIANT LANCER	PLYMOUTH DODGE	CHRYSLER IMPERIAL
23-22-O GARNISH MOULDINGS - Cont'd					
23-22-53	MOULDING - Cont'd				
	Sub., except SD3 2 Seat	2	----	*2422 466	
	Sub., except SD3 3 Seat, Right	1	----	*2422 466	
	Front, Left	1	----	2422 469	
	Rear, Left	1	----	2422 470	
	Sub., SD3 Front to Roof Rail	1	----	1902 306-7	1902 306-7
	Front	1	----	1839 926-7	1839 926-7
	Upper Center	1	----	1839 928-9	1839 928-9
	Upper Rear	1	----	1839 932-3	1839 932-3
	Lower Center	1	----	1839 930-1	1839 930-1
	Lower Rear	1	----	1839 934-5	1839 934-5
23-22-55	SUPPORT, Quarter Window Garnish Moulding				
	Cl. Sed. Upper	2	2195 775		
	Upper	2	2195 883		
	Lower	2	2082 881		
	Sp. Cl. Cp., Cl. Sed. Rear	4	2195 775		
23-22-77	MOULDING, Tailgate Belt Garnish				
	Sub., SD3	1	----	1839 977	1839 977
23-22-78	MOULDING, Tailgate Opening Garnish				
	Sub., except SD3 Paint as Required, Plastic,				
	Side, Upper	1	----	2273 328-9	
	Sub., except SD3 Lower	1	----	2162 506-7	
	Sub., SD3 Upper	1	----	1839 976	1839 976
23-22-80	SPACER, Tailgate Belt Garnish Moulding				
	Sub., SD3 Outer	2	----	2094 449	2094 449
	Inner	2	----	2094 448	2094 448
23-22-81	SEAL, Tailgate Garnish Moulding End				
	Sub., SD3	2	----	2162 547	2162 547
23-22-85	COVER, Rear Window Garnish Moulding Joint				
	Sp. Cl. Cp., SC1, SC2, Chrome, Upper	1	----	----	2086 168
	Sp. 4D., SC1, SC2 w/High Window,				
	Chrome, Upper	1	----	----	1963 670
	Sp. 4D., SD3, SC1, SC2, SC3				
	Chrome, Upper	1	----	2086 168	2086 168
	Sp. 4 D., Sp. Cl. Cp., SYL, SYM				
	Chrome, Upper	1	----	----	1901 990
	Lower	1	----	----	1901 991
23-22-86	MOULDING, Rear Low Window Garnish				
	4 D., Sp. 4 D., SD3, SC1, SC2, SC3				
	Prime, Upper	1	----	*1882 955	*1882 955
	Side	1	----	1883 002-3	1883 002-3
	SP. 4 D., SC1, SC2 Chrome, Upper	1	----	----	*1964 154
	Side	1	----	----	*1964 152-3
	MOULDING, Rear High Window Garnish				
	Sp. Cl. Cp., SD3, SC1, SC2				
	Prime, Upper and Side	1	----	*1839 940-1	*1839 940-1
	Chrome, Upper and Side	1	----	*2086 056-7	*2086 056-7
	Sp. 4D., SC1, SC2, SC3				
	Prime, Upper and Side	1	----	----	1952 654-5
	Sp. 4D., SC1, SC2, SC3				
	Chrome, Upper and Side	1	----	----	1963 668-9
	MOULDING, Rear Window Garnish				
	Sp. 4 D., SYL, SYM, Upper	1	----	----	1901 971-2
	Lower	1	----	----	1901 969-70
	Lower Corner	1	----	----	1901 992-3
	Sp. 4 D., SYH, Upper	1	----	----	2080 860
	Lower	1	----	----	2080 910

★ Indicates use as required.

☐ Indicates parts not listed in any previous parts book.

March 8, 1963 Supersedes May 1, 1962.

Printed in U.S.A.
Prices and specifications subject to change without notice.

Right and left part numbers are on same line,
first number is right, second number is left.

* Indicates change or addition.

CODE	PART NAME AND DESCRIPTION	PER CAR	VALIANT LANCER	PLYMOUTH DODGE	CHRYSLER IMPERIAL
23-22-0 GARNISH MOULDINGS - Cont'd					
23-22-86	MOULDING - Cont'd Sp. Cl. Cp., SYL, SYM				
	Upper	1	----	----	1901 988-9
	Lower	1	----	----	1901 986-7
	Lower Corner	1	----	----	1902 000-1
23-22-145	MOULDING, Windshield Garnish Sp. Cl. Cp., SP2-P, SD2-P	1	2083 086-7		
	Chrome, Upper	1	----	*2216 897	
	Upper Corner	1	----	2216 898-9	
	Sp. Cl. Cp., Cv. Cp., except SD3				
	Chrome, Side	1	----	*2252 042-3	
	Lower	1	----	2217 092	
	Except SD3 Prime, Side	1	----	*2167 028-9	
	SC1, SC2, SC3, except SD3				
	Prime, Lower	1	----	2161 898	1839 546-7
	SC1, SC2, SC3, except Cv. Cp., SD3				
	Prime, Upper	1	----	2167 025	2165 504
	SD3 Prime, Upper	1	----	2165 504	
	4 D., Cl. Sed., Sub., except SD3				
	Prime, Upper Corner	1	----	*2216 160-1	
	Sp. 4 D., Sp. Cl. Cp., except SD3				
	Prime, Upper Corner	1	----	*2216 158-9	
	Cv. Cp., except SP2-P, SD2-P, SD3				
	Chrome, Upper	1	----	*2251 422	
	SD3, SC1, SC2, SC3, except Cv. Cp.				
	Prime, Side	1	----	2165 498-9	2165 498-9
	SP. 4 D., Sp. Cl. Cp., Sub., SC1, SC2, SC3				
	Chrome, Upper	1	----	----	*2165 500
	Side	1	----	----	2165 494-5
	Cv. Cp., SD3, SC1, SC2				
	Chrome, Upper	1	----	1954 048	1954 048
	Side	1	----	1963 346-7	1963 346-7
	Cv. Cp., SD3, SC1, SC2				
	Prime, Upper	1	----	*1882 915	*1882 915
	SD3, SYL, SYM, SYH				
	Prime, Lower	1	----	1839 558-9	1839 566-7
	Cv. Cp., SYM, Upper	1	----	----	2093 619
	Side	1	----	----	1901 998-9
	Sp. 4 D., Sp. Cl. Cp., SYL, SYM, SYH				
	Chrome, Upper	1	----	----	2080 782-3
	Side	1	----	----	1901 996-7
	Upper Corner	1	----	----	1901 974-5
	SYL, SYM, SYH Plate, Inner	1	----	----	*2080 306-7
	Outer	1	----	----	1902 274-5
23-22-148	COVER, Windshield Garnish Moulding Center Joint SYL, SYM, SYH	1			2080 125
	Lower, Prime	1	----	----	2080 284
23-22-151	SUPPORT, Windshield Garnish Moulding Cv. Cp., SD3, SC1, SC2	1		*1964 348	*1964 348
	SD3, SC1, SC2, SC3 Upper	4		*1963 956	*1963 956
	CLIP or RETAINER, Windshield Garnish Moulding				
	Except SD3 Upper	4		*6000 967	
	Side	4		*6001 036	
23-22-152	SPACER, Windshield Upper Garnish Moulding Sp. 4 D., Sp. Cl. Cp., SYL, SYM, SYH	6			1901 973
23-22-160	ORNAMENT, Windshield Lower Garnish Moulding SYL, SYM, SYH	6			2080 285
	NUT	6			6008 032

★ Indicates use as required.
 □ Indicates parts not listed in any previous parts book.
 Right and left part numbers are on same line,
 first number is right, second number is left.
 * Indicates change or addition.

1962 PASSENGER CAR PARTS CATALOG

BODY

CODE	PART NAME AND DESCRIPTION	PER CAR	VALIANT LANCER	PLYMOUTH DODGE	CHRYSLER IMPERIAL
------	---------------------------	---------	----------------	----------------	-------------------

23-23-0 OUTSIDE FINISH MOULDINGS

23-23-2 MOULDING, Body Side Sill Outside Finish

NOTE: See Exterior Moulding Illustration in Front of Group 23 Body.

23-23-7 MOULDING, Cowl Outside Finish

NOTE: See Exterior Moulding Illustration in Front of Group 23 Body.

23-23-12	TAPE, Outside Finish Moulding				
	SY1				
	Quarter Panel Upper Front . .	2	----	----	E2480 316
	Quarter Panel Upper Rear . . .	1	----	----	E2423 464-5
	Deck Lid	1	----	----	E2480 317
	Deck Lower Panel	2	----	----	E2423 470
	Drain Trough	2	----	----	E2423 472
	Filler Door	1	----	----	E2423 474
	Tail Lamps	2	----	----	E2424 297
	SP. 4 D., SY1 Roof	1	----	----	E2480 318-9
	Sp. Cl. Cp., SY1 Roof	1	----	----	E2423 976-7
23-23-14	MOULDING, Front Pillar Face				
	Cv. Cp., SYM	1	----	----	2093 136-7
	Sp. 4 D., Sp. Cl. Cp., SYL, SYM, SYH	1	----	----	*1691 932-3

23-23-16 PANEL, Center Pillar Upper Finish

NOTE: See Exterior Moulding Illustration in Front of Group 23 Body.

23-23-23 MOULDING, Deck Opening Lower Panel

NOTE: See Exterior Moulding Illustration in Front of Group 23 Body.

23-23-28 PANEL, Deck Opening Lower Panel Finish

NOTE: See Exterior Moulding Illustration in Front of Group 23 Body.

23-23-30 MOULDING, Deck Lid

NOTE: See Exterior Moulding Illustration in Front of Group 23 Body.

23-23-32 MOULDING, Front Door Outside Finish

NOTE: See Exterior Moulding Illustration in Front of Group 23 Body.

23-23-33 MOULDING, Rear Door Outside Finish

NOTE: See Exterior Moulding Illustration in Front of Group 23 Body.

23-23-36 MOULDING, Front Door Vent Wing Division Channel

NOTE: See Exterior Moulding Illustration in Front of Group 23 Body.

23-23-39 MOULDING, Quarter Panel Outside Finish

NOTE: See Exterior Moulding Illustration in Front of Group 23 Body.

★ Indicates use as required.

E Indicates parts not listed in any previous parts book.

March 8, 1963 Supersedes May 1, 1962.

Printed in U.S.A.
 Prices and specifications subject to change without notice.
 Right and left part numbers are on same line,
 first number is right, second number is left.

* Indicates change or addition.

CODE	PART NAME AND DESCRIPTION	PER CAR	VALIANT LANCER	PLYMOUTH DODGE	CHRYSLER IMPERIAL
------	---------------------------	---------	----------------	----------------	-------------------

23-23-O OUTSIDE FINISH MOULDINGS - Cont'd

23-23-41 CAP or COVER, Body Outside Finish
Moulding Joint
NOTE: See Exterior Moulding Illustrations in Front of Group 23 Body.

23-23-42 MOULDING, Roof Panel Outside Finish
NOTE: See Exterior Moulding Illustrations in Front of Group 23 Body.

23-23-49 MOULDING, Folding Top Outside Finish
NOTE: See Exterior Moulding Illustrations in Front of Group 23 Body.

23-23-52 MOULDING, Rear Window Outside Finish
NOTE: See Exterior Moulding Illustrations in Front of Group 23 Body.

23-23-57 SPACER, Quarter Panel Outside Finish Rear
Moulding to Tail Lamp
Except Sub., SD1, SD2

2	----	---	E2423 018
---	------	-----	-----------

23-23-60 MOULDING, Tailgate Opening Outside Finish
NOTE: See Exterior Moulding Illustrations in Front of Group 23 Body.

23-23-61 MOULDING PACKAGE, Tailgate Outside Finish
NOTE: See Exterior Moulding Illustrations in Front of Group 23 Body.

23-23-65 MOULDING, Windshield Outside Finish
NOTE: See Exterior Moulding Illustrations in Front of Group 23 Body.

23-23-66 CAP, Windshield Outside Finish Moulding Joint
NOTE: See Exterior Moulding Illustrations in Front of Group 23 Body.

23-23-73 MOULDING, Quarter Window Outside Finish
NOTE: See Exterior Moulding Illustrations in Front of Group 23 Body.

23-23-74 CAP, Quarter Window Outside Finish
NOTE: See Exterior Moulding Illustrations in Front of Group 23 Body.

23-23-75 SEAL, Windshield Outside Finish Moulding to
Windshield Opening Upper Frame Reinforcement
Cv. Cp.

1	----	---	2254 525
---	------	-----	----------

23-23-80 INSERT, Rear Door Outside Panel Front Moulding
NOTE: See Exterior Moulding Illustrations in Front of Group 23 Body.

23-26-O TRIM FINISH MOULDINGS

23-26-2 MOULDING, Rear Quarter Arm Rest
Sp. Cl. Cp., Cv. Cp., SY1-M

2	----	---	2241 075
---	------	-----	----------

23-26-14 MOULDING, Rear Upper Pillar Inside
Sub.
CLIP

1	2082 924-5		
★	*6006 451		

23-26-18 PANEL, Body Lock Pillar Inside Finish
Cl. Sed. Prime

1	----	---	2216 448-9
---	------	-----	------------

23-26-23 MOULDING, Door Trim Panel
Cl. Sed., Sp. Cl. Cp., SL-H
Upper

1	2241 920-1		
---	------------	--	--

★ Indicates use as required.
 □ Indicates parts not listed in any previous parts book.
 Right and left part numbers are on same line,
 first number is right, second number is left.
 * Indicates change or addition.

1962 PASSENGER CAR PARTS CATALOG

BODY

CODE	PART NAME AND DESCRIPTION	PER CAR	VALIANT LANCER	PLYMOUTH DODGE	CHRYSLER IMPERIAL
23-26-O TRIM FINISH MOULDINGS - Cont'd					
23-26-23	MOULDING - Cont'd				
	4 D., 4 D. Sub., SL-H				
	Front Upper	1	2241 922-3		
	4 D., 4 D. Sub., SL-H				
	Rear Lower	2	2241 925		
	4 D., Sp. 4 D., Sub., SP1-H, SP2-H				
	Front Lower	2	----	2292 297	
	Cl. Sed., Sp. Cl. Cp., SP1-M, SP2-M				
	Front Lower	2	----	2241 686	
	4 D., Sub., SP1-M, SP2-M				
	Rear	2	----	2241 688	
	4 D., Sub., SP1-M, SP2-M				
	Front	2	----	2241 687	
	Sp. Cl. Cp., Cv. Cp., SD1, SD2				
	Lower	2	----	2241 691	
	All, SD1-M, SD2-M, SD1-H, SD2-H, SD2-P				
	Front Upper	1	----	2241 700-1	
	4 D., Sp. 4 D., Sub., SD1-H, SD2-H, SD2-P				
	Rear	1	----	2241 694-5	
	4 D., Sp. 4 D., Sub., SD1-H, SD2-H, SD2-P				
	Front Lower	2	----	2241 692	
	4 D., Sp. 4 D., Sub., SP1-H, SP2-H				
	Rear Upper	2	----	2292 301	
	4 D., Sp. 4 D., Sub., SP1-H, SP2-H				
	Rear Lower	2	----	2292 302	
	4 D., Sp. 4 D. Sub., SP1-H, SP2-H				
	Front Upper	1	----	2292 294-5	
	Sp. Cl. Cp., Cv. Cp., SP1-H, SP2-H, SP2-P				
	Upper	1	----	2292 292-3	
	Sp. Cl. Cp., Cv. Cp., SP1-H, SP2-H, SP2-P				
	Lower	2	----	2292 296	
	Sp. Cl. Cp., Cv. Cp., SD3				
	Upper	2	----	2419 394	
	4 D., Sp. 4 D., SD3				
	Rear Lower	2	----	2419 393	
	4 D., Sp. 4 D., Sp. 4 D. Sub., SD3				
	Front Upper	2	----	2419 388	
	Sp. 4 D., Sp. 4 D. Sub., SD3				
	Rear Upper	2	----	2419 392	
	Sp. Cl. Cp., SC1				
	Upper, Intermediate	2	----	----	E2419 451
	Sp. Cl. Cp., SC1				
	Lower, Intermediate	2	----	----	E2419 452
	4 D., SC1, Front				
	Lower	2	----	----	E2419 389
	Sp. 4D., 4 D., SC1				
	Front, Upper, Intermediate	2	----	----	E2419 599
	Sp. 4 D., SC1				
	Front, Lower, Intermediate	2	----	----	E2419 600
	4 D., Sp. 4 D., SC1				
	Rear Upper, Intermediate	2	----	----	E2419 601
	4 D., Sp. 4 D., SC1				
	Rear Lower, Intermediate	2	----	----	E2419 599
	Sp. 4D., SC1, SC2				
	Front Lower	2	----	----	2419 390
	Sp. Cl. Cp., Cv. Cp., SC1-L, SC2-M				
	Upper	2	----	----	2241 716
	4 D., SC1-L, SC2-M				
	Rear Upper	2	----	----	2241 731
	4 D., Sp. 4 D. Sub., SC1-L, SC2-M				
	Rear Upper	2	----	----	*2419 392
	4 D., Sp. 4 D., Sp. 4 D. Sub., SC1-L				
	Front Upper	2	----	----	*2419 388
	Sp. 4 D., SC2-M				
	Front Upper	2	----	----	*2419 388
	Sp. 4 D., SC2-M				
	Rear Lower	2	----	----	2241 732
	Sp. Cl. Cp., Cv. Cp., SC2-M				
	Lower	2	----	----	2241 735
	4 D., SC2-M				
	Front Lower	2	----	----	2241 716
	4 D., Sp. 4 D., Sp. 4 D. Sub., SC3-H				
	Rear Upper	1	----	----	2162 734-5
	4 D., Sp. 4 D., Sp. 4 D. Sub., SC3-H				
	Rear Lower	1	----	----	2162 736-7
	4 D., SC3-H				
	Front Upper	1	----	----	2162 726-7
	Lower	2	----	----	2162 730

★ Indicates use as required.
 E Indicates parts not listed in any previous parts book.
 March 8, 1963 Supersedes May 1, 1962.

Printed in U.S.A.
 Prices and specifications subject to change without notice.
 Right and left part numbers are on same line,
 first number is right, second number is left.
 * Indicates change or addition.

CODE	PART NAME AND DESCRIPTION	PER CAR	VALIANT LANCER	PLYMOUTH DODGE	CHRYSLER IMPERIAL
23-26-O TRIM FINISH MOULDINGS - Cont'd					
23-26-23	MOULDING - Cont'd				
	4 D., Sp. 4 D. Sub., SC3-H				
	Front Upper	1	----	----	2162 728-9
	4 D., Sp. 4 D. Sub., SC3-H				
	Front Lower	1	----	----	2162 732-3
	Sp. 4 D., SY1-M, SY1-H				
	Front Lower	1	----	----	2241 126-7
	Sp. 4 D., SY1-M, SY1-H				
	Rear Lower	2	----	----	2241 142
	Sp. 4 D., SY1				
	Rear, Recess Finish Plate				
	Midg.	1	----	----	2241 084-5
	All, SY1				
	Front, Recess Finish Plate . .	1	----	----	2241 082-3
	Sp. 4 D., SY1-M, SY1-H				
	Rear, Recess Finish Plate . . .	1	----	----	2241 624-5
	All, SY1-M				
	Front, Finish Plate	1	----	----	2241 808-9
	Sp. Cl. Cp., Cv. Cp., SY1-M				
	Lower	2	----	----	2241 098
23-26-34	MOULDING, Front Seat Back Finish				
	Sp. 4 D., SY1-M, SY1-H				
	Sp. Cl. Cp., Cv. Cp., SY1-M				
	Right	1	----	----	2086 362
	Left	1	----	----	2086 360
					1900 762
23-26-41	MOULDING, Roof Side Rail Inside Finish				
	Sp. 4 D., Sp. 4 D. Sub., SC1, SC2, SC3, except SD3				
	Prime	1	----	----	1882 946-7
	Sp. Cl. Cp., SC1, SC2, except SD3				
	Prime	1	2195 406-7	2167 222-3	1839 936-7
	Sp. Cl. Cp., SD3				
	Prime	1	----	1839 936-7	
	Sp. 4 D., Sp. 4 D. Sub., SD3				
	Prime	1	----	1882 946-7	
	Sp. Cl. Cp., SC1, SC2, Stainless Steel				
	Prime	1	----	----	*2086 058-9
	Sp. 4 D., SC1, SC2, SC3				
	Stainless Steel	1	----	*2167 212-3	*1954 862-3
	Sp. Cl. Cp., SY1				
	Front, Chrome	1	----	----	1901 980-1
	Sp. Cl. Cp., SY1				
	Rear, Chrome	1	----	----	1901 984-5
	Sp. 4 D., SY1				
	Front, Chrome	1	----	----	1901 978-9
	Sp. 4 D., SY1				
	Rear, Chrome	1	----	----	1901 982-3
	Sp. Cl. Cp., SP2-P, SD2-P				
	Chrome	1	----	2252 274-5	
	EXTENSION, Roof Side Rail Inside Finish Moulding				
	Sp. Cl. Cp.				
	Prime	1	2243 658-9		
	Sp. Cl. Cp., Sp. 4 D., Sp. 4 D. Sub., SD3, SC1, SC2, SC3				
	Front, Prime	1	----	1952 880-1	1952 880-1
	Sp. Cl. Cp., Sp. 4 D., SC2, SC3				
	Front, Stainless Steel	1	----	----	1952 896-7
23-26-44	SUPPORT, Roof Side Rail Inside Moulding				
	Sp. Cl. Cp.				
	Prime	★	2195 883		
	Sp. Cl. Cp., SD3, SC1, SC2				
	Prime	1	----	1878 440-1	1878 440-1
	Sp. 4 D., Sp. 4 D. Sub., SD3, SC1, SC2, SC3				
	Prime	1	----	1869 564-5	1869 564-5
23-26-45	MOULDING, Front Seat Side Shield				
	Sp. 4 D., SY1-M, SY1-H				
	Sp. Cl. Cp., Cv. Cp., SY1-M				
	Upper	1	----	----	2080 382-3
	Lower	1	----	----	2080 384-5
	Sp. Cl. Cp., Cv. Cp., SY1-M				
	Lower	1	----	----	2080 386-7
23-26-47	MOULDING, Rear Quarter Trim Panel Finish				
	4 D. Sub., Extension				
	Upper Front	1	2292 222-3		
	Sub.				
	Upper Front	1	2083 246-7		
	Sub.				
	Upper Rear	1	2083 248-9		
	Sub.				
	Upper Center	1	2162 376-7		
	Sub.				
	Rear	1	2083 244-5		

★ Indicates use as required.
 □ Indicates parts not listed in any previous parts book.
 Right and left part numbers are on same line,
 first number is right, second number is left.
 * Indicates change or addition.

1962 PASSENGER CAR PARTS CATALOG

BODY

CODE	PART NAME AND DESCRIPTION	PER CAR	VALIANT LANCER	PLYMOUTH DODGE	CHRYSLER IMPERIAL
23-26-O TRIM FINISH MOULDINGS - Cont'd					
23-26-47	MOULDING - Cont'd				
	Sp. Cl. Cp., SD3 Rear Upper	2	----	2419 396	
	Sp. Cl. Cp., SC1 Rear Lower	2	----	-----	1835 239
	Cl. Sed., Sp. Cl. Cp., SP1-M, SP2-M	2	----	2241 689	
	Cv. Cp., SP2-H, SP2-P	2	----	2292 300	
	Sp. Cl. Cp., SP1-H, SP2-H, SP2-P				
	Upper	2	----	2292 298	
	Sp. Cl. Cp., SP1-H, SP2-H, SP2-P				
	Lower	2	----	2292 299	
	Sp. Cl. Cp., SD1-H, SD2-H, SD2-P	1	----	2241 694-5	
	Cv. Cp., SD2-H, SD2-P	2	----	2292 341	
	Sub., 3 Seater, Wheelhouse and Lower Quarter Trim				
	Cover and Front Joint	1	----	2292 180-1	
	Sp. Cl. Cp., SC1 Upper, Intermediate	2	----	-----	E2419 453
	Sp. Cl. Cp., SC1, SC2 Rear Upper	2	----	-----	2419 396
	Sp. Cl. Cp., SC2 Rear Lower	2	----	-----	2241 740
	Cv. Cp., SD3, SC1, SC2				
	Rear Upper	2	----	*2241 721	*2241 721
	Cv. Cp., SC2 Rear Lower	2	----	-----	2241 742
	Sp. 4 D. Sub., SD3, SC1, SC3, Wheelhouse				
	Front Upper	1	----	2080 644-5	2080 644-5
	Front Lower	1	----	2080 438-9	2080 438-9
23-26-53	SPACER, Roof Rail Inside Finish Moulding Screw				
	Sp. Cl. Cp., Sp. 4 D.	12	----	2255 091	
23-26-58	CAP, Center Pillar Finish				
	4 D., 4 D. Sub.	2	2082 687		
	Sp. 4 D., SY1	1	----	-----	2161 610-1
23-26-60	SUPPORT, Door or Quarter Inside Trim Panel				
	All	★	2195 786		
23-26-62	CAP, Rear Door Trim Panel Finish Rear				
	Sp. 4 D., Sp. 4 D. Sub., SD3, SC1, SC2, SC3				
	Chrome	1	----	2241 494-5	2241 494-5
	Sp. 4 D., SY1	1	----	-----	1830 498-9
23-26-64	PLATE, Center Pillar Upper Finish				
	Sp. 4 D. Prime	2	----	2217 177	
23-26-80	MEDALLION, Door Trim Panel				
	All, SD1-H, SD2-H, SD2-P	2	----	2241 693	
	All, SP1-H, SP2-H	2	----	2292 443	
	All, SD2-P	2	----	2292 452	
	NAMEPLATE, Front Door Trim Panel				
	4 D., Sp. 4 D., Sp. 4 D. Sub., SC3-H	2	----	-----	2162 731
	NUMERAL, Front Door Trim Panel				
	SC2-M "3"	2	----	-----	1840 998
	"0"	4	----	-----	1840 999
	MEDALLION, Door Trim Panel				
	Sp. Cl. Cp., SV1-P Signet 200	2	----	2276 730	
	NAME PLATE, Front Door Trim Panel Recess				
	Sp. 4 D., SY1-H LeBaron	2	----	-----	2241 618
	Sp. Cl. Cp., Sp. 4 D., SY1-L				
	Crown	2	----	-----	*2241 076
23-26-87	MOULDING, Floor Console				
	SP2-P, SD2-P	1	----	2292 458-9	
	SC2-M Front	1	----	-----	2292 512-3
	SC2-M Rear	1	----	-----	2292 514
	SC2-M Rear	1	----	-----	2161 014-5
23-26-89	COVER, Floor Tunnel Console Finish Moulding Joint				
	SC2-M	2	----	-----	2161 011

★ Indicates use as required.
 E Indicates parts not listed in any previous parts book.
 March 8, 1963 Supersedes May 1, 1962.

Printed in U.S.A.
 Prices and specifications subject to change without notice.
 Right and left part numbers are on same line,
 first number is right, second number is left.
 * Indicates change or addition.

CODE	PART NAME AND DESCRIPTION	PER CAR	VALIANT LANCER	PLYMOUTH DODGE	CHRYSLER IMPERIAL
23-31-O PADS, LINERS, INSULATORS, SEALS, ANTI-SQUEAK					
23-31-33	LINER, Dash All, w/or w/o Heater Except SD3 Right Left All, w/o Heater Center All, SD3, SC1, SC2, SC3 w/or w/o Heater All, SY1 w/or w/o Heater FASTENER	1 1 1 1 1 1 ★	2241 882 2241 913 ---- ---- 6000 096	2241 944 2241 945 2241 943 2241 592 ---- 6000 096	2241 592 2162 839
23-31-38	PLUG, Dash Liner Retainer Hole All w/Heater	3	----	2216 829	
23-31-116	COVER, Front Floor Pan Gearshift Filler Except Sub., SP2, SD2, 413 cu.in. Eng., w/Std. Trans. Black	1	----	B2249 907	
23-31-119	PAD, Steering Column to Floor Finish SY1 SD3, SC1 w/o Power Steering, w/Auto Trans. SD3, SC1 w/o Power Steering, w/Std. Trans. w/LINER SC1, SC2 w/Power Steering, w/Std. Trans., w/LINER	1 1 1 1	---- ---- ---- ----	---- 2080 936 2162 293 ----	1773 635 2080 936 2162 293 2162 545
23-31-124	SEAL, Steering Column to Floor SY1 SD3, SC1 w/o Power Steering, w/Std. Trans. SD3, SC1 w/o Power Steering, w/Auto Trans. SC1 w/Power Steering, w/Auto. SD3, SC1, SC2 w/Power Steering, w/Auto. Trans. SC1, SC2 w/Power Steering, w/Std. Trans. SC3 w/Power Steering, w/Auto. Trans.	1 1 1 1 1 1 1	---- ---- ---- ---- ---- ---- ----	---- 2162 290 2080 766 *2080 768 ---- ---- ----	1830 452 2162 290 2080 766 *2080 768 2162 544 2080 767
23-31-125	SILENCER, Steering Column Opening Cover SY1	1	----	----	1767 102
23-31-145	WEATHERSTRIP, Cowl to Hood SY1	1	----	----	1751 182
23-31-146	SEAL, Dash Panel to Fender Splash Shield All	2	----	2216 764	
23-31-205	SILENCER, Roof Panel All, 1/2" x 25 1/2" x 67" Rear Extension Panel Sp. 4 D., SY1-H	★ 1	*1774 621 ----	*1774 621 ----	*1774 621 2086 702-3
23-32-O PANS, PLUGS AND BODY BUMPERS					
23-32-8	PLATE and NUT, Center Floor Pan 2nd Seat Back Hinge Support 4 D. Sub.	1	2082 842-3		
23-32-15	PLUG or BUTTON, Floor Pan 1/2" Hole, SC1, SC2, SC3 1/2" Hole, SY1 1" Hole, SC1, SC2, SC3 7/8" Hole, SD3, SC1, SC2, SC3 1 3/4" Hole 2 1/2" Hole, SC1, SC2, SC3 2 1/2" Hole, SY1	★ ★ ★ ★ ★ ★ ★	2094 984 ---- 2094 985 ---- 2189 098 2189 093 ----	2094 984 ---- 2094 985 2094 631 2189 098 2189 093 ----	2094 984 2093 945 2094 985 2094 631 2189 098 2189 093 1869 582

★ Indicates use as required.
 B Indicates parts not listed in any previous parts book.
 Right and left part numbers are on same line,
 first number is right, second number is left.
 * Indicates change or addition.

1962 PASSENGER CAR PARTS CATALOG

BODY

CODE	PART NAME AND DESCRIPTION	PER CAR	VALIANT LANCER	PLYMOUTH DODGE	CHRYSLER IMPERIAL
23-32-O PANS, PLUGS AND BODY BUMPERS - Cont'd					
23-32-17	CROSSMEMBER, Front Suspension				
	SP1, SD1 Complete	1	2260 609	2204 199	
	SP2, SD2	1	----	2204 151	
	CROSSMEMBER and SPACER, Front Floor Pan Transmission Mounting				
	All	1	E2425 278		
	CROSSMEMBER, Front Side Rail Front Complete	1	----	2204 167	
	CROSSMEMBER, Rear Floor Pan Rear Center	1	2081 016		
	CROSSMEMBER, Rear Floor Pan Rear Shock Absorber				
	SC1, SC2, SC3, except SD3	1	----	*2188 048	*1883 342
	SD3	1	----	*1883 342	
	CROSSMEMBER, Rear Floor Pan Rear, except SD3	1	----	2166 051	
	CROSSMEMBER, Front Side Rail Torsion Bar Anchor, Complete	1	----	2253 384	
	CROSSMEMBER, Rear Floor Pan Rear Except Sub., SD3, SC1, SC2, SC3				
	w/REINFORCEMENT	1	----	1960 180	1960 180
	CROSSMEMBER, Rear Floor Pan Rear SD3, SC1, SC2, SC3	1	----	1878 475	1878 475
	CROSSMEMBER, Front Floor Pan Rear SY1	1	----	----	1861 264
	CROSSMEMBER, Center Floor Pan Pinion Carrier Bumper				
	All, SD3, SC1, SC2, SC3	1	----	1919 129	1919 129
	CROSSMEMBER and Upper STUD, Rear Floor Pan Rear				
	SD3, SC1, SC2, SC3	1	----	E2253 586	E2253 586
	CROSSMEMBER, Bracket and Reinforcement, Front Side Rail Front				
	All	1	2253 731		
	CROSSMEMBER, Shock Absorber and Reinforcements, Floor Pan Rear Center Pan	1	1973 206		
23-32-18	BOLT, Front Suspension Crossmember				
	1 7/8" length	4	2074 393	2074 393	
	1 1/4" length	★	2074 394	2074 394	
23-32-20	WASHER, Front Suspension Crossmember Bolt Lock	4	2074 386	2074 386	
23-32-22	PAN, Front Floor	1	2242 224	2165 810	
	SD3, SC1, SC2, SC3, w/Auto. 3 Speed Trans.	1	----	2189 268	2189 268
	SD3, SC1, SC2, w/Std. Trans.	1	----	*2189 268	*2189 268
23-32-24	PAN, Center Floor				
	Except Sub., except SD3	1	2081 029	2165 811	1861 001
	Sub., except SD3	1	2082 892	2165 811	1861 001
	SD3	1	----	1861 001	----
23-32-25	EXTENSION, Center Floor Pan Front	1	----	E2422 850-1	
23-32-27	REINFORCEMENT, Front Floor Pan Seat Guide				
	All Front	1	2081 808-9	2166 082-3	
	Rear	1	2081 810-1	2166 084-5	
	REINFORCEMENT, Front Floor Pan Seat Attaching				
	Sp. Cl. Cp., Cv. Cp., SP2-P, SD2-P, SC2-M				
	Front	1	----	2252 284-5	2252 294-5
	Rear	1	----	2252 286-7	
	Sp. Cl. Cp., Cv. Cp., SC2-M				
	Rear	2	----	----	2252 296
	REINFORCEMENT, Front Floor Pan Seat Track				
	SD3, SC1, SC2, SC3 Front	1	----	1960 198-9	1960 198-9
	Rear	1	----	1960 200-1	1960 200-1
23-32-29	FILLER, Front Floor Pan Gearshift				
	SP2, SD2, w/413 cu. in. Eng.	1	----	E2255 704	

★ Indicates use as required.
 E Indicates parts not listed in any previous parts book.
 March 8, 1963 Supersedes May 1, 1962.

Printed in U.S.A.
 Prices and specifications subject to change without notice.
 Right and left part numbers are on same line,
 first number is right, second number is left.
 * Indicates change or addition.

CODE	PART NAME AND DESCRIPTION	PER CAR	VALIANT LANCER	PLYMOUTH DODGE	CHRYSLER IMPERIAL
23-32-0 PANS, PLUGS AND BODY BUMPERS - Cont'd					
23-32-30	REINFORCEMENT, Front Floor Pan Transmission Cover Filler SP2, SD2, 413 cu.in. Eng.	1	----	E2422 450	
23-32-31	BRACE, Front Crossmember to Front Suspension Crossmember All	1	----	2401 041	
23-32-34	SPACER, Floor Pan Rear Side Rail Front	2	2081 566		
23-32-36	COVER, Fuel Gauge Inspection Hole Sp. 4 D. Sub., SD3, SC1, SC3	1	----	*1846 668	1846 668
23-32-40	BRACKET, Floor Pan Rear Seat Back Attaching Cv. Cp. BRACKET, Center Floor Pan Rear Suspension 2nd Seat Fastening Sub., SD3, SC1, SC3	2 1	---- ----	2254 097 1960 084-5	 1960 084-5
23-32-46	PANEL, Floor Pan Cover Sub. Center	1	2081 658	2251 902	
	PANEL, 2nd Seat Back Center Floor Pan Cover Sub.	1	1959 649		
	PANEL, 2nd Seat Back to Rear Floor Pan Cover Sub., SD3, SC1, SC3 Prime	1	----	1878 636	1878 636
	PANEL, Rear and Center Floor Pan Insert Sub. Prime	1	----	2254 676	
23-32-48	PAN, Rear Floor All Sub. Except Sub. Sub., SD3, SC1, SC3 Center, Rear Sub., SD3, SC1, SC3 Center, Front Sub., SD3, SC1, SC3 Rear Except Sub., SD3, SC1, SC2, SC3 Center CENTER and SIDE PANS, Rear Floor Sub., SD3, SC1, SC3 Sub., SD3, SC1, SC3, Spare Tire Compartment All, SY1	1 1 1 1 1 1 1 1 1 1 1 1 1	2242 217 ---- ---- ---- ---- ---- ---- ---- ---- ---- ---- ---- ----	 2166 065 2251 483 *2093 702 *2093 703 *1861 041 1861 002 1973 226 *1973 211 ----	 2093 703 2093 702 1861 041 1861 002 1973 226 *1973 211 1877 346
23-32-49	EXTENSION, Rear Floor Pan Side All, w/CLIPS, BRACKETS and CROSSMEMBER Right Left Sub., SC1, SC3, except SD3 Sub., SD3 Except Sub., SD3, SC1, SC2, SC3 All, SY1 PAN, Rear Floor Side Sub., SC1, SC3	1 1 1 1 1 1 1 1	2253 148 2253 149 ---- ---- ---- ---- ----	 2251 526 1960 080-1 1861 048-9 ----	 1960 080-1 1861 048-9 1877 762-3 1877 830-1
23-32-50	BRACE, Rear Floor Pan Cover Panel at Tailgate Opening Sill Reinforcement Sub., 2 Seater	2	----	2254 666	
23-32-51	BUMPER, 2nd Seat Back Center Floor Pan Cover Panel Sub. BUMPER, 2nd. Seat Back Center Floor Pan Cover Panel Frame Sub. BUMPER, Center Floor Pan Cover Panel 2nd. Seat Back Sub.	2 2 2 2	2082 311 2080 201 1526 206		

★ Indicates use as required.
 □ Indicates parts not listed in any previous parts book.
 Right and left part numbers are on same line,
 first number is right, second number is left.
 * Indicates change or addition.

1962 PASSENGER CAR PARTS CATALOG

BODY

CODE	PART NAME AND DESCRIPTION	PER CAR	VALIANT LANCER	PLYMOUTH DODGE	CHRYSLER IMPERIAL
23-32-O PANS, PLUGS AND BODY BUMPERS - Cont'd					
23-32-51	BUMPER, Tailgate Opening Sill Panel to Rear Floor Pan Cover				
	Sub., SC1, SC3, except SD3	2	----	2254 661	1380 060
	SD3	2	----	1380 060	
	BUMPER, Tailgate Opening Sill Reinforcement Floor Pan Cover, 3 Seat				
	Sub.	2	----	2255 231	
	BUMPER, Wheelhouse Rear Floor Pan Support to Rear Floor Pan Cover				
	Sub., SD3, SC1, SC3	2	----	1380 060	1380 060
	BUMPER, Floor Pan Cover Panel Second Seat Back				
	Sub.	2	----	2251 451	
23-32-53	REINFORCEMENT, Rear Floor Pan Extension				
	Sub.	1	----	2252 332-3	
23-32-56	PANEL, Rear Floor Pan Cover Filler				
	Sub. Prime, Right	1	2259 258		
	Left	1	2259 259		
	COVER, Rear Floor Pan Tire Well				
	Sub., 2 Seater, SD3, SC1, SC3				
	Prime	1	----	1878 889	1878 889
23-32-58	STRIKER, Rear Floor Pan Cover Lock Latch				
	Sub., except SD3 w/Locked Luggage Compartment	1	----	2254 667	
	Sub., 2 Seater, SD3, SC1, SC3	1	----	1960 476	1960 476
23-32-64	LATCH, Rear Floor Pan Cover Lock				
	Sub., 2 Seater, SD3, SC1, SC3	1	----	1866 685	1866 685
23-32-65	HINGE, Rear Floor Pan Cover Panel				
	2 Seater	1	----	2254 675	
	Sub., 2 Seater, SC1, SC3				
	Body Half	2	----	----	1878 170-1
	HINGE, Second Seat Back Center Floor Pan Cover Panel				
	Sub.	1	2082 830		
23-32-66	SPRING, Rear Floor Pan Cover Lock Latch				
	Sub., 2 Seater, SD3, SC1, SC2	1	----	1866 682	1866 682
23-32-67	SUPPORT, Wheelhouse Rear Floor Pan Cover Compartment				
	Sub., SD3, SC1, SC3	2	----	1878 014	1878 014
23-32-69	T/PLATE, Center Floor Pan Cover Panel Hinge				
	Sub.	1	----	2251 569	
	T/PLATE, Wheel House Rear Floor Pan Cover Support				
	Sub.	2	----	----	2189 290
23-32-70	REINFORCEMENT, Rear Floor Pan Rear Center				
	Except Sub.	1	----	2166 935	
	REINFORCEMENT, Rear Floor Pan Cover Panel Side Floor Pan				
	Sub., 2 Seater	1	----	2254 664-5	
	REINFORCEMENT, Rear Floor Pan to Center Pan				
	Sub., SD3, SC1, SC3	1	----	1961 325	1961 325
	REINFORCEMENT, Front Floor Pan to Center Floor Pan				
	SD3	1	----	----	*2422 849
23-32-73	PIN, Floor Pan Cover Hinge				
	Sub., SD3, SC1, SC3	★	----	1960 627	1960 627
	PIN, Rear Floor Pan Cover Panel Prop Rod				
	Sub., 2 Seater	1	----	893 923	

★ Indicates use as required.
 † Indicates parts not listed in any previous parts book.
 March 8, 1963 Supersedes May 1, 1962.

Printed in U.S.A.
 Prices and specifications subject to change without notice.
 Right and left part numbers are on same line,
 first number is right, second number is left.
 * Indicates change or addition.

CODE	PART NAME AND DESCRIPTION	PER CAR	VALIANT LANCER	PLYMOUTH DODGE	CHRYSLER IMPERIAL
23-32-0 PANS, PLUGS AND BODY BUMPERS - Cont'd					
23-32-75	BRACKET, Rear Floor Pan Cover Lock Latch Sub., 2 Seater, SD3, SC1, SC2	1	----	1866 683	1866 683
23-32-77	BOLT, Rear Floor Pan Cover Lock Latch Bracket Sub., 2 Seater, SD3, SC1, SC3	2	----	1883 654	1883 654
23-32-79	BRACKET, Rear Floor Pan Cover Panel Release Handle Sub. w/Locked Luggage Compartment	1	----	2251 433	
	BRACKET, Rear Floor Pan Cover Prop Rod Pivot Sub., 2 Seater, SD3, SC1, SC3	1	----	1432 929	1432 929
	w/RETAINER	1	----	1960 689	1960 689
	BRACKET and RETAINER, Rear Floor Pan Cover Panel Prop Rod Sub., 2 Seater	1	----	2254 810	
23-32-80	HANDLE, Rear Floor Pan Cover Panel Release Sub., except SD3 w/Locked Luggage Compartment, Prime Sub., SC1, SC3, 2 Seater Chrome	1	----	2251 680	
		1	----	----	1833 596
23-32-82	ESCUTCHEON, Rear Floor Pan Cover Lift Handle Sub., 2 Seater, SD3, SC1, SC3 Prime Chrome	1	----	1775 814	1775 814
		1	----	----	1833 597
	BEZEL, Rear Floor Pan Cover Panel Grip Sub. w/Locked Luggage Compartment	1	----	2252 183	
23-32-83	PLUG, Quarter Panel Inner Cl. Sed., Sp. Cl. Cp., Cv. Cp., Sub.	1	----	2254 998-9	
23-32-86	STUD and RETAINER, Rear Floor Pan Except Sub.	2	----	2082 987	
23-32-87	SPRING, Rear Floor Pan Cover Panel Release Sub. w/Locked Luggage Compartment	1	----	2251 676	
	SPRING, Center Floor Pan Cover Panel Hinge Sub.	3	----	E2423 449	
23-32-88	ROD, Rear Floor Pan Cover Sub.	1	----	1960 061	1960 061
23-32-90	SUPPORT, Front Floor Pan No. 1 and No. 1A Body Hold Down Brace Bolt SD3, SC1, SC2	1	----	1878 136-7	1878 136-7
23-32-92	GUSSET, Center Floor Pan Rear Suspension Hanger Bracket Support to Rail All Front	1	----	2251 688-9	
	GUSSET, Center Floor Pan Rear Suspension Front Hanger Bracket Support to Sill All	1	----	2251 686-7	
23-32-93	SUPPORT, Center Floor Pan Rear Suspension Hanger Bracket All, SC1, SC2, except SD3	1	----	2251 684-5	1883 348-9
	SUPPORT and T/PLATE, Rear Floor Pan Rear Suspension Front Hanger Bracket	1	2081 004-5		
	SUPPORT, Center Floor Pan Rear Suspension Front Hanger Bracket SC3	1	----	----	1883 320-1
	BRACKET and SUPPORT, Rear Floor Pan Rear Suspension Rear Hanger Sub.	1	----	*2253 108-9	
	Except Sub.	1	----	*2253 106-7	

★ Indicates use as required.
 □ Indicates parts not listed in any previous parts book.
 Right and left part numbers are on same line,
 first number is right, second number is left.
 * Indicates change or addition.

1962 PASSENGER CAR PARTS CATALOG

BODY

CODE	PART NAME AND DESCRIPTION	PER CAR	VALIANT LANCER	PLYMOUTH DODGE	CHRYSLER IMPERIAL
23-32-0 PANS, PLUGS AND BODY BUMPERS - Cont'd					
23-32-93	BRACKET and REINFORCEMENT, Floor Pan Rear Suspension Front Hanger All	1	1973 232-3		
	SUPPORT and TAPPING PLATE, Rear Floor Pan Rear Suspension Hanger Bracket SD2, SC1, SC2, SC3	1	----	1878 236-7	1878 236-7
	SUPPORT, Center Floor Pan Rear Suspension Front Hanger Bracket SD3, SC1, SC2	1	----	1883 348-9	1883 348-9
	BRACKET and SUPPORT, Rear Floor Pan Rear Suspension Rear Hanger Sub.	1	----	2253 108-9	
	Except Sub.	1	----	2253 106-7	
23-32-98	PLUG, Dash Panel All	1	1963 755	2254 626	1963 755
	w/Auto, 3 Speed Trans., Clutch Hole	1	----	2254 110	
	PLUG, Dash Panel to Fender Splash Shield	2	----	2216 765	
23-32-99	SNAP RING, Rear Floor Pan Cover Panel Release Sub.	1	----	1322 503	
	w/Locked Luggage Compartment	1	----		
23-32-104	BOLT, Rear Floor Pan Cover Panel Hold-Down and Spare Wheel Anchor	1	6023 175		
23-32-105	RAIL and Front Bumper Attaching REINFORCEMENT, Front Floor Pan Side	1	----	2253 372-3	
	RAILS, Inner and Outer Side, Rear Floor Pan Sub., SD3, SC1	1	----	1973 312-3	1973 312-3
	Except Sub., SC3	1	----	----	1973 308-9
	RAIL and REINFORCEMENT, Front Floor Pan Front Side All (also specify 1 of 2081 060-1 Reinforcement)	1	*2425 414-5		
	RAILS, Rear Floor Pan Inner and Outer Side Except Sub. SD3, SC1, SC2	1	----	1973 304-5	1973 304-5
	RAIL and SPACER, Rear Floor Pan Side Sub.	1	----	2253 096-7	
	Except Sub.	1	----	2253 084-5	
	RAIL and BRACKET, Floor Pan Inner and Outer All	1	2253 818-9		
23-32-106	RETAINER, Rear Floor Pan Cover Panel All	1	2259 173		
	Prime	1			
	RETAINER, Wheelhouse Inner Rear Floor Pan Cover Support Tapping Plate Sub., SD3, SC1, SC3	2	----	1960 496	1960 496
	RETAINER, Inner Wheel House 3rd Seat Bottom Hinge Tapping Plate Sub., SD3, SC1, SC3	2	----	1960 496	1960 496
23-32-107	BRACKET and HINGE, Rear Floor Pan Cover Panel Sub.	2	2259 380		
23-32-108	BRACKET, Front Side Rail Front Suspension Upper Control Arm Mounting	1	2081 840-1	2204 184-5	
23-32-109	BRACKET, Center Floor Pan Pinion Carrier Bumper	1	2081 013		

★ Indicates use as required.

Ⓔ Indicates parts not listed in any previous parts book.

March 8, 1963 Supersedes May 1, 1962.

Prices and specifications subject to change without notice.

Right and left part numbers are on same line,

first number is right, second number is left.

* Indicates change or addition.

Printed in U.S.A.

CODE	PART NAME AND DESCRIPTION	PER CAR	VALIANT LANCER	PLYMOUTH DODGE	CHRYSLER IMPERIAL
23-32-O PANS, PLUGS AND BODY BUMPERS - Cont'd					
23-32-110	SHIELD, Front Suspension Crossmember to Front Side Rail Splash All Left	1	2260 469		
	SP1, SD1	1	----	2260 472-3	
	SP2, SD2, Front Rail Lower	2	----	2260 465	
	SHIELD, Front Side Rail Lower Splash All Left	1	----	*2405 041	
23-32-112	REINFORCEMENT, Center Floor Pan and Inner Sill to Rear Side Rail and Spring Hanger Bracket All	1	----	2254 618-9	
	REINFORCEMENT, Center Floor Pan Rear Suspension Front Hanger Bracket Support All	1	----	2252 302-3	
23-32-114	BRACKET, Front Floor Pan to Inner Sill and Front Reinforcement to Front Side Rail Cv. Cp.	1	----	2254 620-1	
23-32-115	REINFORCEMENT, Front Side Rail W/Radiator Yoke BRACKET	1	2081 058-9	2204 170-1	
	REINFORCEMENT, Front Side Rail to Side Sill Inner All	1	----	2253 382-3	
		1	*2081 060-1		
23-33-O INSTRUMENT PANEL					
23-33-10	BRACE, Instrument Panel Lower Reinforcement to Cowl Plenum Chamber Upper Lower	1 1	2083 000 2083 049		
	BRACE, Instrument Panel Lower Reinforcement to Steering Column Clamp	1	----	2216 933	
	BRACE, Instrument Panel Lower Reinforcement to Windshield Wiper Motor Bracket	1	----	2162 538	
	BRACE, Instrument Panel Lower Reinforcement to Pedal Bracket SC1, SC2, SC3	1	----	----	1901 802
	BRACE, Instrument Panel Lower Reinforcement to Windshield Frame SD3, SC1, SC2, SC3	1	----	2080 899	2080 899
	BRACE, Instrument Panel Lower Reinforcement to Windshield Wiper Motor Mounting SY1	1	----	----	2292 327
	BRACE, Instrument Panel to Windshield Wiper Mounting Bracket SC1, SC2, SC3	1	----	----	2080 649
23-33-12	COVER, Instrument Panel Radio Opening, Except SD3 NUT SD3 SC1, SC2, SC3 STUD SY1 SY1 Knob Hole Cover STUD	1 2 1 1 2 1 2 2	2162 456 ---- ---- ---- ---- ---- ---- ----	2162 369 6006 264 1901 789 ---- ---- ---- ---- ----	2162 145 6008 039 1901 811 2080 058 6010 020
23-33-20	COVER, Instrument Panel Clock Opening SP1, SP2 SD1, SD2 SC1, SC2, SC3	1 1 1	---- ---- ----	2256 369 2258 251 ----	2162 649
23-33-26	BEZEL, Instrument Panel Fresh Air Door Control SD3 Prime	1	----	2161 135	

★ Indicates use as required.
 ☐ Indicates parts not listed in any previous parts book.
 Right and left part numbers are on same line, first number is right, second number is left.
 * Indicates change or addition.

1962 PASSENGER CAR PARTS CATALOG

BODY

CODE	PART NAME AND DESCRIPTION	PER CAR	VALIANT LANCER	PLYMOUTH DODGE	CHRYSLER IMPERIAL
23-33-O INSTRUMENT PANEL - Cont'd					
23-33-42	GRILLE, Instrument Panel Radio Speaker, Except SD3				
	Medium Gray	1	----	*2273 043	
	Medium Blue	1	----	E2273 040	
	Medium Green	1	----	E2273 041	
	Medium Cocoa	1	----	E2273 042	
	Red	1	----	E2273 044	
	Black	1	----	E2297 072	
	SD3 Black	1	----	2174 644	
	SD3 Blue	1	----	*2180 188	
	SD3 Cocoa	1	----	*2180 189	
	w/FRAME, Black	1	2249 265		
	SC1, SC2, SC3 w/o Air Conditioning	1	----	----	2162 129
	SY1 w/o Air Conditioning	1	----	----	2161 162
	w/Air Conditioning	1	----	----	2161 616
23-33-44	NAMEPLATE, Dummy Switch				
	SY1	2	----	----	2197 511
23-33-65	COVER, Instrument Panel Defroster Opening Cover				
	SD3, SC1, SC2, SC3	2	2082 340	2080 238	2080 238
23-33-86	MOULDING, Instrument Panel				
	SD3 w/Trim Pad	1	2162 424-5	2161 769	
	CLIP	6	6000 946		
	Except SD3 Horizontal	1	----	2161 910-11	
	CLIP	4	----	6000 976	
	T/BOLT	7	----	6000 969	
	SD3 Horizontal	1	----	2217 656	
	SD3 Finish Plate, Horizontal	1	----	2217 656	
	SD3 Finish Plate, Horizontal, End	1	----	1902 310-11	
	SC1, SC2, SC3 Controls Face Plate, Right	1	----	----	2162 143
	Left	1	----	----	1839 695
	SC1, SC2, SC3 Hood	1	----	----	2161 834
	SC1, SC2, SC3 Hood Trim Pad	1	----	----	2080 362
23-33-96	NAME PLATE, Instrument Panel				
	Sp. Cl. Cp., SL1-P GT	1	2216 757		
	Dart-330	1	----	2292 220	
	Dart-440	1	----	2292 221	
	Imperial	1	----	----	2161 174
	LeBaron	1	----	----	2161 175
	NUT	3	----	----	6010 226
	SD2-P, Trim Pad Polara 500	1	----	2216 834	
	NUT	1	----	9415 250	
	MEDALLION, Radio Speaker Grille				
	SV	1	2259 031		
	NUT	2	1839 995		
23-33-101	BEZEL, Instrument Panel Parking Sprag Control				
	SP1, SP2	1	2258 481	2162 776	
23-33-102	COVER, Instrument Panel Sprag Control				
	SP1, SP2 Prime	1	----	2162 777	
23-33-103	GASKET, Instrument Panel Parking Sprag Control Cover or Bezel				
	SP1, SP2	1	----	2162 802	
23-33-109	PANEL, Instrument				
	All	1	2253 158		
	SP1, SP2	1	----	2161 917	
	SD1, SD2	1	----	2162 231	
	SD3	1	----	2161 529	
	SC1, SC2, SC3 w/o Air Conditioning	1	----	----	2162 650
	SC1, SC2, SC3 w/Air Conditioning	1	----	----	2161 804
	SY1	1	----	----	2161 440
	EXTENSION, Instrument Panel End				
	SY1 Right	1	----	----	2080 940
	Left	1	----	----	2161 552

★ Indicates use as required.

E Indicates parts not listed in any previous parts book.
 March 8, 1963 Supersedes May 1, 1962.

Printed in U.S.A.
 Prices and specifications subject to change without notice.
 Right and left part numbers are on same line,
 first number is right, second number is left.
 * Indicates change or addition.

CODE	PART NAME AND DESCRIPTION	PER CAR	VALIANT LANCER	PLYMOUTH DODGE	CHRYSLER IMPERIAL
23-33-O INSTRUMENT PANEL - Cont'd					
23-33-110	BOLT, Instrument Panel Pillar Bracket to Pillar SY1	2	----	----	6008 245
23-33-129	HOOD, Instrument Panel Instrument SC1, SC2, SC3 Upper	1	----	----	1839 689
	Lower	1	----	----	2162 234
	HOOD, Instrument Panel Instrument Housing SP1, SP2 Black	1	----	E2249 911	
	SP1, SP2 Dark Blue	1	----	2273 445	
	SP1, SP2 Red	1	----	2273 449	
	SP1, SP2 Cordovan	1	----	E2249 910	
	SP1, SP2 Green	1	----	2273 446	
	HOOD, Instrument Panel Speedometer SD3 Prime	1	----	2080 704	
23-33-132	CAP, Steering Column to Cluster SC1, SC2, SC3	1	----	----	1971 522
	COVER, Instrument Panel Steering Column Opening SC1, SC2, SC3, except SD3	1	----	2273 320	1902 091
	SC1, SC2, SC3 Police Only	1	----	----	2291 821
	SD2-P, Sp. Cl. Cp., Cv. Cp. Black	1	----	E2297 070	
	SD2 Green	1	----	E2273 318	
	SP-L, SD1, SD2 Cocoa	1	----	E2273 319	
	SD1, SD2 Red	1	----	E2273 321	
	SP-L, SD1, SD2 Blue	1	----	E2273 317	
	FILLER, Instrument Panel Steering Column Opening SD3	1	----	1902 399	
23-33-135	FINISH PLATE, Instrument Panel Controls SP1, SP2 Center, w/ Radio	1	----	2162 357	
	SP1, SP2 Center w/o Radio	1	----	2162 356	
	SP1, SP2, SC1, SC2, SC3	1	----	2161 908-9	2162 646-7
	SY1 Right	1	----	----	2161 489
	Left	1	----	----	2161 528
	SD3 Right	1	----	2161 570	
	Left	1	----	2217 837	
	SD3 Fresh Air Door	1	----	2161 493	
23-33-147	COVER, Instrument Panel Right End Extension SY1	1	----	----	2080 942
23-33-209	SLEEVE NUT, Instrument Panel Gear Selector Mounting Bracket w/Auto, 3 Speed Trans. . .	3	----	2217 097	
23-33-213	BRACKET, Instrument Panel Gear Selector Mounting SP1, SP2 w/Auto, 3 Speed Trans. . .	1	----	2162 488	
	SD1, SD2 w/Auto, 3 Speed Trans. . .	1	----	2162 489	
	SD3	1	----	*2161 136	
	SY1	1	----	----	2161 158
	BRACKET, Transmission Push Button Control Box Mounting	1	2257 905		
	PLATE, Gearshift Control Housing Mounting SD3, SY1	1	----	2200 490	2200 490
23-33-217	HOUSING, Instrument Panel Gear Selector Control SC1, SC2 w/Std. Trans.	1	----	----	*2162 294
	BEZEL, Instrument Panel Gear Selector SC1, SC2, SC3 w/Std. Trans.	1	----	----	*2217 505
	SC1, SC2, SC3 w/Auto. Trans.	1	----	----	*2217 504
	SY1	1	----	----	*2161 156
23-33-220	COVER PLATE, Instrument Housing Push Button Control Opening SL w/o Heater or Air Conditioning	1	2257 942-3		
	NUT	4	6023 120		

★ Indicates use as required.
 □ Indicates parts not listed in any previous parts book.
 Right and left part numbers are on same line,
 first number is right, second number is left.
 * Indicates change or addition.

1962 PASSENGER CAR PARTS CATALOG

BODY

CODE	PART NAME AND DESCRIPTION	PER CAR	VALIANT LANCER	PLYMOUTH DODGE	CHRYSLER IMPERIAL
23-33-O INSTRUMENT PANEL - Cont'd					
23-33-220	COVER PLATE, Instrument Housing Push Button Control Opening				
	SV w/Std. Trans., w/o Heater.	1	2257 944-5		
	NUT	4	6023 120		
	PLATE, Instrument Cluster Trim				
	SD1, SD2 w/Auto. Trans., w/Heater and Air Conditioning	1	----	2258 235	
	PLATE, Instrument Cluster Trim				
	SD1, SD2 w/Auto. Trans., w/o Heater and Air Conditioning.	1	----	2258 236	
	FINISH PLATE, Instrument Panel Gear Selector and Heater Control				
	SD3	1	----	2161 518	
	FINISH PLATE, Instrument Panel Gear, Selector				
	SD3 w/Auto. 3 Speed Trans., 5 Button	1	----	2161 519	
	FINISH PLATE, Instrument Panel Gear Selector				
	SD3 Std. Trans.	1	----	2161 492	
	BEZEL, Instrument Panel Gear Selector				
	SD3	1	----	2161 134	
	PLATE, Instrument Cluster Trim				
	SD1, SD2 w/Std. Trans., w/Heater and Air Conditioning	1	----	2258 237	
	PLATE, Instrument Cluster Trim				
	SD1, SD2 w/Std. Trans., w/o Heater and Air Conditioning	1	----	2258 238	
	BEZEL, Instrument Panel Gear Selector Control				
	SC1, SC2, SC3 w/Auto. Trans.	1	----	----	1839 691
23-33-227	PAD, Instrument Panel Gear Selector				
	SC1, SC2, SC3 w/Auto. 3 Speed Trans. . .	1	----	----	2080 388
	SY1	1	----	----	2161 707
	GASKET, Trans. Push Button Control	1	2257 876		
	GASKET, Instrument Bezel Transmission Push Button				
	SP1, SP2	1	----	E2291 829	
	GASKET, Gearshift Control Slide Button Cover				
	SD1, SD2	1	----	2208 187	
	PAD, Instrument Panel Push Button Control				
	SD3 Heater Side	1	----	2161 606	
	SD3 Trans. Side	1	----	2161 606	
23-33-231	BEZEL, Parking Brake Release Pull Rod	1	2071 130		
	BEZEL, Parking Brake Pedal Release Knob				
	SP1, SP2	1	----	2071 159	
	SD1, SD2	1	----	2256 616	
23-33-236	NUT, Parking Brake Release Rod Bezel,				
	SP1, SP2	1	----	2401 314	
	SD1, SD2	1	----	2071 146	
23-33-240	GROMMET, Trans. Push Button Control Box Mounting Bracket	3	2258 277		
	GROMMET, Instrument Panel Gear Selector Mounting Bracket w/Auto 3 Speed Trans. . . .	3	----	2161 522	
	GROMMET, Gearshift Control Hsg. Mounting Plate Stud				
	SY1	4	----	----	2161 522
23-33-245	BUSHING, Parking Brake Release Pull Rod Bezel	1	2260 223		
23-33-247	SLEEVE NUT, Transmission Push Button Control Box Mounting Bracket Mounting	3	2291 408		

★ Indicates use as required.

☐ Indicates parts not listed in any previous parts book.

March 8, 1963 Supersedes May 1, 1962.

Printed in U.S.A.

Prices and specifications subject to change without notice.

Right and left part numbers are on same line, first number is right, second number is left.

* Indicates change or addition.

CODE	PART NAME AND DESCRIPTION	PER CAR	VALIANT LANCER	PLYMOUTH DODGE	CHRYSLER IMPERIAL
23-34-0 BODY PANELS					
23-34-10	COVER, Tailgate Sill Panel Latch Opening Sub.	1	----	2254 801	
23-34-13	BRACKET, Wheelhouse Inner and Outer to Fuel Tank Stone Deflector Sub., SD3, SC1, SC3	2	----	1961 131	1961 131
23-34-16	PANEL, Tailgate Opening Sill Sub., SC1, SC3, except SD3 Sub., SD3	1 1	2082 438 ----	2251 477 1877 833	1877 833
23-34-17	REINFORCEMENT, Tailgate Opening Sill Sub., SD3, SC1, SC3 Sub., except SD3 w/FILLER	1 1	2081 209 ----	1877 834 2253 175	1877 834
23-34-20	DEFLECTOR, Quarter Panel Rear Inner Water Cv. Cp., SD3, SC1, SC2	1	----	2165 406-7	2165 406-7
23-34-21	PANEL, Wheelhouse Cap Cv. Cp.	1	----	2189 500-1	
23-34-22	SUPPORT, Wheelhouse Panel Cl. Sed., Sp. Cl. Cp., 4 D., Sp. 4 D. To Outer Gusset To Inner Gusset	1 1	----	2166 940-1 2166 942-3	
23-34-24	FILLER, Wheelhouse to Rear Pillar Panel Sub.	1	----	2251 830-1	
23-34-26	PANEL, Wheelhouse to Rear Pillar Sub., SC1, SC3, except SD3 Sub., SD3	1 1	----	2251 586-7 1960 090-1	1960 090-1
23-34-27	PANEL, Wheelhouse All Outer Except Sub. Inner, Right Except Sub. Inner, Left Cv. Cp. Inner SC1, SC2 Outer	1 1 1 1 1	2081 158-9 2244 942 2081 163 ----	2166 258-9 2166 192-3	1950 348-9
	Sub., SC1, SC3, except SD3 Inner Outer Cl. Sed., Sp. Cl. Cp., 4 D., Sp. 4 D. Inner Outer Sp. Cl. Cp., 4 D., Sp. 4 D., SD3, SC1, SC2, SC3 Inner Sp. Cl. Cp., 4 D., Sp. 4 D., SD3, SC1, SC2, SC3 Outer Sub., SD3, SC1, SC3 Right Left	1 1 1 1 1 1 1 1 1	----	*2165 832-3 2165 830-1 2165 828-9 2165 826-7 1869 748-9 1869 744-5 1861 056 2188 769	*1861 062-3
	Sp. Cl. Cp., 4 D., Sp. 4 D., SD3, SC1, SC2, SC3 Complete Cv. Cp., SY1 Complete Sp. Cl. Cp., Sp. 4 D., SY1 Complete Cv. Cp., SD3, SC1, SC2 Inner Cv. Cp., SD3, SC1, SC2 Outer	1 1 1 1 1	----	2084 524-5 ----- ----- 1869 752-3 1950 348-9	2084 524-5 2084 528-9 2084 526-7 1869 752-3 1950 348-9
23-34-40	PLUG, Quarter Panel Tailgate Window Switch Hole Sub. PLUG, Wheelhouse Outside Panel All	1 1	----	2254 795 2189 098	

★ Indicates use as required.
 □ Indicates parts not listed in any previous parts book.
 Right and left part numbers are on same line,
 first number is right, second number is left.
 * Indicates change or addition.

1962 PASSENGER CAR PARTS CATALOG

BODY

CODE	PART NAME AND DESCRIPTION	PER CAR	VALIANT LANCER	PLYMOUTH DODGE	CHRYSLER IMPERIAL
23-34-0 BODY PANELS - Cont'd					
23-34-80	PANEL, Cowl Side All Complete	1	2259 052-3		
	Cv. Cp., SC1, SC3, except SD3	1	----	2253 072-3	1952 946-7
	Except Cv. Cp., except SD3	1	----	2253 070-1	
	Cv. Cp., SD3 Right	1	----	1952 946	
	Left	1	----	2216 504	
	Except Cv. Cp., SD3, SC1, SC2, SC3				
	Right	1	----	1909 324	1909 324
	Left	1	----	2253 467	2253 467
	SY1 Less Extensions	1	----	----	2275 907-8
	PANEL, Cowl Top and Dash Except SD3 Complete	1	2253 348	2298 746	
	PANEL, Cowl Top and Dash, Complete SD3, SC1, SC2, SC3	1	----	2253 235	2253 235
	WINDSHIELD FRAME, Complete				
	Cv. Cp., SY1	1	----	----	2084 539
	Sp. Cl. Cp., Sp. 4 D., SY1	1	----	----	2084 538
23-34-85	COVER PACKAGE, Cowl Upper Panel to Front Pillar Joint				
	SY1	1	----	----	2196 479-80
	SCREW	2	----	----	9413 268
23-34-100	FILLER, Cowl Side to Door at Belt SY1	1	----	----	2188 416-7
23-34-110	PANEL, Dash SY1	1	----	----	2189 277
23-34-116	COVER, Dash Panel Air Duct Drain Hole, SD3	2	1810 565	1810 565	1810 565
	COVER, Dash Panel Air Duct SD3 w/o Heater	1	----	1750 445	1750 445
	SY1 w/Heater	1	----	----	2216 902
23-34-120	PANEL, Front Door Outside Repair				
	4 D., 4 D. Sub., SV	1	2082 646-7		
	Cl. Sed., SV	1	1919 332-3		
	Sp. Cl. Cp., SV	1	1919 490-1		
	4 D., 4 D. Sub., SL	1	2253 290-1		
	Cl. Sed., SL	1	2253 292-3		
	Sp. Cl. Cp., SL	1	2253 294-5		
	4 D., 4 D. Sub., except SD3	1	----	2253 050-1	
	Sp. 4 D., except SD2-P, SD3	1	----	2253 052-3	
	Sp. 4 D., SD2-P	1	----	2425 214-5	
	Sp. Cl. Cp., Cv. Cp., SD3	1	----	1867 682-3	
	Cl. Sed.	1	----	2253 054-5	
	Sp. Cl. Cp., Cv. Cp.	1	----	2253 776-7	
	Sp. 4 D., Sp. 4 D. Sub., SD3, SC1, SC2, SC3				
	Right	1	----	*2165 236	*2165 236
	Left	1	----	*2165 321	*2165 321
	Sp. Cl. Cp., Cv. Cp., SC1, SC2, except SD3	1	----	----	1884 680-1
	4 D., SD3, SC1, SC2, SC3	1	----	2253 344-5	2253 344-5
	Sp. Cl. Cp., Cv. Cp., SY1	1	----	----	1961 384-5
	Sp. 4 D., SY1	1	----	----	1961 388-9
	PANEL, Rear Door Outside Repair				
	4 D., 4 D. Sub., SV, SL	1	2082 648-9	2253 040-1	
	Sp. 4 D.	1	----	2253 046-7	
	Sp. 4 D., Sp. 4 D. Sub., SD3, SC1, SC2, SC3	1	----	1950 636-7	1950 636-7
	4 D., SD3, SC1, SC2, SC3	1	----	2253 346-7	2253 346-7
	Sp. 4 D., SY1	1	----	----	1961 412-3

★ Indicates use as required.

⊠ Indicates parts not listed in any previous parts book.
March 8, 1963 Supersedes May 1, 1962.

Prices and specifications subject to change without notice.

Right and left part numbers are on same line,
first number is right, second number is left.

* Indicates change or addition.

Printed in U.S.A.

CODE	PART NAME AND DESCRIPTION	PER CAR	VALIANT LANCER	PLYMOUTH DODGE	CHRYSLER IMPERIAL
23-34-O BODY PANELS - Cont'd					
23-34-121	SHIELD, Dash Panel to Front Fender	1	----	2167 940-1	
23-34-122	BRACE and C/NUT, Dash Panel No. 1 and 1 A Body Hold-Down Bolt SY1 Right	1	----	----	2189 128
	BRACE, Dash Panel Body Front Hold-Down SD3, SC1, SC2	1	----	1909 326-7	1909 326-7
23-34-123	PLUG, Dash Panel w/o Heater	★	1652 067	1777 881	
23-34-126	REINFORCEMENT, Dash Panel No. 1 and 1 A Body Hold-Down Bolt Brace SY1	1	----	----	1861 248-9
23-34-136	COVER, Door Inside Panel Access Hole SY1	2	----	----	1751 033
23-34-166	PANEL, Deck Opening Upper Cl. Sed., Sp. Cl. Cp., 4 D. Cl. Sed., Sp. Cl. Cp., 4 D., Sp. 4 D., except SD3 Cv. Cp., SC1, SC2, except SD3 Sp. Cl. Cp., SD3, SC1, SC2 Sp. 4 D., SY1-H, Auxiliary 4 D., Sp. 4 D., SD3, SC1, SC2, SC3 Sp. Cl. Cp., SY1 Cv. Cp., SD3, SY1 Sp. 4 D., SY1	1 1 1 1 1 1 1 1 1 1	2081 204 ---- ---- ---- ---- ---- ---- ---- ---- ---- ----	2166 261 2166 262 2189 298 ---- 1909 316 ---- 1869 636 ---- ----	1869 636 2189 298 2189 369 1909 316 1961 442 1961 443 1961 444
23-34-167	PANEL, Deck Opening Lower Except Sub., SP1, SP2, SY1 Except Sub., SD1, SD2, SD2-P Except Sub., SD3, SC1, SC2, SC3 End, SD3, SC1, SC2, SC3	1 1 1 1	2081 205 ---- ---- ----	2253 006 2166 005 1919 066 2189 492-3	2189 875 1919 066 2189 492-3
23-34-170	BUMPER, Deck Opening Lower Panel License Insert Except Sub., SP1, SP2	2	----	729 152	
23-34-176	EXTENSION, Quarter Panel Deck Opening Side Flange to Wheel House Brace Sp. Cl. Cp., SC1, SC2 EXTENSION, Deck Opening Lower Panel SY1	1 1	---- ----	---- ----	2189 498-9 1877 350-1
23-34-177	REINFORCEMENT, Quarter Panel Deck Opening Side Flange Except Sub., SD3, SC1, SC2, SC3	1	----	1964 340-1	1964 340-1
23-34-179	REINFORCEMENT, Deck Opening Upper or Lower Panel Cv. Cp., SC1, SC2, except SD3 Upper SD3 Upper Cl. Sed., Sp. Cl. Cp., 4 D., Sp. 4 D. Upper Sp. Cl. Cp., SD3, SC1, SC2 Upper Except Sub., except SD3 Lower All, SY1 Lower	1 1 1 1 1 2 1	---- ---- ---- ---- ---- ---- ----	2166 266 1882 393 2166 265 2189 299 2216 166 ----	1882 393 2189 299 2093 925

★ Indicates use as required.
 E Indicates parts not listed in any previous parts book.
 Right and left part numbers are on same line,
 first number is right, second number is left.
 * Indicates change or addition.

1962 PASSENGER CAR PARTS CATALOG

BODY

CODE	PART NAME AND DESCRIPTION	PER CAR	VALIANT LANCER	PLYMOUTH DODGE	CHRYSLER IMPERIAL
23-34-0 BODY PANELS - Cont'd					
23-34-184	LETTER, NAMEPLATE or MEDALLION, Deck Opening Lower Panel				
	NOTE: See Exterior Moulding Illustrations in Front of Group 23 Body.				
23-34-218	REINFORCEMENT, Quarter Outside Panel Lock Face Sp. Cl. Cp.	1	2195 392-3		
23-34-225	COVER, Quarter Inside Panel Access Hole Sp. Cl. Cp., Cv. Cp., SY1	2	---- --	---- --	1691 107
23-34-227	GUARD, Quarter Panel Rear Lower Dust Sub., SD3, SC1, SC3	2	---- --	2252 212	2252 212
23-34-228	RETAINER, Quarter Panel Rear Lower Dust Guard Sub., SD3, SC1, SC3	2	---- --	2188 745	2188 745
23-34-229	TIE PLATE, Quarter Panel to Wheelhouse to Side Sill Inner Panel 4 D., Sp. 4 D., Sub.	1	*2081 174-5	*2167 180-1	
23-34-233	PANEL, Quarter Outside Inner				
	Sp. Cl. Cp., SY1	1	---- --	---- --	2189 474-5
	Cv. Cp., SY1	1	---- --	---- --	2189 476-7
	Sp. 4 D., SY1	1	---- --	---- --	2189 478-9
23-34-234	PANEL, Quarter Inside				
	4 D.	1	2081 154-5		
	Sub.				
	Sub. Upper	1	2243 540-1		
	Sub. Lower	1	2242 222-3		
	Cl. Sed., Sp. Cl. Cp., Rear	1	2195 676-7		
	Sub. Rear	1	---- --	2166 184-5	
	Sub. Front	1	---- --	2166 182-3	
	Cv. Cp., SC1, SC2, except SD3	1	---- --	2251 604-5	1964 186-7
	Sp. Cl. Cp., Cl. Sed., except SD3	1	---- --	2166 186-7	
	Sp. Cl. Cp., SD3, SC1, SC2	1	1919 436-7	1963 740-1	1963 740-1
	Cl. Sed.	1	2253 744-5		
	Cv. Cp., SD3, SY1	1	---- --	1964 186-7	1751 002-3
Sp. Cl. Cp., SY1	1	---- --	---- --	1751 000-1	
23-34-235	PANEL, Quarter Outside Repair				
	4 D.	1	2081-150-1		
	Cl. Sed., Sp. Cl. Cp.	1	2195 380-1		
	Sub.	1	2242 226-7		
	Cl. Sed., SP1, SP2	1	---- --	2253 854-5	
	Cl. Sed., SD1, SD2	1	---- --	2253 858-9	
	Sp. Cl. Cp., SP1, SP2	1	---- --	2253 852-3	
	Sp. Cl. Cp., SD1, SD2	1	---- --	2253 856-7	
	Cv. Cp., SP1, SP2	1	---- --	2166 176-7	
	Cv. Cp., SD1, SD2	1	---- --	2166 180-1	
	4 D., Sp. 4 D., SP1, SP2	1	---- --	2165 814-5	
	4 D., SP. 4 D., SD1, SD2	1	---- --	2165 818-9	
	Sub., SD1, SD2	1	---- --	2251 186-7	
	Sub., SP1, SP2	1	---- --	2254 658-9	
	Sub., SP1, SP2	1	---- --	2165 824-5	
	Sub., SD3, SC1, SC3 Upper	1	---- --	2093 772-3	2093 772-3
	Sub., SD3, SC1, SC3 Lower	1	---- --	2189 846-7	2189 846-7
	Cv. Cp., SD3, SC1, SC2	1	---- --	2189 280-1	2189 280-1
	Sp. Cl. Cp., SD3, SC1, SC2	1	---- --	2189 278-9	2189 278-9
4 D., Sp. 4 D., SD3, SC1, SC2, SC3	1	---- --	2189 282-3	2189 282-3	
Cv. Cp., Sp. Cl. Cp., SY1	1	---- --	---- --	2189 284-5	
Sp. 4 D., SY1	1	---- --	---- --	2189 288-9	

★ Indicates use as required.

□ Indicates parts not listed in any previous parts book.

March 8, 1963 Supersedes May 1, 1962.

Printed in U.S.A.
Prices and specifications subject to change without notice.

Right and left part numbers are on same line,
first number is right, second number is left.

* Indicates change or addition.

CODE	PART NAME AND DESCRIPTION	PER CAR	VALIANT LANCER	PLYMOUTH DODGE	CHRYSLER IMPERIAL
23-34-O BODY PANELS - Cont'd					
23-34-236	EXTENSION, Quarter Inside Panel				
	Sp. Cl. Cp., SY1 Upper	1	----	----	1692 142-3
	Cv. Cp., SY1 Upper	1	----	----	1750 188-9
	Sub. To Rear Upper Pillar	1	----	2254 608-9	
	EXTENSION and D/NUT, Quarter Inside Panel to Lock Pillar				
	Sp. Cl. Cp., Cv. Cp., SY1	1	----	----	H1810 204-5
23-34-238	NAME PLATE, Dodge Quarter Outside Panel				
	NOTE: See Exterior Moulding Illustrations in Front of Group 23 Body.				
23-34-240	DEFLECTOR PACKAGE, Quarter Panel Stone				
	NOTE: See Exterior Moulding Illustrations in Front of Group 23 Body.				
23-34-242	EXTENSION, Rear Quarter Outside Panel				
	Except Sub., SV Upper	1	2242 100-1		
	Except Sub., SV Lower	1	2242 104-5		
	Sub., SV Upper	1	2242 102-3		
	Sub., SV Lower	1	2242 106-7		
	Except Sub., SL Upper	1	2195 052-3		
	Except Sub., SL Lower	1	2195 048-9		
	Sub., SL Upper	1	2195 054-5		
	Sub., SL Lower	1	2195 050-1		
	Sub., SP1, SP2	1	----	2251 480-1	
	Sub., SP1, SP2 Upper	1	----	2259 308-9	
	Except Sub., SP1, SP2				
	Rear	1	----	2166 706-7	
	Sub., SD1, SD2 Upper	1	----	2251 486-7	
	Sub., SD1, SD2 Lower	1	----	2251 484-5	
	Except Sub., SD1, SD2				
	Rear Upper	1	----	2166 784-5	
	Except Sub., SD1, SD2				
	Rear Lower	1	----	2166 744-5	
	Sub., SD3, SC1, SC3 Rear Upper	1	----	*2189 848-9	*2189 848-9
	Sub., SD3, SC1, SC3 Rear Lower	1	----	*2093 776-7	*2093 776-7
	Except Sub., SD3, SC1, SC3				
	Rear Lower	1	----	*2189 472-3	*2189 472-3
23-34-243	FILLER, Quarter Outside Panel Lower Extension SV	1	2242 108-9		
	FILLER, Quarter Outside Panel Extension Sub.	1	----	2259 310-11	
23-34-246	REINFORCEMENT, Rear Quarter Panel to Rear Quarter Pillar Cv. Cp.	1	----	2254 624-5	
23-34-249	REINFORCEMENT, Quarter Inside Panel to Wheelhouse				
	Sp. Cl. Cp., SY1	1	----	----	1810 056-7
	REINFORCEMENT, Quarter Inside Panel to Folding Top Folding Filler Support				
	Cv. Cp., SD3, SC1, SC3	1	----	*1954 094-5	*1954 094-5
23-34-253	DOOR, Fuel Tank Filler All, SY1	1	----	----	2189 693
23-34-254	BUMPER, Quarter Panel Extension	2	2242 349		
23-34-255	SPRING, Fuel Tank Filler Door SY1	1	----	----	1877 486
23-34-257	GUSSET, Quarter Belt Bar to Wheelhouse to Rear Quarter Pillar Cv. Cp.	1	----	2254 622-3	

★ Indicates use as required.
 E Indicates parts not listed in any previous parts book.
 Right and left part numbers are on same line,
 first number is right, second number is left.
 * Indicates change or addition.

1962 PASSENGER CAR PARTS CATALOG

BODY

CODE	PART NAME AND DESCRIPTION	PER CAR	VALIANT LANCER	PLYMOUTH DODGE	CHRYSLER IMPERIAL
23-34-O BODY PANELS - Cont'd					
23-34-259	SEAL, Quarter Panel Fuel Tank Filler Tube Sub.	1	2242 360	2123 656	
23-34-260	HINGE, Deck Opening Lower Panel Fuel Filler Door All, SY1	1	----	----	2189 678-9
23-34-270	BUMPER, Fuel Tank Filler Door All, SY1	1	----	----	1882 429
23-34-273	BRACKET, Deck Opening Lower Panel Fuel Tank Filler Door Stop SY1	1	----	----	B2255 118
23-34-275	BUMPER, Quarter Outside Panel Jack Support Except Sub., SD3, SC1, SC2, SC3	1	----	*2189 694-5	*2189 694-5
23-34-277	STUD and RETAINER, Quarter Panel Rear Bumper Front Mounting	2	2082 080		
23-34-279	BRACKET, Rear Stone Deflector to Rear Floor Pan Attaching 4 D. Sub.	1	----	2252 111	
23-34-280	FILLER, Quarter Outside Outer Panel Front Upper Corner Sp. Cl. Cp., Cv. Cp.	1	----	2216 322-3	
23-34-281	GASKET, Quarter Panel Back-Up Cover Cl. Sed., Sp. Cl. Cp., 4 D., SD1-L, SD2-L SD1-M, SD2-M	2	----	*2252 154	
23-34-283	COVER PLATE PACKAGE, Quarter Panel Back - Up Lamp Hole Sub., SD1, SD2 J/NUT SCREW COVER, Back-Up Lamp Hole Except Sub., SD1, SD2	1 3 3 2	---- ---- ---- ----	2298 585 6023 111 9415 558 2252 088	
23-34-286	BRACKET, Rear Bumper Support Bar Jacking Sub., SD3, SC1, SC3	1	----	*1961 022-3	*1961 022-3
23-34-301	PANEL, Roof Sub. Except Sub. Sub., SC1, SC3, except SD3 Cl. Sed., Sp. Cl. Cp., 4 D., Sp. 4 D., except SD3 Sp. Cl. Cp., SD3, SC1, SC2 4 D., Sp. 4 D., SD3, SC1, SC2, SC3 w/Low Window Sp. 4 D., SC1, SC2, SC3 w/High Window Sp. Cl. Cp., SY1 Sp. 4 D., SY1-L, SY1-M Sp. 4 D., SY1-H Sub., SD3	1 1 1 1 1 1 1 1 1 1 1 1 1 1	2082 431 2081 230 ---- ---- ---- ---- ---- ---- ---- ---- ---- ---- ---- ----	---- ---- *2165 836 *2165 834 *1861 118 *1867 873 ---- ---- ---- ---- ---- ---- ---- ----	---- ---- *2188 713 *1861 118 *1867 873 2093 264 2189 635 2189 502 2189 503 *2188 713
23-34-302	EXTENSION, Roof Panel Side Sub. Rear Sub., except SD3 Side Sub. Side Rear Sub., SD3, SC1, SC3 Side Sp. Cl. Cp., SD3, SC1, SC2 Lower Sp. Cl. Cp., Cv. Cp., SY1 Sp. 4 D., SY1 Side Rear Sp. Cl. Cp., SY1 Side Rear	1 1 1 1 1 1 1 1 1	2081 217 *2081 728-9 2081 730-1 ---- ---- ---- ---- ---- ---- ----	---- *2166 270-1 ---- *1861 222-3 *1878 444-5 ---- ---- ---- ----	---- *1861 222-3 *1878 444-5 2189 504-5 *1877 742-3

* Indicates use as required.
 □ Indicates parts not listed in any previous parts book.
 May 1, 1962 Supersedes Nov. 30, 1961.

Printed in U.S.A.
 Prices and specifications subject to change without notice.
 Right and left part numbers are on same line,
 first number is right, second number is left.
 * Indicates change or addition.

CODE	PART NAME AND DESCRIPTION	PER CAR	VALIANT LANCER	PLYMOUTH DODGE	CHRYSLER IMPERIAL
23-34-O BODY PANELS - Cont'd					
23-34-304	REINFORCEMENT, Roof Rear Extension Panel Sp. 4 D., SY1-H Lower	1	-----	-----	1961 513
23-34-334	MEDALLION, ORNAMENT or LOUVER, Quarter Panel				
NOTE: See Exterior Moulding Illustrations in Front of Group 23 Body.					
23-34-340	BASE, Quarter Outside Panel Medallion				
NOTE: See Exterior Moulding Illustrations in Front of Group 23 Body.					
23-34-342	SPACER, Quarter Panel Ornament Sp. Cl. Cp., Cv. Cp., 4 D., Sp. 4 D., SP1-H, SP2-H, SP2-P, SD1-H, SD2-H SEAL, Quarter Panel Outside Ornament Stud SD2-P	★ 16	----- -----	*2254 396 2252 297	
23-34-346	BRACKET, Wheelhouse to Fuel Tank Stone Deflector Sub. BRACKET, Wheelhouse Inner Panel Fuel Tank Stop Sub.	1 1	----- -----	2251 724 2251 800	
23-34-354	PANEL, Windshield Header All Cv. Cp., SD3, SC1, SC2 w/REINFORCEMENT Except Cv. Cp., SC1, SC2, SC3, except SD3 w/REINFORCEMENT Except Cv. Cp., SD3 w/REINFORCEMENT	1 1 1 1 1	2082 530 ----- ----- -----	1963 627 1919 590 2253 804	1963 627 2253 804
23-36-O PILLARS					
23-36-5	PILLAR, Body Center Sp. 4 D. 4 D., 4 D. Sub., except SD3 4 D., SD3, SC1, SC2, SC3 Sp. 4 D., Sp. 4 D. Sub., SD3, SC1, SC2, SC3 Complete Sp. 4 D., SY1 Sp. 4 D., SY1 Inner	1 1 1 1 1 1 1	----- 2259 154-5 ----- ----- ----- -----	2167 936-7 2167 918-9 1909 892-3 1952 204-5 ----- -----	1909 892-3 1952 204-5 1973 290-1 1861 286-7
23-36-6	PANEL, Center Pillar 4 D., Sub., Prime 4 D., SD3, SC1, SC2, SC3	1 1	----- -----	*2241 790-1 1882 884-5	1882 884-5
23-36-14	EXTENSION, Front Hinge Pillar Cv. Cp., SY1 Sp. Cl. Cp., Sp. 4 D., SY1	1 1	----- -----	----- -----	1960 726-7 1877 318-9
23-36-21	COVER, Center Pillar Hinge Sp. 4 D., SY1	4	-----	-----	1751 793
23-36-22	TAPPING PLATE, Body Center Front Pillar 4 D., SP. 4 D., Sub. TAPPING PLATE, Body Lock Pillar Reinforcement Sp. Cl. Cp., Cv. Cp., SD3, SC1, SC2, SC3	2 2	----- -----	1952 214 1952 214	1952 214 1952 214
23-36-30	BUMPER, Body Center Pillar Rear Door Check 4 D., Sub.	2	2083 127		
23-36-31	SEAL, Body Center Pillar Top Sp. 4 D. SEAL, Rear Upper Pillar 4 D. Sub.	1 2	----- -----	2254 132-3 2251 905	

★ Indicates use as required.
 ☐ Indicates parts not listed in any previous parts book.
 Right and left part numbers are on same line,
 first number is right, second number is left.
 * Indicates change or addition.

1962 PASSENGER CAR PARTS CATALOG

BODY

CODE	PART NAME AND DESCRIPTION	PER CAR	VALIANT LANCER	PLYMOUTH DODGE	CHRYSLER IMPERIAL
23-36-O PILLARS - Cont'd					
23-36-53	PILLAR, Body Lock, Rear				
	Cl. Sed. Upper	1	2195 252-3	2252 370-1	
	4 D., 4 D. Sub. Upper	1	2081 168-9		
	Sp. Cl. Cp., SD3, SC1, SC2	1	----	1869 772-3	1869 772-3
	Cv. Cp., SD3, SC1, SC2	1	----	1954 676-7	1954 676-7
	Sp. Cl. Cp., Cv. Cp., SY1	1	----	----	1877 314-5
	Sp. 4 D., SY1	1	----	----	1877 310-1
	4 D., Sp. 4 D., Sub., SD3, SC1, SC2, SC3	1	----	1964 496-7	1964 496-7
	Sp. Cl. Cp., Cv. Cp., SY1, w/TAPPING PLATE and COVERS	1	----	----	1919 024-5
23-36-66	REINFORCEMENT, Body Lock Pillar				
	Cl. Sed. Upper	1	2195 254-5		
	Cl. Sed., Sp. Cl. Cp., Cv. Cp. w/Tapping PLATE, Lower	1	----	2253 224-5	
	Sp. Cl. Cp., Cv. Cp., SY1	1	----	----	1690 440-1
	Sp. Cl. Cp., Cv. Cp., SD3, SC1, SC2 Upper	1	----	1950 220-1	1950 220-1
	REINFORCEMENT, Rear Body Lock Pillar				
	4 D., 4 D. Sub.	1	*2081 176-7		
	REINFORCEMENT, Body Front Pillar Upper to Roof Side Drain Trough				
	Sp. Cl. Cp.	1	2195 562-3		
23-36-73	COVER, Lock Pillar Hole Edge				
	Sp. Cl. Cp., Cv. Cp., SY1				
	Outer	1	----	----	1810 586-7
	Sp. Cl. Cp., Cv. Cp., SY1				
	Inner	1	----	----	1810 446-7
23-36-118	PILLAR, Body Rear				
	Sub. Upper	1	1973 360-1		
	Sub. Lower	1	1973 362-3		
	Sub., except SD3 Upper	1	----	2253 244-5	
	Sub., except SD3 Lower, Complete	1	----	2253 210-1	
	Sub., SD3, SC1, SC3 Complete	1	----	1973 174-5	1973 174-5
23-36-120	PILLAR, Rear Quarter				
	Cv. Cp., except SD3	1	----	2251 620-1	
	Cv. Cp., SD3, SC1, SC2 Upper	1	----	1884 524-5	1884 524-5
23-36-121	PANEL, Rear Pillar Roof Rail Joint Cover				
	Sub., SD3, SC1, SC3	1	----	1878 254-5	1878 254-5
23-36-123	HANDLE, Roof Panel Rear Pillar Outside Assist				
	Sub., except SD3 3 Stud Type	1	----	2251 698-9	
	Sub., except SD3 2 Stud Type	1	----	2252 252-3	
	NUT and WASHER	4	----	*6023 204	
	SEALING WASHER Upper Stud	2	----	*2252 297	
	SEALING WASHER Lower Stud	2	----	*6022 007	
	Sub., SD3, SC1, SC3 PKG.	2	----	2196 839	2196 839
	NUT	8	----	----	6006 035
	BOLT	2	----	----	681 135
23-36-125	REINFORCEMENT, Rear Lower Pillar Quarter Inside Panel				
	4 D. Sub.	1	2081 718-9		
	REINFORCEMENT, Rear Pillar Lower Corner Sub.	1	----	*2252 300-1	
	REINFORCEMENT, Rear Pillar to Wheelhouse Sub., SD3, SC1, SC3	1	----	1877 840-1	1877 840-1
23-36-131	COVER, Rear Pillar Wiring				
	Sub., SD3, SC1, SC3, 3 Seater Left	1	----	2189 148	2189 148
23-36-134	DEFLECTOR, Roof Panel Outside Air				
	Sub., use with 2252 252-3 Handle	1	----	*2252 254-5	
	SCREW	2	----	* 167 079	
	SCREW	4	----	*9418 381	

★ Indicates use as required.

ⓑ Indicates parts not listed in any previous parts book.

March 8, 1963 Supersedes May 1, 1962.

Prices and specifications subject to change without notice.

Right and left part numbers are on same line,

first number is right, second number is left.

* Indicates change or addition.

Printed in U.S.A.

CODE	PART NAME AND DESCRIPTION	PER CAR	VALIANT LANCER	PLYMOUTH DODGE	CHRYSLER IMPERIAL
23-38-0 FLOOR TUNNEL CONSOLE					
23-38-1	CONSOLE, Floor SP2-P, SD2-P	1	----	*2292 537	
	SC2 Front	1	----	-----	2292 518
23-38-3	DOOR, Floor Console				
	SP2-P Complete	1	----	E2292 889	
	SD2-P Complete	1	----	*2292 454	
23-38-5	FINISH PLATE, Floor Console				
	SD2-P, SC2 Front	1	----	*2292 484	*2161 021
	Rear	1	----	2292 485	2161 022
	SP2-P Front	1	----	*2292 887	
	Rear	1	----	*2292 888	
23-38-6	STOP, Floor Console Door				
	SP2-P, SD2-P Prime	1	----	*2419 269	
23-38-9	FILLER, Front Floor Console to Instrument Panel				
	SC2-M	1	----	-----	2161 041
23-38-12	BASE, Floor Tunnel Rear Console Arm Rest				
	SC2-M Dark Tan	1	----	-----	*2419 071
23-38-14	HINGE, Floor Tunnel Console Arm Rest Lid				
	SC2-M Front	1	----	-----	2161 038
	Rear	1	----	-----	2161 038
	HINGE, Floor Console Door				
	SP2-P, SD2-P Prime	1	----	E2292 456	
23-38-15	CATCH, Floor Console				
	SP2-P, SD2-P	1	----	2292 499	
23-38-16	REINFORCEMENT, Front Floor Carpet Heel Pad				
	Finish Plate				
	SC2-M	2	----	-----	2086 461
23-38-17	PLATE, Floor Console Door Hinge Reinforcement				
	SP2-P, SD2-P	1	----	2292 481	
	PLATE, Front Floor Carpet Heel Pad Finish				
	SC2-M	2	----	-----	2292 544
23-38-21	FERRULE, Floor Tunnel Front Console Arm Rest				
	Lid Check Strap Attaching				
	SC2-M	1	----	-----	2161 572
	FERRULE, Floor Tunnel Front Console Arm Rest				
	Check Strap to Base Attaching				
	SC2-M	1	----	-----	2161 572
23-38-22	TAPPING PLATE, Rear Floor Tunnel Console Arm				
	Rest Hinge to Support				
	SC2-M	2	----	-----	2086 838
	TAPPING PLATE, Floor Tunnel Front Console Arm				
	Rest Base to Lid Hinge Attaching				
	SC2-M	1	----	-----	2086 838
	TAPPING PLATE, Floor Tunnel Front Console Arm				
	Rest Hinge to Lid				
	SC2-M	1	----	-----	2086 838
	TAPPING PLATE, Floor Tunnel Rear Console Arm				
	Rest Lid				
	SC2-M	1	----	-----	2086 838
	TAPPING PLATE, Front Floor Tunnel Console Arm				
	Rest Hinge to Console				
	SC2-M	1	----	-----	2086 838
23-38-23	CABLE, Floor Tunnel Front Console Arm Rest				
	Lid Check Strap				
	SC2-M	1	----	-----	1777 897

★ Indicates use as required.
 E Indicates parts not listed in any previous parts book.
 Right and left part numbers are on same line,
 first number is right, second number is left.
 * Indicates change or addition.

1962 PASSENGER CAR PARTS CATALOG

BODY

CODE	PART NAME AND DESCRIPTION	PER CAR	VALIANT LANCER	PLYMOUTH DODGE	CHRYSLER IMPERIAL
23-39-0 WINDOW LIFT (MANUAL)					
23-39-2	SPRING, Door Manual Window Regulator Assist SD3, SC1, SC2, SC3 Front	2	*1256 337	*1256 337	*1256 337
	4 D., 4 D. Sub., Sp. 4 D., except SD3 Front	2	----	*2166 851	
	Sp. Cl. Cp., Cv. Cp., Cl. Sed., except SD3 Front	2	----	*2216 173	
	Rear	2	1256 337	2166 851	
	Sp. 4 D., Sp. 4 D. Sub., SD3, SC1, SC2, SC3 Rear	2	----	*1690 329	*1690 329
	4 D., SD3, SC1, SC2, SC3, Rear	2	----	*1256 337	*1256 337
23-39-5	REGULATOR or PLATE and ARM, Door Manual Window 4 D., 4 D. Sub., Sp. 4 D., Sp. 4 D. Sub., SC1, SC2, SC3, except SD3 Front	1	*2081 624-5	*2167 484-5	*1954 346-7
	Sp. 4 D., SY1L Front	1	----	----	2093 486-7
	Sp. Cl. Cp., Cv. Cp., Cl. Sed., SC1, SC2, SC3, except SD3, Front	1	*2195 822-3	*2166 864-5	*1954 348-9
	Sp. Cl. Cp., SY1L Front	1	----	----	2093 456-7
	4 D., 4 D. Sub., SC1, SC2, SC3, except SD3 Rear	1	*2081 438-9	*2167 578-9	*1883 568-9
	4 D., Sp. 4 D., Sub., SD3 Front	1	----	*1954 346-7	
	Sp. Cl. Cp., Cv. Cp., SD3 Front	1	----	*1954 348-9	
	Sp. 4 D., Sp. 4 D. Sub., SC1, SC2, SC3, except SD3 Rear	1	----	*2167 578-9	*1883 494-5
	Sp. 4 D., Sub., SD3, Rear	1	----	*1883 494-5	
	Sp. 4 D., SY1L Rear	1	----	----	2093 446-7
23-39-6	SCREW and WASHER, Window Regulator Attaching SCREW, Window Regulator Arm and Link SY1 1/4 - 20 x 7/8"	★	2165 340	2165 340	2165 340
		★	----	----	6006 172
23-39-10	SPRING NUT, Manual Window Regulator Link and Mounting Plate	★	6022 287	6022 297	6022 287
23-39-11	BOLT, Manual Window Regulator Pivot Arm SY1 SC1, SC2, SC3	★ ★	6000 211 ----	6000 211 ----	6006 239 6000 211
23-39-12	WASHER, Manual Window Regulator Arm Stud to Glass Lower Channel Leather	★	6000 141	6000 141	6000 141
	SPRINGWASHER, Manual Window Regulator Stud to Connecting Link SC1, SC2 SY1	★ ★	1954 125 ----	1954 125 ----	1954 125 6000 165
23-39-15	STOP, Manual Window Regulator Down Position on Regulator SC1, SC2, SC3 Front and Quarter	★	1909 918	1909 918	1909 918
	4 D., 4 D. Sub., SC1, SC2, SC3 Rear	2	1909 918	1909 918	1909 918
	Sp. 4 D. Rear	2	----	1909 918	1909 918
	STOP, Door Manual Window Regulator Pivot Arm Sp. 4 D., SY1L Rear	2	----	----	1751 732

★ Indicates use as required.

☐ Indicates parts not listed in any previous parts book.

May 1, 1962 Supersedes Nov. 30, 1961.

Page 23-142

Printed in U.S.A.

Prices and specifications subject to change without notice.

Right and left part numbers are on same line,
first number is right, second number is left.

* Indicates change or addition.

CODE	PART NAME AND DESCRIPTION	PER CAR	VALIANT LANCER	PLYMOUTH DODGE	CHRYSLER IMPERIAL
23-39-0 WINDOW LIFT (MANUAL) - Cont'd					
23-39-17	BUSHING, Window Regulator Stud 4 D., Sp. 4 D. Sub., SC1, SC2, SC3 Rear	4	*2166 511	*2166 511	*2166 511
	Sp. Cl. Cp., Cv. Cp., SD3, SC1, SC2 Quarter	4	*2166 511	*2166 511	*2166 511
	Cl. Sed. To Glass	2	2243 391		
23-39-18	ARM and LINK, Door Manual Window Regulator SC1, SC2, SC3 Front	1	2081 644-5	2216 152-3	1954 342-3
	SD3, Front	1	----	*1954 342-3	
	Sp. 4 D., SY1L Front	1	----		1692 154-5
	Sp. Cl. Cp., SY1L Front	1	----		1750 466-7
	Sp. 4 D., SY1-L Rear	1	----		E2188 802-3
23-39-19	BRACKET, Door Manual Window Regulator Pivot Arm SC1, SC2, SC3, except SD3, Front	2	*1592 610	E2167 318	*1245 581
	Rear	2	1592 610	2254 039	
	SD3 Front	2	----	*1245 581	
23-39-30	BRACKET, Rear Door Window Regulator Adjusting SY1 includes Pivot BRACKET . . .	1	----	----	2259 394-5
23-39-33	STUD, Window Regulator Pivot Arm and Link Roller SY1	★	----	----	1691 100
23-39-34	REGULATOR, Quarter Window Sp. Cl. Cp., SC1, SC2, except SD3	1	*2195 346-7	*2167 188-9	*1884 492-3
	Sp. Cl. Cp., SD3, SY1	1	----	*1884 492-3	*1651 416-7
	Cv. Cp., SP2, SD2, SC1, SC2	1	----	*2167 188-9	*1884 494-5
	Cv. Cp., SD3	1	----	*1884 494-5	
	Cl. Sed., except SD3	1	*2243 395-7	*2167 186-7	
23-39-44	SPRING, Quarter Window Regulator Assist Sp. Cl. Cp., SD3, SC1, SC2	2	*2259 130	*1690 329	*1690 329
	Cv. Cp., SD3, SC1, SC2	2	----	*1256 337	*1256 337
	Cl. Sed.	2	2243 517		
	Sp. Cl. Cp., Cv. Cp., Cl. Sed., except SD3	2	----	*2216 172	
23-39-45	ROLLER, Window Regulator Pivot Arm and Link SY1	★	----	----	1690 937
23-39-47	ARM and LINK, Quarter Window Regulator Sp. Cl. Cp., SY1	1	----	----	1691 966-7
23-39-48	BRACKET, Quarter Window Regulator Pivot Arm Sp. Cl. Cp.	1	2195 768-9		
	Sp. Cl. Cp., Cv. Cp., Cl. Sed., except SD3	2	----	E2167 318	
23-39-53	CLIP, Quarter Window Regulator Link to Glass Pin Cl. Sed.	2	2243 390		
23-40-0 ROOF RAIL AND LUGGAGE RACK					
23-40-82	SUPPORT, Rear Window Frame to Rear Head- lining Bow 4 D., Sp. Cl. Cp., Cl. Sed.	2	2082 571		
	4 D., Sp. 4 D., SD3, SC1, SC2, SC3 w/Low Window	2	----	*1952 803	*1952 803
	SUPPORT, Rear Listing Wire to Roof Rear Rail Reinforcement 4 D. Sub.	2	2082 226		

★ Indicates use as required.
 E Indicates parts not listed in any previous parts book.
 Right and left part numbers are on same line,
 first number is right, second number is left.
 * Indicates change or addition.

1962 PASSENGER CAR PARTS CATALOG

BODY

CODE	PART NAME AND DESCRIPTION	PER CAR	VALIANT LANCER	PLYMOUTH DODGE	CHRYSLER IMPERIAL
23-40-0 ROOF RAIL AND LUGGAGE RACK - Cont'd					
23-40-85	RAIL, Roof Side				
	4 D., SD3	1	----	1959 570-1	1959 570-1
	Sp. 4 D. Sub., SD3	1	----	1961 468-9	1961 468-9
	4 D., Sp. 4 D. Sub., Sp. Cl. Cp., Cl. Sed., except SD3	1	----	2166 298-9	
	Inner	1	----	2166 304-5	
	4 D. Sub. Rear Inner	1	----	2166 302-3	
	Rear Outer	1	----		
	4 D. Sub., Sp. 4 D., Sp. Cl. Cp., except SD3	1	----	2166 310-1	
	Outer	1	----		
	Sp. Cl. Cp., SD3, SC1, SC2	1	2195 886-7	1961 618-9	1961 618-9
	Sp. 4 D., SY1 Front Inner	1	----	----	1961 064-5
	Front Outer	1	----	----	1960 540-1
	Rear Outer	1	----	----	1877 328-9
	Sp. Cl. Cp., SY1 Front Inner	1	----	----	1877 768-9
	Front Outer	1	----	----	1960 542-3
	Rear Outer	1	----	----	1961 584-5
	RAIL, Roof Rear				
	Sub., SD3	1	2081 232	1960 636	1960 636
	Sub., except SD3 Inner	1	----	2166 308	
	Outer	1	----	2166 306	
	Corner	1	2082 652-3	2251 584-5	
	Side Upper	1	2081 238-9		
23-40-86	REINFORCEMENT, Roof Side Rail				
	4 D., SD3	1	2243 538-9	1869 556-7	1869 556-7
	Sp. 4 D., SD3, SC1, SC2, SC3	1	----	1869 556-7	1869 556-7
	Sub., SD3	1	2243 538-9	1869 556-7	1869 556-7
	Sub., SD3 Rear	1	----	1861 128-9	1861 128-9
	Sp. Cl. Cp., SD3, SC1, SC2	1	2243 536-7	1878 338-9	1878 338-9
	Sp. Cl. Cp., SD3, SC1, SC2, Rear	1	----	1878 340-1	1878 340-1
	Cl. Sed.	1	2243 536-7		
	REINFORCEMENT, Roof Rail				
	Sub. Rear	1	2081 233		
	Sub. Rear Corner	1	2082 654-5		
	REINFORCEMENT, Roof Side Outer Rail to Roof Side Outer Rail Extension				
	Sub., except SD3	1	----	2252 298-9	
	EXTENSION, Roof Side Rail Reinforcement Except Sub.	1	*2081 220-1		
	4 D., Sp. 4 D., SD3, SC1, SC2, SC3 w/Low Window	1	----	1882 134-5	1882 134-5
	Sp. 4 D., SC1, SC2, SC3 w/High Window	1	----	----	1952 648-9
	Sub., SD3, SC1, SC3	1	----	1960 064-5	1960 064-5
23-40-92	EXTENSION, Roof Side Rail				
	Front	1	2195 956-7		
	Sp. Cl. Cp. Rear	1	2081 224-5		
	4 D., Sp. 4 D., SD3, SC1, SC2, SC3 w/Low Window	1	----	1884 868-9	1884 868-9
	Sp. 4 D., SC1, SC2, SC3 w/High Window	1	----	----	1952 650-1
	Sub., except SD3 Inner	1	----	2251 582-3	
	Sub., except SD3 Outer	1	----	2251 572-3	
	Sub., SD3, SC1, SC3	1	----	1961 422-3	1961 422-3
	Sp. 4 D., SY1 Rear Outer	1	----	----	1877 408-9
	Sp. Cl. Cp., SY1 Rear Inner, to Wheel House . .	1	----	----	1810 058-9
	EXTENSION, Roof Rail to Quarter Window Front Frame				
	Sub., SD3, SC1, SC3	1	----	1961 018-9	1961 018-9
23-40-96	SUPPORT, Roof Side Rail to Wheelhouse Outer Panel				
	Sub., except SD3	1	081 732-3	2166 312-3	

★ Indicates use as required.
 ☐ Indicates parts not listed in any previous parts book.
 March 8, 1963 Supersedes May 1, 1962.

Printed in U.S.A.
 Prices and specifications subject to change without notice.
 Right and left part numbers are on same line,
 first number is right, second number is left.
 * Indicates change or addition.

CODE	PART NAME AND DESCRIPTION	PER CAR	VALIANT LANCER	PLYMOUTH DODGE	CHRYSLER IMPERIAL
23-40-0 ROOF RAIL AND LUGGAGE RACK - Cont'd					
23-40-100	GUSSET, Roof Rail to Rear Window Upper Frame to Wheelhouse Support Inner 4 D., Sp. 4 D., Sp. Cl. Cp., Cl. Sed., except SD3	1	----	2166 952-3	
	GUSSET, Roof Rail to Inner Gusset to Rear Window Upper Frame Outer Sp. 4 D., Sp. Cl. Cp., except SD3	1	----	2166 950-1	
23-40-148	NUT, Roof Luggage Rack Slats or Crossmembers Sub.	★	2094 869	2094 869	2094 869
23-40-150	RAIL, Roof Luggage Rack Sub., except SD3				
	Front	2	2259 276	2243 472	2093 388
	Side	2	2259 275	2243 470	2093 387
	Rear	2	----	2093 388	
	Rear	2	2259 277	2243 472	2093 388
	Sub., SD3				
	Front	2	----	2093 388	
	Side	2	----	2093 387	
23-40-155	CROSSMEMBER, Roof Luggage Rack Sub., except SD3				
	Front	★	2259 269	2243 476	
	Center	★	2259 281	2243 477	
	Rear	★	2259 280	2243 476	
23-40-170	SUPPORT or STANCHION, Roof Luggage Rack Rail Sub., except SD3	2	2259 278-9	2259 278-9	
	SD3	3	----	2093 390-1	2093 390-1
23-40-177	CAP, Roof Luggage Rack Slats Frame Front Sub., SD3	2	----	2093 382-3	2093 382-3
23-40-185	FRAME, Roof Luggage Rack Slats Sub., SD3	1	----	2093 380-1	2093 380-1
23-40-187	GASKET, Roof Luggage Rack Slats Frame Sub., SD3	2	----	2093 394	2093 394
	PAD, Roof Luggage Rack Slats Frame	9	----	2094 874	2094 874
	PAD, Roof Luggage Rack Crossmember Sub., except SD3				
	Front and Rear	2	2259 284	2094 874	
	Center	★	2259 285	2094 874	
	To Stanchions	4	2259 283	2243 473	
23-40-190	SLATS, Roof Luggage Rack Sub., SD3				
		★	----	2093 386	2093 386
		5	2259 282		
23-41-0 WINDOW LIFT (ELECTRIC)					
23-41-4	REGULATOR, Electric Window 4 D., 4 D. Sub., Sp. 4 D., SY1, except SD3				
	Front	1	----	2299 678-9	2094 322-3
	Sp. Cl. Cp., Cv. Cp., SY1, except SD3				
	Front	1	----	2299 680-1	1860 962-3
	4 D., 4 D. Sub., Sp. 4 D., SY1, except SD3				
	Quarter	1	----	2299 682-3	1753 706-7
	Sp. Cl. Cp., Cv. Cp., except SD3				
	Quarter	1	----	*2299 682-3	
	4 D., 4 D. Sub., Sp. 4 D., SY1, except SD3				
	Rear	1	----	2299 684-5	1860 962-3
	4 D., Sp. 4 D., Sp. 4 D Sub., SD3, SC1, SC2, SC3				
	Front	1	----	1964 364-5	1964 364-5
	Sp. Cl. Cp., Cv. Cp., SD3, SC1, SC2				
	Front	1	----	1964 360-1	1964 360-1
	4 D., SD3, SC1, SC2, SC3				
	Rear	1	----	1964 362-3	1964 362-3
	Sp. 4 D., Sp. 4 D. Sub., SD3, SC1, SC2, SC3				
	Rear	1	----	1964 352-3	1964 352-3

★ Indicates use as required.
 □ Indicates parts not listed in any previous parts book.
 Right and left part numbers are on same line,
 first number is right, second number is left.
 * Indicates change or addition.

1962 PASSENGER CAR PARTS CATALOG

BODY

CODE	PART NAME AND DESCRIPTION	PER CAR	VALIANT LANCER	PLYMOUTH DODGE	CHRYSLER IMPERIAL
23-41-0 WINDOW LIFT (ELECTRIC) - Cont'd					
23-41-4	REGULATOR - Cont'd				
	Sp. Cl. Cp., SD3, SC1, SC2				
	Quarter	1	----	*1964 356-7	*1964 356-7
	Cv. Cp., SD3, SC1, SC2				
	Quarter	1	----	*1964 354-5	*1964 354-5
	REGULATOR, Electric Window (used in Dura Type Assembly)				
	4 D., Sp. 4 D., Sp. 4 D. Sub., SD3, SC1, SC2, SC3				
	Front	1	----	*1964 596-7	*1964 596-7
	4 D., SD3, SC1, SC2, SC3				
	Rear	1	----	*1964 594-5	*1964 594-5
	Sp. Cl. Cp., Cv. Cp., SD3, SC1, SC2				
	Front	1	----	*1964 598-9	*1964 598-9
23-41-5	BUS BAR, Electric Window Lift Circuit Breaker	1	----	1498 776	1498 776
23-41-7	SPRING, Electric Window Regulator Assist				
	4 D., Sp. 4 D., 4 D. Sub., SC1, SC2, SC3, except SD3				
	Front	2	----	*2251 930	*1964 289
	4 D., Sp. 4 D., Sp. 4 D. Sub., Sp. Cl. Cp., SD3				
	Front	2	----	*1964 289	
	Sp. Cl. Cp., Cv. Cp., SC1, SC2, SC3, except SD3				
	Front	2	----	*2251 939	*1964 289
	SD3, SC1, SC2, SC3				
	Rear	2	----	*1964 289	*1964 289
	Sp. Cl. Cp., SD3, SC1, SC2, SC3				
	Quarter	2	----	*1964 312	*1964 312
	Cv. Cp., SD3				
	Quarter	2	----	*1964 289	*1964 289
	SY1, SY2, SY3				
	Doors and Quarters	*	----	----	1440 596
	SPRING, Electric Window Regulator Counter Balance (used in Dura Type Assembly)				
	SD3, SC1, SC2, SC3				
	Doors and Quarters	*	----	*2165 768	*2165 768
23-41-9	BOLT and WASHER, Electric Window Regulator				
	SD3, SC1, SC2, SC3	*	----	*1963 851	*1963 851
	SCREW and LOCKWASHER, Electric Window Regulator				
	SD3, SC1, SC2, SC3				
	Front	*	----	*1963 949	*1963 949
	STUD, Electric Window Regulator Pivot Arm				
	SD3, SC1, SC2, SC3	*	----	*6000 211	*6000 211
23-41-11	CIRCUIT BREAKER, Electric Window Lift				
	30 Amps	1	----	1689 022	1689 022
23-41-12	BRACKET, Electric Window Lift Circuit Breaker				
	Mounting	1	----	1479 060	1479 060
23-41-14	BUMPER, Electric Window Regulator Mounting				
	Bracket, except SD3				
	Front	2	----	*2251 981	
23-41-25	RETAINER, Electric Window Lift Wiring Conduit				
	except SD3				
	Front	2	----	*2290 048	*1886 949
	SD3				
	Front	2	----	*1886 949	
23-41-33	MECHANISM, Electric Window Lift				
	SC1, SC2, SC3, except SD3				
	Front Right	1	----	*2252 048	*1963 827
	Left	1	----	2252 049	1963 827
	Rear and Quarter, Right	1	----	2252 050	1963 828
	Left	1	----	2252 051	1963 828

★ Indicates use as required.

⊔ Indicates parts not listed in any previous parts book.

May 1, 1962 Supersedes Nov. 30, 1961.

Printed in U.S.A.

Prices and specifications subject to change without notice.

Right and left part numbers are on same line, first number is right, second number is left.

* Indicates change or addition.

CODE	PART NAME AND DESCRIPTION	PER CAR	VALIANT LANCER	PLYMOUTH DODGE	CHRYSLER IMPERIAL
23-41-0 WINDOW LIFT (ELECTRIC) - Cont'd					
23-41-33	MECHANISM - Cont'd				
	SD3 Front	2	----	1963 827	
	SD3 Rear and Quarter	2	----	1963 828	
	SY1 Front	1	----	----	2299 802-3(1)
	Sp. 4 D., SY1 Rear	1	----	----	2299 802-3(1)
	SY1 Front	1	----	----	2428 000-1(2)
	Sp. 4 D., SY1 Rear	1	----	----	2428 000-1(2)
	Quarter Right	1	----	----	1604 889
	Left	1	----	----	1604 890
23-41-34	REPAIR PACKAGE, Electric Window Lift Regulator Mechanism, SD3, SC1, SC2, SC3				
	Used for Mechanism 1963 827 .	1	----	*2275 142	*2275 142
	Used for Mechanism 1963 828 .	1	----	*2275 143	*2275 143
23-41-53	BRACKET, Electric Window Regulator Motor Mounting				
	Except SD3 Front, to Inside Panel	2	----	H2428 225	
	4 D., Sp. 4 D., Sub., SD3, SC1, SC2, SC3 Front	1	----	1963 874-5	1963 874-5
	4 D., Sp. 4 D., Sub., SC1, SC2, SC3, except SD3 Rear	1	----	2251 954-5	1964 818-9
	Sp. 4 D., Sub., SD3 Rear	1	----	1964 818-9	
	4 D., Sp. 4 D., Sub., except SD3 Front, on Motor	2	----	*2251 936	
	Sp. Cl. Cp., Cv. Cp., except SD3 Front, on Motor	2	----	*2251 982	
23-41-55	WIRING, Electric Window Lift				
	4 D., except SD3	1	----	2258 589	2258 682
	SD3	1	----	2258 682	
	Sp. 4 D., SC1, SC2, SC3, except SD3	1	----	2258 592	2258 683
	Sp. 4 D., SD3, SY1	1	----	2258 683	2258 685
	Sp. Cl. Cp., Cv. Cp., SC1, SC2, SC3, except SD3	1	----	2258 584	2258 681
	SD3	1	----	2258 681	
	Sp. Cl. Cp., Cv. Cp., SY1	1	----	----	2258 684
	Sub., except SD3	1	----	2258 589	2258 683
	SD3	1	----	2258 683	
	WIRING, Electric Window Lift and Door Lock				
	Sp. 4 D., SY1	1	----	----	2258 687
	Sp. Cl. Cp., SY1	1	----	----	2258 686
	WIRING, Electric Window Lift and Power Vent				
	Sp. 4 D., SY1	1	----	----	2258 689
	Sp. Cl. Cp., Cv. Cp., SY1	1	----	----	2258 688
	WIRING, Electric Window Lift, Power Vent and Door Lock				
	Sp. 4 D., SY1	1	----	----	2258 691
	Sp. Cl. Cp., Cv. Cp., SY1	1	----	----	2258 690
23-41-56	TERMINAL BLOCK, Quarter Electric Window Lift				
	Sp. Cl. Cp., Cv. Cp., SY1	2	----	----	913 297
23-41-57	SCREW, Quarter Electric Window Lift Terminal Block Mounting				
	Sp. Cl. Cp., CV. Cp., SY1	4	----	----	6006 119
23-41-95	GROMMET, Electric Window Lift Wiring Conduit				
	SC1, SC2, SC3 Front	2	----	2257 299	2257 299
	SC1, SC2, SC3, except SD3 Rear	2	----	2258 361	2257 744
	SD3, SY1 Rear	2	----	2257 744	1753 681
23-41-106	MOTOR, Electric Window Lift				
	SC1, SC2, SC3, except SD3 Front	2	----	2252 001	*2084 445
	4 D., SC1, SC2, SC3, except SD3 Rear	2	----	2252 001	2084 445

NOTE 1: With Worm Shaft GEAR length 2.50"

NOTE 2: With Worm Shaft GEAR length 2.375"

★ Indicates use as required.
 B Indicates parts not listed in any previous parts book.
 Right and left part numbers are on same line,
 first number is right, second number is left.
 * Indicates change or addition.

Printed in U.S.A.
 Prices and specifications subject to change without notice.
 March 8, 1963 Supersedes May 1, 1962.

1962 PASSENGER CAR PARTS CATALOG

BODY

CODE	PART NAME AND DESCRIPTION	PER CAR	VALIANT LANCER	PLYMOUTH DODGE	CHRYSLER IMPERIAL
23-41-O WINDOW LIFT (ELECTRIC) - Cont'd					
23-41-106	MOTOR - Cont'd				
	Sp. 4 D., Sub., except SD3				
	Rear	2	----	2252 001	2084 444
	Sp. Cl. Cp., SC1, SC2, except SD3				
	Quarter	2	----	2252 001	2084 444
	Cv. Cp., SC1, SC2, except SD3				
	Quarter	2	----	2252 001	2084 446
	SD3				
	Front	2	----	2084 445	
	4 D., Sp. 4 D., Sub., SD3				
	Rear	2	----	2084 445	
	Sp. Cl. Cp., SD3				
	Quarter	2	----	2084 445	
	Cv. Cp., SD3				
	Quarter	2	----	2084 446	
	SY1				
	Front	2	----	----	2299 804
	SY1				
	Rear	2	----	----	2299 805
	SY1				
	Quarter	2	----	----	2084 849
	MOTOR, Electric Window Lift (used in Dura Type Assembly)				
	SD3, SC1, SC2, SC3	2	----	*2196 343	*2196 343
23-41-126	BUMPER, Electric Window Regulator Motor Mounting	★	----	----	1860 619
23-41-128	GROMMET, Electric Window Regulator Motor Mounting				
	Sp. Cl. Cp., Cv. Cp., SY1				
	Quarter	★	----	----	1383 351
23-41-129	SCREW, Electric Window Regulator Motor Strap	★	----	----	6006 249
23-41-138	COUPLING, Electric Window Lift Motor to Mechanism Flexible				
	Except SD3				
	Front	2	----	1778 955	*1440 489
	Except SD3				
	Rear	2	----	1778 955	1688 919
	Except SD3				
	Quarter	2	----	*1778 955	*1440 489
	SD3				
	Front	2	----	*1440 489	
	SD3				
	Rear	2	----	1688 919	
	SD3				
	Quarter	2	----	*1440 489	
	COUPLING and DRIVE CABLE, Electric Window Lift Motor to Mechanism (used in Dura Type Assembly)				
	SD3, SC1, SC2, SC3	4	----	1810 641	1810 641
23-41-139	SHIELD, Electric Window Lift Motor Drive Shaft	★	----	1689 167	1689 167
23-41-167	CONDUIT, Electric Window Lift Wiring				
	SC1, SC2, SC3, except SD3				
	Front	2	----	2290 047	1971 326
	SC1, SC2, SC3, except SD3				
	Rear	2	----	2258 983	1971 314
	SD3, SY1				
	Front	2	----	1971 326	2258 085
	SD3, SY1				
	Rear	2	----	1971 314	1972 092
23-41-168	SUPPORT, Electric Window Lift Wiring Conduit				
	SY1				
	Front	2	----	----	2258 010
23-41-170	SWITCH, Electric Window Lift				
	SC1, SC2, SC3				
	Single includes BEZEL	3	2096 399	2096 399	2096 399
	SY1				
	Single, includes BEZEL	3	----	----	2096 765
	SC1, SC2, SC3				
	4 Gang, includes BEZEL	1	2096 089	2096 089	2096 089
	SY1				
	4 Gang, includes BEZEL	1	----	----	2096 090
	SWITCH, Electric Window Lift and Vent Wing				
	SY1				
	2 Gang, includes BEZEL	1	----	----	2096 177
	SY1				
	6 Gang, includes BEZEL	1	----	----	2096 176
	SWITCH, Electric Window Lift Safety				
	Toggle Type	1	----	*2197 405	*2197 405

★ Indicates use as required.

□ Indicates parts not listed in any previous parts book.

March 8, 1963 Supersedes May 1, 1962.

Page 23-148

Printed in U.S.A.

Prices and specifications subject to change without notice.

Right and left part numbers are on same line, first number is right, second number is left.

* Indicates change or addition.

CODE	PART NAME AND DESCRIPTION	PER CAR	VALIANT LANCER	PLYMOUTH DODGE	CHRYSLER IMPERIAL
23-41-O WINDOW LIFT (ELECTRIC) - Cont'd					
23-41-171	HINGE, Rear Door Electric Window Lift Wiring Conduit to Door, except SD3	2	----	2258 972	
23-41-174	SPRING, Electric Window Lift Switch and Bezel Retaining	★	2096 169	2096 169	2096 169
23-41-176	CONNECTOR, Electric Window Lift Switch Single, Right Front, Right Rear, Left Rear	3	----	*2096 905	*2096 905
	Single, Left Front, for Power Vent	2	----	----	*2096 905
	Single, Right Front, for Power Vent	1	----	----	*2096 905
	4 Way, Left Front, Down	1	----	*2096 908	*2096 908
	5 Way, Left Front Up	1	----	*2096 911	*2096 911
23-41-184	RETAINER, Electric Window Lift Switch and Bezel Left Front Door	1	----	1769 330	1769 330
	Except, Left Front Door	3	----	1971 478	1971 478
23-41-250	ROLLER, Electric Window Regulator Guide Arm Plate SY1 Rear	6	----	----	2094 112
23-41-270	HOUSING, PINION and CABLE PACKAGE, Electric Window Regulator (used in Dura Type Assembly) SD3, SC1, SC2, SC3	1	----	2166 926-7	2166 926-7
23-41-273	BUSHING, Electric Window Lift Mechanism Gear Shaft (used in Dura Type Assembly)				
	SD3, SC1, SC2, SC3 Outer	★	----	1810 635	1810 635
	SD3, SC1, SC2, SC3 Inner	★	----	1810 648	1810 635
23-41-281	BRACE, Front Door Inside Panel Electric Window Regulator Lower				
	Sp. Cl. Cp., Cv. Cp., SD3, SC1, SC2	2	----	1964 821	1964 821
	4 D., Sp. 4 D., Sp. 4 D. Sub., SD3, SC1, SC2, SC3	2	----	1964 823	1964 823
	REINFORCEMENT, Rear Door Inside Panel Electric Window Regulator				
4 D., SD3, SC1, SC2, SC3	Upper	1	----	1964 690-1	1964 690-1
	Front	1	----	1964 696-7	1964 696-7
23-41-286	SEAL, Electric Window Regulator Gear Mechanism, Except SD3	1	----	2252 029	
23-42-O WINDOW GLASS RUN					
23-42-13	RUN, Door Vent Wing Divisional Channel Glass SY1	1	----	----	2093 836-7
23-42-16	RUN, Front Door Window Glass				
	4 D. Sub., except SD3	2	2259 387	2167 622	2216 406
	Cl. Sed.	2	2259 389	2167 620	
4 D., SD3	2	----	2216 406		
23-42-17	SPACER, Quarter Window Glass Run Front Retainer Cl. Sed.	2	----	2252 368	
23-42-23	RUN, Rear Door Window Glass				
	4 D., except SD3	2	2259 388	2166 834	2216 404
	4 D., SD3	2	----	2216 404	
Sub., except SD3	2	2259 388	2166 834		
23-42-26	RETAINER, Front Door Window Glass Run				
	4 D., SD3 Right	1	----	1952 378	1952 378
	Left	1	----	1952 379	1952 379
RETAINER, Rear Door Window Glass Run					
4 D., SD3	1	----	1954 144-5	1954 144-5	

★ Indicates use as required.
 □ Indicates parts not listed in any previous parts book.
 Right and left part numbers are on same line,
 first number is right, second number is left.
 * Indicates change or addition.

1962 PASSENGER CAR PARTS CATALOG

BODY

CODE	PART NAME AND DESCRIPTION	PER CAR	VALIANT LANCER	PLYMOUTH DODGE	CHRYSLER IMPERIAL
23-42-O WINDOW GLASS RUN - Cont'd					
23-42-38	RUN, Quarter Window Glass Cl. Sed. Sp. Cl. Cp., SY1	2 1	2259 396 ----	2167 196 ----	2094 154-5
23-42-46	RUN, Tailgate Window Glass Sub., except SD3 Upper SD3 Upper Sub. Lower	1 1 2	2082 397 ---- 2082 391	2251 475 2189 351 2189 353	2189 351 2189 353
23-42-51	INSERT, Tailgate Window Glass Run Upper Sub., SD3, SC1, SC3	2	2255 333	2255 333	2255 333
23-42-56	RETAINER, Quarter Window Glass Run Cl. Sed. Front Rear	1 1	---- ----	2216 390-1 2216 394-5	
23-42-57	FILLER, Quarter Window Glass Run to Roof Rear Side Rail Sp. Cl. Cp., SY1	1	----	----	2094 156-7
23-42-58	SCREW and WASHER, Window Glass Run Retainer	★	2165 340	2165 340	2165 340
23-42-59	BRACKET, Quarter Window Glass Run Retainer Cl. Sed. Front SUPPORT, Quarter Window Glass Run Retainer Cl. Sed. Front Rear	2 2 2	---- ---- ----	2252 188 2216 358 2216 415	
23-45-O FRONT SEAT					
23-45-18	FRAME, Electric Seat Adjuster Lower Sp. 4 D., Sp. Cl. Cp., Cv. Cp., SC2	1	----	----	*2270 263
23-45-20	SUPPORT, Seat Cushion Release Wire Sp. 4 D., Sp. Cl. Cp., Cv. Cp., SC2 w/Manual Seat Adjuster	1	----	----	*1969 032
23-45-29	PLATE, Front Seat Back Hinge Stop Sp. Cl. Cp., Cl. Sed.	2	2160 502		
23-45-30	BUMPER, Front Seat Back Stop Sp. Cl. Cp., Cv. Cp., Cl. Sed. Cl. Sed. w/Heavy Duty Springs	2 2	2160 500 ----	1815 328 2270 579	1815 328
23-45-33	BRACKET, Front Seat Back Outer Hinge Arm Cover SC1	1	----	2080 944-5	2080 944-5
23-45-41	SNAP RING, Front Seat Side Panel Hinge Rod Sp. Cl. Cp., Cv. Cp., Cl. Sed.	2	----	1884 405	1884 405
23-45-56	SCREW, Front Seat Back to Cushion Spring Adjusting Sp. Cl. Cp., Cv. Cp., SC2	2	----	----	6016 005
23-47-O FRONT SEAT ADJUSTER					
23-47-6	TRACK and SUPPORT, Manual Seat Adjuster Upper Right Except SD3 Left SD3 Left All Lower ADJUSTER, Manual Seat Right Left	1 1 1 1 1 1	---- ---- ---- ---- 2259 250 2082 686	2189 900 2162 307 2189 901 2251 966-7	2189 900 2189 901 2251 966-7

★ Indicates use as required.

⊠ Indicates parts not listed in any previous parts book.
March 8, 1963 Supersedes May 1, 1962.

Printed in U.S.A.

Prices and specifications subject to change without notice.
Right and left part numbers are on same line,
first number is right, second number is left.

* Indicates change or addition.

CODE	PART NAME AND DESCRIPTION	PER CAR	VALIANT LANCER	PLYMOUTH DODGE	CHRYSLER IMPERIAL
23-47-O FRONT SEAT ADJUSTER - Cont'd					
23-47-6	ADJUSTER, Front Seat Manual, w/Bucket Seats				
	Driver's Side, 2 Way, Outer . .	1	*2299 650		
	Inner	1	*2299 643(1)		
	Inner	1	*2299 989(2)		
	Passenger's Side, Stationary,				
	Outer	1	*2299 649		
	Inner	1	*2299 651		
	Driver's Side, 6 Way, Outer . .	1	⊠2428 095		
	Inner	1	⊠2428 097		
	Passenger's Side, 6 Way, Outer	1	⊠2428 094		
	Inner	1	*2428 096		
SC2	Driver's Side, Outer	1	----	*2299 641	*2299 641(1)
	Outer	1	----	----	*2428 133(1)
	Inner	1	----	*2299 643	*2299 655
	Passenger's Side, Outer	1	----	*2299 640	*2299 662
	Inner	1	----	*2299 642	*2299 656
	GUIDE or TRACK, Electric Seat Adjuster				
	Right	1	----	2080 828	2080 828
	Left	1	----	2080 827	2080 827
23-47-8	COVER, Electric Seat Adjuster Track				
	Except Sp. Cl. Cp., Cv. Cp., SC2	1	----	1839 386-7	1839 386-7
	Sp. Cl. Cp., Cv. Cp., SC2				
	Right	1	----	----	2171 253
	Left	1	----	----	1916 852
	NOTE: With 1916 852 Cover, also specify 1 of 1902 186 Name Plate.				
23-47-9	STUD, Electric Seat Adjuster to Floor	8	----	6008 111	6008 111
	BOLT and WASHER, Manual Seat Adjuster	4	----	6008 220	6008 220
23-47-12	STOP, Electric Seat Adjuster Track Horizontal	1	----	1830 236-7	1830 236-7
23-47-15	SPACER, Front Seat Adjuster Support to Floor Pan				
	SC2 w/Bucket Seats	4	2299 663	2299 663	2299 663
23-47-16	NUT, Manual Seat Guide Support				
	Front	2	----	2080 951	2080 951
23-47-26	SPRING, Manual Seat Guide Tension				
	w/o Bucket Seats	2	1902 350	1902 350	1902 350
	Sp. Cl. Cp., Cv. Cp., SC2				
	w/Bucket Seats	2	2299 980	2299 980	2299 980
23-47-35	NUT and WASHER, Seat Adjuster to Floor Pan				
	SC1, SC2, SC3	★	6008 000	6008 243	6008 243
	SY1	★	----	----	6022 056
23-47-55	KNOB, Manual Seat Guide Latch Control	1	1902 217	2161 291	2161 291
23-47-64	CLIP, Manual Seat Guide Latch Connecting Wire,				
	SD3	1	----	1969 366	1969 366
23-47-66	WIRE, Manual Seat Guide Latch Connecting,				
	Except SD3	1	2082 545	2270 067	1969 367
	SD3	1	----	1969 367	
	SC2 w/Bucket Seats	2	2299 661	2299 661	2299 661
23-47-75	SPRING, Manual Seat Guide Latch	2	1645 615	1645 615	1645 615
23-47-196	PIN, Electric Seat Adjuster Track Rear Lever	2	----	6008 216	6008 216
23-47-344	UNIT or MECHANISM, Electric Seat Adjuster Drive				
	Slave				
	Right	1	----	1819 228	1819 228
	Left	1	----	1819 240	1819 240
		1	----	1819 239	1819 239

NOTE 1: Length of Stud 1.75"

NOTE 2: Length of Stud 1.38"

★ Indicates use as required.
 ⊠ Indicates parts not listed in any previous parts book.
 Right and left part numbers are on same line,
 first number is right, second number is left.
 * Indicates change or addition.

1962 PASSENGER CAR PARTS CATALOG

BODY

CODE	PART NAME AND DESCRIPTION	PER CAR	VALIANT LANCER	PLYMOUTH DODGE	CHRYSLER IMPERIAL
23-47-O FRONT SEAT ADJUSTER - Cont'd					
23-47-350	DOWEL PIN, Electric Seat Adjuster Drive Unit	2	----	6008 051	6008 051
23-47-352	SCREW, Electric Seat Adjuster Slave Unit Cap to Base	16	----	6008 027	6008 027
	SCREW, Electric Seat Adjuster Drive Unit to Base	6	----	6008 126	6008 126
23-47-383	PIVOT END, Electric Seat Adjuster Stabilizer Strut	2	----	2080 329	2080 329
23-47-384	STRUT, Electric Seat Adjuster Stabilizer				
	Male	1	----	2080 331	2080 331
	Female	1	----	2080 330	2080 330
23-47-385	STUD, Electric Seat Adjuster Stabilizer to Floor Bracket	1	----	2080 456	2080 456
23-47-386	WASHER, Electric Seat Adjuster Stabilizer Pivot End	2	----	2080 466	2080 466
23-47-387	GUARD, Electric Seat Adjuster Track Rear Lever	2	----	2080 478	2080 478
23-47-413	SPRING, Electric Seat Adjuster Drive Unit Gear Selector Lever and Shaft	3	----	1819 230	1819 230
23-47-414	COIL PACKAGE, Electric Seat Adjuster Drive Unit Solenoid	1	----	1830 290	1830 290
23-47-423	CIRCUIT BREAKER, Electric Seat Adjuster 40 Amps.	1	----	1769 967	1769 967
23-47-425	RELAY, Electric Seat Adjuster Motor	1	----	1779 890	1779 890
23-47-427	SCREW and WASHER, Electric Seat Adjuster Motor Relay Mounting	2	----	6008 110	6008 110
23-47-430	MOTOR, Electric Seat Adjuster	1	----	1779 055	1779 055
23-47-431	TUBE, Electric Seat Adjuster Drive Unit to Slave Unit Cable				
	Front Control, Left, Short . . .	1	----	1830 216	1830 216
	Rear Control, Left, Short . . .	1	----	1830 217	1830 217
	Horizontal Control, Left, Short . .	1	----	1830 218	1830 218
	Except SD3 w/BRACKETS, Right, Long . .	1	----	*2162 390	*1830 212
SD3	1	----	*1830 212		
23-47-432	COUPLING, Electric Seat Adjuster Motor to Mechanism or Drive Unit	1	----	1594 834	1594 834
	CABLE, Electric Seat Adjuster Drive Unit to Slave Unit				
	Except SD3 Front Control, Long	1	----	*2162 391	*1830 344
	SD3	1	----	*1830 344	
	SP1, SP2, SD1, SD2, SD3				
	Short	1	----	1830 345	1830 345
	Except SD3 Rear Control, Long	1	----	*2162 392	*1830 346
	SD3	1	----	*1830 346	
	SP1, SP2, SD1, SD2, SD3				
	Short	1	----	*1830 347	*1830 347
	Except SD3 Horizontal Control, Long	1	----	*2162 393	*1830 348
SD3	1	----	*1830 348		
SP1, SP2, SD1, SD2, SD3					
Short	1	----	*1830 349	*1830 349	
23-47-446	SWITCH, Electric Seat Adjuster Sp. Cl. Cp., Cv. Cp., SC2	1	----	1972 598	1972 598
	w/Bucket Seats	1	----	----	2096 658
23-47-451	BEZEL, Electric Seat Adjuster Switch				
	SP1H, SP2H, SD1H, SD2H	1	----	2161 261	
	Sp. Cl. Cp., Cv. Cp., SC2	1	----	----	2080 946

* Indicates use as required.
 □ Indicates parts not listed in any previous parts book.
 May 1, 1962 Supersedes Nov. 30, 1961.

Printed in U.S.A.
 Prices and specifications subject to change without notice.
 Right and left part numbers are on same line,
 first number is right, second number is left.
 * Indicates change or addition.

CODE	PART NAME AND DESCRIPTION	PER CAR	VALIANT LANCER	PLYMOUTH DODGE	CHRYSLER IMPERIAL
23-47-O FRONT SEAT ADJUSTER - Cont'd					
23-47-454	BRUSH and SPRING PACKAGE, Electric Seat Adjuster Motor	1	----	1297 879	1297 879
23-47-457	KNOB, Electric Seat Adjuster Switch	1	----	2096 022	2096 022
23-47-458	STUD, Electric Seat Adjuster Switch and Bezel	2	----	6010 020	
23-48-O SECOND AND THIRD SEAT					
23-48-6	SPACER, Seat Back to Cushion Down Position Sub., SD3	2	----	1884 737	1884 737
23-48-11	PIN, Third Seat Back Support Hinge Sub., except SD3	2	----	6022 839	
	SD3	1	----	1960 627	1960 627
	PIN, Seat Back Hinge Sub., except SD3	2	----	2251 544	
23-48-19	STRIKER, Third Seat Back Support Sub., except SD3	2	----	2251 539	
	STRIKER, Seat Back Frame Sub., except SD3	1	*2082 245	E2423 560	
	Second Seat, Right	1	*2082 244	E2423 561	
	Left	2	----	*2251 678	*1960 503
	Sub., except SD3 Third Seat	2	----	1960 503	
	SD3	2	----	1961 438-9	1961 438-9
	Sub. Second Seat, on Wheelhouse . .	1	----		
	RETAINER, Second Seat Back-Up Position, on Wheelhouse Sub., except SD3	1	1961 488	1961 488	
	Right	1	2083 126	2251 550	
	Left	2	----	1775 440	1775 440
	LATCH, Third Seat Back Retainer Sub., SD3	2	----		
23-48-20	HANDLE, Third Seat Back Release Sub., except SD3	1	----	2251 325	
	w/o Lock	1	----	2251 680	
	w/LOCK	2	----	1833 596	1833 596
	HANDLE, Seat Back and Seat Bottom Lift Sub., SD3	2	----		
23-48-21	ESCUTCHEON, Seat Back and Bottom Lift Handle Sub., SD3	2	----	1833 597	1833 597
	Chrome	2	----	1775 814	1775 814
	White	1	----	2251 676	
23-48-22	SPRING, Third Seat Back Release Handle Sub., except SD3	1	----		
23-48-24	BRACKET, Third Seat Back Release Handle Sub., except SD3	1	----	2251 433	
23-48-28	BRACKET, Seat Back-Up Position on Wheelhouse Sub., except SD3	1	----	2251 548	1961 230
	Second Seat, Right	1	----	2251 548	1961 231
	Left	1	----	1961 230	
	SD3 Second Seat, Right	1	----	1961 231	
	Left	2	----	1878 641	1878 641
	SUPPORT, Seat Back-Up Position on Wheelhouse Sub., SD3	2	----		
23-48-43	RETAINER, Second Seat Back Spring End Sub., except SD3	2	----	2254 575	
23-48-49	ROD, Second Seat Back Latch Actuating Sub., SD3	1	----	1961 091	1961 091

★ Indicates use as required.
 E Indicates parts not listed in any previous parts book.
 Right and left part numbers are on same line,
 first number is right, second number is left.
 * Indicates change or addition.

1962 PASSENGER CAR PARTS CATALOG

BODY

CODE	PART NAME AND DESCRIPTION	PER CAR	VALIANT LANCER	PLYMOUTH DODGE	CHRYSLER IMPERIAL
23-48-0 SECOND AND THIRD SEAT - Cont'd					
23-48-50	PIN, Second Seat Back Latch Handle Stop Sub., SD3	2	----	1961 085	1961 085
	CLEVIS PIN, Third Seat Back Release, Sub., except SD3	1	----	B6023 039	
23-48-51	HANDLE, Second Seat Back Latch Sub., SD3	1	----	1961 436-7	1961 436-7
23-48-52	SPRING, Second Seat Back Latch Handle Retaining Sub., SD3	1	----	1961 692-3	1961 692-3
23-48-55	SNAP RING, Third Seat Back Release Handle Clevis Pin Sub., except SD3	1	----	1322 503	
23-48-65	PANEL, Second Seat Back Sub., except SD3	1	1959 646	2251 898	1878 652
	SD3	1	----	1878 652	
23-48-76	SCREW, Second Seat Back Hinge Sub.	4	----	6023 227	
	SCREW, Third Seat Back Hinge, Sub.	★	----	1964 747	
	SCREW and WASHER, Second Seat Back Hinge Support Sub.	8	----	2082 867	
23-48-84	RETAINER, Third Seat Bottom Hinge Tapping Sub.	2	----	----	1960 496
23-48-87	SUPPORT and PIN, Second Seat Bottom Hinge Sub., SD3	1	----	1877 926-7	1877 926-7
23-48-90	TAPPING PLATE, Second Seat Back Hinge to Frame Sub., except SD3	2	----	2254 577	
	TAPPING PLATE, Third Seat Bottom Hinge Sub., SD3	2	----	2189 290	1884 740
23-48-93	BUMPER, Seat Back-Up Position on Wheelhouse Sub., except SD3	2	1960 719	1960 719	2094 592
	Second Seat	2	----	----	1835 109
	Third Seat	2	----	2094 592	
	Sub., SD3	2	----	2094 592	
	BUMPER, Second Seat Bottom Hinge Support Sub., SD3	2	----	1380 060	1380 060
23-48-94	RETAINER, Third Seat Back-Up Position Latch and Bumper Mounting Bolt Sub., SD3	2	----	6000 177	6000 177
23-48-98	HINGE, Second Seat Back Sub., except SD3	1	2082 402-3	2251 546-7	
	HINGE and BEARING, Second Seat Bottom Seat Half Sub., SD3	1	----	1878 910-1	1878 910-1
23-48-99	SUPPORT, Second Seat Back Hinge Sub.	1	2243 426-7		
	SUPPORT, Third Seat Back Hinge on Inner Panel Sub., except SD3	2	----	2255 627	
23-48-101	LEG, Second Seat Bottom Sub., SD3	1	----	2093 236-7	2093 236-7
23-48-105	SPACER, Second Seat Bottom Hinge Support to Floor Pan Sub., SD3	1	----	2188 616	2188 616
	Front	1	----		
23-48-108	SPRING, Second Seat Bottom Leg Sub., SD3	1	----	2093 646-7	2093 646-7

★ Indicates use as required.

□ Indicates parts not listed in any previous parts book.

March 8, 1963 Supersedes May 1, 1962.

Page 23-154

Printed in U.S.A.

Prices and specifications subject to change without notice.

Right and left part numbers are on same line,
first number is right, second number is left.

* Indicates change or addition.

CODE	PART NAME AND DESCRIPTION	PER CAR	VALIANT LANCER	PLYMOUTH DODGE	CHRYSLER IMPERIAL
23-48-O SECOND AND THIRD SEAT - Cont'd					
23-48-112	PANEL and HINGES, Second Seat Bottom Sub., SD3	1	----	1878 769	1878 769
23-48-116	WASHER, Second Seat Bottom Leg to Pivot Bolt Spring Sub., SD3	★	----	6022 153	6022 153
23-48-121	HINGE, Third Seat Back Sub., SD3	1	----	1878 170-1	1878 170-1
	Body Half	1	----	2094 130-1	2094 130-1
	HINGE, Third Seat Bottom Sub., SD3	1	----		
	Body Half	1	----		
23-48-148	PIN, Second Seat Back Pivot Sub., except SD3	1	----	*1878 600-1	*1878 600-1
	Includes BRACKET	1	----		
	PIN, Second Seat Back Hinge Support Sub.	2	1952 482		
23-48-149	WASHER, Second Seat Bottom Hinge Support Pivot Pin Sub., SD3	★	----	6022 968	6022 968
23-48-166	SCREW and WASHER, Seat Back Hinge Sub.	★	----	6022 242	
	SD3	★	----	6022 540	6022 540
	SCREW and WASHER, Seat Bottom Hinge Sub.	★	----	----	6022 287
	SD3	★	----	----	1964 747
23-48-180	PANEL and HINGES, Third Seat Cushion Bottom Sub., SD3	1	----	1878 755	1878 755
23-48-188	PANEL, Third Seat Back Support Sub., except SD3	1	----	*2253 239	
	PANEL, w/HINGES, Third Seat Back Sub., except SD3	1	----	*2253 240	*1878 592
	SD3	1	----	1878 592	1878 592
23-48-189	BRACKET, Second Seat Back Panel Sub., except SD3	2	----	2251 534	
23-51-O SIDE SILL AND BELT BAR					
23-51-3	SILL, Body Side SY1	1	----	----	2189 314-5
	Inner	1	----	----	1861 268-9
	Sp. 4 D., SY1	1	----	----	
	Outer	1	----	----	
23-51-5	PANEL, Body Side Sill Outer				
	4 D., SC1, SC2, except SD3	1	2242 346	2254 780-1	1952 962-3
	4 D., SD3, SC3	1	----	*1952 962-3	*1952 916-7
	Sp. 4 D., Sp. 4 D. Sub., SC1, SC2, except SD3	1	----	2254 780-1	1952 948-9
	Sp. 4 D., Sp. 4 D., Sub., SD3, SC3	1	----	*1952 848-9	*1952 918-9
	Sub., except SD3	1	2242 346-7	2254 780-1	
	Sp. Cl. Cp., SC1, SC2, except SD3	1	2242 350-1	2166 006-7	1952 960-1
	Sp. Cl. Cp., SD3	1	----	*1952 960-1	
	Sp. Cl. Cp., Cv. Cp., SY1	1	----	----	1877 786-7
	Cv. Cp., SC1, SC2, except SD3	1	----	2252 278-9	1952 924-5
	Cv. Cp., SD3	1	----	*1952 924-5	
	Cl. Sed.	1	2242 350-1	2166 006-7	
	PANEL, Body Side Sill Inner				
	SC1, SC2, SC3, except SD3				
	Front	1	2242 340-1	2251 566-7	1961 066-7
	SC1, SC2, SC3, except SD3				
	Rear	1	2242 342-3	2166 070-1	1861 014-5
	SD3	1	----	1961 066-7	
	SD3	1	----	1861 014-5	

★ Indicates use as required.
 □ Indicates parts not listed in any previous parts book.
 Right and left part numbers are on same line,
 first number is right, second number is left.
 * Indicates change or addition.

1962 PASSENGER CAR PARTS CATALOG

BODY

CODE	PART NAME AND DESCRIPTION	PER CAR	VALIANT LANCER	PLYMOUTH DODGE	CHRYSLER IMPERIAL
23-51-O SIDE SILL AND BELT BAR - Cont'd					
23-51-6	REINFORCEMENT, Body Side Sill Outer Panel				
	Sp. 4 D., except SD3	1	----	2254 020-1	
	Sp. Cl. Cp., Cl. Sed.	1	2195 586-7		
	Cv. Cp., except SD3	1	----	2166 146-7	
	Sp. Cl. Cp., Cv. Cp., SY1				
	Right	1	----	----	1861 418
	Left	1	----	----	1878 228
	Sp. 4 D., SY1				
	Right	1	----	----	1878 031
	Left	1	----	----	1878 227
	Sp. Cl. Cp., Cv. Cp., SY1, at No. 2 and 2A				
	Hold-Down Bolt				
	Right	1	----	----	1861 416
	Left	1	----	----	1878 226
	Sp. 4 D., SY1, at No. 3 and No. 3 A Hold-Down Bolt				
	Front	1	----	----	1878 556-7
	Sp. 4 D., Sp. Cl. Cp., Cv. Cp., SY1 at No. 3 and 3 A Hold-Down Bolt				
	Rear	1	----	----	1861 274-5
	REINFORCEMENT, Quarter Inside Panel to Outer Sill				
	Sp. Cl. Cp., Cv. Cp., SY1	2	----	----	1861 386
	REINFORCEMENT, Body Side Sill Inner Panel at Floor Pan				
	Cv. Cp., except SD3	1	----	2254 612-3	
23-51-12	PLATE, Body Side Sill to Center Pillar Tie				
	Sp. 4 D., except SD3	1	----	2254 120-1	
23-51-19	GUSSET, Body Side Sill Outside Panel				
	Sp. 4 D., except SD3				
	Front	1	----	2254 014-5	
	Rear	1	----	2254 016-7	
	Rear Intermediate	1	----	2254 018-9	
	Front and Center Intermediate	1	----	2254 126-7	
23-51-41	BAR, Quarter Belt Side				
	Sp. Cl. Cp., SD3, SC1, SC2, SC3	1	----	1878 428-9	1878 428-9
	Cv. Cp., SD3, SC1, SC2, SC3	1	----	1964 626-7	1964 626-7
	Cv. Cp., SY1, except SD3	1	-----	2166 154-5	1877 494-5
	Sub., SD3, SC1, SC3	1	----	1878 238-9	1878 238-9
	Sp. 4 D., SY1	1	----	----	1877 522-3
	Sp. Cl. Cp., SY1	1	----	----	1877 462-3
	Cv. Cp., SD3, SC1, SC2				
	Lower	1	----	1963 996-7	1963 996-7
	BAR, Center Belt				
	Sp. Cl. Cp., SD3, SC1, SC2, SC3	1	----	1877 975	1877 975
	BAR, Rear Belt Upper				
	Cv. Cp., SC1, SC2, except SD3	1	----	2251 512	1950 584
	SD3	1	----	1950 584	
23-51-43	CAP or COVER, Body Side Sill Panel Front End				
	SY1, except SD3	1	2242 344-5	2254 428-9	1861 270-1
23-51-45	PLUG, Belt Side Bar Sealing				
	Sub., SD3	3	----	2093 981	2093 981
23-52-O SEAT SPRING					
23-52-1	REPAIR PACKAGE-HELPER PACKAGE, Seat Cushion Spring				
	Except SD3 w/Manual Seat Adjuster	1	----	*2410 028	
23-52-6	SPRING, Front Seat Cushion Outer Jack Helper				
	Sp. 4 D., except SD3	2	----	2270 983	
23-52-15	BRACE, Front Seat Cushion Tension, Cl. Sed., 4 D. Sed., Sub.	★	2410 050		

★ Indicates use as required.
 ☐ Indicates parts not listed in any previous parts book.
 March 8, 1963 Supersedes May 1, 1962.

Printed in U.S.A.
 Prices and specifications subject to change without notice.
 Right and left part numbers are on same line,
 first number is right, second number is left.
 * Indicates change or addition.

CODE	PART NAME AND DESCRIPTION	PER CAR	VALIANT LANCER	PLYMOUTH DODGE	CHRYSLER IMPERIAL
23-54-0 TAILGATE					
23-54-1	LOCK, Tailgate				
	Sub., except SD3	1	2189 116-7	2251 466-7	2189 116-7
	SD3	1	-----	2189 116-7	
23-54-3	TAILGATE				
	Sub., except SD3	1	2259 221	2253 228	2253 190
	SD3	1	-----	2253 190	
23-54-4	HINGE, Tailgate				
	Sub., SD3	1	-----	2188 934-5	2188 934-5
	Sub., except SD3				
	Body Half, Right	1	2082 642	2251 304	
	Left	1	2082 643	2251 304	
	Tailgate Half, Right	1	2082 210	2251 302	
	Left	1	2082 727	2251 300	
23-54-5	REINFORCEMENT, Tailgate Hinge				
	Sub.	1	2081 182-3		
23-54-6	PLATE and BUMPER PACKAGE, Tailgate Lock Striker				
	Sub.	1	2299 448-9	2299 448-9	2299 448-9
	Shim	2	2299 447	2299 447	2299 447
23-54-11	NAMEPLATES, NAMELETTERS, ORNAMENTS and MEDALLIONS, Tailgate				
	NOTE: See Exterior Moulding Illustrations in Front of Group 23 - Body.				
23-54-17	PIN, Tailgate Hinge				
	Sub., except SD3	1	B2082 689	*2251 737-8	
23-54-20	BUSHING, Tailgate Hinge Mounting				
	Sub., SD3				
	Right	1	-----	2188 836	2188 836
	Left	1	-----	2188 628	2188 628
23-54-24	REINFORCEMENT, Tailgate Outside Panel Handle				
	Sub.				
	w/Manual Window Lift	1	1776 875		
	w/Electric Window Lift	1	2082 248		
23-54-27	SHIM or SPACER, Tailgate Lock Striker				
	Sub.	★	2299 447	2299 447	2299 447
23-54-28	DUST GUARD, Tailgate Lower				
	Sub., SD3	1	-----	2188 504	2188 504
	SEAL, Tailgate Sill Panel to Rear Bumper				
	Sub., except SD3	1	-----	2252 169	
23-54-29	FASTENER, Tailgate Lower Dust Guard				
	Sub., SD3	10	-----	6006 104	6006 104
	CLIP, Tailgate Sill Panel to Rear Bumper Seal				
	Sub., except SD3	11	-----	2252 170	
23-54-31	SPRING, Tailgate Lock Lever				
	Sub.	2	1777 458	1777 458	1777 458
23-54-46	TUBING, Roof Rail Tailgate Glass Bumper Rubber				
	Sub., SD3	1	-----	2252 380	2252 380
	w/Electric Window Lifts				
23-54-50	BUMPER, Tailgate Inside Handle Mounting Bracket				
	Sub.	1	1777 881		
23-54-53	SEAL, Tailgate Access Cover to Tailgate Inner Panel				
	Sub., except SD3	1	-----	2254 763	2241 219
	SD3	1	-----	2241 219	

★ Indicates use as required.

B Indicates parts not listed in any previous parts book.

Right and left part numbers are on same line,

first number is right, second number is left.

* Indicates change or addition.

1962 PASSENGER CAR PARTS CATALOG

BODY

CODE	PART NAME AND DESCRIPTION	PER CAR	VALIANT LANCER	PLYMOUTH DODGE	CHRYSLER IMPERIAL
23-54-0 TAILGATE - Cont'd					
23-54-59	BRACKET, Tailgate Window Down Position Stop Sub., except SD3	2	----	H2255 067	1878 584
	SD3	2	----	*1878 584	
23-54-62	ANTI-RATTLE, Tailgate Window Regulator Arm Stud, except SD3	2	----	*1336 419	
23-54-63	SCUFF PLATE, Tailgate Opening Sill Sub., except SD3	2	----	2162 499	
	SD3	1	----	2080 012	2080 012
23-54-69	SCREW and WASHER, Tailgate Lock Striker Plate Sub.	4	6022 147	6022 147	6022 147
23-54-72	REGULATOR or PLATE and ARM, Tailgate Window Sub., except SD3	1	2081 775	2251 270	
	Manual	1	2259 171	2299 686	2188 767
	Sub., SD3	1	----	2188 767	
23-54-73	HANDLE PACKAGE, Complete, Tailgate Manual Window Regulator Outside Sub.	1	*2196 620		
	HANDLE, Complete	1	----	*2252 000	
23-54-74	SPRING, Tailgate Window Regulator Counter Balance Sub., except SD3	1	2082 989	2251 358	1779 645
	Sub., SD3	1	----	1779 645	
23-54-75	FLAP, Tailgate Handle Sub., SD3	1	----	2080 673	2080 673
	Rubber				
23-54-77	RING, Tailgate Manual Window Regulator Outside Handle Sub.	1	1961 317	2299 736	
23-54-79	RETAINER, Tailgate Manual Window Regulator Outside Handle Knob Sub.	1	1775 164	1775 164	
23-54-83	PIN, Tailgate Manual Window Regulator Outside Handle Knob Sub.	1	6000 173		
23-54-87	RETAINER, Tailgate Window Regulator Stud to Glass Lower Channel Sub.	2	6000 305		
23-54-90	PIN, Tailgate Window Regulator Arm Roller Sub., SD3	2	----	1960 969	1960 969
23-54-92	GASKET, Tailgate Window Regulator Outside Handle Sub.	1	1775 840		
	Manual	1	2299 897		
	Electric				
23-54-98	ROLLER, Tailgate Window Regulator Arm Sub., SD3	2	----	1878 310	1878 310
23-54-101	PIN, Tailgate Manual Window Regulator Handle Pivot Sub.	1	6000 004		
23-54-102	SET SCREW, Tailgate Manual Window Regulator Outside Handle Pivot Pin Sub.	2	6000 003		

★ Indicates use as required.
 □ Indicates parts not listed in any previous parts book.
 March 8, 1963 Supersedes May 1, 1962.

Printed in U.S.A.
 Prices and specifications subject to change without notice.
 Right and left part numbers are on same line,
 first number is right, second number is left.
 * Indicates change or addition.

CODE	PART NAME AND DESCRIPTION	PER CAR	VALIANT LANCER	PLYMOUTH DODGE	CHRYSLER IMPERIAL
23-54-0 TAILGATE - Cont'd					
23-54-103	BUMPER, Tailgate Window Glass Down Position Stop Sub., except SD3 w/Manual Window Lift	2	1381 435	2255 206	1381 435
	Sub., SD3 w/Electric Window Lift	2	1381 435	2255 207	1381 435
		2	---- --	1381 435	
23-54-107	MOUNTING PLATE, Tailgate Window Regulator Sub., except SD3	1	---- --	2251 710-1	
23-54-109	ROD, Tailgate Inside Handle Lock Actuating Sub.	1	2081 781		
23-54-111	TEE BOLT, Tailgate Window Regulator Arm Sub., SD3	2	---- --	1960 968	1960 968
	STUD, Tailgate Window Regulator Arm, except SD3	2	---- --	2251 790	
23-54-125	SPACER, Tailgate Electric Window Lift Switch Mounting Sub., SD1, SD2	1	---- --	2290 270	
23-54-128	CLIP, Tailgate Manual Window Regulator Outside Handle Lock Pawl Spring Retaining Sub.	1	1961 318	1961 318	
23-54-131	SCREW and WASHER, Tailgate Hinge Torsion Bar Clamp Sub.	★	---- --	---- --	2094 890
23-54-133	SCREW and WASHER, Tailgate Hinge Torsion Bar Guide Sub.	★	2083 101		
23-54-134	GUIDE, Tailgate Hinge Torsion Bar Sub.	1	2082 752-3		
23-54-135	GUIDE PIN, Tailgate Hinge Torsion Bar Retainer Sub.	1	2082 795		
23-54-136	PLATE, Tailgate Hinge Torsion Bar Guide Sub., except SD3	2	---- --	2251 269	
23-54-137	CAM, Tailgate Hinge Torsion Bar Sub., SD3	1	---- --	1960 197	1960 197
23-54-140	BAR, Tailgate Hinge Torsion Sub., except SD3	1	2082 791	2251 795	1960 194
	SD3	1	---- --	1960 194	
23-54-141	RETAINER or SUPPORT, Tailgate Hinge Torsion Bar Sub. At Guide	1	2082 971		
	At Hinge	1	2082 207		
	RETAINER, Tailgate Torsion Bar Bearing Sub., except SD3 End	1	---- --	2251 694	
	Center	1	---- --	2251 372	
23-54-142	BEARING, Tailgate Hinge Torsion Bar Sub., SD3	2	2082 786	1960 187	1960 187
	Sub., except SD3 End	1	---- --	2251 695	
	Center	1	---- --	2251 293	
23-54-144	CLAMP, Tailgate Hinge Torsion Bar Sub., except SD3	1	1960 195	2251 301	1960 195
	SD3	1	---- --	1960 195	
	CLAMP, Tailgate Torsion Bar Retainer Sub.	1	2082 794		

★ Indicates use as required.

ⓑ Indicates parts not listed in any previous parts book.

Right and left part numbers are on same line,
first number is right, second number is left.

* Indicates change or addition.

Printed in U.S.A.

Prices and specifications subject to change without notice.

March 8, 1963 Supersedes May 1, 1962.

1962 PASSENGER CAR PARTS CATALOG

BODY

CODE	PART NAME AND DESCRIPTION	PER CAR	VALIANT LANCER	PLYMOUTH DODGE	CHRYSLER IMPERIAL
23-54-O TAILGATE - Cont'd					
23-54-145	ROLLER, Tailgate Hinge Torsion Bar Sub., SD3	1	----	1960 196	1960 196
23-54-147	BUMPER, Tailgate Down Position Sub., SD3	1	----	2188 466-7	2188 466-7
23-54-150	COVER, Tailgate Inside Panel Sub., except SD3 Steel SD3	1 1	2081 774 ----	2251 312 1877 855	1877 855
23-54-152	SHAFT or COUPLING, Tailgate Electric Window Lift Motor to Mechanism Sub.	1	1778 955	1778 955	1778 955
23-54-160	MOTOR, Tailgate Electric Window Lift Sub.	1	2259 200	2188 734	2188 734
23-54-165	MECHANISM, Tailgate Electric Window Lift Sub., Except SD3 SD3	1 1	2188 735 ----	2251 828 2188 735	2188 735
23-54-166	SPRING, Tailgate Electric Window Lift Switch and Bezel Retaining Sub., SD3 On Headliner	1	----	1769 327	1769 327
23-54-167	SWITCH, Tailgate Electric Window Lift Sub., except SD3 On Instrument Panel SP1, SP2, SD1, SD2, SD3 Limit, on Tailgate SP1, SP2, SD1, SD2, SD3 Lock, on Tailgate Except SD3 On Headliner, includes BEZEL SD3 Less Bezel SD3 On Instrument Panel	1 1 1 1 1 1 1	1972 316 1887 946 2196 313 ---- ---- ----	1972 316 1887 946 2196 313 2290 109 2097 625 *2096 373	2097 045 1887 946 2196 313 2076 626 2097 625
23-54-169	KNOB, Tailgate Electric Window Lift Instrument Panel Switch Sub., SP1, SP2 Sub., SD1, SD2 Sub., SD3	1 1 1	1887 591 ---- ----	1887 591 2256 626 2257 478	2257 955
23-54-170	BEZEL, Tailgate Electric Window Lift Instrument Panel Switch Sub., SD1, SD2 SD3 Sub., SP1, SP2	1 1 1	1972 898 ---- ----	2256 616 2197 500 1972 898	
23-54-171	NUT, Tailgate Electric Window Lift Switch Mounting Sub., SP1, SP2 Sub., SD1, SD2, except SD3 SD3	1 1 1	1887 603 ---- ----	1887 603 1971 521 1972 548	1971 521
23-54-176	CIRCUIT BREAKER, Tailgate Electric Window Lift Sub.	1	1689 022	1689 022	1689 022
23-54-178	WIRING, Tailgate Window Lift Sub., except SD3 Tailgate Switch Sub., SD3 Tailgate	1 1 1	2076 412 2258 739 ----	2258 077 2258 099 2198 213	2198 213
23-54-180	HANDLE, Tailgate Lock Remote Control Sub., except SD3 SD3	1 1	2082 904 ----	2251 344 1902 406	1902 406
23-54-183	CAM, Tailgate Lock Remote Control Handle Sub.	1	2082 485		

★ Indicates use as required.

☐ Indicates parts not listed in any previous parts book.

March 8, 1963 Supersedes May 1, 1962.

Page 23-160

Printed in U.S.A.
Prices and specifications subject to change without notice.
Right and left part numbers are on same line,
first number is right, second number is left.
* Indicates change or addition.

CODE	PART NAME AND DESCRIPTION	PER CAR	VALIANT LANCER	PLYMOUTH DODGE	CHRYSLER IMPERIAL
23-54-0 TAILGATE - Cont'd					
23-54-184	ROD, Tailgate Lock Remote Control Handle to Lock Sub., except SD3 Sub., SD3	1 1	---- ----	*2251 345 *2189 074	*2189 074
23-54-186	SPRING, Tailgate Lock Remote Control Handle Sub., SD3	1	----	*1902 409	*1902 409
23-54-190	PIN, Tailgate Lock Remote Control Handle Sub., SD3	1	*2082 907	*1902 410	*1902 410
23-54-191	RING, Tailgate Lock Remote Control Handle Retaining Sub., SD3	1	----	*1626 749	*1626 749
23-54-193	BEARING, Tailgate Lock Remote Control Rod Sub., except SD3 Right Left Sub., SD3	1 1 2	*2083 116 2083 117 ----	*2251 360 2251 360 *2189 067	*2189 067 2189 067
23-54-194	RETAINER, Tailgate Lock Remote Control Rod Bearing Sub., except SD3 Sub., SD3	2 2	---- ----	*2251 746 *1961 119	*1961 119
23-54-195	SCREW, Tailgate Handle to Latch Pin Sub., SD3	2	----	*1902 297	*1902 297
23-54-196	BRACKET, Tailgate Lock Remote Control Handle Mounting Sub.	1	2082 908		
23-54-197	SCREW and WASHER, Tailgate Inside Handle Mounting Bracket Sub.	2	6017 016		
23-54-198	STUD and RETAINER, Tailgate Inside Handle Mounting Bracket Sub.	1	2082 987		
23-54-199	SPRING, Tailgate Inside Handle Sub.	1	2082 906		
23-54-203	HOUSING, Tailgate Electric Window Lift Switch Sub.	1	----	----	1972 146
23-54-204	GASKET, Tailgate Electric Window Lift Switch Sub., except SD3	1	----	*2290 110	
23-54-205	BUMPER, Tailgate Inside Handle Sub., except SD3	1	----	*2251 461	
23-54-207	RETAINER, Tailgate Inside Handle Sub., except SD3	1	----	*2251 747	
23-58-0 FOLDING TOP					
23-58-3	TOP, Folding Cv. Cp., SC1, SC2, except SD3 Cv. Cp., SD3, SY1	1 1	---- ----	*2251 173 *1952 312	*1952 312 *2094 745
	NOTE: Above Assemblies less Lift Mechanism and Trim.				
23-58-66	BOLT, Folding Top Rear Bow to Wheelhouse Bracket Tension Cable Cv. Cp., SC1, SC2	2	----	6022 169	6022 169

★ Indicates use as required.
 ☐ Indicates parts not listed in any previous parts book.
 Right and left part numbers are on same line,
 first number is right, second number is left.
 * Indicates change or addition.

1962 PASSENGER CAR PARTS CATALOG

BODY

CODE	PART NAME AND DESCRIPTION	PER CAR	VALIANT LANCER	PLYMOUTH DODGE	CHRYSLER IMPERIAL
23-58-O FOLDING TOP - Cont'd					
23-58-67	BRACKET, Folding Top to Quarter Belt Bar Bow Tension Cable Cv. Cp., SC1, SC2	2	----	1954 604	1954 604
23-58-75	BOW, Folding Top Cv. Cp., SC1, SC2, except SD3				
	No. 1	1	----	2189 744	1964 078
	No. 2	1	----	2189 745	1964 073
	No. 3	1	----	2189 746	1952 195
	Cv. Cp., SD3, SY1 No. 1	1	----	1964 078	1691 415
	No. 2	1	----	1964 073	1691 397
	No. 3	1	----	1952 195	1691 400
23-58-76	LINK, Folding Top Rear Bow Cv. Cp., SC1, SC2, except SD3 Cv. Cp., SD3	1 1	---- ----	2251 128-9 1950 500-1	1950 500-1
	EXTENSION, Folding Top Rear Bow Cv. Cp., SY1	1	----	----	1691 902-3
23-58-78	PLATE, Folding Top Number One Bow Bracket to Link Adjusting Cv. Cp., SD3, SC1, SC2	2	----	1909 914	1909 914
23-58-80	BUMPER, Folding Top Front Bow Cv. Cp., SY1	2	----	----	E2424 042
23-58-82	RETAINER, Folding Top Front Bow Bumper, Cv. Cp., SY1	2	----	----	E2424 043
23-58-85	BRACKET, Folding Top Rear Bow Down Stop Cv. Cp., SD3, SC1, SC2	2	----	2165 669	2165 669
23-58-189	WIRING, Folding Top Lift and Pocket Panel Lamp Cv. Cp., SP2, SD2	1	----	2258 428	
23-58-200	CYLINDER, Folding Top Lift Operating Cv. Cp., SC1, SC2 SY1	2 1	---- ----	1952 938 ----	1952 938 1770 552-3
23-58-208	BRACKET, Folding Top Lift Cylinder Floor Pan Mounting Cv. Cp., SP2, SD2 Cv. Cp., SD3, SC1, SC2 Cv. Cp., SY1	1 2 2	---- ---- ----	2253 024-5 1952 939 ----	1952 939 1861 392
23-58-209	SPACER, Folding Top Lift Cylinder Mounting Bracket Cv. Cp., SC1, SC2	2	----	1249 332	1249 332
23-58-220	HEADER, Folding Top Cv. Cp., SP2, SD2, SC1, SC2 Cv. Cp., SD3, SY1	1 1	---- ----	2251 980 2166 338	2166 338 1751 094
23-58-227	MECHANISM, Folding Top Header Locking Cv. Cp., SD3, SC1, SC2	1	----	2166 049	2166 049
23-58-228	DOWEL, Folding Top Header Cv. Cp., SP2, SD2, SC1, SC2 Cv. Cp., SD3, SY1	2 2	---- ----	2251 647 1909 466	1909 466 6006 235
23-58-229	RETAINER, Folding Top Header Dowel Cv. Cp., SY1	2	----	----	1691 911
23-58-232	COVER, Folding Top Header Lock Mechanism Access Hole Cv. Cp., SY1 6 7/16" long COVER, Folding Top Header Lock Access Hole Cv. Cp., SY1 7 3/8" long	1 1	---- ----	---- ----	1750 777 1750 854-5
23-58-234	CLIP, Folding Top Header Lock Handle Torsion Bar to Link Cv. Cp., SY1	1	----	----	6006 221

★ Indicates use as required.
 ☐ Indicates parts not listed in any previous parts book.
 March 8, 1963 Supersedes May 1, 1962.

Printed in U.S.A.
 Prices and specifications subject to change without notice.
 Right and left part numbers are on same line,
 first number is right, second number is left.
 * Indicates change or addition.

CODE	PART NAME AND DESCRIPTION	PER CAR	VALIANT LANCER	PLYMOUTH DODGE	CHRYSLER IMPERIAL
23-58-0 FOLDING TOP - Cont'd					
23-58-236	SCREW, Folding Top Header Lock Adjusting Cv. Cp., SD3, SC1, SC2	2	----	*1964 896	*1964 896
23-58-237	SEAL, Windshield Header Cv. Cp., SD3, SC1, SC2 Length 60"	1	----	*2094 559	*2094 559
23-58-240	PANEL, Folding Top Header Outside Finish Cv. Cp., SD3, SC1, SC2 MOULDING PACKAGE, Folding Top Header Outside Finish Cv. Cp., SY1 SCREW	1 1 11	---- ---- ----	*1954 020 ---- ----	*1954 020 2196 483 274 110
23-58-242	CLIP, Folding Top Header Outside Finish Panel Cv. Cp., SD3, SC1, SC2 END	5 2	---- ----	*6000 680 *6000 681	*6000 680 6000 681
23-58-243	HANDLE, Folding Top Header Lock Cv. Cp., SP2, SD2, SY1	1	----	*2251 116	*1751 156
23-58-245	PIN, Folding Top Header Lock Handle to Link Cv. Cp., SY1	1	----	----	6006 222
23-58-248	RETAINER, Folding Top Header Lock Handle to Escutcheon Pin Cv. Cp., SY1	2	----	----	1750 724
23-58-253	ESCUTCHEON, Folding Top Header Lock Handle Cv. Cp., SY1	1	----	----	1751 173
23-58-257	LINK, Folding Top Header Lock Handle to Torsion Bar Cv. Cp., SP2, SD2, SY1	1	----	*2251 118	*1750 619
23-58-258	HOUSING, Folding Top Header Locking Mechanism Handle Cv. Cp., SP2, SD2	1	----	*2251 115	
23-58-262	LATCH, Folding Top Header Locking Mechanism Handle Cv. Cp., SP2, SD2	2	----	*2251 117	
23-58-265	CATCH, Folding Top Header Locking Latch Cv. Cp., SP2, SD2, SC1, SC2 Cv. Cp., SD3 CATCH, Folding Top Header Lock Safety Cv. Cp., SY1	2 2 2	---- ---- ----	*2189 690 *1964 895 ----	*1964 895 1751 264
23-58-266	SPRING, Folding Top Header Lock Safety Catch to Handle Cv. Cp., SY1	1	----	----	1751 262
23-58-269	LINKAGE, Folding Top Side Rail Cv. Cp., SD3, SC1, SC2 Cv. Cp., SY1, except SD3	1 1	---- ----	*1964 076-7 *2251 856-7	*1964 076-7 *1751 206-7
23-58-333	LINK, Folding Top Power Cv. Cp., SP2, SD2 Cv. Cp., SD3, SC1, SC2 Includes Power Guide LINK . . . Cv. Cp., SY1 Inner Outer	2 1 2 2	---- ---- ---- ----	*2251 858 *2166 610-1 ---- ----	 *2166 610-1 1751 210 1750 400

★ Indicates use as required.
 □ Indicates parts not listed in any previous parts book.
 Right and left part numbers are on same line,
 first number is right, second number is left.
 * Indicates change or addition.

1962 PASSENGER CAR PARTS CATALOG

BODY

CODE	PART NAME AND DESCRIPTION	PER CAR	VALIANT LANCER	PLYMOUTH DODGE	CHRYSLER IMPERIAL
23-58-0 FOLDING TOP - Cont'd					
23-58-335	TAPPING PLATE, Folding Top Power Guide Link Support Cv. Cp., SP2,SD2,SC1,SC2	2	----	*2254 714	*6000 388
	Cv. Cp., SD3	2	----	*6000 388	
	TAPPING PLATE, Folding Top Control Prop Support Cv. Cp., SP2,SD2,SC1,SC2	2	----	*2189 735	*6000 388
	Cv. Cp., SD3	2	----	*6000 388	
23-58-336	SUPPORT, Folding Top Power Guide Link Cv. Cp., SP2,SD2,SC1,SC2	2	----	*2254 712	*1708 914
	Cv. Cp., SD3	2	----	*1708 914	
	SUPPORT, Folding Top Control Prop Cv. Cp., SC1, SC2	2	----	1708 914	1708 914
23-58-337	RETAINER, Folding Top Power Guide Link Support Tapping Plate Cv. Cp., SP2,SD2	2	----	*2254 715	
23-58-357	MOTOR, Folding Top Lift Cv. Cp., SC1, SC2 Less Pump	1	----	*2094 107	*2094 107
23-58-364	PLUG, Folding Top Well Drain Valve Cv. Cp., SC1, SC2	1	----	2094 244	2094 244
	Cv. Cp., SY1	1	----	----	1977 449
23-58-365	RETAINER, Folding Top Well Drain Valve Plug Cv. Cp.	1	----	1977 448	1977 448
23-58-375	"O" RING, Folding Top Lift Motor Pump Drive Shaft Cv. Cp.	1	----	*1641 590	*1641 590
23-58-380	BRUSH and SPRING PACKAGE, Folding Top Lift Motor Cv. Cp.	1	----	1752 518	1752 518
23-58-381	ROTOR PACKAGE, Folding Top Lift Pump Cv. Cp.	1	----	1641 650	1641 650
23-58-393	SUPPORT, Folding Top Lift Motor and Pump Floor Pan Cv. Cp., SY1	1	----	----	1878 112
23-58-394	PILLAR or RAIL, Folding Top Folding Cv. Cp., SY1	1	----	----	1691 946-7
	Cv. Cp., SD3,SC1,SC2	1	----	*1884 584-5	*1884 584-5
23-58-395	PLUG, Folding Top Lift Motor and Pump Reservoir Cv. Cp.	1	----	*1641 579	*1641 579
23-58-396	BRACKET, Folding Top Lift Motor Mounting Cv. Cp.	1	----	*1641 578	*1641 578
23-58-430	PLATE, Folding Top Lift Pump Cover Cv. Cp. Includes Valve Rocker ARM . .	1	----	*1641 592	*1641 592
	PLATE, Folding Top Lift Pump Cover End Cv. Cp. Includes BUSHING	1	----	*1641 586	1641 586
23-58-469	PROP, Folding Top Main Control Cv. Cp., SP2,SD2,SC1,SC2	1	----	*2251 142-3	*1884 580-1
	Cv. Cp., SD3	1	----	*1884 580-1	
	LINK, Folding Top Main Control Cv. Cp., SY1 Includes Adjusting PLATE . . .	1	----	----	1751 208-9
23-58-472	BRACKET, Folding Top Folding Rail Pivot Cv. Cp., SY1	1	----	----	1691 948-9

★ Indicates use as required.

□ Indicates parts not listed in any previous parts book.

May 1, 1962 Supersedes Nov. 30, 1961.

Printed in U.S.A.
Prices and specifications subject to change without notice.

Right and left part numbers are on same line,
first number is right, second number is left.

* Indicates change or addition.

CODE	PART NAME AND DESCRIPTION	PER CAR	VALIANT LANCER	PLYMOUTH DODGE	CHRYSLER IMPERIAL
23-58-O FOLDING TOP - Cont'd					
23-58-473	SUPPORT, Folding Top Folding Pillar to Body Cv. Cp., SD3, SC1, SC2	1	----	*1884 608-9	*1884 608-9
	BRACKET, Folding Top Folding Rail Pivot Bracket to Body Mounting Support Cv. Cp., SY1	1	----	----	1750 406-7
23-58-475	PLATE, Folding Top Main Control Support Adjustment Cv. Cp., SP2, SD2, SC1, SC2	2	----	*2189 711	*1954 824
	Cv. Cp., SD3	2	----	*1954 824	
23-58-476	BRACE, Folding Top Main Control Prop Body Cv. Cp., SD3, SC1, SC2	1	----	*1884 506-7	*1884 506-7
	SUPPORT, Folding Top Main Control Link and Pivot Bracket Mounting Bracket Body Cv. Cp., SY1	1	----	----	1961 088-9
23-58-480	REINFORCEMENT, Folding Top Rear Side Rail Support Cv. Cp., SP2, SD2	1	----	*2166 232-3	
	REINFORCEMENT, Folding Top Main Control Link Adjustment Plate Body Cv. Cp., SY1	1	----	----	1751 806-7
	REINFORCEMENT, Folding Top Folding Rail Pivot Bracket Mounting Bracket to Body Mounting Cv. Cp., SY1	2	----	----	1751 810
23-58-486	RAIL, Folding Top Side Cv. Cp., SP2, SD2, SC1, SC2				
	Front	1	----	*2189 742-3	*1884 588-9
	Center	1	----	2189 736-7	
	Rear	1	----	2189 758-9	1884 590-1
	Cv. Cp., SD3, SY1				
	Front	1	----	*1884 588-9	*2094 466-7
	Rear	1	----	*1884 590-1	2094 472-3
23-58-487	BUSHING, Folding Top Folding Rail to Body Pivot Bracket Pin Plastic Cv. Cp., SY1	2	----	----	1810 440
	7/8" length				
	BUSHING, Folding Top Side Rail Link to Rear Rail Pin Plastic Cv. Cp., SY1	2	----	----	1750 647
	7/32" length				
	BUSHING, Folding Top Power Link to Body Plastic Cv. Cp., SY1	2	----	----	1750 648
	3/8" length				
23-58-497	CAP, Folding Top Front Side Rail to Header Joint Cv. Cp., SP2, SD2, SC1, SC2				
	Right	1	----	*2189 964	*1950 486
	Left	1	----	2189 965	1950 486
	Cv. Cp., SD3	2	----	*1950 486	
23-58-532	SWITCH, Folding Top Lift Cv. Cp., SC1, SC2	1	----	1972 316	1972 318
	Cv. Cp., SY1	1	----	----	2197 415
23-58-533	NUT, Folding Top Lift Switch Mounting Cv. Cp., SP2, SC1, SC2, except SD3	1	----	*1887 603	*1971 521
	Cv. Cp., SD3	1	----	*1972 548	
23-58-534	KNOB, Folding Top Lift Switch Control Cv. Cp., SP2, SC1, SC2	1	----	1887 591	2257 955
	Cv. Cp., SD2, SY1	1	----	2256 614	1887 935
	Cv. Cp., SD3	1	----	*2257 478	

★ Indicates use as required.
 ☐ Indicates parts not listed in any previous parts book.
 Right and left part numbers are on same line, first number is right, second number is left.
 * Indicates change or addition.

1962 PASSENGER CAR PARTS CATALOG

BODY

CODE	PART NAME AND DESCRIPTION	PER CAR	VALIANT LANCER	PLYMOUTH DODGE	CHRYSLER IMPERIAL
23-58-O FOLDING TOP - Cont'd					
23-58-535	HOUSING, Folding Top Lift Switch Cv. Cp., SC1, SC2	1	----	----	2291 149
23-58-543	BEZEL, Folding Top Lift Switch Control Cv. Cp., SP2, SC1, SC2 Cv. Cp., SD2, SY1 Cv. Cp., SD3	1	----	1972 899	1972 489
		1	----	2256 616	2197 389
		1	----	*2197 501	
23-58-552	NAME PLATE, Folding Top Lift Switch Cv. Cp., SY1	1	----	----	*2197 508
23-58-555	HOSE, Folding Top Lift Pump to Cylinder Cv. Cp. Upper Cv. Cp., SC1, SC2 Lower Cv. Cp., SY1 Lower	1	----	1964 402	1964 402
		1	----	1964 402	1964 402
		1	----	----	*2094 119
23-58-569	WEATHERSTRIP, Folding Top Header Cv. Cp., SP2,SD2 Cv. Cp., SD3,SC1,SC2 End Center Cv. Cp., SY1 Inner Outer Upper Corner Moulding	1	----	*2251 174	
		1	----	*2166 960-1	*2166 960-1
		1	----	*2166 958	2166 958
		1	----	----	1751 733
		1	----	----	1860 995
		1	----	----	1861 334-5
23-58-570	RETAINER, Folding Top Header Weatherstrip Cv. Cp., SP2,SD2 Center	1	----	*2251 899	
23-58-572	WEATHERSTRIP, Folding Top Side Rail Cv. Cp., SP2,SD2,SC1,SC2 Front Center Rear Cv. Cp., SD3,SY1 Front Rear	1	----	*2189 798-9	*1950 844-5
		1	----	2189 800-1	
		1	----	2189 802-3	1950 848-9
		1	----	*1950 844-5	*1810 002-3
		1	----	*1950 848-9	1810 004-5
23-58-573	RETAINER, Folding Top Side Rail Weatherstrip Cv. Cp., SP2,SD2,SC1,SC2 Front, Right Left Center Rear Cv. Cp., SD3 Front Rear	1	----	*2251 156	*1954 942
		1	----	2251 157	1954 942
		1	----	2251 154-5	
		1	----	2251 152-3	1954 938-9
		2	----	*1954 942	
		1	----	*1954 938-9	
23-58-590	WEATHERSTRIP, Folding Top Folding Pillar or Rail Cv. Cp., SD3,SC1,SC2 Cv. Cp., SY1	1	----	*1950 852-3	*1950 852-3
		1	----	----	1810 006-7
23-58-591	RETAINER, Folding Top Folding Pillar Weatherstrip Cv. Cp., SD3,SC1,SC2	1	----	*1954 934-5	*1954 934-5
23-58-601	SET SCREW, Folding Top Power Guide and Prop Support Cv. Cp., SC1, SC2 SET SCREW, Folding Top Side Front Rail Cv. Cp., SC1, SC2 Front Center Cv. Cp.,SD3,SC1,SC2 Rear	★	----	6000 182	6000 182
		★	----	1964 260	
		★	----	1964 260	
		★	----	*1964 260	*1964 260

★ Indicates use as required.
 ☐ Indicates parts not listed in any previous parts book.
 May 1, 1962 Supersedes Nov. 30, 1961.

Printed in U.S.A.
 Prices and specifications subject to change without notice.
 Right and left part numbers are on same line,
 first number is right, second number is left.
 * Indicates change or addition.

CODE	PART NAME AND DESCRIPTION	PER CAR	VALIANT LANCER	PLYMOUTH DODGE	CHRYSLER IMPERIAL
23-58-0 FOLDING TOP - Cont'd					
23-58-603	BOLT, Folding Top Power Guide Link and Main Control Prop Shoulder Cv. Cp., SP2, SD2, SC1, SC2	4	----	*6001 010	*1954 765
	Cv. Cp., SD3	4	----	*1954 765	
	BOLT, Folding Top Control Link Adjusting Plate Cv. Cp., SY1	2	----	----	6006 224
	SCREW, Folding Top Header Lock Torsion Bar Adjusting Cv. Cp., SY1	2	----	----	1750 726
23-58-605	SPACER or WASHER, Folding Top Cv. Cp., SC1, SC2				
	O. D. I. D. THICKNESS MATERIAL				
	1" 17/32" 1/16" Fibre	★	----	1706 470	1706 470
	1" 19/32" 1/8" Fibre	★	----	1952 983	1952 983
	5/8" 3/8" 1/16" Steel	★	----	6000 320	6000 320
	13/16" 3/8" 1/5" Rubber	★	----	2251 617	
	Cv. Cp., SY1				
	O. D. I. D. THICKNESS MATERIAL				
	13/16" 3/8" 13/64" Plastic	★	----	*6006 204	6006 204
	X-WASHER, Folding Top Cv. Cp., SY1	★	----	----	6006 052
23-58-606	SPRING WASHER, Folding Top Cv. Cp., SC1, SC2	★	----	6022 117	6022 117
	Cv. Cp., SY1	★	----	----	6006 216
23-58-607	PIN, Folding Top				
	Cv. Cp., SC1, SC2 No. 1 Bow Bracket	2	----	*1950 897	*1950 897
	SP2, SD2, SC1, SC2 No. 1 Bow Bracket to Front Side Rail	2	----	*2251 600	*1952 315
	SD3, SC1, SC2 No. 1 Bow Bracket to Rear Side Rail	2	----	*1952 315	*1952 315
	Main Control Prop	2	----	*1952 315	*1952 315
	Front and Rear Side Rail Control Link	2	----	*1952 315	*1952 315
	Rear Rail Power Link	2	----	1952 482	
	Folding Pillar	2	----	*1952 482	*1952 482
	SP2, SD2 Center and Rear Rail	2	----	*1952 779	
	SP2, SD2, SC1, SC2 Side Rear Rail	2	----	*2251 600	*1952 779
	SP2, SD2 Rear Bow Link	2	----	2251 600	1952 984
	Front and Center Side Rail Clevis	2	----	6000 319	
	Side Rear Rail Clevis	2	----	*6000 319	6000 319
	Cv. Cp., SY1 Lift Cylinder Mounting Bracket	2	----	----	6006 093
	Control Link to Front Rail	2	----	----	6006 205
	Control Link to Center Rail	2	----	----	6006 223
	Rear Side Rail to Body Bracket	2	----	----	6006 226
	Power Link to Rear Rail	2	----	----	6006 227
	Power Link to Body Bracket Pivot	2	----	----	6006 228
	Front to Center Side Rail Pivot	2	----	----	6006 229
	Center Link to rear side rail	2	----	----	6006 230
	Rear Control Link to Center Side Rail	2	----	----	6006 230
	Center Bow to Rear Side Rail	2	----	----	6006 231
	Rear Bow to Rear Rail	2	----	----	6006 237

★ Indicates use as required.
 ☐ Indicates parts not listed in any previous parts book.
 Right and left part numbers are on same line,
 first number is right, second number is left.
 * Indicates change or addition.

1962 PASSENGER CAR PARTS CATALOG

BODY

CODE	PART NAME AND DESCRIPTION	PER CAR	VALIANT LANCER	PLYMOUTH DODGE	CHRYSLER IMPERIAL
23-59-O DRAIN TROUGH					
23-59-35	TROUGH, Deck Opening Panel Drain				
	Sp. 4 D., SY1H Upper	1	----	----	2189 382
	Cv. Cp., SP2 Side	1	----	2251 514-5	
	Except Cv. Cp. and Sub., SP1, SP2				
	Side	1	----	2166 948-9	
	Except Sub., SD1, SD2				
	Side	1	----	2166 976-7	
23-59-37	REINFORCEMENT, Deck Opening Side Drain Trough Except Sub., SY1	1	2083 136-7	----	1877 472-3
23-59-41	BRACE, Quarter Panel Deck Opening Side Drain Trough to Hinge Support Cv. Cp., SD2	1	----	2251 622-3	
23-59-42	EXTENSION, Quarter Panel Deck Opening Drain Trough				
	Cv. Cp., SP2 Upper Corner	1	----	2251 612-3	
	Cv. Cp., SD2 Upper Corner	1	----	2251 614-5	
23-59-56	TROUGH, Roof Side Drain				
	4 D., Sp. 4 D., except SD3	1	*2081 252-3	*2166 318-9	
	Sub., except SD3	1	*2082 664-5	*2166 318-9	
	Sp. Cl. Cp., except SD3	1	*2195 796-7	*2166 930-1	
	Cl. Sed., except SD3	1	*2195 794-5	*2166 928-9	
	TROUGH, Roof Side Rear Drain				
	Sub.	1	2081 254-5		
	TROUGH, Roof Rear Drain				
	Sub., SD3	1	----	*2094 134	*2094 134
	TROUGH, Roof Side Drain Front				
	SP2, SD2, except Cv. Cp.				
	On Body Front Pillar	1	----	*2167 786-7	
	TROUGH, Quarter Panel Deck Side Drain				
	Cv. Cp., SP2, SD2	1	----	*2166 976-7	
23-59-57	CAP or COVER, Roof Side Drain Trough				
	NOTE: See Exterior Moulding Illustrations in Front of Group 23 - Body.				
23-59-61	MOULDING or COVER, Roof Side Drain Trough				
	NOTE: See Exterior Moulding Illustrations in Front of Group 23 - Body.				
23-61-O COWL VENT OR AIR INTAKE					
23-61-39	EXTENSION, Dash Panel Cowl Air Intake Water Deflector Panel				
	SY1	1	----	----	1242 974
	DEFLECTOR, Dash Panel Cowl Air Intake Water				
	SY1	1	----	----	1810 453
23-61-99	CLIP, Cowl Ventilator Grille				
	SY1	*	----	----	6006 261
23-61-103	GRILLE, Cowl Ventilator				
	SY1	1	----	----	2093 580-1
23-61-104	CAP, Cowl Ventilator Grille				
	SY1	1	----	----	2189 985
23-61-116	PANEL, Cowl Top Fresh Air Opening Insert				
	SD3, SC1, SC2	1	----	*2166 657	*2166 657

★ Indicates use as required.
 ☐ Indicates parts not listed in any previous parts book.
 May 1, 1962 Supersedes Nov. 30, 1961.

Printed in U.S.A.
 Prices and specifications subject to change without notice.
 Right and left part numbers are on same line,
 first number is right, second number is left.
 * Indicates change or addition.

CODE	PART NAME AND DESCRIPTION	PER CAR	VALIANT LANCER	PLYMOUTH DODGE	CHRYSLER IMPERIAL
23-63-O WEATHERSTRIP					
23-63-14	WEATHERSTRIP, Front Door Window Belt Inner				
	4 D., SV1L, SL1L, SC1, except SD3				
	Right	1	*2081 362	*2241 784	*1883 500
	Left	1	2081 362	2241 784	1883 500
	4 D., SV1H, SL1H, SC2, SC3				
	Right	1	2241 784	----	2085 710
	Left	1	2241 784	----	2085 711
	Sub., SV1L, SL1L, except SD3				
	Right	1	*2081 362	*2241 784	*2166 556
	Left	1	2081 362	2241 784	2166 557
	Sub., SV1H, SL1H				
	Right	1	2241 784		
	Left	1	2241 784		
	Sp. 4 D., SC1, SC2, SC3, except SD3				
	Right	1	----	*2167 674	
	Left	1	----	2167 674	
	Sp. 4 D., Sp. 4 D. Sub., SD3, SC1, SC2, SC3	1	----	*2085 712-3	*2085 712-3
	Sp. 4 D., SY1	1	----	----	2085 780-1
	Sp. Cl. Cp., Cv. Cp., SC1, SC2, except SD3				
	Right	1	*2241 784	*2167 674	*2166 552
	Left	1	2241 784	2167 674	2166 553
	Sp. Cl. Cp., Cv. Cp., SD3, SY1	1	----	*2085 722-3	*2085 780-1
	Cl. Sed.	2	2195 268	2241 784	
	WEATHERSTRIP, Rear Door Window Belt Inner				
	4 D., SV1L, SL1L, except SD3				
	Right	1	*2081 465	*2167 706	*2085 482
	Left	1	2081 465	2167 707	2085 482
	4 D., SV1H, SL1H, SD3				
	Right	1	*2241 784	*2085 482	
	Left	1	2241 784	*2085 482	
	Sub., SV1L, SL1L, except SD3				
	Right	1	*2081 465	*2167 706	
	Left	1	2081 465	2167 707	
	Sub., SV1H, SL1H				
	Right	1	2241 784	----	2166 512
	Left	1	2241 784	----	2166 513
	Sp. 4 D., SC1, SC2, SC3, except SD3	1	----	*2241 954-5	*2166 512-3
	Sp. 4 D. SY1	2	----	----	1767 247
23-63-15	WEATHERSTRIP, Front Door Window Belt Outer				
	4 D., except SD3				
	Right	1	*2081 546	*2216 372	*1883 500
	Left	1	2081 546	2216 373	1883 500
	4 D., SD3				
	Right	1	----	*1883 500	
	Left	1	----	*1883 500	
	Sub., except SD3				
	Right	1	*2081 546	*2216 372	*2166 558
	Left	1	2081 546	2216 373	2166 559
	Sp. 4 D., SC1, SC2, SC3, except SD3	1	----	*2216 372-3	*2166 558-9
	Sp. 4 D., Sp. 4 D. Sub., SD3	1	----	*2166 558-9	
	Sp. 4 D., SY1	1	----	----	1751 706-7
	Sp. Cl. Cp., Cv. Cp., SC1, SC2, except SD3	1	*2195 806-7	*2167 686-7	*2166 554-5
	Sp. Cl. Cp., Cv. Cp., SD3, SY1	1	----	*2166 554-5	*1751 708-9
	Cl. Sed.				
	Right	1	2195 267	2216 374	
	Left	1	2195 267	2216 375	
	WEATHERSTRIP, Rear Door Window Belt Outer				
	4 D., except SD3				
	Right	1	*2081 546	*2167 710	*1883 512
	Left	1	2081 546	2167 711	1883 513
	4 D., SD3				
	Right	1	----	*1883 512	
	Left	1	----	*1883 513	
	Sub., except SD3				
	Right	1	*2081 546	*2167 710	*2166 516
	Left	1	2081 546	2167 711	2166 517
	Sub., SD3				
	Right	1	----	*2166 516	
	Left	1	----	*2166 517	
	Sp. 4 D., SC1, SC2, SC3, except SD3	1	----	*2167 712-3	*2166 516-7
	Sp. 4 D., SY1	1	----	----	1751 724-5

★ Indicates use as required.

⊠ Indicates parts not listed in any previous parts book.

Right and left part numbers are on same line, first number is right, second number is left.

* Indicates change or addition.

1962 PASSENGER CAR PARTS CATALOG

BODY

CODE	PART NAME AND DESCRIPTION	PER CAR	VALIANT LANCER	PLYMOUTH DODGE	CHRYSLER IMPERIAL
23-63-O WEATHERSTRIP - Cont'd					
23-63-16	CLIP, Window Belt Outer Weatherstrip Retaining SC1, SC2, SC3 SY1 Front	★ ★	1775 089 ----	1775 089 ----	1775 089 1643 721
23-63-19	RETAINER, Window Belt Inner Weatherstrip 4 D., 4 D. Sub. Rear	2	2259 067		
23-63-20	WEATHERSTRIP, Quarter Window Belt Inner Sp. Cl. Cp., SC1, SC2, except SD3 Right Left Sp. Cl. Cp., Cv. Cp., SY1 Cv. Cp., SC1, SC2, except SD3 Cv. Cp., SD3 Cl. Sed. Right Left	1 1 2 1 2 1 1	2241 784 2241 784 ---- ---- ---- 2195 273 2195 273	2167 292 2167 293 ---- 2167 292-3 2292 597 2241 780 2241 781	2085 482 2085 482 1772 798 2292 597
23-63-21	WEATHERSTRIP, Quarter Window Belt Outer Sp. Cl. Cp., SC1, SC2, except SD3 Sp. Cl. Cp., SD3 Cv. Cp., SP2, SD2, SC1, SC2 Cv. Cp., SD3 Sp. Cl. Cp., Cv. Cp., SY1 Cl. Sed. w/CLIPS Cl. Sed. w/o Clips Cl. Sed.	1 1 1 1 1 2 2 1	2195 440-1 ---- ---- ---- ---- 2195 401 2195 272 ----	2254 996-7 2093 546-7 2254 996-7 2166 572-3 ---- ---- 2254 996-7	2093 546-7 2166 572-3 2094 648-9
23-63-22	CLIP, Quarter Window Belt Outer Weatherstrip Cl. Sed. Outer	★	2195 899		
23-63-33	WEATHERSTRIP and WEATHERCORD, Front Door 4 D., 4 D. Sub., except SD3 Blue Green Cocoa Gray Red, Right Left Sp. 4D., SP2H, SD2H, Blue Green Cocoa Gray Red Sp. Cl. Cp., Cl. Sed. Blue Green Cocoa Gray Red Sp. Cl. Cp., SP1, SP2, SD1, SD2 Medium, Blue Green Cocoa Gray Dark Blue Cordovan Red Black	2 2 2 2 1 1 2 2 2 2 2 2 2 2 2 2 2 2 2 2 2 2 2	*2274 900 *2274 901 *2274 902 *2274 903 *2274 904 2274 904 ---- ---- ---- ---- ---- 2249 645 2249 646 2249 647 2249 648 2274 899 2274 904 ---- ---- ---- ---- ---- 2249 645 2249 646 2249 647 2249 648 2274 899 ---- ---- ---- ---- ---- ---- ----	*2249 645 *2249 646 *2249 647 *2249 648 *2274 899 2249 667 2249 673 2249 674 2249 675 2249 676 2249 677 2249 645 2249 646 2249 647 2249 648 2274 899 2249 668 2249 669 2249 670 2249 671 2249 762 2249 763 2274 899 2297 198	

★ Indicates use as required.
 □ Indicates parts not listed in any previous parts book.
 March 8, 1963 Supersedes May 1, 1962.

Printed in U.S.A.
 Prices and specifications subject to change without notice.
 Right and left part numbers are on same line,
 first number is right, second number is left.
 * Indicates change or addition.

CODE	PART NAME AND DESCRIPTION	PER CAR	VALIANT LANCER	PLYMOUTH DODGE	CHRYSLER IMPERIAL
23-63-O WEATHERSTRIP - Cont'd					
23-63-33	WEATHERSTRIP and WEATHERCORD - Cont'd				
	Cv. Cp., SP2,SD2				
	Medium, Blue	1	----	2249 746-7	
	Green	1	----	2249 748-9	
	Cocoa	1	----	2249 750-1	
	Gray	1	----	2249 752-3	
	Red	1	----	2249 754-5	
	Dark Blue	1	----	2249 756-7	
	Cordovan	1	----	2249 758-9	
	Black	1	----	2249 760-1	
	Cl. Sed., SP1,SP2,SD1,SD2				
	Blue	2	----	2249 645	
	Green	2	----	2249 646	
	Cocoa	2	----	2249 647	
	Gray	2	----	2249 648	
	Red	2	----	2274 899	
	Cl. Sed., SP1M,SP2M				
	Red	1	----	2249 884-5	
WEATHERSTRIP and WEATHERCORD,Rear Door					
	Sp. 4 D., SP2H,SD2H, Blue	2	----	2249 673	
	Green	2	----	2249 674	
	Cocoa	2	----	2249 675	
	Gray	2	----	2249 676	
	Red	2	----	2249 677	
	4 D., 4 D. Sub., except SD3				
	Blue	2	2249 645	2249 668	
	Green	2	2249 646	2249 669	
	Cocoa	2	2249 647	2249 670	
	Gray	2	2249 648	2249 671	
	Red	2	2274 899	2249 672	
WEATHERSTRIP, Door					
	4 D., SD3				
	Front	2	----	1883 504	1883 504
	Rear, Right	1	----	Ⓜ2218 305	Ⓜ2218 305
	Left	1	----	*1883 520	*1883 520
	Sp. 4 D., Sp. 4 D. Sub., SD3, SC1,SC2,SC3				
	Front	1	----	2165 304-5	2165 304-5
	Rear	1	----	2165 488-9	2165 488-9
	Sp. 4 D., except SD3, On Center Pillar	1	----	2254 706-7	
	Sp. Cl. Cp., Cv. Cp., SD3,SC1,SC2	1	----	1952 852-3	1952 852-3
	Sp. 4 D., SY1	1	----	-----	1810 704-5
	Hinge Pillar, Front	1	----	-----	1751 620-1
	Lock Pillar, Front	1	----	-----	1751 742-3
	Bottom, Front	1	----	-----	2094 960-1
	Hinge Pillar, Rear	1	----	-----	1751 654-5
	Lock Pillar, Rear	1	----	-----	1751 774-5
	Bottom, Rear	1	----	-----	
	Lock Pillar to Lock Pillar Angle	2	----	-----	1690 874
	Sp. Cl. Cp., SY1	1	----	-----	1810 704-5
	Sp. Cl. Cp., Cv. Cp., SY1				
	Lock Pillar	1	----	-----	1751 646-7
	Bottom	1	----	-----	1751 744-5
	Cv. Cp., SY1	1	----	-----	1810 706-7
	WEATHERSTRIP, Front Door Hinge Pillar Auxiliary				
	Sp. 4 D., Sp. Cl. Cp., Cv. Cp., SY1	1	----	-----	1751 570-1
	WEATHERSTRIP, Roof Side Rail				
	Sp. 4 D., SY1, except SD3	1	----	2254 384-5	2188 688-9
	Sp. 4 D., Sp. 4 D. Sub., Sp. Cl. Cp., SD3, SC1, SC2, SC3	1	----	2094 484-5	2094 484-5
	Sp. Cl. Cp., SY1, except SD3	1	2242 714-5	2254 382-3	2093 630-1
	WEATHERSTRIP, Door Vent Wing Frame Front Corner				
	Cv. Cp., SP2,SD2,SC1,SC2	1	----	2189 918-9	1954 718-9
	Cv. Cp., SD3	1	----	1954 718-9	
	WEATHERSTRIP, Quarter Outside Panel Lock Face				
	Belt				
	Sp. Cl. Cp.	1	2259 054-5		

★ Indicates use as required.

Ⓜ Indicates parts not listed in any previous parts book.

Right and left part numbers are on same line, first number is right, second number is left.

* Indicates change or addition.

Printed in U.S.A.

Prices and specifications subject to change without notice.

March 8, 1963 Supersedes May 1, 1962.

1962 PASSENGER CAR PARTS CATALOG

BODY

CODE	PART NAME AND DESCRIPTION	PER CAR	VALIANT LANCER	PLYMOUTH DODGE	CHRYSLER IMPERIAL
23-63-O WEATHERSTRIP - Cont'd					
23-63-33	WEATHERSTRIP, Rear Door Upper Hinge Side Sp. 4 D., Sp. 4 D. Sub., SD3, SC1, SC2, SC3	1	----	2165 484-5	2165 484-5
	SEAL, Rear Door Rear Upper Corner Lock Side Sp. 4 D., except SD3	1	----	2254 124-5	
	SEAL, Body Lock Pillar Belt to Door Sp. Cl. Cp., Cv. Cp., SC1, SC2, except SD3	1	----	2167 198-9	1954 618-9
	Sp. Cl. Cp., Cv. Cp., SD3	1	----	1954 618-9	
	SEAL, Quarter Window Opening Weatherstrip 4 D., Sp. Cl. Cp., Cl. Sed.	2	2082 456		
	4 D. Sub. Front	2	2082 456		
	SEAL, Front Door Opening Upper Rear Corner 4 D., 4 D. Sub., except SD3	2	2082 973	2082 973	
	Cl. Sed.	2	2082 974	2082 973	
	SEAL, Rear Door Opening Upper Corner 4 D., 4 D. Sub., except SD3	4	2082 974	2082 974	
23-63-37	SEAL, Roof Rail Weatherstrip Retainer to Roof Rail Sp. 4 D., Sp. Cl. Cp., SY1, except SD3	2	----	2254 766	2189 860
	SD3, SC1, SC2, SC3, Sp. Cl. Cp.	2	----	B2424 674	B2424 675
	SD3, SC1, SC2, SC3, Sp. 4 D., Sub.	2	----	B2424 675	B2424 675
	SEAL, Roof Rear Rail to Rear Upper Pillar to Tailgate Glass Run Channel Sub., except SD3	2	----	2254 767	
23-63-55	RETAINER, Roof Side Rail Weatherstrip Sp. 4 D., SY1, except SD3	1	----	2167 216-7	2252 330-1
	Sp. 4 D., Sub., SD3, SC1, SC2, SC3	1	----	2196 671-2	2196 671-2
	PKG.	1	----	----	125 978
	SCREW	32	----	----	
	Sp. Cl. Cp., except SD3	1	2195 410-1	2167 226-7	
	Sp. Cl. Cp., SD3, SC1, SC2	1	----	2196 669	2196 669
	PKG., Right	1	----	2196 670	2196 670
	Left	1	----	125 978	125 978
	SCREW	24	----		
23-63-58	CAP, Roof Side Rail Weatherstrip Retainer Sp. 4 D., Sp. Cl. Cp., except SD3	1	----	2252 608-9	
23-63-94	WEATHERSTRIP, Rear Door Window Glass Front Frame Sp. 4 D., SY1, except SD3	1	----	2166 964-5	1810 016-7
	Sp. 4 D., Sub., SD3, SC1, SC2, SC3	1	----	1954 544-5	1954 544-5
23-63-100	WEATHERSTRIP, Quarter Window Glass 4 D.	1	2243 264-5		
	Sub., except SD3	1	----	2251 320-1	2259 417-8
	Sub., SD3	1	----	2259 417-8	
	Sub. Front	1	2243 266-7		
	Rear	1	2083 162-3		
	Sp. Cl. Cp. Stationary	1	2195 968-9		
	Cl. Sed. Stationary	1	2195 308-9		
23-63-104	WEATHERSTRIP, Quarter Window Glass Front Frame Sp. Cl. Cp., Cv. Cp., SC1, SC2, except SD3	1	2242 706-7	2166 964-5	1954 544-5
	Sp. Cl. Cp., Cv. Cp., SY1, SD3	1	----	1954 544-5	1751 610-1
23-63-106	WEATHERSTRIP, Quarter Window Opening Upper Frame Cl. Sed.	2	2195 764		
	SEAL, Quarter Window Opening Frame to Body Cl. Sed.	2	2254 782		
	SEAL, Quarter Window Opening Upper Frame to Drain Trough Cl. Sed., V1H, L1H	2	2422 451		

* Indicates use as required.

B Indicates parts not listed in any previous parts book.

March 8, 1963 Supersedes May 1, 1962.

Printed in U.S.A.

Prices and specifications subject to change without notice.

Right and left part numbers are on same line,

first number is right, second number is left.

* Indicates change or addition.

CODE	PART NAME AND DESCRIPTION	PER CAR	VALIANT LANCER	PLYMOUTH DODGE	CHRYSLER IMPERIAL
23-63-O WEATHERSTRIP - Cont'd					
23-63-110	LOCKINGSTRIP, Quarter Window Glass Weatherstrip				
	4 D. Mylar	1	2243 272-3		
	4 D. Sub., except SD3				
	Rubber	2	---- --	2255 027	
	Mylar	2	---- --	2422 471	
	4 D. Sub. Front, Mylar	1	2243 268-9		
	Rear, Mylar	2	2243 513		
23-63-112	WEATHERSTRIP, Rear Window Glass				
	4 D., SC1, SC2, SC3, except SD3	1	2082 275	2216 315	1963 684
	Sp. 4 D., SC1, SC2, except SD3	1	---- --	2216 315	1963 684
	4 D., Sp. 4 D., SD3	1	---- --	1963 684	
	Sp. 4 D., SC1, SC2, SC3				
	w/High Window	1	---- --	---- --	1952 661
	Sp. 4 D., SY1L, SY1M	1	---- --	---- --	2189 909
	Sp. 4 D., SY1H	1	---- --	---- --	1961 509
	Sp. Cl. Cp., SC1, SC2, except SD3	1	2082 275	2216 315	2093 652
	Sp. Cl. Cp., SD3, SY1	1	---- --	2093 652	2093 399
	Cl. Sed.	1	2082 275	2216 315	
23-63-114	LOCKINGSTRIP, Rear Window Glass Weatherstrip				
	NOTE: See Exterior Moulding Illustrations in Front of Group 23 - Body.				
23-63-126	WEATHERSTRIP, Door Vent Wing				
	Sp. 4 D., Sp. 4 D. Sub., Sp. Cl. Cp., Cv. Cp., SC1, SC2, SC3, except SD3	1	2195 700-1	2254 586-7	1950 592-3
	Sp. 4 D., Sp. 4 D. Sub., Sp. Cl. Cp., Cv. Cp., SD3	1	---- --	1950 592-3	
	Sp. 4 D., Sp. Cl. Cp., Cv. Cp., SY1	1	---- --	---- --	2094 334-5
	4 D., 4 D. Sub., Cl. Sed., except SD3	1	2081 356-7	2167 680-1	1950 594-5
	4 D., SD3	1	---- --	1950 594-5	
	WEATHERSTRIP, Door Vent Wing Auxiliary, except SD3	2	---- --	B2217 908	
23-63-127	RETAINER and DIVISIONAL CHANNEL, Door Vent Wing Weatherstrip				
	4 D., 4 D. Sub., Cl. Sed., except SD3	1	2259 344-5	2167 340-1	2254 474-5
	4 D., SD3	1	---- --	2254 474-5	
	RETAINER, Door Vent Wing Weatherstrip				
	Sp. 4 D., Sp. Cl. Cp., Cv. Cp., except SD3				
	Upper, Right	1	2195 689	2216 240	
	Left	1	2195 689	2216 241	
	NOTE: Also see Part Type Code 23-64-48.				
23-63-171	WEATHERSTRIP, Tailgate Opening Lower				
	Sub., except SD3	1	2259 383	2251 458	2189 350
	Sub., SD3	1	---- --	2189 350	
23-63-172	WEATHERSTRIP, Deck Lid Opening				
	Except Sub., SP1, SP2, SC1, SC2, SC3	1	2081 503	2216 418	2252 396
	Except Sub., SD1, SD2, SY1	1	---- --	2216 419	B2252 396
	Except Sub., SD3	1	---- --	2252 396	
23-63-173	RETAINER, Deck Lid Opening Lower Panel				
	Except Sub., SD3, SC1, SC2, SC3	1	---- --	1964 506	1964 506
23-63-181	WEATHERSTRIP, Tailgate Glass				
	Sub., except SD3 Inner	1	2251 452	2251 452	1878 650
	Outer, w/Bonded Type Glass .	1	*2252 604	*2252 604	*1878 204
	Outer, w/Riveted Type Glass .	1	---- --	B2217 518	
	Sub., SD3 Inner	1	---- --	1878 650	
	Outer	1	---- --	1878 204	

★ Indicates use as required.

□ Indicates parts not listed in any previous parts book.

Right and left part numbers are on same line,
first number is right, second number is left.

* Indicates change or addition.

1962 PASSENGER CAR PARTS CATALOG

BODY

CODE	PART NAME AND DESCRIPTION	PER CAR	VALIANT LANCER	PLYMOUTH DODGE	CHRYSLER IMPERIAL
------	---------------------------	---------	----------------	----------------	-------------------

23-64-O WINDOW AND VENT WING

NOTE 1: PLACE ORDERS DIRECT WITH EITHER:
 A. YOUR USUAL SOURCE OF SUPPLY FOR MOPAR PARTS
 B. CHRYSLER "SAFEGUARD" DISTRIBUTOR
 C. CENTER LINE PARTS PLANT
 NOTE 2: PLACE ORDERS DIRECT WITH YOUR CHRYSLER "SAFEGUARD" DISTRIBUTOR
 NOTE 3: PLACE ORDERS DIRECT WITH YOUR LOCAL GLASS SOURCE

23-64-4	BUMPER, Door and Quarter Window Down Position Stop SC1, SC2, SC3 w/Electric Window Lift	★	----	1954 083	1954 083
	BUMPER, Window Glass Lower Channel Stop Bracket SY1 Rear and Quarter SY1 Front	★ 2	----	----	1680 109 1381 435
	BUMPER, Quarter Window Regulator Guide Arm Plate Stop SY1	2	----	----	985 563
23-64-10	GLASS, w/Lower CHANNEL, Tailgate Window (see Note 1) Except SD3 Clear Tinted SD3 Clear Tinted	1 1 1 1	*2082 395 *2082 396 ---- ----	E2217 509 E2217 510 *2189 346 *2189 347	*2189 346 *2189 347
	NOTE: For Tailgate Glass Lower Channel See Part Type Code 23-09-64				
23-64-12	STOP, Door and Quarter Window Up Position SC1, SC2, SC3 STOP, Rear Door Window Up Position Sp. 4 D., Sp. 4 D. Sub., SD3, SC1, SC2, SC3 STOP, Quarter Window Up Position Sp. Cl. Cp., SD3, SC1, SC2 Front Rear	★ 2 2 2 2	1909 529 ---- ---- ---- ----	1909 529 1909 530 1963 222 1909 530	1909 529 1909 530 1963 222 1909 530
	BRACKET, Door and Quarter Window Glass Down Position Stop SC1, SC2, SC3 w/Electric Window Lifts	★	----	1963 393	1963 393
	SUPPORT, Electric Window Lift Down Position Stop Bracket, except SD3 Front SC1, SC2, SC3, except SD3 Rear SD3 Rear Sp. Cl. Cp., SC1, SC2, except SD3 Quarter Sp. Cl. Cp., Cv. Cp., SD3 Quarter Cv. Cp., SP2, SD2 Quarter	1 2 2 2 2 2	---- ---- ---- ---- ---- ----	2254 042-3 2254 030 1963 392 2216 296 1963 428 2216 296	1963 392 1963 428
	BRACKET, Door Glass Down Position Stop SY1 Front	2	----	----	1475 487
	BRACKET, Door Window Lower Stop SY1 Rear	2	----	----	1750 606
	BRACKET, Quarter Window Stop Support Lower SY1	2	----	----	1750 806
	SUPPORT, Quarter Window Lower Stop SY1	2	----	----	1750 537
	STOP, Door Window Up Position, on Door SY1 Front	2	----	----	1750 609
	STOP, Door Window Up Position, on Rear Track SY1 Rear	1	----	----	1751 692-3
	STOP, Door Window Up Position on Door SY1 Rear	1	----	----	1751 698-9
	SUPPORT, Quarter Window Up Position Stop Bumper, on Glass Lower Channel SY1 Front Rear	1 1	----	----	1750 658-9 1691 104-5

★ Indicates use as required.
 □ Indicates parts not listed in any previous parts book.
 March 8, 1963 Supersedes May 1, 1962.

Printed in U.S.A.
 Prices and specifications subject to change without notice.
 Right and left part numbers are on same line,
 first number is right, second number is left.
 * Indicates change or addition.

CODE	PART NAME AND DESCRIPTION	PER CAR	VALIANT LANCER	PLYMOUTH DODGE	CHRYSLER IMPERIAL
23-64-0 WINDOW AND VENT WING - Cont'd					
23-64-34	RIVET, Front Door Vent Wing Divisional Channel to Frame or Bracket, SD3 RIVET, Quarter Window Frame to Weatherstrip Retainer SD3, SY1 Upper SD3 Lower	★ ★ ★	---- ---- ----	*6000 157 *6000 174 *6000 174	*6000 157 *6000 174 *6000 143
23-64-41	STUD, Door Vent Wing Adjusting SC1, SC2, SC3, except SD3 SD3	★ ★	*1950 830 ----	*1883 554 *1950 830	*1950 830
23-64-46	NUT, Door Vent Wing Frame Lower Corner Cap Self Thread Sp. 4 D., Sp. 4 D Sub., Sp. Cl. Cp., Cv. Cp., SD3, SC1, SC2, SC3	2	----	*2165 703	*2165 703
23-64-47	CAP, Door Vent Wing Lower Corner Sp. 4 D., Sp. 4 D. Sub., Sp. Cl. Cp., Cv. Cp., SD3, SC1, SC2, SC3	1	----	*2165 996-7	*2165 996-7
23-64-48	FRAME and DIVISIONAL CHANNEL, Door Vent Wing SY1 w/o Power Vent w/Power Vent Sp. 4 D., Sp. 4 D. Sub., Sp. Cl. Cp., Cv. Cp., SD3 Sp. 4 D., Sp. 4 D. Sub., Sp. Cl. Cp., SC1, SC2, SC3, Except SD3 Cv. Cp., SC1, SC2, except SD3	1 1 1 1 1	---- ---- ---- ---- ----	---- ---- *2254 484-5 *2254 028-9 *2189 936-7	1960 948-9 2093 942-3 *2254 484-5 *2254 484-5
	DIVISIONAL CHANNEL and MOULDING, Door Vent Wing Sp. 4 D., Sp. 4 D. Sub., Sp. Cl. Cp., Cv. Cp., SD3 Sp. 4 D., Sp. 4 D. Sub., Sp. Cl. Cp., Cv. Cp., SC1, SC2, SC3, except SD3 4 D., 4 D. Sub., Cl. Sed., except SD3	2 2 2	---- ---- ----	*2254 627 *2252 602 *2252 603	*2254 627
23-64-48	FRAME and RETAINER, Door Vent Wing Weatherstrip Lower Sp. Cl. Cp.	1	2216 518-9		
	NOTE: Also see Part Type Code 23-63-127.				
23-64-49	FRAME, Door Vent Wing Sp. Cl. Cp.	1	2195 694-5		
23-64-60	RIVET, Door Vent Wing Frame to Lower Retainer Sp. 4 D., Sp. 4 D. Sub., Sp. Cl. Cp., Cv. Cp., SD3, SC1, SC2, SC3	2	----	*1578 269	*1578 269
23-64-62	PLATE, Door Vent Wing Glass Outer Lower Attaching 4 D., Sp. 4 D., Sub., Sp. Cl. Cp., Cl. Sed., except SD3	1	----	*2216 210-1	
23-64-66	FRAME, Rear Window Opening Upper 4 D., Sp. 4 D., Sp. Cl. Cp., Cl. Sed., except SD3 4 D., Sp. 4 D., SD3, SC1, SC2, SC3 w/Low Window Sp. 4 D., SC1, SC2, SC3 w/High Window Sp. Cl. Cp., SD3, SC1, SC2 Sp. 4 D., SY1 Sp. Cl. Cp., SY1 Sp. 4 D., SY1H End Center	1 1 1 1 1 1 1 1 1	*2081 227 ---- ---- ---- ---- ---- ---- ---- ----	*2166 281 *1909 322 ---- *1909 323 ---- ---- ---- ---- ----	*1909 322 1963 229 *1909 323 1877 358 1877 359 2189 372-3 2189 374

★ Indicates use as required.
 ☐ Indicates parts not listed in any previous parts book.
 Right and left part numbers are on same line, first number is right, second number is left.
 * Indicates change or addition.

Printed in U.S.A.
 Prices and specifications subject to change without notice.
 May 1, 1962 .

1962 PASSENGER CAR PARTS CATALOG

BODY

CODE	PART NAME AND DESCRIPTION	PER CAR	VALIANT LANCER	PLYMOUTH DODGE	CHRYSLER IMPERIAL
23-64-O WINDOW AND VENT WING - Cont'd					
23-64-66	FRAME, Rear Window Opening Side				
	4 D., Sp. 4 D., SD3, SC1, SC2, SC3				
	w/Low Window	1	----	*1882 020-1	*1882 020-1
	Sp. 4 D., SC1, SC2, SC3				
	w/High Window	1	----	----	1952 878-9
	Sp. Cl. Cp., SD3, SC1, SC2	1	----	*1861 142-3	*1861 142-3
	Sp. 4 D., SY1L, SY1M	1	----	----	1877 360-1
	Sp. Cl. Cp., SY1L, SY1M	1	----	----	1877 362-3
	Sp. 4 D., SY1H	1	----	----	2189 370-1
	FRAME, Rear Window Opening Lower, Except Sub. and Cv. Cp., except SD3	1	*2081 226	*2166 284	
Sp. 4 D., SY1H	1	----	----	1961 513	
4 D., Sp. 4 D., SD3, SC1, SC2, SC3					
End	1	----	*1954 668-9	*1954 668-9	
4 D., Sp. Cl. Cp., Cl. Sed.					
End	1	2081 248-9			
23-64-67	REINFORCEMENT, Rear Window Upper Frame				
	Sp. 4 D., SY1	1	----	----	1877 364-5
	Sp. Cl. Cp., SY1	1	----	----	1877 390-1
23-64-71	BUMPER or PLUG, Door Glass Upper Corner, on Divisional Channel				
	Sp. 4 D., Sp. 4 D. Sub., Sp. Cl. Cp., Cv. Cp., SC1, SC2, SC3, except SD3	1	*2242 716-7	*2167 326-7	*1964 228-9
	Sp. 4 D., Sp. 4 D. Sub., Sp. Cl. Cp., Cv. Cp., SD3	1	----	*1964 228-9	
	Sp. 4 D., Sp. Cl. Cp., Cv. Cp., SY1	2	----	----	2093 809
23-64-74	SEAL, Door Vent Wing to Door Inner Panel				
	Sp. 4 D., Sp. 4 D. Sub., Sp. Cl. Cp., Cv. Cp., SD3, SC1, SC2, SC3	2	----	*2165 519	*2165 519
23-64-75	MOTOR and TRANSMISSION, Electric Vent Wing SY1	1	----	----	2093 030-1
23-64-76	BRACKET, Electric Vent Wing Motor Mounting SY1	1	----	----	1961 802-3
23-64-78	DRIVE SHAFT, GEAR and RETAINER, Electric Vent Wing SY1	1	----	----	2093 048-9
23-64-79	COUPLING, Electric Vent Wing Shaft to Pivot SY1	2	----	----	1961 977
23-64-83	SHIM, Electric Vent Wing Motor Mounting Bracket to Door SY1	2	----	----	6006 512
23-64-174	GLASS and FRAME, Quarter Window (see Note 1)				
	Sp. Cl. Cp., SC1, SC2, except SD3				
	Clear	1	*2242 712-3	*2216 382-3	*1961 782-3
	Solex	1	2242 932-3	2216 380-1	1961 784-5
	Cv. Cp., SC1, SC2, except SD3				
	Clear	1	----	*2189 716-7	*1909 682-3
	Solex	1	----	2189 718-9	1909 684-5
	Sp. Cl. Cp., SD3				
	Clear	1	----	*1961 782-3	
	Solex	1	----	*1961 784-5	
Cv. Cp., SD3					
Clear	1	----	*1909 682-3		
Solex	1	----	*1909 684-5		

NOTE: For Models not listed see Part Type Code 23-64-311.

★ Indicates use as required.
 ☐ Indicates parts not listed in any previous parts book.
 May 1, 1962.

Printed in U.S.A.
 Prices and specifications subject to change without notice.
 Right and left part numbers are on same line,
 first number is right, second number is left.
 * Indicates change or addition.

CODE	PART NAME AND DESCRIPTION	PER CAR	VALIANT LANCER	PLYMOUTH DODGE	CHRYSLER IMPERIAL
23-64-O WINDOW AND VENT WING - Cont'd					
23-64-197	GUIDE, Quarter Window Glass Lower Frame Stabilizer Sp. Cl. Cp., SD3, SC1, SC2	4	----	*1961 681	*1961 681
23-64-198	CHANNEL, Quarter Window Glass Lower Frame Stabilizer Sp. Cl. Cp., SD3, SC1, SC2	1	----	*2252 136-7	*2252 136-7
23-64-237	CLAMP, Door Vent Wing Upper Pivot to Glass SC1, SC2, SC3	2	1708 998	1708 998	1708 998
	PLATE, Door Vent Wing Upper Pivot to Glass Base Anchor SY1	2	----	----	1755 366
23-64-240	PIVOT, Door Vent Wing Upper 4 D., 4 D. Sub., Cl. Sed., except SD3 Sp. 4 D., Sp. Cl. Cp., Cv. Cp., except SD3 PIVOT PACKAGE, Door Vent Wing Upper 4 D., SD3, SC1, SC2, SC3	1 1 1 2	*2259 312-3 ---- ---- ----	*2167 472-3 *2167 472-3 *2216 344-5 ----	*2216 344-5 125 978
23-64-242	BRACKET, Door Vent Wing Upper Pivot SC1, SC2, SC3, except SD3 SD3, SY1 BRACKET and PIVOT, Door Vent Wing Upper Sp. 4 D., Sp. 4 D. Sub., Sp. Cl. Cp., Cv. Cp., SD3, SC1, SC2, SC3 Sp. 4 D., Sp. Cl. Cp., Cv. Cp., SY1 BRACKET, Door Vent Wing Lower Pivot and Handle Shaft Inner, except SD3 CLAMP, Door Vent Wing Lower Pivot Tension SC1, SC2, SC3, except SD3 Right Left SD3	1 1 1 1 1 1 1 1 1	*2081 648-9 ---- *2195 998-9 ---- ---- ---- *2081 379 2081 379 ----	*2167 310-1 *1950 292-3 *2166 680-1 ---- *2167 628-9 *2167 364 2167 365 *1776 504-5	*1950 292-3 *2094 464-5 *2166 680-1 2094 462-3 *1776 504 1776 505
23-64-243	SEAL, Door Vent Wing Lower Bracket to Glass Except SD3 Inner Outer	2 2	---- ----	E2216 220 E2216 221	
23-64-246	SHIM, Door Vent Wing Frame to Door SY1 SPACER, Door Vent Wing Upper Pivot Front 2 D. Sed., 4 D. Sed., Sub., except SD3	* 2	---- ----	---- E2216 208	1349 190
23-64-247	SCREW, Door Vent Wing Upper Pivot Clamp to Bracket SCREW, Door Vent Wing Lower Pivot Tension Clamp	2 2	6000 374 6006 244	6000 374 6003 244	6000 374 6006 244
23-64-248	COVER, Front Door Trim Panel Vent Wing Pivot Notch, except SD3 Blue Green Cocoa Gray Red	2 2 2 2 2	---- ---- ---- ---- ----	*2249 683 2249 684 2249 685 2249 686 2249 687	
23-64-254	TRACK, Rear Door Window Roller 4 D., 4 D. Sub. Sp. 4 D., Sp. 4 D. Sub., except SD3 Front Rear 4 D., SD3	1 1 2 1	*2253 910-1 ---- ---- ----	---- *2253 208-9 2253 205 E2253 914-5	E2253 914-5 E2253 918-9 E2253 921

★ Indicates use as required.

E Indicates parts not listed in any previous parts book.

Right and left part numbers are on same line,
first number is right, second number is left.

* Indicates change or addition.

Prices and specifications subject to change without notice.

Printed in U.S.A.
May 1, 1962.

1962 PASSENGER CAR PARTS CATALOG

BODY

CODE	PART NAME AND DESCRIPTION	PER CAR	VALIANT LANCER	PLYMOUTH DODGE	CHRYSLER IMPERIAL
23-64-O WINDOW AND VENT WING - Cont'd					
23-64-254	TRACK - Cont'd				
	Sp. 4 D., Sp. 4 D. Sub., SD3				
	Front	1	----	2253 918-9	
	Rear	2	----	2253 921	
23-64-255	FRAME, Front Door Window Glass				
	Sp. 4 D., SY1	1	----	----	1750 534-5
	Sp. Cl. Cp., Cv. Cp., SY1	1	----	----	1751 092-3
	Cl. Sed.	1	2195 260-1		
	FRAME, Rear Door Window Glass				
	Sp. 4 D., SY1	1	----	----	1691 842-3
	Front and Top	1	----	----	1691 788-9
	Rear	1	----	----	
23-64-265	GLASS, FRAME and Lower CHANNEL, Front Door Window (see Note 1)				
	Sp. 4 D., Sp. 4 D. Sub., SD3				
	Clear	1	----	1909 694-5	
	Tinted	1	----	1909 696-7	
	Sp. Cl. Cp., SD3	1	----	1909 710-1	
	Clear	1	----	1909 712-3	
	Tinted	1	----	1909 302-3	
	Cv. Cp., SD3	1	----	1909 304-5	
	Clear	1	----		
	Tinted	1	----		
	Sp. 4 D., Sp. 4 D. Sub., SC1, SC2, SC3, except SD3				
	Clear	1	----	2166 714-5	1909 694-5
	Tinted	1	----	2166 716-7	1909 696-7
	Sp. Cl. Cp., SC1, SC2, except SD3				
	Clear	1	2242 922-3	2167 844-5	1909 710-1
	Tinted	1	2242 924-5	2167 846-7	1909 712-3
	Cv. Cp., SP2, SD2, SC1, SC2				
	Clear	1	----	*2167 844-5	1909 302-3
	Tinted	1	----	2167 846-7	1909 304-5
	Cl. Sed.				
	Less Frame, Clear	1	2195 682-3		
	Tinted	1	2195 684-5		
	GLASS, FRAME and Lower CHANNEL, Rear Door Window (see Note 1)				
	Sp. 4 D., Sp. 4 D. Sub., SD3, SC1, SC2, SC3				
	Clear	1	----	*1909 698-9	*1909 698-9
	Tinted	1	----	*1909 700-1	*1909 700-1
	GLASS and Front FRAME, Rear Door Window (see Note 1)				
	Sp. 4 D., except SD3				
	Clear	1	----	*2167 884-5	
	Tinted	1	----	2167 886-7	
NOTE: For Models not listed see Part Type Code 23-64-308.					
23-64-267	FILLER, Quarter Window Upper Front Corner Trim				
	4 D., Sub., 1.40" x 1.90" lgh.				
	Steel	1	*2292 218-9		
	1.60" x 2.65" w/Screw Hole	1	E2292 902-3		
23-64-269	BRACKET and ROLLER, Window Roller Track				
	Sp. 4 D.				
	Rear	6	----	2167 853	
	Sp. Cl. Cp., Cv. Cp.				
	Quarter	6	----	2167 853	
23-64-272	SPACER, Window Glass to Lower Frame, Rubber				
	Sp. 4 D., except SD3				
	Rear	4	----	2167 856	
	Sp. Cl. Cp., Cv. Cp., except SD3				
	Quarter	4	----	2167 856	
	Sub., except SD3				
	Tailgate	2	----	2167 856	
	GROMMET, Window Glass to Lower Frame Rubber				
	Sp. 4 D., except SD3				
	Rear	4	----	2167 857	
	Sp. Cl. Cp., Cv. Cp., except SD3				
	Quarter	4	----	2167 857	

★ Indicates use as required.
 E Indicates parts not listed in any previous parts book.
 March 8, 1963 Supersedes May 1, 1962.

Printed in U.S.A.
 Prices and specifications subject to change without notice.
 Right and left part numbers are on same line,
 first number is right, second number is left.
 * Indicates change or addition.

CODE	PART NAME AND DESCRIPTION	PER CAR	VALIANT LANCER	PLYMOUTH DODGE	CHRYSLER IMPERIAL
23-64-O WINDOW AND VENT WING - Cont'd					
23-64-273	SUPPORT, Door Vent Wing Divisional Channel to Inside Panel Lower SC1, SC2, SC3, except SD3 Right Left SD3 Sp. Cl. Cp.	1 1 2 1	---- ---- ---- 2195 864-5	2167 880 2167 881 1909 856	1909 856 1909 856
23-64-275	STUD, Window Roller Track Adjusting SD3, SC1, SC2, SC3 STUD, Window Roller Track Lower Support Adjusting Sp. 4 D., Sp. 4 D. Sub., SD3, SC1, SC2, SC3 Rear Sp. Cl. Cp., Cv. Cp., SD3, SC1, SC2 Quarter STUD, Window Roller Track Adjusting SY1 Upper Lower	★ ★ ★ ★ ★	1883 554 ---- ---- ---- ----	1883 554 1954 674 1954 674 ---- ----	1883 554 1954 674 1954 674 6006 409 6006 296
23-64-278	GROMMET, Door Vent Wing Upper Pivot Bracket to Glass SC1, SC2, SC3 SY1	2 2	1909 917 ----	1909 917 ----	1909 917 1751 492
23-64-279	WASHER or INSULATOR, Door Vent Wing Upper Pivot Bracket to Glass SY1	2	----	----	1751 489
23-64-280	FRAME, Quarter Window Opening Sp. 4 D. Sub., SD3, Front Cl. Sed. Cl. Sed. Chrome, Upper Cl. Sed. White, Upper Sp. Cl. Cp., Cv. Cp., SY1 Front Upper & Rear	1 1 1 1 1 1	---- ---- 2243 826-7 2195 306-7 ---- ----	1960 066-7 2216 142-3 ---- ----	1960 066-7 1751 890-1 1691 616-7
23-64-281	REINFORCEMENT, Quarter Inside Panel Front Roller Track Sp. Cl. Cp., Cv. Cp., except SD3	1	----	2255 224-5	
23-64-287	PLATE, Quarter Window Glass Lower Frame Mounting Sp. Cl. Cp. w/ROLLERS	1	2195 744-5		
23-64-289	CLAMP and STUD, Window Glass to Lower Frame Sp. 4 D., except SD3, Rear Sp. Cl. Cp., Cv. Cp., except SD3 Quarter	4 4	---- ----	2167 855 2167 855	
23-64-297	SLEEVE NUT, Window Roller Track and Support Sp. 4 D., Sp. 4 D. Sub., SC1, SC2, SC3 4 D., 4 D. Sub., SC1, SC2, SC3 Sp. Cl. Cp.	★ ★ ★	---- 2216 371 ----	2216 371 ---- 2216 371	2216 371 2216 371
23-64-299	TRACK, Quarter Window Roller Sp. Cl. Cp., SD3, SC1, SC2, w/o Studs, Right Left w/STUDS Sp. Cl. Cp., except SD3 w/STUDS, Front Rear Cv. Cp., SD3, SC1, SC2 w/o Studs, Front Rear	1 1 1 1 2 1 1	---- ---- 2259 102-3 ---- ---- ---- ----	2252 128 2252 128 2253 206-7 2253 205 2253 926-7 2252 138-9	2252 128 2252 128 2253 926-7 2252 138-9

★ Indicates use as required.
 □ Indicates parts not listed in any previous parts book.
 Right and left part numbers are on same line,
 first number is right, second number is left.
 * Indicates change or addition.

Printed in U.S.A.
 Prices and specifications subject to change without notice.
 March 8, 1963 Supersedes May 1, 1962.

1962 PASSENGER CAR PARTS CATALOG

BODY

CODE	PART NAME AND DESCRIPTION	PER CAR	VALIANT LANCER	PLYMOUTH DODGE	CHRYSLER IMPERIAL
23-64-O WINDOW AND VENT WING - Cont'd					
23-64-299	TRACK - Cont'd				
	Cv. Cp., except SD3, w/STUDS, Front	1	----	2253 206-7	2166 806-7
	Rear, Right	1	----	2253 205	2166 808
	Left	1	----	2253 205	2166 809
23-64-306	GLASS, w/Lower PIVOT and BRACKET, Door				
	Vent Wing (see Note 1)				
	SY1 Clear	1	*2083 296-7	----	*2094 518-9
	Tinted	1	2083 298-9	----	2094 520-1
	w/Power Vent, Clear	1	----	----	2094 522-3
	Tinted	1	----	----	2094 524-5
	Sp. 4 D., Sp. 4 D. Sub., Sp. Cl. Cp., Cv. Cp.,				
	SD3, SC1, SC2, SC3 Clear	1	----	1954 100-1	1954 100-1
	SD3 Tinted	1	----	1954 102-3	1954 102-3
	4 D., SD3, SC1, SC2, SC3				
	Clear	1	----	1954 104-5	1954 104-5
	Tinted	1	----	1954 106-7	1954 106-7
	GLASS, Door Vent Wing (see Note 1)				
	Except SD3 Clear	2	----	*2166 902	
23-64-308	GLASS, Front Door Window (see Note 1)				
	4 D., 4 D. Sub. Clear	2	*2081 370		
	Tinted	2	2081 355		
	GLASS, Rear Door Window (see Note 1)				
	4 D., 4 D. Sub., SD3 Clear	2	*2081 467	*1883 271	*1883 271
	Tinted	2	2081 547	1883 272	1883 272
	GLASS, Front Door Window (see Note 1)				
	4 D., 4 D. Sub., except SD3				
	Clear	2	----	*2167 766	
	Tinted	2	----	2167 767	
	Cl. Sed. Clear	2	----	2166 888	
	Tinted	2	----	2166 889	
	4 D., SD3 Clear	2	----	1883 268	1883 268
	Tinted	2	----	1883 269	1883 269
	GLASS, Front Door Window (see Note 3)				
	Sp. 4 D., SY1 Clear	1	----	----	*1691 156-7
	Tinted	1	----	----	*1691 196-7
	Sp. Cl. Cp., Cv. Cp., SY1				
	Clear	1	----	----	*1691 076-7
	Tinted	1	----	----	*1691 078-9
	GLASS, Rear Door Window (see Note 1)				
	4 D., 4 D. Sub., except SD3				
	Clear	2	----	*2167 817	
	Tinted	2	----	2167 818	
	GLASS, Rear Door Window (see Note 3)				
	Sp. 4 D., SY1 Clear	1	----	----	*1691 152-3
	Tinted	1	----	----	*1691 174-5
NOTE: For Models not listed see Part Type Code 23-64-265.					
23-64-311	GLASS, Quarter Window (see Note 1)				
	4 D. Clear	2	*2081 198		
	Tinted	2	2081 555		
	4 D. Sub. Front, Clear	2	2259 419		
	Tinted	2	2259 420		
	Rear, Clear	1	2081 196-7		
	Tinted	1	2081 830-1		
	Sp. Cl. Cp., Cl. Sed. Stationary, Clear	2	2195 304		
	Tinted	2	2195 305		
	Cl. Sed. Drop, Clear	2	2243 388		
	Tinted	2	2243 389		

★ Indicates use as required.
 ☐ Indicates parts not listed in any previous parts book.
 March 8, 1963 Supersedes May 1, 1962.

CODE	PART NAME AND DESCRIPTION	PER CAR	VALIANT LANCER	PLYMOUTH DODGE	CHRYSLER IMPERIAL
23-64-0 WINDOW AND VENT WING - Cont'd					
23-64-311	GLASS, Quarter Window (see Note 1)				
	Sub., except SD3 Clear	1	----	*2251 220-1	
	Tinted	1	----	2251 222-3	
	Cl. Sed., except SD3, Clear	2	----	2167 152	
	Tinted	2	----	2167 153	
	Sp. 4 D. Sub., SD3, SC1, SC3, Stationary,				
	Clear	1	----	1878 180-1	1878 180-1
	Tinted	1	----	1878 184-5	1878 184-5
	Glass, Quarter Window (see Note 3)				
	Sp. Cl. Cp., Cv. Cp., SY1				
	Clear	1	----	----	*1691 238-9
	Tinted	1	----	----	*1691 240-1
NOTE: For Models not listed see Part Type Code 23-64-174.					
23-64-314	GLASS, Rear Window (see Note 2)				
	4 D., Sp. 4 D., Sp. Cl. Cp., Cl. Sed.				
	Clear	1	2081 257	2166 288	
	Tinted	1	2081 533	2166 289	
	4 D., Sp. 4 D., SD3, SC1, SC2, SC3				
	w/Low Window, Clear	1	----	1869 630	1869 630
	Tinted	1	----	1954 217	1954 217
	Sp. 4 D., SC1, SC2, SC3				
	w/High Window, Clear	1	----	----	2165 515
	Tinted	1	----	----	1952 643
	Sp. Cl. Cp., SC1, SC2 Clear	1	----	----	*1877 958
	Tinted	1	----	----	*1878 161
	GLASS, Rear Window (see Note 3)				
	Sp. 4 D., SY1L, SY1M				
	Clear	1	----	----	*1877 316
	Tinted	1	----	----	*1877 325
	Sp. 4 D., SY1H				
	Clear	1	----	----	*1961 508
	Tinted	1	----	----	*1961 646
	Sp. Cl. Cp., SY1L, SY1M				
	Clear	1	----	----	*1877 317
	Tinted	1	----	----	*1877 324

23-66-0 WINDSHIELD

NOTE 2: PLACE ORDERS DIRECT WITH YOUR CHRYSLER "SAFEGUARD" DISTRIBUTOR.

NOTE 3: PLACE ORDERS DIRECT WITH YOUR LOCAL GLASS SOURCE.

23-66-65	FRAME, Windshield Opening Side	1	2081 838-9		
	FRAME and Tapping PLATE, Windshield Upper				
	except Cv. Cp.	1	----	*2253 156-7	
	Cv. Cp., SP2, SD2	1	----	2253 539	
23-66-77	REINFORCEMENT, Windshield Opening Upper Frame				
	Sp. 4 D., Sp. Cl. Cp., SY1	1	----	----	2217 261
23-66-135	GLASS, Windshield (see Note 2)				
	Except SD3 Clear	1	*2081 117	*2166 114	
	Tinted	1	2217 285	2167 733	
	Except Cv. Cp., SD3, SC1, SC2, SC3				
	Clear	1	----	2165 418	2165 418
	Tinted	1	----	2165 419	2165 419
	Cv. Cp., SD3, SC1, SC2				
	Clear	1	----	1869 627	1869 627
	Tinted	1	----	1954 216	1954 216
	GLASS, Windshield (see Note 3)				
	SY1 Clear	1	----	----	*1651 431
	Tinted	1	----	----	*1690 871

★ Indicates use as required.

☐ Indicates parts not listed in any previous parts book.

Right and left part numbers are on same line, first number is right, second number is left.

* Indicates change or addition.

1962 PASSENGER CAR PARTS CATALOG

BODY

CODE	PART NAME AND DESCRIPTION	PER CAR	VALIANT LANCER	PLYMOUTH DODGE	CHRYSLER IMPERIAL
22-66-0 WINDSHIELD - Cont'd					
23-66-235	WEATHERSTRIP, Windshield Glass				
	Except Cv. Cp., SD3	1	----	2166 675	
	Except Cv. Cp., SC1, SC2, SC3, except SD3	1	----	2167 048	*2166 675
	Cv. Cp., SP2, SD2, SC1, SC2	1	----	2167 048	1882 146
	Cv. Cp., SD3	1	----	1882 146	
	SY1	1	----	----	2093 638
	Except SP. Cl. Cp.	1	2082 249		
	Sp. Cl. Cp.	1	2217 251		
23-66-239	LOCKINGSTRIP, Windshield Glass Weatherstrip				
NOTE: See Exterior Moulding Illustrations in Front of Group 23 - Body.					
23-67-0 WINDSHIELD WIPER					
23-67-5	ARM, Windshield Wiper				
	SY1	1	----	----	2257 258-9
	Police, Right	1	----	2291 978	
	Left	1	----	2291 977	
	ARM and BRIDGE, Windshield Wiper	1	2076 678-9		
	ARM and Partial BLADE, Windshield Wiper				
	SC1, except SD3 Right	1	----	2290 814	2258 106
	Left	1	----	2290 815	2258 107
	SD3, SC2, SC3	1	----	2258 106-7	2258 108-9
23-67-10	GEAR and DRIVE END COVER PLATE GASKET PACKAGE, Windshield Wiper Motor				
	w/Single Speed Auto-Lite Motor	1	*1879 601	*1879 601	*1879 601
	w/Variable Speed Auto-Lite Motor	1	*1879 601	*1879 598	*1879 598
23-67-16	BRUSH and SPRING PACKAGE, Windshield Wiper Motor				
	w/Single Speed Auto-Lite Motor	1	*1752 518	*1752 518	*1752 518
	w/Variable Speed Auto-Lite Motor	1	*1752 518	*1627 273	*1627 273
23-67-18	BRACKET, Windshield Wiper Motor Mounting				
	SD3 Single Speed	1	----	1838 293	
	SD3 Variable Speed	1	----	1838 289	
	Except SD3 Single Speed	1	2076 355	2258 552	1838 293
	Except SD3 Variable Speed	1	2076 355	2258 562	1838 289
23-67-20	GROMMET, Windshield Wiper Motor Mounting	3	1594 992	1594 992	1594 992
23-67-25	REFILL, Windshield Wiper Blade				
	SD3	2	2196 333	1818 892	1818 892
	Except SD3	2	----	2426 255	
	BLADE, Windshield Wiper				
	SY1	2	----	----	1879 499
23-67-48	ADAPTER, Windshield Wiper Pivot Mounting				
	SY1	1	----	----	1704 062-3
23-67-49	GASKET, Windshield Wiper Pivot Mounting				
	Adapter				
	SY1	2	----	----	1704 066
23-67-50	NUT, Windshield Wiper Pivot Adapter Mounting	2	----	----	1770 140
23-67-76	LEVER or ARM, Windshield Wiper Link Crank				
	SC1, except SD3 Single Speed	1	2076 081	2258 556	1838 936
	Variable Speed	1	2076 081	2258 566	1838 292
	SD3 Single Speed	1	----	1838 936	
	Variable Speed	1	----	1838 292	

★ Indicates use as required.

Ⓛ Indicates parts not listed in any previous parts book.

March 8, 1963 Supersedes May 1, 1962.

Printed in U.S.A.

Prices and specifications subject to change without notice.

Right and left part numbers are on same line, first number is right, second number is left.

* Indicates change or addition.

CODE	PART NAME AND DESCRIPTION	PER CAR	VALIANT LANCER	PLYMOUTH DODGE	CHRYSLER IMPERIAL
23-67-O WINDSHIELD WIPER - Cont'd					
23-67-79	LINK, Windshield Wiper Crank Lever to Pivot Cv. Cp., SC1, except SD3				
	Single Speed, Right	1	----	*2258 554	*1838 934
	Left	1	----	2258 555	2258 458
	Cv. Cp., SD3				
	Single Speed, Right	1	----	*1838 934	
	Left	1	----	*2258 458	
	Except Cv. Cp., SC1, except SD3				
	Single Speed, Right	1	*2076 618	*2258 554	*2198 363
	Left	1	2076 069	2258 555	2258 459
	Except, Cv. Cp., SD3				
	Single Speed, Right	1	----	*2198 363	
	Left	1	----	*2258 459	
	Cv. Cp., SC1, SC2, except SD3				
	Variable Speed, Right	1	----	*2258 564	*1842 407
	Left	1	----	2258 565	2258 457
	Cv. Cp., SD3				
	Variable Speed, Right	1	----	*1842 407	
	Left	1	----	*2258 457	
	Except Cv. Cp., SC1, SC2, SC3, except SD3				
	Variable Speed, Right	1	*2076 617	*2258 564	*2198 348
	Left	1	2076 071	2258 565	2257 849
	Except, Cv. Cp., SD3				
	Variable Speed, Right	1	----	*2198 348	
	Left	1	----	*2257 849	
	SY1				
	Variable Speed, Right	1	----	----	1841 679
	Left	1	----	----	2198 099
23-67-80	RETAINER, Windshield Wiper Link				
	To Pivot	2	1605 299	1605 299	1605 299
	To Crank Arm, Right	1	1642 029	1642 029	1642 029
	Left	1	1886 202	1886 202	1886 202
23-67-81	WASHER, Windshield Wiper Link to Crank Lever, Felt				
	SC1 w/Single Speed Wipers	2	1540 383	1540 383	1540 383
23-67-82	WASHER, Windshield Wiper Link to Pivot Brass	2	1605 604	1605 604	1605 604
	WASHER, Windshield Wiper Link to Motor Brass				
	SC1 w/Single Speed Wipers	1	----	1622 352	1622 352
	WASHER, Windshield Wiper Link to Crank Lever				
	w/Variable Speed Wipers, Plain				
	Type	1	1770 289	1770 289	1770 289
	Spring Type	2	1770 290	1770 290	1770 290
23-67-85	GASKET, Windshield Wiper Pivot Mounting				
	Cv. Cp., SC1, SC2, except SD3	2	----	*2258 455	*1838 242
	Except Cv. Cp., SC1, SC2, SC3, except SD3	2	----	*2258 455	*2198 407
	Cv. Cp., SD3	2	----	*1838 242	
	Except, Cv. Cp., SD3	2	----	*2198 407	
23-67-86	PIVOT, Windshield Wiper				
	Cv. Cp., SP2, SD2, SC1, SC2	2	----	*2275 596	*1841 191
	Except Cv. Cp., SD3, SC1, SC2, SC3				
	Right	1	*2076 241	*2275 596	*2240 526
	Left	1	2076 241	2275 596	2240 527
	Cv. Cp., SD3	2	----	*1841 191	
	Except Cv. Cp., SD3	1	----	*2240 526-7	
	SY1	1	----	----	1841 682-3
23-67-91	SCREW and WASHER, Windshield Wiper Pivot				
	SY1	4	----	----	1704 061
23-67-95	NUT and WASHER, Windshield Wiper Pivot Mounting				
	SC1, SC2, SC3	4	2076 232	2076 232	2076 232

★ Indicates use as required.
 ☐ Indicates parts not listed in any previous parts book.
 Right and left part numbers are on same line,
 first number is right, second number is left.
 * Indicates change or addition.

Printed in U.S.A.
 Prices and specifications subject to change without notice.
 May 1, 1962.

1962 PASSENGER CAR PARTS CATALOG

BODY

CODE	PART NAME AND DESCRIPTION	PER CAR	VALIANT LANCER	PLYMOUTH DODGE	CHRYSLER IMPERIAL
23-67-0 WINDSHIELD WIPER - Cont'd					
23-67-98	MOTOR, Windshield Wiper				
	SC1, except SD3 Single Speed	1	2084 884	2275 595	1879 583
	Except SD3 Variable Speed	1	2084 885	2275 594	1842 964
	SD3 Single Speed	1	----	1879 583	
	SD3 Variable Speed	1	----	1842 964	
23-67-100	SPACER, Windshield Wiper Motor Mounting to Bracket	3	1594 995	1594 995	1594 995
23-67-102	WASHER, Windshield Wiper Motor Mounting to Bracket	3	1594 993	1594 993	1594 993
23-67-129	REINFORCEMENT, Windshield Wiper Motor to Dash Panel Mounting, SD3	1	----	1846 350	1846 350
23-67-139	GASKET, Windshield Wiper Pivot to Cowl	2	2076 084		
23-67-140	NUT, Windshield Wiper Pivot Gasket to Cowl	2	2076 085		
23-67-160	SWITCH, Windshield Wiper				
	SP1, SP2, SC1 Single Speed	1	2275 565	2240 533	1879 267
	SD3 Single Speed	1	----	1879 267	
	SD1, SD2 Single Speed	1	----	2275 583	
	SP1, SP2, SC1, SC2 Variable Speed	1	2256 509	2096 988	2256 518
	SD1, SD2 Variable Speed	1	----	2256 514	
	SC1 Single Speed, use w/Washers	1	----	----	E2426 134
	SD3, SC1, SC2, SC3 Variable Speed, use w/Washers	1	----	E2426 130	E2426 130
	SY1 Variable Speed, use w/Washers	1	----	----	E2426 129
23-67-161	NUT, Windshield Wiper Switch Mounting	1	1339 711	1887 603	
	SP1, SP2	1	----	2258 823	1439 758
	SD1, SD2, SY1				
23-67-163	CIRCUIT BREAKER, Windshield Wiper Switch				
	w/TERMINAL	1	1770 661	1770 661	1770 661
	w/o Terminal	1	1642 384	1642 384	1642 384
23-67-164	SWITCH CONTACT, COVER PLATE and GASKET PACKAGE, Windshield Wiper Motor				
	w/Single Speed-Auto-Lite Motor	1	*1879 602	*1879 602	*1879 602
	w/Variable Speed Auto-Lite Motor	1	*2298 880	*2298 876	*1879 599
	w/Variable Speed General Industries Motor	1	E2448 611		
23-67-166	TERMINAL, Windshield Wiper Circuit Breaker				
	w/Variable Speed Wipers	1	1770 660	1770 660	1770 660
23-67-194	KNOB, Windshield Wiper Switch				
	SL1, SP1, SP2, SY1	1	2275 585	1887 591	2256 282
	SV1, SD1, SD2, SC1, SC2	1	2298 883	2197 379	2257 955
	SD3, SC1, SC2, SC3 w/WASHERS	1	----	2257 481	2257 953
23-67-195	BEZEL, Windshield Wiper Switch				
	SP1, SP2, SC1, SC2, SC3	1	2256 544	1887 602	1887 962
	SD3	1	----	1887 789	
23-67-198	SPRING, Windshield Wiper Switch Control Knob Retaining	1	2076 146		
23-67-202	SPRING, Windshield Wiper Link				
	w/Variable Speed Wipers	2	1605 602	1605 602	1605 602
23-67-203	TRIP, Windshield Wiper Link Spring				
	w/Variable Speed Wipers	2	1753 712	1753 712	1753 712
23-67-204	CAM, Windshield Wiper Link				
	w/Variable Speed Wipers	2	1753 711	1753 711	1753 711

★ Indicates use as required.

E Indicates parts not listed in any previous parts book.
 March 8, 1963 Supersedes May 1, 1962.

Printed in U.S.A.
 Prices and specifications subject to change without notice.
 Right and left part numbers are on same line,
 first number is right, second number is left.
 * Indicates change or addition.