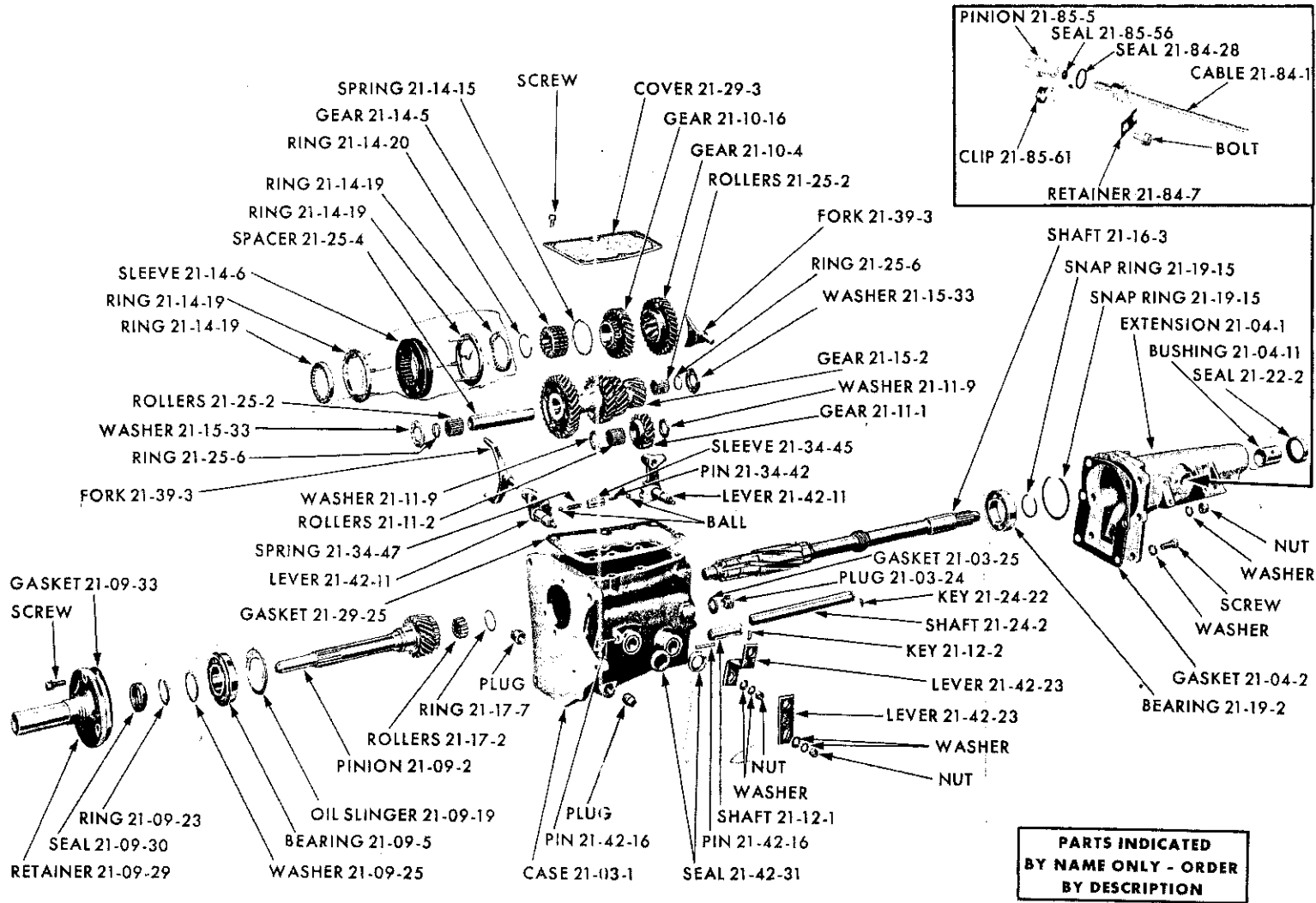


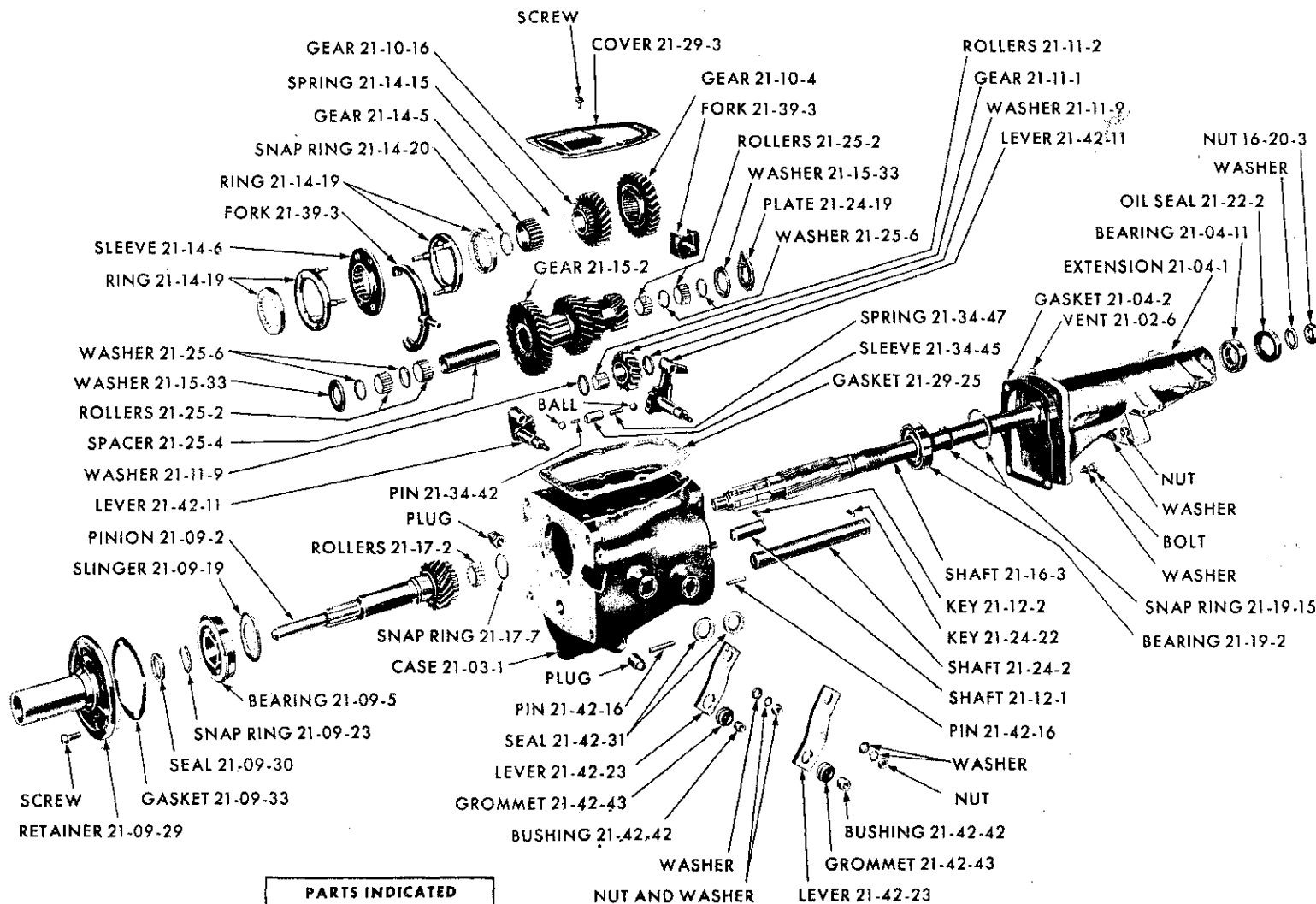
19x9041

STANDARD TRANSMISSION CONTROLS - EXCEPT VALIANT RV1



19x8774B

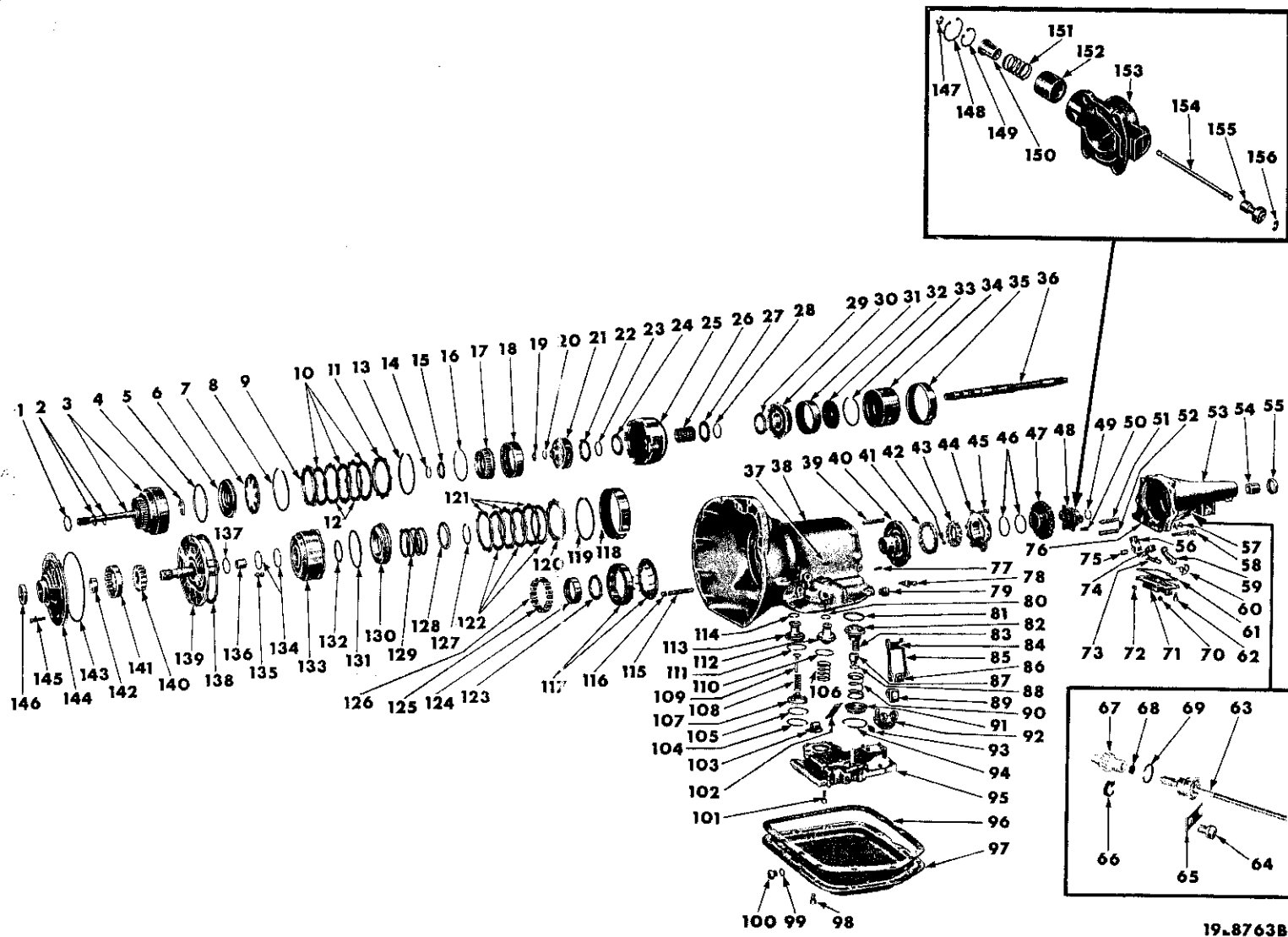
STANDARD TRANSMISSION -- VALIANT RV1 AND PLYMOUTH RP1-2



PARTS INDICATED
BY NAME ONLY - ORDER
BY DESCRIPTION

19x8915

STANDARD TRANSMISSION - PLYMOUTH RP1 (HEAVY DUTY), RP2, DESOTO RS1 AND CHRYSLER RC1

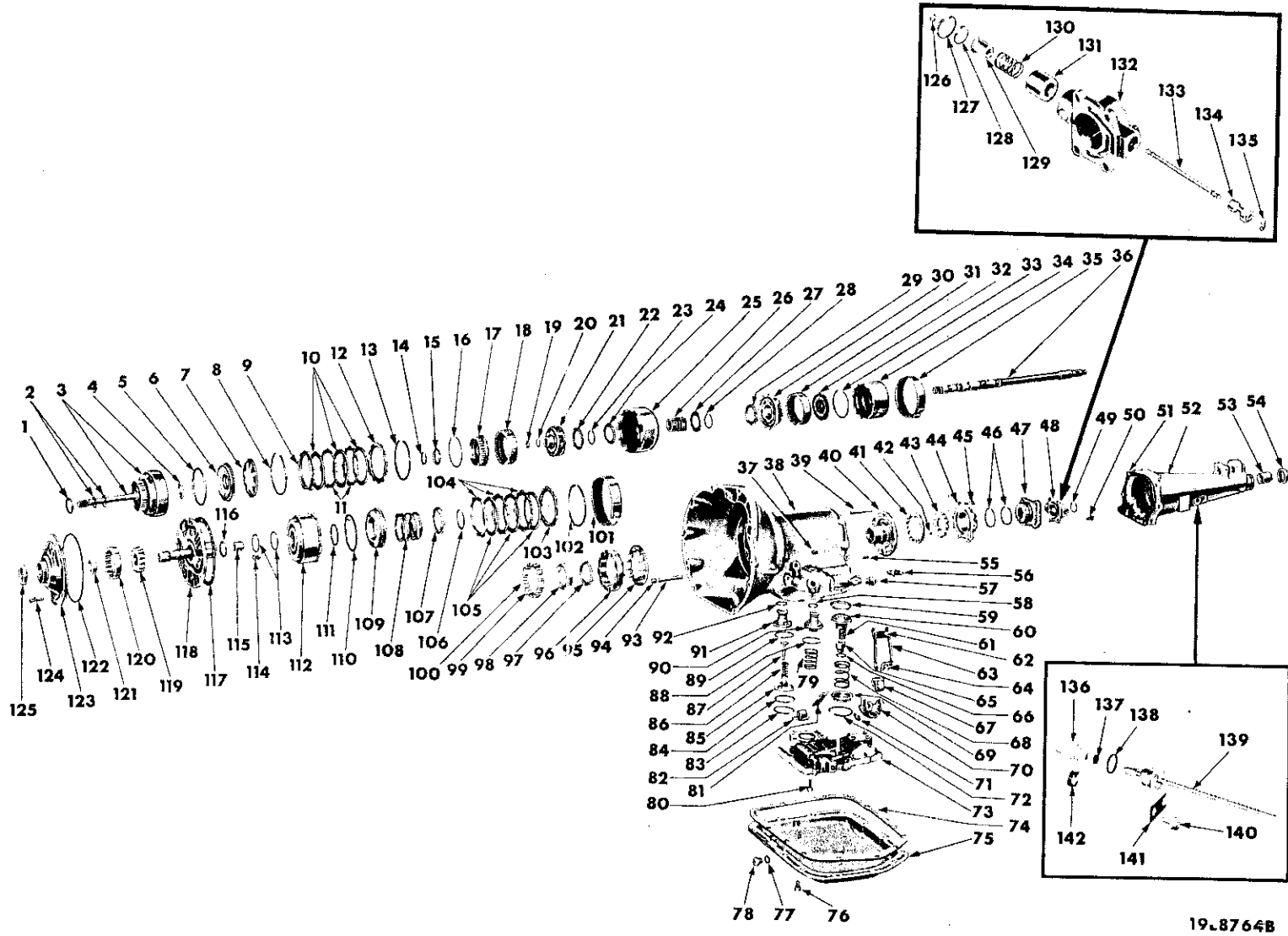


AUTOMATIC 3-SPEED TRANSMISSION - VALIANT RV1

AUTOMATIC 3-SPEED TRANSMISSION - VALLIANT RV1

Ref. No.	Name	Part Type Code	Ref. No.	Name	Part Type Code
1	Washer	21-133-65	80	Ring	21-137-202
2	Ring	21-129-7	81	Seal	21-137-50
3	Shaft, Input	21-129-5	82	Piston, Reverse	21-137-35
4	Seal	21-133-17	83	Spring	21-137-41
5	Seal	21-133-17	84	Anchor	21-136-41
6	Piston	21-133-15	85	Link	21-136-44
7	Spring	21-133-20	86	Strut	21-136-41
8	Snap Ring	21-133-25	87	Plug	21-137-47
9	Plate	21-133-39	88	Snap Ring	21-137-44
10	Disc	21-133-36	89	Lever, Short	21-136-47
11	Plate	21-133-38	90	Spring	21-137-53
12	Plate	21-133-39	91	Retainer	21-137-56
13	Snap Ring	21-133-43	92	Lever, w/Stem	21-136-47
14	Snap Ring	21-134-40	93	Screw	21-136-52
15	Washer	21-134-45	94	Snap Ring	21-137-59
16	Snap Ring	21-134-40	95	Body, w/Transfer Plate	21-139-4
17	Support	21-134-36	96	Gasket	21-119-5
18	Gear	21-134-38	97	Pan	21-119-3
19	Washer	21-05-35	98	Screw	21-119-3
20	Snap Ring	21-05-19	99	Gasket	21-119-12
21	Carrier, Front	21-134-5	100	Plug	21-119-11
22	Washer	21-133-48	101	Screw	
23	Ring	21-133-46	102	Strut	21-136-15
24	Plate	21-133-47	103	Lever	21-136-20
25	Shell	21-133-42	104	Snap Ring	21-137-19
26	Gear, Sun	21-133-40	105	Ring	21-137-8
27	Plate	21-133-47	106	Spring	21-137-205
28	Ring	21-133-46	107	Guide	21-137-13
29	Washer	21-133-48	108	Spring	21-137-22
30	Carrier, Rear	21-134-5	109	Rod	21-137-11
31	Gear	21-134-38	110	Ring	21-137-202
32	Support	21-134-36	111	Ring	21-137-8
33	Snap Ring	21-134-40	112	Piston, Accumulator	21-137-200
34	Drum, Reverse	21-136-65	113	Piston, Kickdown	21-137-5
35	Band, Reverse	21-136-30	114	Ring	21-137-8
36	Shaft, Output	21-05-1	115	Shaft	21-136-23
37	Seal	21-139-47	116	Plug	
38	Case	21-03-1	117	Retainer and Cam	21-136-228
39	Shaft	21-136-49			
40	Housing, Rear	21-118-40	118	Band, Kickdown	21-136-5
41	Rotor, Outer	21-118-7	119	Snap Ring	21-133-43
42	Ball		120	Plate	21-133-39
43	Rotor, Inner (Serviced in 21-118-6)		121	Plate	21-133-38
44	Cover	21-118-53	122	Disc	21-133-36
45	Screw		123	Washer	21-136-237
46	Ring	21-138-38	124	Race	21-136-232
47	Support	21-138-10	125	Spring	21-136-236
48	Housing (Serviced in 21-138-2)		126	Roller	21-136-235
49	Snap Ring	21-138-7	127	Snap Ring	21-133-43
50	Screw		128	Retainer	21-133-22
51	Shaft	4-10-8	129	Spring	21-133-20
52	Bushing	4-10-12	130	Piston	21-133-15
53	Extension	21-04-1	131	Seal	21-133-17
54	Bushing	21-04-11	132	Seal	21-133-17
55	Oil Seal	21-05-12	133	Retainer, Front	21-133-7
56	Lever	4-10-7	134	Ring	21-129-13
57	Screw		135	Screw	
58	Screw		136	Bushing	21-129-23
59	Sprag	4-10-10	137	Washer	21-133-65
60	Spring	4-10-11	138	Gasket	21-129-24
61	Gasket	4-10-16	139	Shaft, Reacting, w/Support	21-129-10
62	Screw		140	Rotor, Inner (Serviced in 21-118-6)	
63	Cable	21-84-1	141	Rotor, Outer (Serviced in 21-118-6)	
64	Screw		142	Bushing	21-118-47
65	Retainer	21-84-7	143	Oil Seal	21-118-45
66	Clip	21-85-61	144	Housing, Front	21-118-40
67	Pinion	21-85-5	145	Screw	21-118-55
68	Seal	21-85-56	146	Oil Seal	21-118-42
69	Seal	21-84-28	147	Snap Ring	21-138-29
70	Plug		148	Snap Ring	21-138-19
71	Cover	4-10-15	149	Snap Ring	21-138-19
72	Plug		150	Weight	21-138-13
73	Adapter	4-10-2	151	Spring	21-138-15
74	Spacer	4-10-9	152	Weight	21-138-13
75	Bearing	4-10-19	153	Body (Serviced in 21-138-2)	
76	Gasket	21-04-2	154	Shaft	21-138-26
77	Pin		155	Valve	21-138-23
78	Screw	21-136-17	156	Snap Ring	21-138-29
79	Switch	21-113-24			

PARTS INDICATED BY NAME ONLY - ORDER BY DESCRIPTION



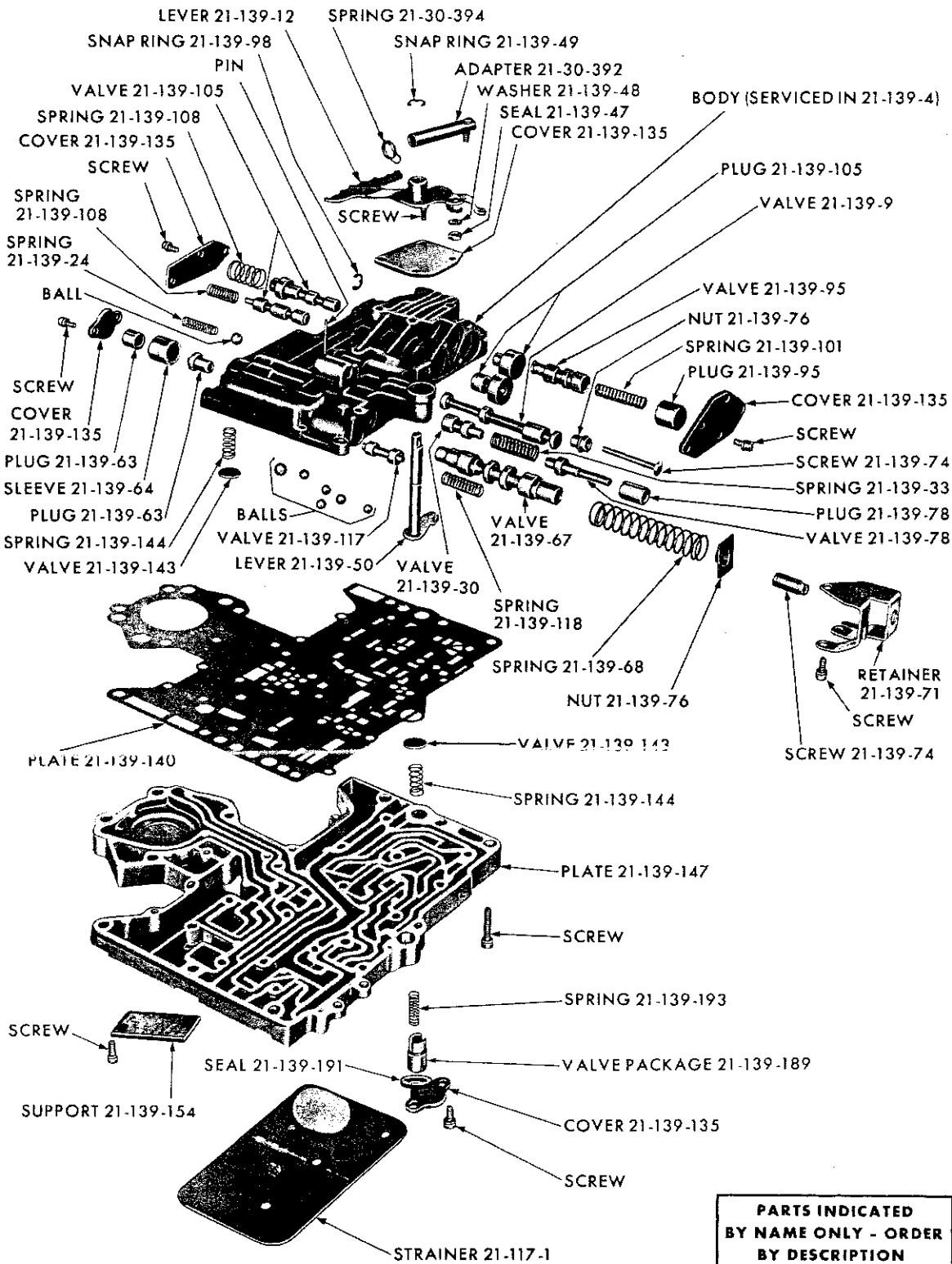
19-8764B

AUTOMATIC 3-SPEED TRANSMISSION - PLYMOUTH RP1

AUTOMATIC 3-SPEED TRANSMISSION - PLYMOUTH RP1

Ref. No.	Name	Part Type Code	Ref. No.	Name	Part Type Code
1	Washer	21-133-65	72	Ring	21-137-59
2	Seal	21-129-7	73	Body, w/Plate	21-139-4
3	Shaft, Input	21-129-5	74	Gasket	21-119-5
4	Seal	21-133-17	75	Pan	21-119-3
5	Seal	21-133-17	76	Screw	21-119-3
6	Piston	21-133-15	77	Gasket	21-119-12
7	Spring	21-133-20	78	Plug	21-119-11
8	Ring	21-133-25	79	Spring	21-137-205
9	Plate	21-133-39	80	Screw	
10	Disc	21-133-36	81	Strut	21-136-15
11	Plate	21-133-38	82	Lever	21-136-20
12	Plate	21-133-39	83	Ring	21-137-19
13	Ring	21-133-43	84	Ring	21-137-8
14	Ring	21-134-40	85	Guide	21-137-13
15	Washer	21-134-45	86	Spring	21-137-22
16	Ring	21-134-40	87	Rod	21-137-11
17	Support	21-134-36	88	Ring	21-137-202
18	Gear	21-134-38	89	Ring	21-137-8
19	Washer	21-05-35	90	Piston	21-137-200
20	Ring	21-05-19	91	Piston	21-137-5
21	Carrier	21-134-5	92	Ring	21-137-8
22	Washer	21-133-48	93	Shaft	21-136-23
23	Ring	21-133-46	94	Plug	
24	Plate	21-133-47	95	Retainer (Serviced in 21-03-1)	
25	Shell	21-133-42	96	Cam (Serviced in 21-03-1)	
26	Gear	21-133-40	97	Washer	21-136-237
27	Plate	21-133-47	98	Race	21-136-232
28	Ring	21-133-46	99	Spring	21-136-236
29	Washer	21-133-48	100	Roller	21-136-235
30	Carrier	21-134-5	101	Band	21-136-5
31	Gear	21-134-38	102	Ring	21-133-43
32	Support	21-134-36	103	Plate	21-133-39
33	Ring	21-134-40	104	Plate	21-133-38
34	Drum	21-136-65	105	Disc	21-33-36
35	Band	21-136-30	106	Ring	21-133-43
36	Shaft, Output	21-05-1	107	Retainer	21-133-22
37	Seal	21-139-47	108	Spring	21-133-20
38	Case	21-03-1	109	Piston	21-133-15
39	Shaft	21-136-49	110	Seal	21-133-17
40	Housing	21-118-40	111	Seal	21-133-17
41	Rotor	21-118-7	112	Retainer	21-133-7
42	Ball		113	Ring	21-129-13
43	Rotor (Serviced in 21-118-6)		114	Screw	
44	Cover	21-118-53	115	Bushing	21-129-23
45	Screw		116	Washer	21-133-65
46	Ring	21-138-38	117	Gasket	21-129-24
47	Support	21-138-10	118	Shaft, w/Support	21-129-10
48	Housing (Serviced in 21-138-2)		119	Rotor, Inner (Serviced in 21-118-6)	
49	Ring	21-138-7	120	Rotor (Serviced in 21-118-6)	
50	Screw		121	Bushing	21-118-47
51	Gasket	21-04-2	122	Seal	21-118-45
52	Extension	21-04-1	123	Housing	21-118-40
53	Bushing	21-04-11	124	Screw	21-118-55
54	Seal	21-05-12	125	Seal	21-118-42
55	Pin		126	Ring	21-138-29
56	Screw	21-136-17	127	Ring	21-138-19
57	Switch	21-113-24	128	Ring	21-138-19
58	Ring	21-137-202	129	Weight	21-138-13
59	Ring	21-137-50	130	Spring	21-138-15
60	Piston	21-137-35	131	Weight	21-138-13
61	Spring	21-137-41	132	Body (Serviced in 21-138-2)	
62	Anchor	21-136-41	133	Shaft	21-138-26
63	Link	21-136-44	134	Valve	21-138-23
64	Strut	21-136-41	135	Ring	21-138-29
65	Plug	21-137-47	136	Pinion	21-85-5
66	Ring	21-137-44	137	Seal	21-85-56
67	Lever	21-136-47	138	Seal	21-84-28
68	Spring	21-137-53	139	Cable	21-84-1
69	Retainer	21-137-56	140	Bolt	
70	Lever	21-136-47	141	Retainer	21-84-7
71	Screw	21-136-52	142	Clip	21-85-61

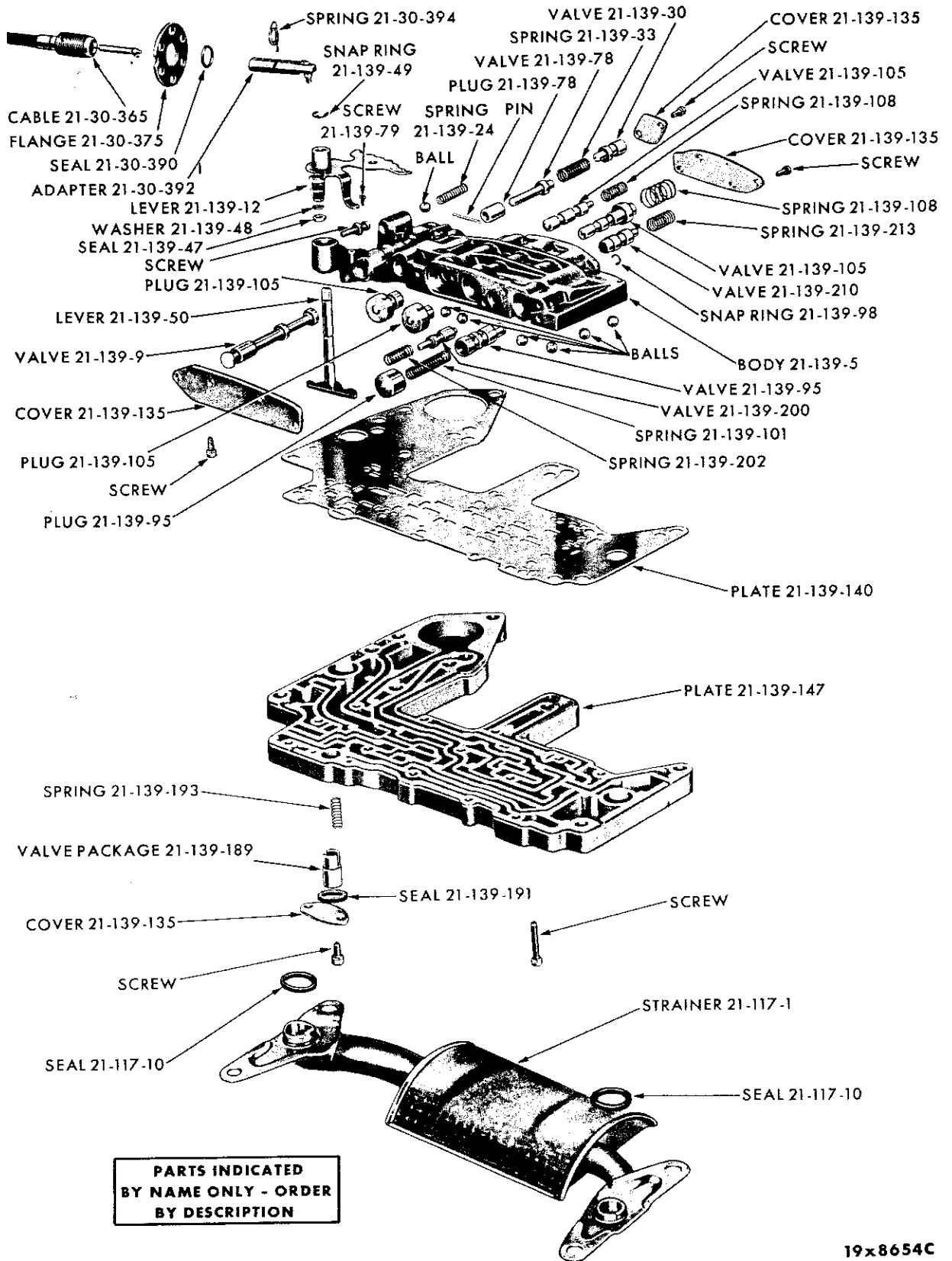
PARTS INDICATED BY NAME ONLY - ORDER BY DESCRIPTION



PARTS INDICATED
 BY NAME ONLY - ORDER
 BY DESCRIPTION

19x8761C

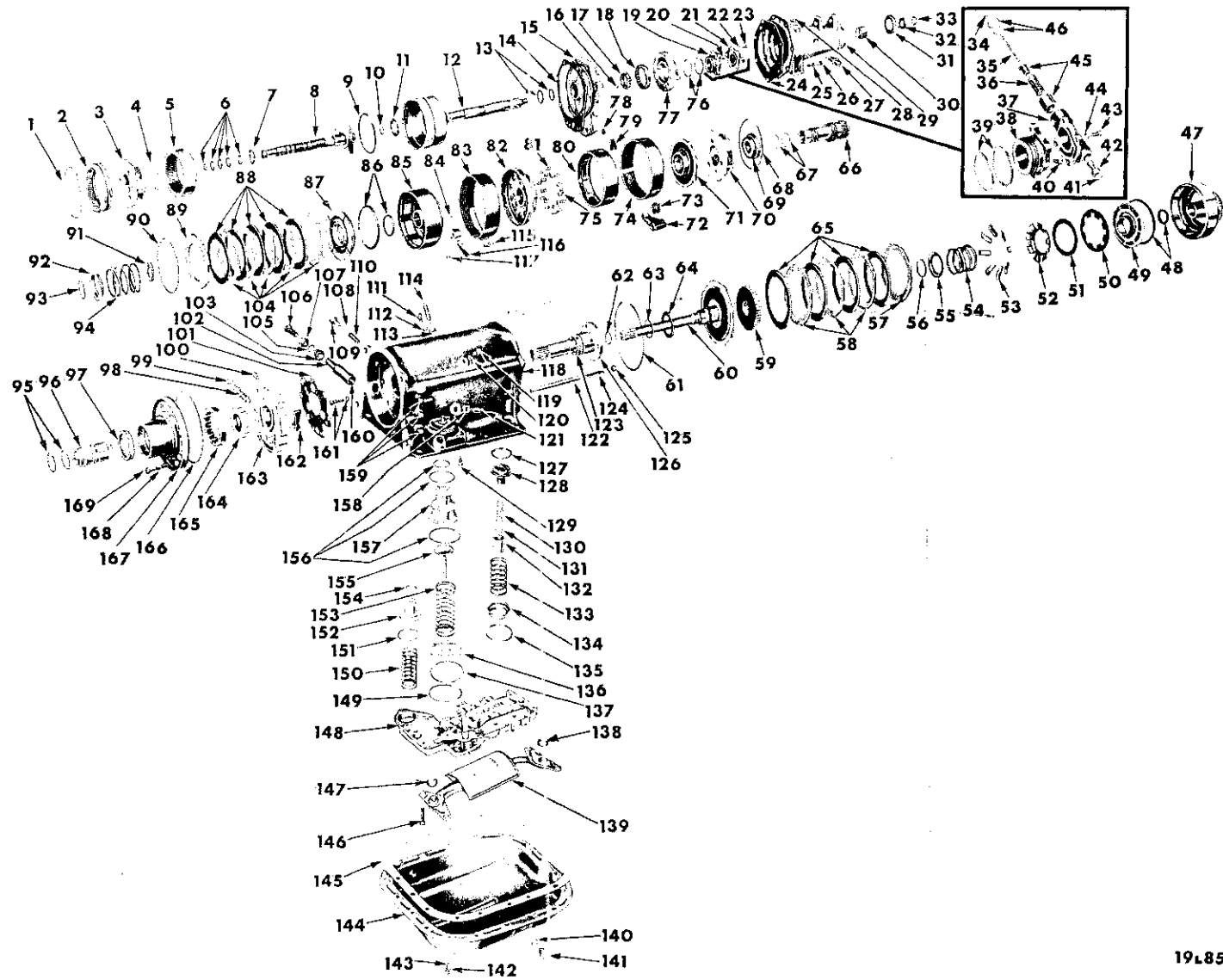
AUTOMATIC 3-SPEED TRANSMISSION VALVE PLATE - VALIANT RV1 AND PLYMOUTH RP1



**PARTS INDICATED
BY NAME ONLY - ORDER
BY DESCRIPTION**

19x8654C

AUTOMATIC 3-SPEED TRANSMISSION VALVE PLATE - EXCEPT VALIANT RV1 AND PLYMOUTH RP1



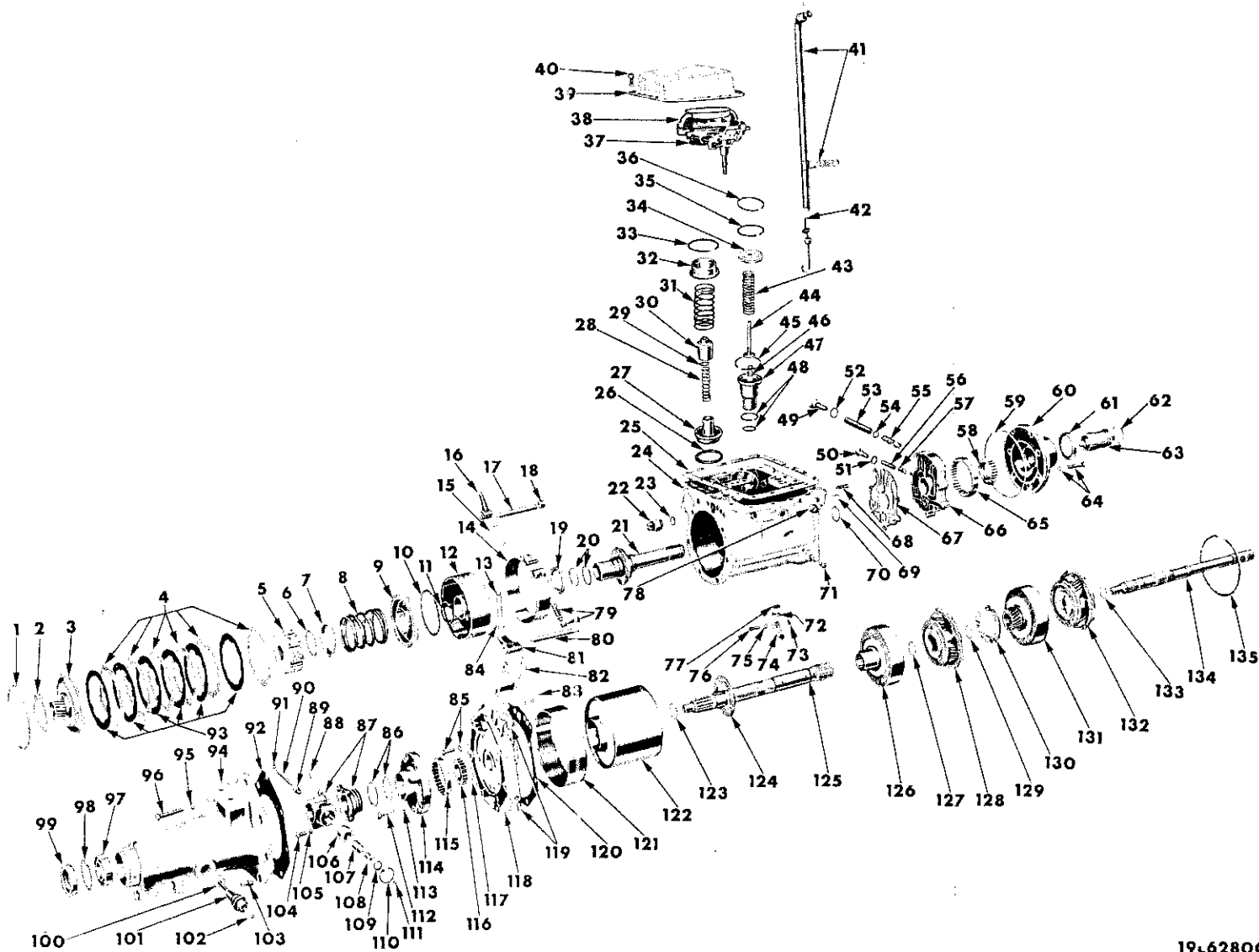
19L8509C

AUTOMATIC 3-SPEED TRANSMISSION - EXCEPT VALIANT RV1 AND PLYMOUTH RP1

AUTOMATIC 3-SPEED TRANSMISSION - EXCEPT VALIANT RV1 AND PLYMOUTH RP1

Ref. No.	Name	Part Type Code	Ref. No.	Name	Part Type Code
1	Snap Ring	21-135-9	86	Ring	21-133-17
2	Gear, Reverse Annulus	21-135-25	87	Piston, Rear Clutch	21-133-15
3	Carrier, Kickdown	21-134-5	88	Disc	21-133-36
4	Washer	21-134-30	89	Plate	21-133-39
5	Gear, Kickdown Annulus	21-134-38	90	Snap Ring	21-133-43
6	Ring	21-129-33	91	Washer	21-133-30
7	Washer or Bearing	21-134-51	92	Retainer	21-133-22
8	Shaft, Intermediate	21-129-30	93	Snap Ring	21-133-25
9	Snap Ring	21-134-40	94	Spring	21-133-20
10	Ring, Small	21-129-33	95	Ring	21-118-38
11	Washer	21-05-35	96	Sleeve	21-118-37
12	Shaft, Output	21-05-1	97	Seal	21-118-42
13	Ring	21-05-18	98	Valve, Retainer	21-131-10
14	Gasket	21-05-26	99	Seat	21-131-20
15	Support, Output Shaft	21-05-25	100	Valve	21-131-35
16	Ball		101	Gasket	21-131-6
17	Pinion	21-118-8	102	Spring	21-131-15
18	Gear	21-118-7	103	Cup	21-131-20
19	Support, Serviced in Package	21-138-2	104	Plate	21-133-38
20	Screw	21-138-9	105	Gasket	21-131-27
21	Body, Serviced in Package	21-138-2	106	Screw	21-131-31
22	Washer		107	Retainer	21-131-25
23	Screw	21-138-6	108	Gasket	21-131-50
24	Gasket	21-04-2	109	Retainer	21-131-45
25	Washer		110	Spring	21-131-40
26	Bolt		111	Screw	21-136-225
27	Pinion	21-85-5	112	Washer	
28	Breather	21-02-6	113	Nut	
29	Extension	21-04-1	114	Screw	21-136-17
30	Bushing	21-04-11	115	Anchor, Kickdown Band	21-136-15
31	Oil Seal	21-05-12	116	Strut, Kickdown Band	21-136-15
32	Washer	16-20-2	117	Seal	21-139-47
33	Nut	16-20-3	118	Case	21-03-1
34	Snap Ring	21-138-29	119	Screw	21-136-225
35	Shaft	21-138-26	120	Washer	
36	Spring	21-138-15	121	Screw	21-136-52
37	Body, Serviced in Package	21-138-2	122	Shaft	21-137-32
38	Support, Serviced in Package	21-138-2	123	Ring	21-129-13
39	Rings	21-138-38	124	Spacer	21-137-33
40	Screw	21-138-9	125	Plug	
41	Snap Ring	21-138-29	126	Shaft, Reaction	21-129-10
42	Valve	21-138-23	127	Ring	21-137-50
43	Screw, w/Washer	21-138-6	128	Piston, Reverse Servo	21-137-35
44	Washer		129	Screw	
45	Weight	21-138-13	130	Spring	21-137-41
46	Snap Ring	21-138-19	131	Snap Ring	21-137-44
47	Retainer, Front Clutch	21-133-7	132	Plug	21-137-47
48	Ring	21-133-17	133	Spring	21-137-53
49	Piston, Front Clutch	21-133-15	134	Retainer	21-137-56
50	Spring	21-133-70	135	Snap Ring	21-137-59
51	Washer or Spacer	21-133-71	136	Guide	21-137-13
52	Retainer	21-133-34	137	Ring	21-137-8
53	Levers, Front Clutch	21-133-32	138	Seal	21-117-10
54	Spring	21-133-20	139	Strainer	21-117-1
55	Retainer	21-133-22	140	Gasket	
56	Snap Ring	21-133-25	141	Plug	
57	Plate	21-133-39	142	Washer	
58	Plate	21-133-38	143	Bolt	21-119-3
59	Hub, Driving Disc	21-133-35	144	Pan	21-119-3
60	Shaft, Input, w/Bushing	21-129-5	145	Gasket	21-119-5
61	Snap Ring	21-133-43	146	Screw	
62	Ring, Small	21-129-7	147	Seal	21-117-10
63	Ring, Large	21-129-7	148	Body, w/Transfer Plate	21-139-4
64	Washer	21-129-8	149	Snap Ring	21-137-19
65	Disc	21-133-36	150	Spring	21-137-205
66	Gear, Reverse Sun	21-134-50	151	Ring, Large	21-137-202
67	Ring	21-133-45	152	Piston, Accumulator	21-137-200
68	Snap Ring	21-136-68	153	Spring	21-137-22
69	Plate	21-134-30	154	Ring, Small	21-137-202
70	Carrier, Low & Reverse	21-135-50	155	Rod, Kickdown Piston	21-137-11
71	Hub, "O" Running Clutch	21-136-230	156	Rings	21-137-8
72	Lever, Low & Reverse Band	21-136-200	157	Piston, Kickdown Servo	21-137-5
73	Strut, Reverse Band	21-136-41	158	Nut	
74	Band, Low & Reverse	21-136-80	159	Plugs	
75	Spring	21-136-236	160	Sleeve	21-131-29
76	Rings	21-138-38	161	Bolt and Washer	
77	Housing, Rear Pump	21-118-40	162	Valve	21-131-12
78	Plug		163	Body, Regulator Valve	21-131-5
79	Anchor, Reverse Band	21-136-41	164	Rotor, Inner	21-118-8
80	Drum, Low & Reverse	21-136-210	165	Rotor, Outer	21-118-7
81	Roller	21-136-235	166	Seal	21-118-45
82	Support, Intermediate	21-136-214	167	Housing, Front Oil Pump	21-118-5
83	Band, Kickdown	21-136-5	168	Washer	
84	Lever, Kickdown Band	21-136-20	169	Bolt	
85	Retainer, Rear Clutch	21-133-7			

PARTS INDICATED BY NAME ONLY - ORDER BY DESCRIPTION



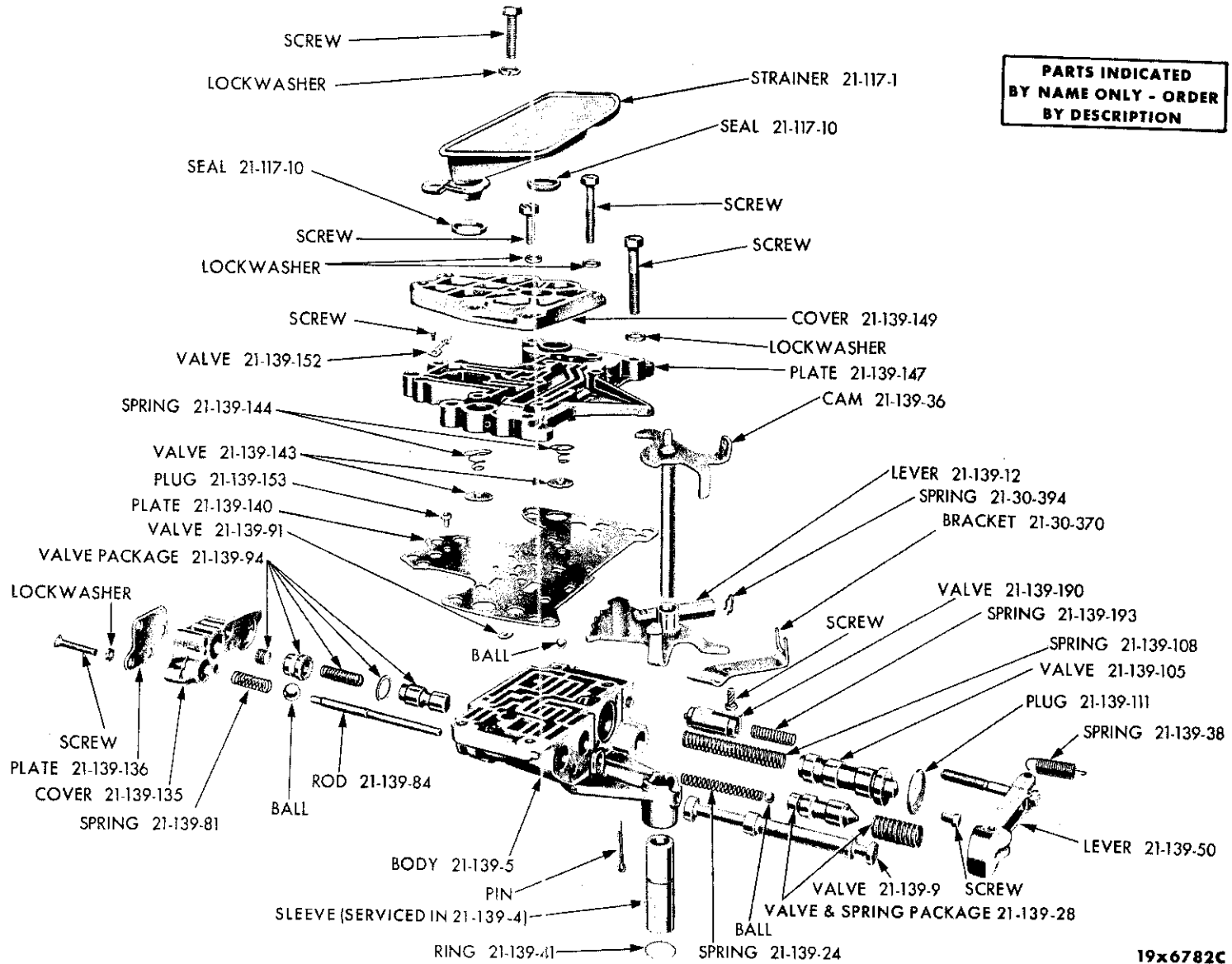
19L6280C

POWERFLITE TRANSMISSION

POWERFLITE TRANSMISSION

Ref. No.	Name	Part Type Code	Ref. No.	Name	Part Type Code
1	Snap Ring	21-133-43	69	Dowel	21-129-16
2	Washer	21-134-30	70	Seal	21-129-12
3	Sun Gear Assembly	21-133-40	71	Plug	
4	Plate	21-133-38	72	Retainer	21-139-45
5	Hub	21-133-35	73	Nut	
6	Snap Ring	21-133-25	74	Lever	21-142-12
7	Retainer	21-133-22	75	Washer	
8	Spring	21-133-20	76	Screw	
9	Piston	21-133-15	77	Felt	21-139-42
10	Ring	21-133-17	78	Plug	
11	Ring	21-133-12	79	Screw and Nut	21-136-17
12	Retainer	21-133-7	80	Shaft	21-136-49
13	Screw	21-136-52	81	Lever	21-136-47
14	Band, Kickdown	21-136-5	82	Link	21-136-44
15	Strut	21-136-15	83	Strut	21-136-41
16	Lever	21-136-20	84	Nut	
17	Shaft	21-136-23	85	Screw and Washer	
18	Plug		86	Rings	21-138-38
19	Washer	21-133-30	87	Support, Serviced in Repair Package	21-138-2
20	Ring	21-129-13	88	Screw	21-138-9
21	Shaft, Reaction	21-129-10	89	Valve	21-138-23
22	Switch Package	21-113-24	90	Shaft	21-138-26
23	Washer	21-113-29	91	Snap Ring	21-138-29
24	Case	21-03-1	92	Gasket	21-04-2
25	Pan Gasket	21-119-5	93	Disc	21-133-36
26	Ring	21-137-50	94	Extension	21-04-1
27	Piston	21-137-35	95	Washers	
28	Spring	21-137-41	96	Screw	
29	Snap Ring	21-137-44	97	Bearing	21-05-2
30	Plug	21-137-47	98	Snap Ring	21-05-8
31	Spring	21-137-53	99	Oil Seal	21-05-12
32	Retainer	21-137-56	100	Pinion	21-85-5
33	Snap Ring	21-137-59	101	Sleeve	21-85-59
34	Guide	21-137-13	102	Retainer	21-85-76
35	Ring	21-137-16	103	Breather	21-02-6
36	Snap Ring	21-137-19	104	Screw	21-138-6
37	Valve Body and Transfer Plate	21-139-4	105	Washer	
38	Strainer	21-117-1	106	Primary Weight	21-138-13
39	Pan	21-119-3	107	Spring	21-138-15
40	Screw and Washer	21-119-3	108	Secondary Weight	21-138-13
41	Tube, w/Bracket	21-119-15	109	Secondary Snap Ring	21-138-19
42	Indicator	21-119-19	110	Snap Ring	21-138-19
43	Spring	21-137-22	111	Snap Ring	21-138-29
44	Rod	21-137-11	112	Screw	
45	Ring	21-137-8	113	Washer	
46	Spring	21-137-20	114	Housing	21-118-40
47	Piston	21-137-5	115	Rear Oil Pump Gear	21-118-7
48	Ring	21-137-8	116	Rear Oil Pump Pinion	21-118-8
49	Retainer	21-131-25	117	Ball	
50	Retainer	21-131-45	118	Support	21-05-25
51	Gasket	21-131-50	119	Plugs	
52	Gasket	21-131-27	120	Gasket	21-05-26
53	Spring	21-131-15	121	Reverse Band	21-136-30
54	Seat	21-131-20	122	Housing	21-135-33
55	Valve	21-131-10	123	Ring	21-05-18
56	Spring	21-131-40	124	Washer	21-135-35
57	Valve	21-131-35	125	Shaft, Output	21-05-1
58	Front Oil Pump Pinion	21-118-6	126	Reverse Gear	21-135-25
59	Oil Seal	21-118-45	127	Snap Ring	21-135-28
60	Housing	21-118-40	128	Reverse Pinion Carrier	21-135-5
61	Oil Seal	21-118-42	129	Snap Ring	21-134-40
62	Ring	21-118-38	130	Washer	21-134-30
63	Sleeve, w/Ring	21-118-37	131	Kickdown Gear	21-134-38
64	Screw and Washer		132	Kickdown Pinion Carrier	21-134-5
65	Front Oil Pump Gear	21-118-6	133	Ring	21-134-40
66	Body Package	21-131-1	134	Input Shaft	21-129-5
67	Gasket	21-131-6	135	Snap Ring	21-134-33
68	Screw				

PARTS INDICATED BY NAME ONLY ARE STANDARD PARTS - ORDER BY DESCRIPTION



PARTS INDICATED BY NAME ONLY - ORDER BY DESCRIPTION

19x6782C

POWERFLITE TRANSMISSION VALVE AND TRANSFER PLATE

CODE	PART NAME AND DESCRIPTION	CYL.	PER CAR	VALIANT	PLYMOUTH	DESOTO	CHRYSLER	IMPERIAL
------	---------------------------	------	---------	---------	----------	--------	----------	----------

STANDARD TRANSMISSION

21-01-O TRANSMISSION SETS OR PACKAGES

21-01-3	GASKET SET.	6	1	2196 062				
			1	----	2196 069			
	Heavy Duty Trans., RC1		1	----	*2240 320	----	*2240 320	

21-02-O TRANSMISSION ASSEMBLY

21-02-1	TRANSMISSION	6	1	1949 992	2125 212			
	Heavy Duty Trans.	6	1	----	2204 472			
		8	1	----	2124 377			
	RP2, Heavy Duty Trans.	8	1	----	2124 768	2124 768		
	RC1	8	1	----	----	----	*2205 076	
21-02-6	VENT.		1	1139 204	2124 715			
	RP1, RP2, Heavy Duty Trans., RC1		1	----	1139 204	1139 204	1139 204	

21-03-O TRANSMISSION CASE

21-03-1	CASE		1	1949 157	1949 910			
	RP1, RP2, Heavy Duty Trans., RC1		1	----	2124 367	2124 367	2124 367	
21-03-24	PLUG, Back-Up Light Switch Hole, RC1		1	1139 153	1139 153	1139 153	1139 153	
21-03-25	GASKET, Plug, RC1		1	1302 807	1302 807	1302 807	1302 807	

21-04-O TRANSMISSION CASE EXTENSION

21-04-1	EXTENSION		1	1949 953	2124 281			
	RP1, RP2, Heavy Duty Trans., RC1		1	----	2124 457	2124 457	2124 457	
21-04-2	GASKET		1	1949 361	1949 361			
	RP1, RP2, Heavy Duty Trans., RC1		1	----	2124 519	2124 519	2124 519	
21-04-11	BUSHING, Extension		1	2124 607	1941 887			
	BEARING, Extension, RP1, RP2, Heavy Duty Trans., RC1		1	----	1672 194	1672 194	1672 194	

21-09-O TRANSMISSION MAIN DRIVE PINION

21-09-2	PINION, 24T., 19T., 10 35/64" lgh.	6	1	1949 842				
	24T., 19T., 12 43/64" lgh.	6	1	----	2124 875			
	24T., 22T., 12 13/32" lgh.	8	1	----	2124 365			
	24T., 18T., 13" lgh., Heavy Duty Trans.	6	1	----	2204 486			
	24T., 20T., 13" lgh., RP2, Heavy Duty Trans., RC1	8	1	----	2124 683	2124 683	2124 683	
21-09-5	BEARING		1	1633 718	1633 718			
	RP1, RP2, Heavy Duty Trans., RC1		1	----	2124 516	2124 516	2124 516	
21-09-19	SLINGER, Bearing Oil, RC1		1	1633 669	1633 669	1633 669	1633 669	
21-09-23	SNAP RING, Bearing, .088" thk. .091" thk.		★	631 823	631 823			
	.094" thk.		★	631 824	631 824			
	.097" thk.		★	631 825	631 825			
	.097" thk.		★	640 332	640 332			
	.086" thk., RP1, RP2, Heavy Duty Trans., RC1		★	----	2125 113	2125 113	2125 113	
	.090" thk., RP1, RP2, Heavy Duty Trans., RC1		★	----	2125 114	2125 114	2125 114	
	.094" thk., RP1, RP2, Heavy Duty Trans., RC1		★	----	2125 115	2125 115	2125 115	
	.098" thk., RP1, RP2, Heavy Duty Trans., RC1		★	----	2125 116	2125 116	2125 116	

★ Indicates use as required.

Numerals in parentheses () refer to notes.

Printed in U.S.A.

☐ Indicates parts not listed in any previous parts book.

Prices and specifications subject to change without notice.

* Indicates change or addition.

Page 21-15

March 1, 1962 Supersedes May 31, 1961.

CODE	PART NAME AND DESCRIPTION	CY L	PER CAR	VALIANT	PLYMOUTH	DESOTO	CHRYSLER	IMPERIAL
------	---------------------------	------	---------	---------	----------	--------	----------	----------

STANDARD TRANSMISSION

21-09-0 TRANSMISSION MAIN DRIVE PINION - Cont'd

21-09-25	WASHER, Bearing		1	631 877	631 877			
21-09-29	RETAINER, Bearing		1	1949 965	1949 363			
	RP1, RC2, Heavy Duty Trans., RC1		1	----	2124 396	2124 396	2124 396	
21-09-30	OIL SEAL, Pinion, RC1		1	1949 343	1949 933	1949 933	1949 933	
21-09-33	GASKET, Bearing Retainer, .009" thk.		★	865 180	865 180			
	.0135" thk.		★	865 181	865 181			
	.0225" thk.		★	* 672 709	* 672 709			
	.009" thk., RP1, RP2, Heavy Duty Trans., RC1		★	----	2124 496	2124 496	2124 496	
	.0135" thk., RP1, RP2, Heavy Duty Trans., RC1		★	----	2124 497	2124 497	2124 497	
	.0225" thk., RP1, RP2, Heavy Duty Trans., RC1		★	----	2124 499	2124 499	2124 499	

21-10-0 TRANSMISSION GEARS

21-10-4	GEAR, Sliding, First and Reverse, 29T., 6 Splines . . .	6	1	2124 329				
	First and Reverse, 29T., 6 Splines			----	1853 855-			
	First and Reverse, 28T., 34 Splines, RP1, RP2, Heavy Duty Trans., RC1		1	----	2124 561	2124 561	2124 561	
21-10-16	GEAR, Second Speed, 24T., 25T. 24T., 24T., RP1, RP2, Heavy Duty Trans., RC1		1	1322 765	1322 765			
			1	----	2124 560	2124 560	2124 560	

21-11-0 TRANSMISSION REVERSE IDLER GEAR

21-11-1	GEAR, 15T.		1	1853 695	1853 695			
	14T., RP1, RP2, Heavy Duty Trans., RC1		1	----	*2124 562	*2124 562	*2124 562	
21-11-2	ROLLER, Bearing, RC1		22	666 927	666 927	666 927	666 927	
21-11-9	WASHER, RC1		2	666 924	666 924	666 924	666 924	

21-12-0 TRANSMISSION REVERSE IDLER GEAR SHAFT

21-12-1	SHAFT, RC1		1	1635 290	1635 290	1635 290	1635 290	
21-12-2	KEY, RC1	6	1	1635 293	1635 293	1635 293	1635 293	

21-14-0 TRANSMISSION CLUTCH GEAR

21-14-1	SYNCHRONIZER UNIT.		1	2205 058	2205 058			
	RP1, RP2, Heavy Duty Trans., RC1		1	----	2124 467	2124 467	2124 467	
21-14-5	GEAR, 24T.		1	1853 672	1853 672			
	24T., RP1, RP2, Heavy Duty Trans., RC1		1	----	2124 392	2124 392	2124 392	
21-14-6	SLEEVE,		1	1676 197	1676 197			
	RP1, RP2, Heavy Duty Trans., RC1		1	----	2124 387	2124 387	2124 387	
21-14-15	SPRING, Synchronizer Stop Ring, .014" thk., UP TO		1	*1823 916	*1823 916			
	.020" thk., AFTER		1	*2205 061	*2205 061			
	RP1, RP2, Heavy Duty Trans., RC1		1	----	2204 503	2204 503	2204 503	
21-14-19	RING, Synchronizer Stop, Outer		2	1196 894	1196 894			
	Inner		2	1322 763	1322 763			
	Outer, RP1, RP2, Heavy Duty Trans., RC1		2	----	2124 468	2124 468	2124 468	
	Inner, RP1, RP2, Heavy Duty Trans., RC1		2	----	2124 472	2124 472	2124 472	
21-14-20	SNAP RING, .088" thk., RC1		★	631 823	631 823	631 823	631 823	
	.091" thk., RC1		★	631 824	631 824	631 824	631 824	
	.094" thk., RC1		★	631 825	631 825	631 825	631 825	
	.097" thk., RC1		★	640 332	640 332	640 332	640 332	

★ Indicates use as required. Numerals in parentheses () refer to notes. Printed in U.S.A.
 □ Indicates parts not listed in any previous parts book. Prices and specifications subject to change without notice.
 March 1, 1962 Supersedes May 31, 1961. Page 21-16 * Indicates change or addition.

CODE	PART NAME AND DESCRIPTION	CYL.	PER CAR	VALIANT	PLYMOUTH	DESOTO	CHRYSLER	IMPERIAL
------	---------------------------	------	---------	---------	----------	--------	----------	----------

STANDARD TRANSMISSION

21-15-O TRANSMISSION COUNTERSHAFT GEAR

21-15-2	GEAR, 32T., 23T., 18T., 14T. 33T., 25T., 17T., 13T., Heavy Duty Trans.	6	1	1949 843	1949 843			
		6	1	----	2124 386			
	29T., 23T., 18T., 14T.	8	1	----	1853 627			
	31T., 25T., 17T., 13T., RP2, Heavy Duty Trans., RC1	8	1	----	2124 384	2124 384	2124 384	
21-15-33	WASHER, Thrust, .057" thk. . . .		★	1633 763	1633 763			
	.062" thk.		★	1633 762	1633 762			
	.062" thk., RP1, RP2, Heavy Duty Trans., RC1		★	----	2124 504	2124 504	2124 504	
	.057" thk., RP1, RP2, Heavy Duty Trans., RC1		★	----	2124 505	2124 505	2124 505	

21-16-O TRANSMISSION MAIN SHAFT

21-16-3	SHAFT, 6, 23 Splines, 22 1/4" lgh.	6	1	1949 955				
	6, 23 Splines, 25 1/2" lgh. . . .		1	----	2124 283			
	6, 23, 34 Splines, 25" lgh., RP1, RP2, Heavy Duty Trans., RC1		1	----	2124 554	2124 554	2124 554	

21-17-O TRANSMISSION MAIN SHAFT PILOT BEARING

21-17-2	ROLLER, RC1		★	1949 834	1949 834	1949 834	1949 834	
21-17-7	SNAP RING, Roller		1	601 108	601 108			
	RP1, RP2, Heavy Duty Trans., RC1		1	----	862 173	862 173	862 173	

21-19-O TRANSMISSION MAIN SHAFT BEARING

21-19-2	BEARING		1	*1633 718	*1633 718			
	Front, RP1, RP2, Heavy Duty Trans., RC1		1	----	620 521	620 521	620 521	
21-19-15	SNAP RING, Inner, .088" thk. . .		★	631 823	631 823			
	Inner, .091" thk.		★	631 824	631 824			
	Inner, .095" thk.		★	631 825	631 825			
	Inner, .097" thk.		★	640 332	640 332			
	Outer, .086" thk.		★	640 280	640 280			
	Outer, .089" thk.		★	631 809	631 809			
	Outer, .092" thk.		★	631 810	631 810			
	Outer, .095" thk.		★	640 331	640 331			
	Inner, .086" thk., RP1, RP2, Heavy Duty Trans., RC1		★	----	*2125 113	*2125 113	*2125 113	
	Inner, .090" thk., RP1, RP2, Heavy Duty Trans., RC1		★	----	*2125 114	*2125 114	*2125 114	
	Inner, .094" thk., RP1, RP2, Heavy Duty Trans., RC1		★	----	*2125 115	*2125 115	*2125 115	
	Outer, .087" thk., Heavy Duty Heavy Duty Trans., RC1		★	----	*2124 508	*2124 508	*2124 508	
	Outer, .090" thk., RP1, RP2, Heavy Duty Trans., RC1		★	----	2124 509	2124 509	2124 509	
	Outer, .093" thk., RP1, RP2, Heavy Duty Trans., RC1		★	----	2124 510	2124 510	2124 510	
	Outer, .096" thk., RP1, RP2, Heavy Duty Trans., RC1		★	----	2124 511	2124 511	2124 511	

21-22-O TRANSMISSION MAIN SHAFT BEARING OIL SEAL

21-22-2	OIL SEAL		1	1942 401	1854 449			
	RP1, RP2, Heavy Duty Trans., RC1		1	----	2124 461	2124 461	2124 461	

★ Indicates use as required.

☐ Indicates parts not listed in any previous parts book.

* Indicates change or addition.

Numerals in parentheses () refer to notes.

Printed in U.S.A.

Prices and specifications subject to change without notice.

March 1, 1962 Supersedes May 31, 1961.

CODE	PART NAME AND DESCRIPTION	C Y L.	PER CAR	VALIANT	PLYMOUTH	DESOTO	CHRYSLER	IMPERIAL
------	---------------------------	--------------	------------	---------	----------	--------	----------	----------

STANDARD TRANSMISSION

21-24-O TRANSMISSION COUNTERSHAFT

21-24-2	COUNTERSHAFT.		1	1635 282	1635 282			
	RP1, RP2, Heavy Duty Trans.,							
	RC1		1	----	2124 393	2124 393	2124 393	
21-24-19	PLATE or WASHER, Thrust,							
	RP1, RP2, Heavy Duty Trans.,							
	RC1		1	----	2124 474	2124 474	2124 474	
21-24-22	KEY, RC1		1	1635 293	1635 293	1635 293	1635 293	

21-25-O TRANSMISSION COUNTERSHAFT BEARING

21-25-2	ROLLER		44	666 927	666 927			
	RP1, RP2, Heavy Duty Trans.,							
	RC1		88	----	2124 502	2124 502	2124 502	
21-25-4	SPACER		1	697 812	697 812			
	RP1, RP2, Heavy Duty Trans.,							
	RC1		1	----	2124 473	2124 473	2124 473	
21-25-6	WASHER or RING, Roller Thrust		2	1630 878	1630 878			
	RP1, RP2, Heavy Duty Trans.,							
	RC1		4	----	2124 506	2124 506	2124 506	

21-29-O TRANSMISSION CASE COVER

21-29-3	COVER		1	1949 345	1949 345			
	RP1, RP2, Heavy Duty Trans.,							
	RC1		1	----	2124 465	2124 465	2124 465	
21-29-25	GASKET, Cover		1	1949 346	1949 346			
	RP1, RP2, Heavy Duty Trans.,							
	RC1		1	----	2124 466	2124 466	2124 466	

21-30-O TRANSMISSION GEARSHIFT LEVER AND RODS

21-30-2	LEVER, w/FORK	6	1	2073 533				
	RC1		1	----	2123 130	2123 130	2203 480	
21-30-6	KNOB	6	1	2208 140				
	RC1		8	----	2122 634	2122 634	2208 140	
21-30-22	PIN or BOLT		1	----	1946 589	1946 589		
21-30-107	CUSHION		1	----	2122 993	2122 993		
	GROMMET		1	----	2122 992	2122 992		
21-30-315	PLATE, Control Bell-Crank to							
	Floor Pan Bracket, RC1	8	1	----	----	----	2203 483	
21-30-316	BRACKET, Control Bell-Crank							
	to Extension, RC1	8	1	----	----	----	2203 498	
	Bell Crank to Floor Pan	8	1	----	----	----	2203 485	
21-30-317	SPACER, Control Bell-Crank to							
	Extension	8	2	----	----	----	6022 279	
21-30-409	COVER, Floor Mounting Gear-							
	shift Mechanism Block, RC1 . .	8	1	----	----	----	2171 945	
21-30-412	PLATE, Front Floor Pan							
	Gearshift Control Lever							
	Support, RC1		1	2082 872	----	----	----	2082 872
21-30-413	BOOT, Control, Upper, RC1 . .		1	2260 856	----	----	2260 856	
	Lower, RC1		1	2074 506	----	----	2074 506	
21-30-414	RING, Upper Boot, RC1		1	2073 554	----	----	2073 554	
21-30-415	RING, Shaft, RC1		2	1946 343	----	----	1946 343	
21-30-416	SUPPORT, Gearshift Control							
	Lever, RC1		1	2073 551	----	----	2073 551	
21-30-417	PIN, Gearshift Control Lever							
	Pivot Fork, RC1		1	2073 553	----	----	2073 553	
21-30-418	ROD, Control, 1st and Reverse .	6	1	2074 527				
	2nd and 3rd, Inner.	6	1	2074 545				
	2nd and 3rd, Outer	6	1	2074 530				
	1st and Reverse, RC1	8	1	----	----	----	2203 493	
	2nd and 3rd, Front, RC1	8	1	----	----	----	2203 494	
	2nd and 3rd, Rear, RC1	8	1	----	----	----	2203 488	

* Indicates use as required.

Numerals in parentheses () refer to notes.

Printed in U.S.A.

□ Indicates parts not listed in any previous parts book.

Prices and specifications subject to change without notice.

March 1, 1962 Supersedes May 31, 1961.

* Indicates change or addition.

CODE	PART NAME AND DESCRIPTION	CYL.	PER CAR	VALIANT	PLYMOUTH	DESOTO	CHRYSLER	IMPERIAL
------	---------------------------	------	---------	---------	----------	--------	----------	----------

STANDARD TRANSMISSION

21-30-O TRANSMISSION GEARSHIFT LEVER AND RODS - Cont'd

21-30-420	LEVER, Control Rod, RC1 . . .		2	2074 551	-----	-----	2203 475	
21-30-421	SHAFT, Gearshift Control Lever, RC1		1	2073 555	-----	-----	2073 555	
21-30-422	DIVIDER, Lever Rod, RC1 . .		1	2073 557	-----	-----	2073 557	
21-30-423	BUSHING, Divider, RC1		2	2073 556	-----	-----	2073 556	
	Lever Rod, RC1		2	2073 558	-----	-----	2073 558	
21-30-425	SCREW, Lever Pivot, Rear, RC1. Front, RC1		1	2074 525	-----	-----	2074 525	
			1	2074 525	-----	-----	2074 525	
21-30-426	WASHER, Lever Pivot Divider Plain, RC1		2	2073 574	-----	-----	2073 574	
	WASHER, Lever Pivot or Rod Spring, RC1		★	391 888	-----	-----	391 888	
21-30-427	SPRING, Lever, RC1		1	2073 565	-----	-----	2073 565	
21-30-428	SWIVEL, Lever Rod, 1st and Reverse, RC1		1	2074 521	-----	-----	2074 521	
	2nd and 3rd, RC1		1	2074 535	-----	-----	2074 535	
21-30-429	CLAMP, Lever Rod Swivel, RC1		1	2074 543	-----	-----	2074 543	
21-30-430	GROMMET, Pivot Lock, RC1 . .		1	2074 539	-----	-----	2074 539	
21-30-431	BUSHING, Grommet Pivot, RC1		1	*2074 553	-----	-----	*2074 553	
21-30-432	SPRING, Control Pivot, RC1 . .		1	2074 534	-----	-----	2074 534	
21-30-433	CLIP, Lever Rod, RC1		★	1137 669	-----	-----	1137 669	
21-30-434	BRACKET, Control Link to Trans. Extension	6	1	2074 541	-----	-----		
21-30-435	STUD, Bracket, RC1		1	2074 508	-----	-----	2074 508	
21-30-436	LINK, Control, w/BUSHING, RC1		1	2204 297	-----	-----	2203 495	
21-30-437	WASHER, Control Bushing, RC1 .		1	2074 554	-----	-----	2074 554	
21-30-438	PIN, Link Support, RC1		1	2074 547	-----	-----	2074 547	

21-34-O TRANSMISSION GEARSHIFT RAIL

21-34-42	PIN, Interlock, RC1		1	1949 356	1949 356	1949 356	1949 356	
21-34-45	SLEEVE, Interlock, RC1		1	1949 355	1949 355	1949 355	1949 355	
21-34-47	SPRING, Interlock Ball, RC1 . .		1	1853 745	1853 745	1853 745	1853 745	

21-39-O TRANSMISSION GEARSHIFT FORK

21-39-3	FORK, Low and Reverse		1	1949 351	1949 351			
	Second and Direct		1	2125 059	2125 059			
	Low and Reverse, RP1, RP2, Heavy Duty Trans., RC1		1	-----	2124 463	2124 463	2124 463	
	Second and Direct, RP1, RP2, Heavy Duty Trans., RC1		1	-----	2124 462	2124 462	2124 462	

21-42-O TRANSMISSION REMOTE CONTROL GEARSHIFT

21-42-11	LEVER, Low and Reverse		1	1949 347	1949 347			
	Second and Direct		1	1949 352	1949 352			
	Low and Reverse, RP1, RP2, Heavy Duty Trans., RC1		1	-----	2124 523	2124 523	2124 523	
	Second and Direct, RP1, RP2, Heavy Duty Trans., RC1		1	-----	2124 494	2124 494	2124 494	
21-42-16	PIN, RC1		2	6022 161	6022 161	6022 161	6022 161	
21-42-23	LEVER, Operating, Low and Reverse	6	1	1949 379				
	Second and Direct	6	1	1949 380				
	Low and Reverse, RC1		1	-----	2124 276	2124 918	2204 398	
	Second and Direct, RC1		1	-----	2124 278	2124 917	2204 397	
	Low and Reverse, Heavy Duty Trans.		1	-----	2124 918			
	Second and Direct, Heavy Duty Trans.		1	-----	2124 917			
21-42-31	SEAL, Gearshift Lever Shaft, RC1		2	1949 350	1949 350	1949 350	1949 350	

★ Indicates use as required.

Numerals in parentheses () refer to notes.

Printed in U.S.A.

□ Indicates parts not listed in any previous parts book.

Prices and specifications subject to change without notice.

* Indicates change or addition.

Page 21-19

March 1, 1962 Supersedes May 31, 1961.

1961 PASSENGER CAR PARTS CATALOG

TRANSMISSION

CODE	PART NAME AND DESCRIPTION	C Y L.	P E R C A R	VALIANT	PLYMOUTH	DESOTO	CHRYSLER	IMPERIAL
------	---------------------------	--------------	----------------------------	---------	----------	--------	----------	----------

STANDARD TRANSMISSION

21-42-O TRANSMISSION REMOTE CONTROL GEARSHIFT - Cont'd

21-42-42	BUSHING, Operating Lever Grommet		2	----	1676 200	1676 200		
21-42-43	GROMMET, Operating Lever, RC1		2	----	1941 699	1941 699	1941 699	

21-84-O TRANSMISSION SPEEDOMETER CABLE INCLUDES SHAFT AND HOUSING

21-84-1	HOUSING, w/SHAFT, 69 1/2" lgh.	6	1	2097 629				
	69 1/2" lgh, RC1		1	----	2097 629	----	2097 629	
	69 1/2" lgh.	8	1	----	----	2257 840		
21-84-4	SHAFT, 62 1/2" lgh.	6	1	2076 656				
	69 1/2" lgh.		1	----	2097 630	2097 630		
	64 43/64" lgh., RC1	8	1	----	----	----	2209 229	
21-84-7	RETAINER, Cable, RC1		1	1942 167	1942 167	1942 167	1942 167	
21-84-28	SEAL, Speedometer Cable Adapter, RC1		1	1942 259	1942 259	1942 259	1942 259	

21-85-O TRANSMISSION SPEEDOMETER PINION

21-85-5 PINION STANDARD TRANSMISSION

	3. 23 to 1 Ratio	3. 31 to 1 Ratio	3. 54 to 1 Ratio 3. 55 to 1 Ratio	3. 58 to 1 Ratio	3. 73 to 1 Ratio	3. 91 to 1 Ratio
Tire Size	Pinion Teeth	Pinion Teeth	Pinion Teeth	Pinion Teeth	Pinion Teeth	Pinion Teeth
6.50 x 13	*1949 403 19 R	----	*1949 405 21 LB	----	----	*1949 406 22 Y
7.00 x 14	----	----	*1949 403 19 R	*1949 403 19 R	----	*1949 405 21 LB
7.50 x 14	*1949 401 17 LP	*1949 401 17 LP	*1949 402 18 N	*1949 403 19 R	*1949 403 19 R	*1949 404 20 B
8.00 x 14	*1949 401 17 LP	*1949 401 17 LP	*1949 402 18 N	*1949 403 19 R	*1949 403 19 R	*1949 404 20 B
8.50 x 14	----	*1949 401 17 LP	*1949 402 18 N	*1949 403 19 R	*1949 403 19 R	*1949 404 20 B
6.70 x 15	*1949 401 17 LP	*1949 401 17 LP	*1949 402 18 N	*1949 403 19 R	*1949 403 19 R	*1949 404 20 B
7.60 x 15	----	----	----	----	----	*1949 403 19 R

COLORS OF PINIONS

R-RED LP-LIGHT PURPLE LB-LIGHT BLUE N-NATURAL B-BLUE Y-YELLOW

CODE	PART NAME AND DESCRIPTION	C Y L.	P E R C A R	VALIANT	PLYMOUTH	DESOTO	CHRYSLER	IMPERIAL
21-85-9	ADAPTER, Pinion, w/4.56 to 1 ratio, Export		1	----	*2198 113			
21-85-56	SEAL, Pinion, RC1		1	2124 328	2124 328	2124 328	2124 328	
21-85-61	CLIP, Pinion, RC1		1	1942 174	1942 174	1942 174	1942 174	

NOTES

★ Indicates use as required. Numerals in parentheses () refer to notes. Printed in U.S.A.
 ☐ Indicates parts not listed in any previous parts book. Prices and specifications subject to change without notice.
 March 1, 1962 Supersedes May 31, 1961. Page 21-19A * Indicates change or addition.

CODE	PART NAME AND DESCRIPTION	C Y L.	PER CAR	VALIANT	PLYMOUTH	DESOTO	CHRYSLER	IMPERIAL
------	---------------------------	--------------	------------	---------	----------	--------	----------	----------

POWERFLITE TRANSMISSION

21-01-0 TRANSMISSION SETS OR PACKAGES

21-01-3	GASKET and SEAL PACKAGE,							
	Partial	8	1	----	2084	616		
	Complete	8	1	----	2084	617		
	Complete Overhaul	8	1	----	2240	194		

21-02-0 TRANSMISSION ASSEMBLY

21-02-1	TRANSMISSION, LHD.	8	1	----	1949	388		
21-02-6	BREATHER	8	1	----	1139	204		

21-03-0 TRANSMISSION CASE

21-03-1	CASE	8	1	----	1824	493		
21-03-45	BALL, Case Seal, Large	8	1	----	1824	321		

21-04-0 TRANSMISSION CASE EXTENSION

21-04-1	EXTENSION	8	1	----	1949	192		
21-04-2	GASKET.	8	1	----	1408	254		

21-05-0 TRANSMISSION OUTPUT SHAFT

21-05-1	SHAFT, w/BUSHING, 23, 28							
	Splines, 7T., 18 1/2" lgh.	8	1	----	1673	194		
21-05-2	BEARING, Rear	8	1	----	1672	194		
21-05-8	SNAP RING, Rear Bearing,							
	.086" thk.	8	★	----	1736	432		
	.091" thk.	8	★	----	1736	433		
21-05-12	OIL SEAL, Rear Bearing	8	1	----	1671	763		
21-05-18	RING, Seal	8	1	----	1736	376		
21-05-22	BUSHING	8	1	----	1559	106		
21-05-25	SUPPORT	8	1	----	1408	334		
21-05-26	GASKET, Support	8	1	----	1408	255		

21-30-0 TRANSMISSION GEARSHIFT BUTTONS AND CABLE

21-30-320	HOUSING, w/SLIDES.	8	1	----	1946	342		
21-30-325	ACTUATOR, Back-Up Light							
	Switch	8	1	----	1676	629		
21-30-336	BUTTON, Neutral	8	1	----	2200	891		
	Drive	8	1	----	2200	895		
	Low	8	1	----	2200	894		
	Reverse	8	1	----	2200	890		
21-30-340	BUMPER, Slide	8	4	----	1731	143		
21-30-345	SPRING, Slide	8	4	----	1639	970		
21-30-365	CABLE, Control, 45" lgh.,							
	UP TO	8	1	----	*1945	856		
	44" lgh., AFTER	8	1	----	2265	176		
21-30-370	BRACKET, Cable, on Trans.,							
	RD4 except Dodge Main Bit.	8	1	----	1638	686		
	BRACKET, Cable, on Dash or							
	Housing	8	1	----	1639	975		
	CLIP, Cable Adapter, on Trans.	8	1	----	1638	685		
21-30-390	SEAL, Cable, on Trans.	8	1	----	1316	864		
21-30-394	SPRING, Adapter, on Trans.	8	1	----	1673	184		

21-84-0 TRANSMISSION SPEEDOMETER CABLE INCLUDES SHAFT AND HOUSING

21-84-1	HOUSING, w/SHAFT, 78" lgh.							
	(also specify 1 of 2258 060)	8	1	----	1819	972		
21-84-4	SHAFT, 73 1/32" lgh.	8	1	----	2257	142		

★ Indicates use as required.

Numerals in parentheses () refer to notes.

Printed in U.S.A.

⊞ Indicates parts not listed in any previous parts book.

Prices and specifications subject to change without notice.

March 1, 1962 Supersedes May 31, 1961.

* Indicates change or addition.

POWERFLITE TRANSMISSION

21-85-0 TRANSMISSION SPEEDOMETER PINION

21-85-7 TRANSMISSION SPEEDOMETER PINION PACKAGE

	3.23 to 1 Ratio	3.31 to 1 Ratio	3.54 to 1 Ratio	3.58 to 1 Ratio 3.73 to 1 Ratio	3.9 to 1 Ratio	4.1 to 1 Ratio
Tire Size	Pinion Teeth	Pinion Teeth	Pinion Teeth	Pinion Teeth	Pinion Teeth	Pinion Teeth
7.50 x 14	*1752 244 17 OR	*1752 244 17 OR	*1752 245 18 DP	*1752 246 19 DB	*1752 247 20 G	*1752 247 20 G
8.00 x 14	*1752 244 17 OR	*1752 244 17 OR	*1752 245 18 DP	*1752 245 18 DP	*1752 247 20 G	*1752 247 20 G
8.50 x 14	*1752 243 16 B	*1752 244 17 OR	*1752 245 18 DP	*1752 245 18 DP	*1752 247 20 G	*1752 247 20 G

COLORS OF PINIONS

CODE	PART NAME AND DESCRIPTION	OR-ORANGE		B-BROWN		DP-DARK PURPLE		G-GREEN		DB-DARK BLUE	
		C	PER	C	PER	C	PER	C	PER	C	PER
		Y	CAR	L		L		L		L	
21-85-59	RETAINER, Pinion	8	1	----	----	1559	341				
21-85-76	SLEEVE, Pinion	8	1	----	----	1559	342				

21-113-0 TRANSMISSION NEUTRAL STARTER SWITCH

21-113-24	SWITCH PACKAGE, w/WASHER and "O" RING, on Trans.	8	1	----	----	1704	283				
21-113-28	"O" RING, Mounting	8	1	----	----	1316	849				
21-113-29	WASHER, Mounting	8	1	----	----	1704	482				

21-117-0 TRANSMISSION OIL PUMP STRAINER AND FILTER

21-117-1	STRAINER	8	1	----	----	1619	366				
	FILTER PACKAGE, Oil, w/CLAMP and BRACKET, Attached to Oil Pan	8	1	----	----	E2298	945				
	FILTER, Attached to Oil Pan	8	1	----	----	E2400	124				
21-117-10	SEAL, Tube	8	2	----	----	1401	256				
21-117-24	WASHER, Support Screw Lock	8	2	----	----	1559	377				

21-118-0 TRANSMISSION OIL PUMP

21-118-6	GEAR and PINION SET, Front Pump, used w/Housing Stamped A	8	1	----	----	1603	360				
	Used w/Housing Stamped B	8	1	----	----	1603	361				
	Used w/Housing Stamped C	8	1	----	----	1603	362				
	Used w/Housing Stamped D	8	1	----	----	1603	363				
21-118-7	GEAR, Rear Oil Pump	8	1	----	----	1672	315				
21-118-8	PINION, Rear Pump	8	1	----	----	1327	576				
	BALL	8	1	----	----	147	483				
21-118-37	SLEEVE PACKAGE, Front Pump, w/RING	8	1	----	----	1752	606				
21-118-38	RING, Front Pump Drive Sleeve Seal	8	1	----	----	1738	264				
21-118-40	HOUSING, Front Pump, Stamped w/Letter A	8	1	----	----	1630	726				
	Stamped w/Letter B	8	1	----	----	1630	727				
	Stamped w/Letter C	8	1	----	----	1630	728				
	Stamped w/Letter D	8	1	----	----	1630	729				
	Rear Oil Pump	8	1	----	----	1823	666				
21-118-42	OIL SEAL, Front Pump Housing, 2 7/8" O.D.	8	1	----	----	1738	263				
21-118-45	OIL SEAL, Front Pump Housing, 6 9/32" O.D.	8	1	----	----	1408	245				

★ Indicates use as required.

⊞ Indicates parts not listed in any previous parts book.

* Indicates change or addition.

Numerals in parentheses () refer to notes.

Printed in U.S.A.

Prices and specifications subject to change without notice.

March 1, 1962 Supersedes May 31, 1961.

CODE	PART NAME AND DESCRIPTION	CYL.	PER CAR	VALIANT	PLYMOUTH	DESOTO	CHRYSLER	IMPERIAL
------	---------------------------	------	---------	---------	----------	--------	----------	----------

POWERFLITE TRANSMISSION

21-119-O TRANSMISSION OIL PAN

21-119-3	PAN.	8	1	----	1408 280			
	SCREW	8	18	----	180 075			
21-119-5	GASKET	8	1	----	1408 282			
21-119-15	TUBE, Filler, w/BRACKET.	8	1	----	1941 730			
21-119-19	INDICATOR, Oil Level	8	1	----	1949 383			

21-129-O TRANSMISSION INPUT SHAFT AND TORQUE CONVERTER REACTION SHAFT

21-129-5	SHAFT, Input.	8	1	----	1672 122			
21-129-10	SHAFT, Reaction, 27 Splines, 9 37/64" lgh.	8	1	----	1633 731			
21-129-12	SEAL, Reaction Shaft	8	1	----	1738 265			
21-129-13	RING, Reaction Shaft Seal	8	2	----	1537 149			
21-129-16	DOWEL, Reaction Shaft	8	1	----	1327 588			
21-129-20	SLEEVE, Reaction Shaft.	8	1	----	1559 029			
21-129-23	BUSHING, Reaction Shaft	8	1	----	1559 026			

21-131-O TRANSMISSION REGULATOR VALVE BODY AND VALVES

21-131-1	BODY PACKAGE	8	1	----	1643 243			
21-131-6	GASKET, Body	8	1	----	1672 066			
21-131-10	VALVE, Regulator	8	1	----	1327 673			
21-131-15	SPRING, Regulator Valve	8	1	----	1941 693			
21-131-20	SEAT, Regulator Valve Spring	8	1	----	1327 675			
21-131-25	RETAINER, Regulator Valve Spring	8	1	----	1408 373			
21-131-27	GASKET, Regulator Valve Spring Retainer	8	1	----	1117 819			
21-131-35	VALVE, Torque Converter Control	8	1	----	2124 247			
21-131-40	SPRING, Torque Converter Control Valve	8	1	----	1630 812			
21-131-45	RETAINER, Torque Converter Control Valve Spring.	8	1	----	1941 779			
21-131-50	GASKET, Torque Converter Control Valve Spring Retainer	8	1	----	1408 375			

21-133-O TRANSMISSION DIRECT CLUTCH

21-133-5	RETAINER, Piston, w/PISTON, DISC and GEAR	8	1	----	1854 111			
21-133-7	RETAINER, w/BUSHING	8	1	----	1854 112			
21-133-12	RING, Piston Retainer Seal	8	1	----	1738 262			
21-133-15	PISTON, Clutch	8	1	----	1633 768			
21-133-17	RING, Piston Seal	8	1	----	1738 261			
21-133-20	SPRING	8	1	----	1556 112			
21-133-22	RETAINER, Return Spring	8	1	----	1556 111			
21-133-25	SNRP RING, Spring Retainer	8	1	----	1327 749			
21-133-30	WASHER, Piston Retainer Thrust, .043" thk., Yellow	8	★	----	1559 470			
	.060" thk., Green	8	★	----	1559 471			
	.078" thk., Orange	8	★	----	1559 472			
21-133-35	HUB.	8	1	----	1633 842			
21-133-36	DISC, Direct Clutch Driving	8	6	----	1633 843			
21-133-37	PLATE and DISC PACKAGE, Direct Clutch Driving	8	1	----	1643 259			
21-133-38	PLATE, Direct Clutch Driving	8	6	----	1408 232			
21-133-40	GEAR, Kickdown Sun	8	1	----	1672 081			
21-133-43	SNAP RING, Kickdown Sun Gear, .059" thk.	8	★	----	1327 729			
	.062" thk.	8	★	----	1327 730			

★ Indicates use as required.

Numerals in parentheses () refer to notes.

Printed in U.S.A.

⊃ Indicates parts not listed in any previous parts book.
May 31, 1961 Supersedes Oct. 3, 1960.

Prices and specifications subject to change without notice.

CODE	PART NAME AND DESCRIPTION	CYL.	PER CAR	VALIANT	PLYMOUTH	DESOTO	CHRYSLER	IMPERIAL
------	---------------------------	------	---------	---------	----------	--------	----------	----------

POWERFLITE TRANSMISSION

21-134-O TRANSMISSION KICKDOWN PLANET PINION CARRIER AND COMPONENT PARTS

21-134-5	CARRIER, w/PINIONS	8	1	----	1853 934			
21-134-30	WASHER, Carrier, Front Thrust, 3 1/2" dia., 3 Tabs	8	1	----	1638 462			
21-134-33	SNAP RING, .062" thk.	8	★	----	1327 730			
	.072" thk.	8	★	----	1559 275			
	.082" thk.	8	★	----	1559 332			
21-134-38	GEAR, Annulus	8	1	----	1638 544			
21-134-40	SNAP RING, Annulus Gear	8	1	----	1672 126			

21-135-O TRANSMISSION REVERSE PLANET PINION CARRIER AND COMPONENT PARTS

21-135-5	CARRIER, w/PINIONS	8	1	----	1672 135			
21-135-25	GEAR, Annulus	8	1	----	1559 440			
21-135-28	SNAP RING, Annulus Gear, .078" thk.	8	★	----	1329 608			
	.082" thk.	8	★	----	1329 609			
	.086" thk.	8	★	----	1329 610			
21-135-33	HOUSING	8	1	----	1559 331			
21-135-35	WASHER, Housing Thrust	8	1	----	1672 083			

21-136-O TRANSMISSION BANDS

21-136-5	BAND, Kickdown	8	1	----	1854 128			
21-136-15	STRUT, Kickdown Band	8	1	----	1630 896			
	ANCHOR	8	1	----	1736 427			
21-136-17	SCREW, Kickdown Band Adjustment	8	1	----	1736 215			
21-136-20	LEVER, Kickdown Band	8	1	----	1633 745			
21-136-23	SHAFT, Kickdown Band Lever	8	1	----	1402 685			
21-136-30	BAND, Reverse	8	1	----	1854 170			
21-136-41	STRUT, Reverse Band	8	1	----	1854 172			
21-136-44	LINK, Reverse Band	8	1	----	1854 171			
21-136-47	LEVER, Reverse Band	8	1	----	1559 480			
21-136-49	SHAFT, Reverse Band Lever	8	1	----	1402 685			
21-136-52	SCREW, Reverse Band Lever Adjusting	8	1	----	1406 531			

21-137-O TRANSMISSION SERVOS

21-137-5	PISTON, Kickdown	8	1	----	1633 747			
21-137-8	RING, Kickdown Piston, Small	8	1	----	1402 695			
	Intermediate	8	1	----	1322 445			
	Large	8	1	----	1329 693			
21-137-11	ROD, Kickdown Piston	8	1	----	1530 834			
21-137-13	GUIDE, Kickdown Piston Rod	8	1	----	1633 750			
21-137-16	RING, Kickdown Piston Rod Guide Seal	8	1	----	1329 693			
21-137-19	SNAP RING, Kickdown Piston Rod Guide	8	1	----	1329 648			
21-137-20	SPRING, Kickdown Piston Cushion	8	1	----	1638 562			
21-137-22	SPRING, Kickdown Piston	8	1	----	1633 748			
21-137-35	PISTON, Reverse Servo	8	1	----	1732 099			
21-137-41	SPRING, Reverse Servo Cushion	8	1	----	1732 102			
21-137-44	SNAP RING, Reverse Servo Piston Plug	8	1	----	1732 101			
21-137-47	PLUG, Reverse Servo Piston	8	1	----	1732 100			
21-137-50	RING, Reverse Servo Piston	8	1	----	1329 638			
21-137-53	SPRING, Reverse Servo Piston	8	1	----	1824 316			
21-137-56	RETAINER, Reverse Servo Piston Spring	8	1	----	1824 317			
21-137-59	SNAP RING, Reverse Servo Piston Spring Retainer	8	1	----	1329 642			

★ Indicates use as required.

Ⓜ Indicates parts not listed in any previous parts book.

Numerals in parentheses () refer to notes.

Printed in U.S.A.

Prices and specifications subject to change without notice.

CODE	PART NAME AND DESCRIPTION	CYL.	PER CAR	VALIANT	PLYMOUTH	DESOTO	CHRYSLER	IMPERIAL
POWERFLITE TRANSMISSION								
21-138-O TRANSMISSION GOVERNOR								
21-138-2	REPAIR PACKAGE, Governor . .	8	1	----	1653 463			
21-138-6	SCREW, Body, w/WASHER . . .	8	4	----	1823 543			
21-138-9	SCREW, Locating	8	1	----	1736 468			
21-138-13	WEIGHT, Outer	8	1	----	1559 494			
	Inner	8	1	----	1559 497			
	Intermediate	8	1	----	1559 496			
21-138-15	SPRING, Weight	8	1	----	1559 498			
21-138-19	SNAP RING, Weight	8	1	----	1329 702			
	Outer	8	1	----	1559 495			
21-138-23	VALVE	8	1	----	1315 155			
21-138-26	SHAFT	8	1	----	1556 082			
21-138-29	SNAP RING, Valve Shaft	8	2	----	1638 461			
21-138-38	RING, Support Piston	8	2	----	2124 255			
21-139-O TRANSMISSION VALVE BODY AND VALVES								
21-139-4	BODY, w/Transfer PLATE	8	1	----	1731 833			
21-139-5	BODY	8	1	----	1638 689			
21-139-9	VALVE, Manual	8	1	----	1408 388			
21-139-12	LEVER, Manual Valve	8	1	----	1638 633			
21-139-24	SPRING, Manual Valve Lever Detent Plunger	8	1	----	1638 455			
	BALL	8	1	----	114 861			
21-139-28	VALVE and SPRING PACKAGE, Throttle	8	1	----	1879 506			
21-139-36	CAM, Throttle Valve	8	1	----	1672 129			
21-139-38	SPRING, Throttle Valve Cam . .	8	1	----	1559 212			
21-139-41	RING, Cam Shaft Sleeve, 37/64" I.D.	8	1	----	1638 635			
	SEAL, Sleeve, 31/64" I.D. . . .	8	1	----	1672 358			
	RING, Cam, 21/64" I.D.	8	1	----	1672 150			
21-139-42	FELT, Throttle Valve Cam Shaft	8	1	----	1322 496			
21-139-45	RETAINER, Throttle Valve Cam Shaft Felt	8	1	----	1322 497			
21-139-50	LEVER, Throttle Valve Operating	8	1	----	1732 058			
21-139-81	SPRING, Kickdown Valve	8	1	----	1408 384			
21-139-84	ROD, Kickdown Valve	8	1	----	1559 483			
21-139-91	VALVE, Servo Pressure Bleed . .	8	1	----	1530 821			
21-139-94	VALVE PACKAGE, Shuttle	8	6	----	1643 118			
21-139-105	VALVE, Direct Clutch Shift . . .	8	1	----	1408 392			
21-139-108	SPRING, Direct Clutch Shift Valve	8	1	----	1408 393			
21-139-111	PLUG, Direct Clutch Shift Valve .	8	1	----	1402 740			
21-139-135	COVER, Direct Valve Body End . .	8	1	----	1530 820			
21-139-136	PLATE, Valve Body End Cover . .	8	1	----	1530 813			
21-139-140	PLATE, Valve Body	8	1	----	1408 395			
21-139-143	VALVE, Front and Rear Pump Check	8	2	----	1823 762			
21-139-144	SPRING, Front and Rear Pump . .	8	2	----	1315 130			
21-139-147	PLATE, Transfer	8	1	----	1530 822			
21-139-149	COVER, Transfer Plate	8	1	----	1559 108			
21-139-151	WASHER, Transfer Plate Screw . .	8	5	----	1559 377			
21-139-152	VALVE, Servo Restrictor	8	1	----	1486 436			
21-139-153	PLUG, Servo Restrictor Valve Operating	8	1	----	1538 295			
21-139-190	VALVE, Reverse Blocker	8	1	----	1672 078			
21-139-193	SPRING, Reverse Blocker Valve . .	8	1	----	1672 323			

★ Indicates use as required.

Numerals in parentheses () refer to notes.

Printed in U.S.A.

⊠ Indicates parts not listed in any previous parts book.

Prices and specifications subject to change without notice.

May 31, 1961 Supersedes Oct. 3, 1960.

CODE	PART NAME AND DESCRIPTION	CYL.	PER CAR	VALIANT	PLYMOUTH	DESOTO	CHRYSLER	IMPERIAL
------	---------------------------	------	---------	---------	----------	--------	----------	----------

AUTOMATIC 3-SPEED TRANSMISSION

21-01-0 TRANSMISSION SETS OR PACKAGES

21-01-3	SEAL and GASKET PACKAGE . .	6	1	*2275 422	*2275 422			
		8	1	-----	1879 507	1879 507	1879 507	1879 507
	COMPLETE OVERHAUL PACKAGE, UP TO Trans. No. 1895 430 . .	8	1	-----	*2240 192	*2240 192	*2240 192	*2240 192
	COMPLETE OVERHAUL PACKAGE, AFTER Trans. No. 1895 430 . .	8	1	-----	⊖2298 927	⊖2298 927	⊖2298 927	⊖2298 927

21-02-0 TRANSMISSION ASSEMBLY

21-02-1	TRANSMISSION.	6	1	⊖2204 985	⊖2204 986*			
	w/225 cu. in. Engine	6	1	⊖2204 987				
		8	1	-----	2204 752			
		8	1	-----	-----	2204 753	2204 753	2204 753
	Heavy Duty and Police Cars, RC1, RC2, w/383 cu. in. Engine, RC3 w/413 cu. in. Engine, w/o Cushion Spring . .	8	1	-----	2204 692	-----	2204 692	
	w/Ram Manifold, w/383 cu. in. Engine, RC4 w/413 cu. in. Engine, w/Cushion Spring . . .	8	1	-----	2204 693	-----	2204 693	
	w/361 and 383 cu.in. Engine, High Performance, w/Cushion Spring	8	1	-----	2204 695	2204 695		
21-02-6	BREATHER	8	1	1139 204	1139 204	1139 204	1139 204	1139 204

21-03-0 TRANSMISSION CASE

21-03-1	CASE, UP TO Trans. No. 2204 986 -	6	1	*1942 457	*1942 457			
	AFTER Trans. No. 2204 986 . .	6	1	*2125 237	*2125 237			
		8	1	-----	1941 628	1941 628	1941 628	1941 628
21-03-6	COVER, Case	6	1	1949 767	1949 767			
21-03-23	SCREW, Cylinder Block to Transmission Case	6	2	2124 411	2124 411			
		6	1	2124 410	2124 410			
	Bracket to Cylinder Block . . .	6	2	2124 409	2124 409			
21-03-28	BRACKET, Case to Cylinder Block	6	1	1949 701	1949 701			

21-04-0 TRANSMISSION CASE EXTENSION

21-04-1	EXTENSION	6	1	1942 504	1942 527			
		8	1	-----	1949 185	1949 185	1949 185	1949 185
21-04-2	GASKET.	6	1	2125 239	2125 239			
		8	1	-----	1853 891	1853 891	1853 891	1853 891
21-04-11	BUSHING	6	1	2124 607	2124 607			
		8	1	-----	1941 887	1941 887	1941 887	1941 887

21-05-0 TRANSMISSION OUTPUT SHAFT

21-05-1	SHAFT, w/PLUG and Snap RING w/HOUSING.	6	1	*1942 413	⊖2240 627			
		8	1	-----	1949 186	1949 186	1949 186	1949 186
21-05-12	OIL SEAL, Output Shaft	6	1	1942 401	1942 401			
		8	1	-----	1824 075	1824 075	1824 075	1824 075
21-05-18	RING, Seal, Small	8	1	-----	1736 376	1736 376	1736 376	1736 376
	Large	8	1	-----	1314 249	1314 249	1314 249	1314 249
21-05-19	SNAP RING, Output Shaft, UP TO Transmission No. 238877 . . .	6	1	6022 584	6022 584			
	AFTER Transmission No. 238877	6	1	6022 859	6022 859			
21-05-25	SUPPORT, Output Shaft	8	1	-----	1853 769	1853 769	1853 769	1853 769
21-05-26	GASKET, Support	8	1	-----	1853 888	1853 888	1853 888	1853 888

* Indicates use as required.

Numerals in parentheses () refer to notes.

Printed in U.S.A.

⊖ Indicates parts not listed in any previous parts book.
March 1, 1962 Supersedes May 31, 1961.

Prices and specifications subject to change without notice.
* Indicates change or addition.

CODE	PART NAME AND DESCRIPTION	CYL.	PER CAR	VALIANT	PLYMOUTH	DESOTO	CHRYSLER	IMPERIAL
------	---------------------------	------	---------	---------	----------	--------	----------	----------

AUTOMATIC 3-SPEED TRANSMISSION

21-05-O TRANSMISSION OUTPUT SHAFT - Cont'd

21-05-35	WASHER, Output Shaft Thrust, .052" thk., Natural	6	1	1942 454	1942 454			
	.068" thk., Red	6	1	1942 455	1942 455			
	.083" thk., Black	6	1	1942 456	1942 456			
	Support Thrust, w/ 4 TABS . .	8	1	----	1824 403	1824 403	1824 403	1824 403
	Shaft Thrust, w/2 TABS	8	1	----	1636 290	1636 290	1636 290	1636 290

21-30-O TRANSMISSION GEARSHIFT BUTTONS AND CABLE

21-30-28	SOCKET, Selector Bulb, w/CABLE, RC1, RC2, RC3, RC4		1	----	2097 003	2257 275	*1885 977	*2197 939
21-30-320	HOUSING, w/SLIDES	6	1	2073 600				
21-30-325	ACTUATOR, Back-Up Light Switch RIVET		1	----	1946 547	1946 547	1946 547	1946 547
21-30-329	BRACKET, Reverse Slide Light Switch		1	131 284	1676 629	1676 629	1676 629	1676 629
21-30-336	BUTTON, w/COVER, Neutral . .		1	2208 142	----	2200 884	1946 505	2200 862
	BUTTON, Neutral		1	----	2200 891			
	w/COVER, Drive		1	2208 143	----	2200 885	1946 508	2200 864
	BUTTON, Drive		1	----	2200 892			
	w/COVER, First		1	2208 145	----	2200 887	1946 514	2200 868
	BUTTON, First		1	----	2200 894			
	w/COVER, Second		1	2208 144	----	2200 886	1946 511	2200 866
	BUTTON, Second		1	----	2200 893			
	w/COVER, Reverse		1	2208 141	----	2200 883	1946 502	2200 860
	BUTTON, Reverse		1	----	2200 890			
21-30-340	BUMPER, Slide		4	1731 143	1731 143	1731 143	1731 143	1731 143
21-30-345	SPRING, Slide		5	1639 970	1639 970	1639 970	1639 970	1639 970
21-30-365	CABLE, Control, 42" lgh., UP TO 40" lgh., AFTER		1	*1856 491	----	----	----	*1856 491
	44" lgh., UP TO	6	1	2265 182				
	43" lgh., AFTER		1	----	*1946 545	*1946 545	*1946 545	
21-30-370	BRACKET, Cable, on Trans. . .		1	1673 921	2265 183	2265 183	2265 183	2265 183
21-30-375	FLANGE or WHEEL, Control Cable Adjusting		1	1856 492	1673 921	1673 921	1673 921	1673 921
21-30-390	SEAL, Cable, on Trans.		1	1316 813	1856 492	1856 492	1856 492	1856 492
21-30-392	ADAPTER, Control Cable, w/PIN		1	1941 636	1316 813	1316 813	1316 813	1316 813
21-30-394	SPRING, Control Cable Adapter		1	1673 184	1941 636	1941 636	1941 636	1941 636

21-84-O TRANSMISSION SPEEDOMETER CABLE INCLUDES SHAFT AND HOUSING

21-84-1	HOUSING, w/SHAFT, 69 1/2" lgh. 78" lgh. (also specify 1 of 1370 460)	6	1	2097 629	2097 629			
	78" lgh. (also specify 1 of 2258 060)		8	----	----	1819 972		
	w/Auto. Pilot, 32 3/8" lgh. . .		8	----	1819 972	----	----	1819 972
	68 1/32" lgh.		8	----	----	1972 351		
	30 1/32" lgh., w/Auto. Pilot . .		8	----	----	----	1819 960	
21-84-4	SHAFT, 62 1/2" lgh.		8	----	----	----	2257 632	2257 632
	69 1/2" lgh.	6	1	2076 656	2097 630			
	73 1/32" lgh., RS1, RC2, RC3, RC4		8	----	2257 142	2257 142	2257 142	
	68 5/32" lgh., RC1		8	----	----	----	920 402	
	69 61/64" lgh.		8	----	----	----	----	2257 667
	30 1/32" lgh., w/Auto. Pilot . .		8	----	----	2257 417	2257 417	2257 417
21-84-7	RETAINER, Cable		6	1942 167	1942 167			
21-84-28	SEAL, Cable Adapter		6	1942 259	1942 259			

★ Indicates use as required.

Numerals in parentheses () refer to notes.

Printed in U.S.A.

□ Indicates parts not listed in any previous parts book.

Prices and specifications subject to change without notice.

* Indicates change or addition.

AUTOMATIC 3-SPEED TRANSMISSION

21-85-O TRANSMISSION SPEEDOMETER PINION

21-85-5 PINION

6 CYLINDER CARS ONLY

Tire Size	3.23 to 1 Ratio	3.31 to 1 Ratio	3.54 to 1 Ratio 3.55 to 1 Ratio	3.91 to 1 Ratio
	Pinion Teeth	Pinion Teeth	Pinion Teeth	Pinion Teeth
6.50 x 13	*1942 522 19 B	----- --	*1942 524 21 DP	----- --
7.00 x 14	----- --	*1942 521 18 DB	*1942 522 19 B	*1942 524 21 DP
7.50 x 14	----- --	*1942 517 17 G	*1942 521 18 DB	*1942 523 20 GR
8.00 x 14	----- --	*1942 517 17 G	*1942 521 18 DB	*1942 523 20 GR
8.50 x 14	----- --	*1942 517 17 G	*1942 521 18 DB	*1942 523 20 GR
6.70 x 15	----- --	*1942 517 17 G	*1942 521 18 DB	*1942 523 20 GR

COLORS OF PINIONS

B-BROWN DB-DARK BLUE G-GREEN DP-DARK PURPLE GR-GRAY

8 CYLINDER CARS ONLY

Tire Size	2.93 to 1 Ratio	3.15 to 1 Ratio 3.18 to 1 Ratio	3.23 to 1 Ratio	3.31 to 1 Ratio	3.54 to 1 Ratio 3.55 to 1 Ratio	3.58 to 1 Ratio 3.73 to 1 Ratio
	Pinion Teeth	Pinion Teeth	Pinion Teeth	Pinion Teeth	Pinion Teeth	Pinion Teeth
7.50 x 14	----- --	*1636 408 19 LP	*1636 408 19 LP	*1636 409 20 LB	*1636 410 21 Y	*1636 410 21 Y
8.00 x 14	*1636 406 17 R	*1636 408 19 LP	*1636 408 19 LP	*1636 409 20 LB	*1636 410 21 Y	*1636 410 21 Y
8.50 x 14	*1636 406 17 R	*1636 407 18 B	*1636 408 19 LP	*1636 408 19 LP	*1636 409 20 LB	*1636 410 21 Y
9.00 x 14	*1636 406 17 R	*1636 407 18 B	----- --	*1636 408 19 LP	*1636 409 20 LB	*1636 410 21 Y
8.20 x 15	*1732 113 16 N	*1732 113 16 N	----- --	*1636 407 18 B	----- --	----- --
11.00 x 15	*1636 406 17 R	----- --	----- --	*1636 406 17 R	----- --	----- --

COLORS OF PINIONS

R-RED N-NATURAL LP-LIGHT PURPLE B-BLACK LB-LIGHT BLUE Y-YELLOW

CODE	PART NAME AND DESCRIPTION	CYL	PER CAR	VALIANT	PLYMOUTH	DESOTO	CHRYSLER	IMPERIAL
21-85-9	ADAPTER, Pinion, w/4.1 to 1 ratio, Taxi	8	1	-----	*2258 878			
21-85-56	SEAL, Pinion	6	1	2124 328	2124 328			
21-85-59	RETAINER, Pinion	8	1	-----	1559 341	1559 341	1559 341	1559 341
21-85-61	CLIP, Pinion	6	1	1942 174	1942 174			
21-85-76	SLEEVE, Pinion	8	1	-----	1633 676	1633 676	1633 676	1633 676

21-113-O TRANSMISSION NEUTRAL STARTER SWITCH

21-113-24	SWITCH PACKAGE, w/WASHER and "O" RING, on Trans.		1	1704 283	1704 283	1704 283	1704 283	1704 283
21-113-28	"O" RING, Mounting		1	1316 849	1316 849	1316 849	1316 849	1316 849
21-113-29	WASHER, Mounting		1	1704 482	1704 482	1704 482	1704 482	1704 482

21-117-O TRANSMISSION OIL PUMP STRAINER AND FILTER

21-117-1	STRAINER	6	1	1949 964	1949 964			
	FILTER, Oil, on Side Shield, Police Cars and Taxi	8	1	-----	1736 216	1736 216	1736 216	1736 216
			1	-----	*2124 444			

* Indicates use as required.

Numerals in parentheses () refer to notes.

Printed in U.S.A.

⊔ Indicates parts not listed in any previous parts book.

Prices and specifications subject to change without notice.

March 1, 1962 Supersedes May 31, 1961.

Page 21-28

* Indicates change or addition.

CODE	PART NAME AND DESCRIPTION	C Y L.	PER CAR	VALIANT	PLYMOUTH	DESOTO	CHRYSLER	IMPERIAL
------	---------------------------	--------------	------------	---------	----------	--------	----------	----------

AUTOMATIC 3-SPEED TRANSMISSION

21-117-O TRANSMISSION OIL PUMP STRAINER AND FILTER - Cont'd

21-117-1	FILTER PACKAGE, Oil, w/CLAMP and BRACKET, attached to Oil Pan	6	1	E2298 944	E2298 944			
	FILTER PACKAGE, Oil, w/CLAMP and BRACKET, attached to Oil Pan	8	1	-----	E2298 945	E2298 945	E2298 945	E2298 945
	FILTER, Oil, attached to Oil Pan		1	E2400 124	E2400 124	E2400 124	E2400 124	E2400 124
21-117-3	BRACKET, Oil Filter Mounting, Police Cars and Taxi		1	-----	*2124 702			
21-117-7	CARTRIDGE, Oil Filter, Police Cars and Taxi		1	-----	*1818 541			
21-117-10	SEAL, Tube	8	2	-----	1401 256	1401 256	1401 256	1401 256

21-118-O TRANSMISSION OIL PUMP

21-118-1	GASKET SET, Front Pump, UP TO Trans. No. 1895 430	8	1	-----	*1843 230	*1843 230	*1843 230	*1843 230
	Front Pump, AFTER Trans. No. 1895 430	8	1	-----	E2298 926	E2298 926	E2298 926	E2298 926
	Rear Pump	8	1	-----	2240 332	2240 332	2240 332	2240 332
21-118-5	HOUSING, Front Pump, w/ROTORs and SLEEVE.	8	1	-----	2084 319	2084 319	2084 319	2084 319
21-118-6	ROTOR PACKAGE, Front Pump	6	1	2240 302	2240 302			
	Rear Pump	6	1	2196 795	2196 795			
21-118-7	ROTOR, Rear Pump, Outer	6	1	1672 296	1672 296			
	Front Pump, Outer	8	1	-----	1736 163	1736 163	1736 163	1736 163
	GEAR, Rear Pump, Outer	8	1	-----	1672 315	1672 315	1672 315	1672 315
21-118-8	ROTOR, Rear Pump, Inner	8	1	-----	1327 576	1327 576	1327 576	1327 576
	Front Pump, Inner	8	1	-----	1949 600	1949 600	1949 600	1949 600
21-118-37	SLEEVE, Front Pump	8	1	-----	1949 601	1949 601	1949 601	1949 601
21-118-38	RING, Front Pump Drive							
	Sleeve, Steel	8	1	-----	1854 304	1854 304	1854 304	1854 304
	Rubber	8	1	-----	1738 264	1738 264	1738 264	1738 264
21-118-40	HOUSING, Front Pump, w/BUSHING, UP TO Transmission No. 278039 (also specify 1 of 2204 709 Seal)	6	1	2204 712	2204 712			
	Front Pump, AFTER Transmission No. 278039	6	1	2204 712	2204 712			
	Rear Pump	6	1	1942 463	1942 463			
	Rear Pump	8	1	-----	1823 667	1823 667	1823 667	1823 667
21-118-42	OIL SEAL, Front Pump							
	Housing, 2 1/4" O.D.	6	1	2124 705	2124 705			
	2 7/8" O.D., UP TO Trans. No. 1895 430	8	1	-----	*1738 263	*1738 263	*1738 263	*1738 263
	AFTER Trans. No. 1895 430	8	1	-----	E2400 084	E2400 084	E2400 084	E2400 084
21-118-45	OIL SEAL, Front Pump							
	Housing, 8 17/64" O.D., UP TO Transmission No. 278039	6	1	1942 384	1942 384			
	Front Pump, 8 17/64" O.D., AFTER Transmission No. 278039	6	1	2204 709	2204 709			
	6 31/64" O.D.	8	1	-----	1408 245	1408 245	1408 245	1408 245
21-118-47	BUSHING, Front Pump Housing	6	1	2204 953	2204 953			
21-118-53	COVER, Rear Pump Housing	6	1	1942 107	1942 107			
21-118-55	SCREW, Front Pump Housing, w/WASHER	6	6	2124 600	2124 600			

21-119-O TRANSMISSION OIL PAN

21-119-3	PAN, Oil	6	1	1942 514	1942 514			
	SCREW	8	1	-----	1636 286	1636 286	1636 286	1636 286
			★	180 075	180 075	180 075	180 075	180 075

★ Indicates use as required. Numerals in parentheses () refer to notes. Printed in U.S.A.
 E Indicates parts not listed in any previous parts book. Prices and specifications subject to change without notice.
 * Indicates change or addition. March 1, 1962 Supersedes May 31, 1961.

CODE	PART NAME AND DESCRIPTION	CYL	PER CAR	VALIANT	PLYMOUTH	DESOTO	CHRYSLER	IMPERIAL
------	---------------------------	-----	---------	---------	----------	--------	----------	----------

AUTOMATIC 3-SPEED TRANSMISSION

21-119-0 TRANSMISSION OIL PAN - Cont'd

21-119-5	GASKET, Oil Pan	6	1	1942 516	1942 516	1636 448	1636 448	1636 448
		8	1	-----	1636 448			
21-119-11	PLUG, Oil Pan Drain	6	1	863 986	863 986	1636 448	1636 448	1636 448
21-119-12	GASKET, Drain Plug	6	1	863 987	863 987			
21-119-15	TUBE, Oil Filter	6	1	2204 641	2204 641	1636 448	1636 448	1636 448
		8	1	-----	1941 632			
21-119-19	INDICATOR, Oil Level	8	1	-----	1941 634	1941 634	1941 634	1941 634
		8	1	-----	1949 583	1949 583	1949 542	1949 383
		8	1	-----	-----	-----		
		8	1	2204 643	2204 643	1949 383	1949 383	
21-119-25	SEAL, Oil Filter Tube	8	1	-----	1949 383	1949 383	1949 383	1949 383
		6	1	1316 815	1316 815	1949 545	1949 545	1949 545

21-129-0 TRANSMISSION INPUT SHAFT, TORQUE CONVERTER REACTION SHAFT AND INTER-MEDIATE SHAFT

21-129-5	SHAFT, Input, w/Rear Clutch Piston RETAINER, 18T., 23T.	6	1	2125 201	2125 201	1853 673	1853 673	1853 673
		6	1	2125 200	2125 200			
21-129-7	RING, Input Shaft Seal	8	1	-----	1853 673	1853 673	1853 673	1853 673
		6	1	1941 831	1941 831	1941 831	1941 831	1941 831
21-129-8	WASHER, Input Shaft Thrust, .059" thk., Orange	6	1	1942 426	1942 426			
		6	1	6022 859	6022 859			
21-129-10	SHAFT, Reaction, w/SUPPORT, 27T., 6 5/8" lgh.	8	1	-----	1941 831	1941 831	1941 831	1941 831
		8	1	-----	1323 593	1323 593	1323 593	1323 593
		8	1	-----	-----	-----		
21-129-13	RING, Reaction Shaft Support Seal	8	★	-----	1823 872	1823 872	1823 872	1823 872
		8	★	-----	1638 671	1638 671	1638 671	1638 671
		8	★	-----	1638 670	1638 670	1638 670	1638 670
21-129-23	SHAFT, Reaction, w/SUPPORT, 27T., 6 5/8" lgh.	6	1	1942 419	1942 419	1853 594	1853 594	1853 594
		8	1	-----	1853 594			
21-129-24	RING, Reaction Shaft Support Seal	6	2	1942 389	1942 389	1824 553	1824 553	1824 553
		8	1	-----	1824 553			
21-129-23	BUSHING, Reaction Shaft	8	1	-----	1853 595	1853 595	1853 595	1853 595
21-129-24	GASKET, Reaction Shaft Support	6	1	1942 390	1942 390	1636 468	1636 468	1636 468
21-129-30	SHAFT, Intermediate, w/TUBES, 66T., 26 Splines, 12 45/64" lgh.	8	1	-----	1636 468			
21-129-33	RING, Intermediate Shaft Seal, Small	8	1	-----	1636 324	1636 324	1636 324	1636 324
		8	4	-----	1672 287	1672 287	1672 287	1672 287

21-131-0 TRANSMISSION REGULATOR VALVE BODY AND PARTS

21-131-5	BODY	8	1	-----	1636 311	1636 311	1636 311	1636 311
21-131-6	GASKET, Body	8	1	-----	1636 303	1636 303	1636 303	1636 303
21-131-10	VALVE, Regulator	8	1	-----	1672 359	1672 359	1672 359	1672 359
21-131-12	VALVE, Front and Rear Pump Check	8	2	-----	2204 843	2204 843	2204 843	2204 843
		8	1	-----	1854 319	1854 319	1854 319	1854 319
21-131-15	SPRING, Regulator Valve	8	1	-----	1949 673	-----	1949 673	1949 673
		8	1	-----	-----	-----	-----	-----
21-131-20	SEAT, Regulator Valve Spring	8	1	-----	1672 362	1672 362	1672 362	1672 362
		8	1	-----	1672 363	1672 363	1672 363	1672 363
21-131-25	RETAINER, Regulator Valve Spring	8	1	-----	1672 364	1672 364	1672 364	1672 364
		8	1	-----	-----	-----	-----	-----

★ Indicates use as required. Numerals in parentheses () refer to notes. Printed in U.S.A.
 † Indicates parts not listed in any previous parts book. Prices and specifications subject to change without notice.
 March 1, 1962 Supersedes May 31, 1961. Page 21-30 * Indicates change or addition.

CODE	PART NAME AND DESCRIPTION	CYL.	PER CAR	VALIANT	PLYMOUTH	DESOTO	CHRYSLER	IMPERIAL
------	---------------------------	------	---------	---------	----------	--------	----------	----------

AUTOMATIC 3-SPEED TRANSMISSION

21-131-O TRANSMISSION REGULATOR VALVE BODY AND PARTS - Cont'd

21-131-27	GASKET, Regulator Valve Spring Retainer	8	1	----	1117 819	1117 819	1117 819	1117 819
21-131-29	SLEEVE, Regulator Valve Spring	8	1	----	1672 361	1672 361	1672 361	1672 361
21-131-31	SCREW, Regulator Valve Spring Adjusting	8	1	----	1672 365	1672 365	1672 365	1672 365
21-131-35	VALVE, Torque Converter Control	8	1	----	2124 247	2124 247	2124 247	2124 247
21-131-40	SPRING, Torque Converter Control Valve	8	1	----	1630 812	1630 812	1630 812	1630 812
21-131-45	RETAINER, Torque Converter Control Valve Spring	8	1	----	1941 779	1941 779	1941 779	1941 779
21-131-50	GASKET, Torque Converter Control Valve Spring Retainer	8	1	----	1408 375	1408 375	1408 375	1408 375

21-133-O TRANSMISSION CLUTCH

21-133-3	GASKET and SEAL PACKAGE, Front and Rear Clutch and Input Shaft	8	1	----	1843 229	1843 229	1843 229	1843 229
21-133-5	RETAINER, Front Clutch Piston, w/DISC, PISTON and SPRING, UP TO Trans. No. 377 698.	6	1	*2125 243	*2125 241			
	Front Clutch, AFTER Trans. No. 377 698.	6	1	E2205 326	E2204 979			
	Front Clutch, w/225 cu. in. Engine, UP TO Trans. No. 377 698	6	1	*2125 241				
	Front Clutch, w/225 cu. in. Engine, AFTER Trans. No. 377 698	6	1	E2204 979				
	Rear Clutch	8	1	----	2204 757			
	Rear Clutch, High Performance and Heavy Duty	8	1	----	2204 755			
	Rear Clutch	8	1	----	----	2204 755	2204 755	2204 755
	Rear Clutch, Heavy Duty and High Performance, w/o Accumulator Spring, RC1, RC2, RC3	8	1	----	2204 756	2204 756	2204 756	
	Rear Clutch, w/Ram Manifold, RC4	8	1	----	2204 756	----	2204 756	
21-133-7	RETAINER, Front Clutch Piston, w/BUSHING, UP TO Trans. No. 377 698.	6	1	*2125 242	*2125 242			
	Front Clutch, AFTER Trans. No. 377 698	6	1	E2204 980	E2204 980			
	Front Clutch Piston	8	1	----	1853 923	1853 923	1853 923	1853 923
	Rear Clutch Piston	8	1	----	2204 758	2204 758	2204 758	2204 758
21-133-15	PISTON, Front Clutch	6	1	1942 395	1942 395			
	Rear Clutch	6	1	2125 198	2125 198			
	Front Clutch	8	1	----	1853 858	1853 858	1853 858	1853 858
	Rear Clutch	8	1	----	1736 333			
	Rear Clutch, High Performance and Heavy Duty.	8	1	----	1636 276			
	Rear Clutch	8	1	----	----	1636 276	1636 276	1636 276
21-133-17	SEAL, Front Clutch Piston, Inner	6	1	1942 396	1942 396			
	Outer	6	1	1942 397	1942 397			
	Rear Clutch, Inner.	6	1	2125 187	2125 187			
	Outer	6	1	1942 397	1942 397			

★ Indicates use as required.

Numerals in parentheses () refer to notes.

Printed in U.S.A.

E Indicates parts not listed in any previous parts book.

Prices and specifications subject to change without notice.

* Indicates change or addition.

CODE	PART NAME AND DESCRIPTION	CYL.	PER CAR	VALIANT	PLYMOUTH	DESOTO	CHRYSLER	IMPERIAL
------	---------------------------	------	---------	---------	----------	--------	----------	----------

AUTOMATIC 3-SPEED TRANSMISSION

21-133-0 TRANSMISSION CLUTCH - Cont'd

21-133-17	SEAL - Cont'd							
	Front Clutch, Inner	8	1	----	1824 551	1824 551	1824 551	1824 551
	Outer	8	1	----	1824 549	1824 549	1824 549	1824 549
	Rear Clutch, Inner	8	1	----	1824 552	1824 552	1824 552	1824 552
	Outer	8	1	----	1824 550	1824 550	1824 550	1824 550
21-133-20	SPRING, Front Clutch Piston							
	Return	6	1	2124 573	1942 467			
	Front Clutch, w/225 cu. in. Engine	6	1	*1942 467				
	Rear Clutch	6	1	1942 414	1942 414			
	Front Clutch, Inner	8	1	----	1636 365	1636 365	1636 365	1636 365
	Rear Clutch	8	1	----	1636 364			
	Rear Clutch	8	1	----		1738 235	1738 235	1738 235
	Rear Clutch, Heavy Duty	8	1	----			1636 364	
	Rear Clutch, RP2 High Performance and Heavy Duty	8	1	----	1738 235			
	Rear Clutch, RC4, Ram Manifold	8	1	----			1636 364	
	Rear Clutch, High Performance	8	1	----		1636 364		
21-133-22	RETAINER, Front Clutch							
	Piston Spring	6	1	1942 399	1942 399			
		8	1	----	1619 392	1619 392	1619 392	1619 392
	Rear Clutch	8	1	----	1636 289	1636 289	1636 289	1636 289
21-133-25	SNAP RING, Front Clutch							
	Piston Return Spring	8	1	----	1636 356	1636 356	1636 356	1636 356
	Rear Clutch	8	1	----	1636 326	1636 326	1636 326	1636 326
	Rear Clutch	6	1	1942 415	1942 415			
21-133-30	WASHER, Front Clutch and Sun Gear Thrust, w/2 TABS	8	1	----	1636 290	1636 290	1636 290	1636 290
21-133-32	LEVER, Front Clutch	8	8	----	1853 860	1853 860	1853 860	1853 860
21-133-34	RETAINER, Front Clutch							
	Piston Lever	8	1	----	1949 381	1949 381	1949 381	1949 381
21-133-35	HUB, Front Clutch Driving Disc	8	1	----	1853 859	1853 859	1853 859	1853 859
21-133-36	DISC, Front Clutch Driving	6	4	1942 404	1942 404			
	Rear Clutch	6	3	1942 418	1942 418			
	Front Clutch, .060" to .063" thk.	8	★	----	1949 196	1949 196	1949 196	1949 196
	.073" to .076" thk.	8	★	----	1949 197	1949 197	1949 197	1949 197
	.087" to .090" thk.	8	★	----	1949 198	1949 198	1949 198	1949 198
	Rear Clutch	8	★	----	1732 116	1732 116	1732 116	1732 116
21-133-38	PLATE, Front Clutch							
	Rear Clutch	6	4	1942 403	1942 403			
	Front Clutch	6	2	1942 403	1942 403			
	Front Clutch	8	3	----	1636 262	1636 262	1636 262	1636 262
	Rear Clutch	8	★	----	1636 262	1636 262	1636 262	1636 262
21-133-39	PLATE, Front Clutch Pressure							
	Rear Clutch, Front	6	1	1942 402	1942 402			
	Rear Clutch, Rear	6	1	1949 930	1949 930			
	Rear Clutch, Rear	6	1	1942 402	1942 402			
	Front and Rear Clutch Pressure	8	2	----	2124 991	2124 991	2124 991	2124 991
21-133-40	GEAR, Sun, w/BUSHING	6	1	1942 434	1942 434			
21-133-42	SHELL, Sun Gear Driving	6	1	1942 438	1942 438			
21-133-43	SNAP RING, Front Clutch, Outer							
	Inner	6	1	1942 421	1942 421			
	Rear Clutch, .060" thk.	6	★	1942 421	1942 421			
	.068" thk.	6	★	1942 422	1942 422			
	.076" thk.	6	★	1942 423	1942 423			
	Front and Rear Clutch, .060" thk.	8	★	----	1636 315	1636 315	1636 315	1636 315
	.064" thk.	8	★	----	1636 316	1636 316	1636 316	1636 316
	Front Clutch, .069" thk.	8	★	----	1636 317	1636 317	1636 317	1636 317
21-133-45	RING, Sun Gear Rear Clutch	8	2	----	1636 469	1636 469	1636 469	1636 469
21-133-46	RING, Sun Gear Driving							
	Shell Lock	6	2	1942 439	1942 439			
21-133-47	PLATE, Sun Gear Driving							
	Shell Thrust	6	2	2124 258	2124 258			

★ Indicates use as required. Numerals in parentheses () refer to notes. Printed in U.S.A.
 □ Indicates parts not listed in any previous parts book. Prices and specifications subject to change without notice.
 March 1, 1962 Supersedes May 31, 1961. Page 21-32 * Indicates change or addition.

CODE	PART NAME AND DESCRIPTION	CYL	PER CAR	VALIANT	PLYMOUTH	DESOTO	CHRYSLER	IMPERIAL
------	---------------------------	-----	---------	---------	----------	--------	----------	----------

AUTOMATIC 3-SPEED TRANSMISSION

21-133-O TRANSMISSION CLUTCH - Cont'd

21-133-48	WASHER, Sun Gear Driving Shell Thrust	6	2	1942 441	1942 441			
21-133-65	WASHER, Front Clutch Thrust Front and Rear, Plastic	6	2	2204 369	2204 369			
21-133-70	SPRING, Front Clutch Cushion .	8	1	----	1823 731	1823 731	1823 731	1823 731
21-133-71	WASHER, Front Clutch Cushion Spring	8	1	----	1823 729	1823 729	1823 729	1823 729
	SPACER, Front Clutch Lever, Heavy Duty Trans. only, RC1, RC2, RC3	8	1	----	1853 943	----	1853 943	

21-134-O TRANSMISSION KICKDOWN PLANET PINION CARRIER AND COMPONENTS, FRONT AND REAR PLANET PINION CARRIER AND COMPONENTS

21-134-5	CARRIER, w/PINIONS and WASHERS, Front	6	1	E2298 931	E2298 931			
	Rear	6	1	E2298 932	E2298 932			
	CARRIER, w/PINIONS, Kickdown w/Ram Manifold, RC4	8	1	----	*2125 070	*2125 070	*2125 070	*2125 070
		8	1	----	2125 071	----	2125 071	
21-134-30	PLATE, Kickdown Carrier Thrust, 3.42" O.D.	8	1	----	1638 667	1638 667	1638 667	1638 667
	WASHER, Kickdown Carrier Thrust, w/3 TABS, 3.38" O.D.	8	1	----	1636 376	1636 376	1636 376	1636 376
21-134-36	SUPPORT, Front Annulus Gear .	6	1	1942 446	1942 446			
	Rear Annulus Gear	6	1	1942 450	1942 450			
21-134-38	GEAR, Front and Rear Annulus Kickdown Annulus	6	2	1942 443	1942 443			
		8	1	----	1636 264	1636 264	1636 264	1636 264
21-134-40	SNAP RING, Front and Rear Annulus Gear	6	2	1942 444	1942 444			
	Front Annulus Gear Support . .	6	1	1942 448	1942 448			
	Kickdown Annulus Gear, .060" thk.	8	★	----	1636 357	1636 357	1636 357	1636 357
	.064" thk.	8	★	----	1636 358	1636 358	1636 358	1636 358
21-134-45	WASHER, Front Annulus Gear Support Thrust	6	1	1942 447	1942 447			
21-134-50	GEAR, Reverse Sun, w/BUSHING	8	1	----	1636 307	1636 307	1636 307	1636 307
21-134-51	WASHER, Sun Gear Thrust . . .	8	1	----	1636 314	1636 314	1636 314	1636 314

21-135-O TRANSMISSION REVERSE PLANET PINION CARRIER AND COMPONENT PARTS

21-135-9	SNAP RING, Output Shaft Drive Housing	8	1	----	1636 319	1636 319	1636 319	1636 319
21-135-25	GEAR, Reverse Annulus	8	1	----	1736 193	1736 193	1736 193	1736 193
21-135-50	CARRIER, Low and Reverse Planet Pinion	8	1	----	2125 070	2125 070	2125 070	2125 070
	w/Ram Manifold, RC4	8	1	----	2125 071	----	2125 071	

21-136-O TRANSMISSION BANDS

21-136-5	BAND, Kickdown, UP TO Trans. No. 377 698	6	1	*2124 595	*2124 595			
	AFTER Trans. No. 377 698 . . .	6	1	E2204 792	E2204 792			
		8	1	----	2124 714	2124 714	2124 714	2124 714
21-136-15	STRUT, Kickdown Band	1	1	1630 896	1630 896	1630 896	1630 896	1630 896
	ANCHOR, Kickdown Band	8	1	----	1736 427	1736 427	1736 427	1736 427
21-136-17	SCREW, Kickdown Band Adjusting	6	1	1942 477	1942 477			
		8	1	----	1736 215	1736 215	1736 215	1736 215

★ Indicates use as required.

E Indicates parts not listed in any previous parts book.

* Indicates change or addition.

Numerals in parentheses () refer to notes.

Page 21-33

Printed in U.S.A.
Prices and specifications subject to change without notice.

March 1, 1962 Supersedes May 31, 1961.

CODE	PART NAME AND DESCRIPTION	CYL.	PER CAR	VALIANT	PLYMOUTH	DESOTO	CHRYSLER	IMPERIAL
------	---------------------------	------	---------	---------	----------	--------	----------	----------

AUTOMATIC 3-SPEED TRANSMISSION

21-136-0 TRANSMISSION BANDS - Cont'd

21-136-20	LEVER, Kickdown Band, UP TO Trans. No. 377 698.	6	1	*2124 666				
	AFTER Trans. No. 377 698.	6	1	E2204 952				
	w/225 cu. in. Engine, UP TO Trans. No. 377 698.	6	1	*2124 579				
	w/225 cu. in. Engine, AFTER Trans. No. 377 698.	6	1	E2125 067				
	UP TO Trans. No. 377 698.	6	1	-----	*2124 579			
	AFTER Trans. No. 377 698.	6	1	-----	E2125 067			
		8	1	-----	1736 344	1949 655	1949 655	1949 655
	Heavy Duty, High Performance and w/Ram Manifold	8	1	-----	1949 655			
21-136-23	SHAFT, Kickdown Band Lever	6	1	1942 132	1942 132			
21-136-30	BAND, Reverse	6	1	1942 487	1942 487			
21-136-41	ANCHOR, Reverse Band	6	1	1942 496	1942 496			
	STRUT, Reverse Band.	6	1	1942 497	1942 497			
	ANCHOR, Low and Reverse Band	8	1	-----	1736 427	1736 427	1736 427	1736 427
	STRUT, Low and Reverse Band	8	1	-----	1736 423	1736 423	1736 423	1736 423
21-136-44	LINK, Reverse Band	6	1	1942 494	1942 494			
21-136-47	LEVER, Reverse Band, w/STEM Reverse Band, Short	6	1	1942 491	1942 491			
		6	1	1942 140	1942 140			
21-136-49	SHAFT, Reverse Band Lever	6	1	1942 493	1942 493			
21-136-52	SCREW, Reverse Band Adjusting	6	1	1942 543	1942 543			
	Low and Reverse Band Adjusting	8	1	-----	1736 215	1736 215	1736 215	1736 215
21-136-65	DRUM, Reverse	6	1	1942 451	1942 451			
21-136-68	SNAP RING, Low and Reverse, Band Drum, .060" thk.	8	★	-----	1636 315	1636 315	1636 315	1636 315
	.064" thk.	8	★	-----	1636 316	1636 316	1636 316	1636 316
	.068" thk.	8	★	-----	1636 317	1636 317	1636 317	1636 317
21-136-80	BAND, Low and Reverse	8	1	-----	1636 367	1636 367	1636 367	1636 367
21-136-200	LEVER, Low and Reverse Band	8	1	-----	1736 519	1736 519	1736 519	1736 519
21-136-210	DRUM, Low and Reverse Band	8	1	-----	1736 187	1736 187	1736 187	1736 187
21-136-214	SUPPORT, Intermediate, w/CAM	8	1	-----	1636 281	1636 281	1636 281	1636 281
21-136-225	SCREW, Intermediate Support	8	3	-----	1636 418	1636 418	1636 418	1636 418
21-136-228	CAM and RETAINER PACKAGE, Overrunning Clutch	6	1	2279 960	2279 960			
21-136-229	WASHER, Cam Screw	6	5	1823 543	1823 543			
21-136-230	HUB, "O" Running Clutch, w/BUSHING	8	1	-----	1736 207	1736 207	1736 207	1736 207
21-136-232	RACE, "O" Running Clutch	6	1	1942 461	1942 461			
21-136-235	ROLLER, "O" Running Clutch Cam.	6	10	670 776	670 776			
		8	10	-----	1619 370	1619 370	1619 370	1619 370
21-136-236	SPRING, "O" Running Clutch Cam Roller	6	10	1942 187	1942 187			
		8	10	-----	1539 546	1539 546	1539 546	1539 546
21-136-237	WASHER, "O" Running Clutch Race Thrust, UP TO Transmission No. 218531	6	1	1942 441	1942 441			
	AFTER Transmission No. 218531	6	1	2204 727	2204 727			
21-137-0 TRANSMISSION SERVOS								
21-137-5	PISTON, Kickdown Servo	6	1	1942 478	1942 478			
		8	1	-----	1736 218	1736 218	1736 218	1736 218
21-137-8	RING, Kickdown Servo Piston Seal, Small	6	1	1672 287	1672 287			
	Large	6	1	1636 470	1636 470			
	Small	8	1	-----	1314 249	1314 249	1314 249	1314 249

★ Indicates use as required.

Numerals in parentheses () refer to notes.

Printed in U.S.A.

E Indicates parts not listed in any previous parts book.

Prices and specifications subject to change without notice.

March 1, 1962 Supersedes May 31, 1961.

Page 21-34

* Indicates change or addition.

CODE	PART NAME AND DESCRIPTION	CYL	PER CAR	VALIANT	PLYMOUTH	DESOTO	CHRYSLER	IMPERIAL
------	---------------------------	-----	---------	---------	----------	--------	----------	----------

AUTOMATIC 3 - SPEED TRANSMISSION

21-137-0 TRANSMISSION SERVOS - Cont'd								
21-137-8	RING - Cont'd							
	Medium	8	1	----	1322 363	1322 363	1322 363	1322 363
	Large	8	1	----	1736 224	1736 224	1736 224	1736 224
	Kickdown Servo Guide Seal . . .	6	1	1636 470	1636 470			
		8	1	----	1736 224	1736 224	1736 224	1736 224
21-137-11	ROD, Kickdown Servo Piston . .	6	1	1942 482	1942 482			
		8	1	----	1736 221	1736 221	1736 221	1736 221
21-137-13	GUIDE, Kickdown Servo							
	Piston Rod	6	1	1942 485	1942 485			
		8	1	----	1736 219	1736 219	1736 219	1736 219
21-137-19	SNAP RING, Kickdown Servo							
	Piston Rod Guide	6	1	1942 486	1942 486			
		8	1	----	1736 223	1736 223	1736 223	1736 223
21-137-22	SPRING, Kickdown Servo Piston	6	1	1942 481	1942 481			
		8	1	----	1736 222	1736 222	1736 222	1736 222
21-137-32	SHAFT, Kickdown and Reverse							
	Lever	8	1	----	1638 565	1638 565	1638 565	1638 565
21-137-33	SPACER, Servo Lever Shaft . . .	8	1	----	1636 446	1636 446	1636 446	1636 446
21-137-35	PISTON, Reverse Servo	6	1	1942 498	1942 498			
		8	1	----	1732 099	1732 099	1732 099	1732 099
21-137-41	SPRING, Reverse Servo Piston							
	Cushion	6	1	1823 941	1823 941			
		8	1	----	1732 102	1732 102	1732 102	1732 102
21-137-44	SNAP RING, Reverse Servo							
	Piston Plug	6	1	1823 940	1823 940			
		8	1	----	1732 101	1732 101	1732 101	1732 101
21-137-47	PLUG, Reverse Servo Piston . .	6	1	1942 152	1942 152			
		8	1	----	1736 214	1736 214	1736 214	1736 214
21-137-50	RING, Reverse Servo Piston							
	Seal, Rubber	6	1	1942 499	1942 499			
		8	1	----	1329 638	1329 638	1329 638	1329 638
21-137-53	SPRING, Reverse Servo Piston .	6	1	1942 458	1942 458			
		8	1	----	1824 316	1824 316	1824 316	1824 316
21-137-56	RETAINER, Reverse Servo							
	Piston Spring	6	1	1942 501	1942 501			
		8	1	----	1824 317	1824 317	1824 317	1824 317
21-137-59	SNAP RING, Reverse Servo							
	Piston Spring Retainer	6	1	1942 502	1942 502			
		8	1	----	1329 642	1329 642	1329 642	1329 642
21-137-200	PISTON, Accumulator	6	1	1942 153	1942 153			
		8	1	----	1736 226	1736 226	1736 226	1736 226
21-137-202	RING, Accumulator Piston							
	Seal, Small	6	1	1941 831	1941 831			
	Large	6	1	2124 255	2124 255			
	Small	8	1	----	1672 287	1672 287	1672 287	1672 287
	Large	8	1	----	1736 233	1736 233	1736 233	1736 233
21-137-205	SPRING, Accumulator Piston . .	6	1	1942 156	1942 156			
		8	1	----	1949 837	1949 837	1949 837	1949 837

21-138-0 TRANSMISSION GOVERNOR

21-138-2	REPAIR PACKAGE, Governor . .	6	1	2196 998	2196 998			
		8	1	----	2084 602	2084 602	2084 602	2084 602
	High Performance	8	1	----	2084 603	2084 603		
	w/Ram Manifold, RC4	8	1	----	1843 403	----	1843 403	
21-138-6	SCREW, Governor Body,							
	w/WASHER	8	4	----	1823 543	1823 543	1823 543	1823 543
21-138-7	SNAP RING, Governor Body . .	6	1	6022 583	6022 583			
21-138-9	SCREW, Governor Locating . .	8	1	----	1736 468	1736 468	1736 468	1736 468
21-138-10	SUPPORT, Governor	6	1	1942 466	1949 776			
21-138-13	WEIGHT, Governor, Outer . . .	1	1	1636 461	1636 461	1636 461	1636 461	1636 461
	Inner	1	1	1636 462	1636 462	1636 462	1636 462	1636 462
	Outer, w/Ram Manifold, RC4 . .	8	1	----	1823 726	----	1823 726	

★ Indicates use as required. Numerals in parentheses () refer to notes. Printed in U.S.A.
 † Indicates parts not listed in any previous parts book. Prices and specifications subject to change without notice.
 * Indicates change or addition. March 1, 1962 Supersedes May 31, 1961.

CODE	PART NAME AND DESCRIPTION	CYL	PER CAR	VALIANT	PLYMOUTH	DESOTO	CHRYSLER	IMPERIAL
------	---------------------------	-----	---------	---------	----------	--------	----------	----------

AUTOMATIC 3 - SPEED TRANSMISSION

21-138-O TRANSMISSION GOVERNOR - Cont'd

21-138-15	SPRING, Governor Weight.	6	1	2124 662				
	w/225 cu. in. Engine	6	1	*1949 858				
	High Performance	8	1	-----	1949 858	1949 858	1949 858	1949 858
	w/Ram Manifold, RC4	8	1	-----	1949 859	1949 859		
21-138-19	SNAP RING, Governor Weight,							
	Inner		1	1636 464	1636 464	1636 464	1636 464	1636 464
	Outer		1	1636 465	1636 465	1636 465	1636 465	1636 465
21-138-21	LOCK, Body Bolt	6	2	2125 024	2125 024			
21-138-23	VALVE, Governor	6	1	2124 663	2124 663			
		8	1	-----	1736 424	1736 424	1736 424	1736 424
21-138-26	SHAFT, Governor Valve		1	1556 082	1556 082	1556 082	1556 082	1556 082
21-138-29	SNAP RING, Governor Valve		2	1638 461	1638 461	1638 461	1638 461	1638 461
	Shaft.		2	1942 109	1942 109			
21-138-38	RING, Governor Support Seal . .	6	2	-----	1636 470	1636 470	1636 470	1636 470
		8	2	-----				

21-139-O TRANSMISSION VALVE BODY AND VALVES

21-139-4	BODY, w/Transfer PLATE	6	1	□2204 894	□2204 894			
		8	1	-----	□2204 896	□2204 896	□2204 896	□2204 896
21-139-5	BODY	8	1	-----	1854 271	1854 271	1854 271	1854 271
21-139-9	VALVE, Manual	6	1	1942 211	1942 211			
		8	1	-----	1941 625	1941 625	1941 625	1941 625
21-139-12	LEVER, Manual Valve	6	1	1942 223	1942 223			
		8	1	-----	1941 688	1941 688	1941 688	1941 688
21-139-24	SPRING, Manual Valve Lever		1	1942 225	1942 225	1942 225	1942 225	1942 225
	Detent Ball		1	1636 423	1636 423			
21-139-30	VALVE, Throttle	6	1	-----	1941 622	1941 622	1941 622	1941 622
		8	1	-----				
21-139-33	SPRING, Throttle Valve		1	1949 847	1949 847	1949 847	1949 847	1949 847
21-139-47	SEAL, Throttle Lever Shaft . .		1	1732 183	1732 183	1732 183	1732 183	1732 183
21-139-48	WASHER, Throttle Lever Shaft .		1	1949 565	1949 565	1949 565	1949 565	1949 565
21-139-49	SNAP RING, Throttle Valve		1	1539 430	1539 430	1539 430	1539 430	1539 430
	Lever Shaft		1	1949 652	1949 652			
21-139-50	LEVER, Throttle Valve	6	1	-----	1941 626	1941 626	1941 626	1941 626
		8	1	-----				
21-139-63	PLUG, Regulator Valve		1	1942 245	1942 245			
	Throttle Pressure		1	1942 218	1942 218			
	Regulator Valve Line Pressure.		1	1942 213	1942 213			
21-139-64	SLEEVE, Regulator Valve Line		1	-----				
	Pressure Plug		1	2124 733	2124 733			
21-139-67	VALVE, Regulator	6	1	2124 734	2124 734			
21-139-68	SPRING, Regulator Valve	6	1	-----				
21-139-71	RETAINER, Regulator Valve		1	2124 735	2124 735			
	Spring		1	2124 736	2124 736			
21-139-74	SCREW, Line Pressure Adjusting		1	-----				
21-139-76	NUT, Line Pressure Adjusting		1	2124 737	2124 737			
	Screw		1	1949 523	1949 523			
	Throttle Pressure Adjusting		1	1941 623	1941 623	1941 623	1941 623	1941 623
	Screw Lock		1	1941 624	1941 624	1941 624	1941 624	1941 624
21-139-78	VALVE, Kickdown		1	-----				
	PLUG, Kickdown Detent		1	2124 382	2124 382	2124 382	2124 382	2124 382
21-139-79	SCREW, Kickdown Detent Plug		1	1854 275	1854 275	1854 275	1854 275	1854 275
	Stop, w/WASHER		1	1854 274	1854 274	1854 274	1854 274	1854 274
21-139-95	VALVE, Shuttle		1	1539 430	1539 430	1539 430	1539 430	1539 430
	PLUG, Shuttle Valve		1	2124 697	2124 697			
21-139-98	SNAP RING, Shuttle Valve	6	1	-----	1854 278	1854 278	1854 278	1854 278
21-139-101	SPRING, Shuttle Valve	8	1	-----				

* Indicates use as required.

Numerals in parentheses () refer to notes.

Printed in U.S.A.

□ Indicates parts not listed in any previous parts book.
March 1, 1962 Supersedes May 31, 1961.

Prices and specifications subject to change without notice.
* Indicates change or addition.

CODE	PART NAME AND DESCRIPTION	C Y L	PER CAR	VALIANT	PLYMOUTH	DESOTO	CHRYSLER	IMPERIAL
------	---------------------------	-------------	------------	---------	----------	--------	----------	----------

AUTOMATIC 3 - SPEED TRANSMISSION

21-139-0 TRANSMISSION VALVE BODY AND VALVES - Cont'd

21-139-105	VALVE, 1-2 Shift		1	1941 602	1941 602	1941 602	1941 602	1941 602
	PLUG, 1-2 Shift Valve Governor		1	1941 603	1941 603	1941 603	1941 603	1941 603
	VALVE, 2-3 Shift		1	1941 600	1941 600	1941 600	1941 600	1941 600
	PLUG, 2-3 Shift Valve Governor		1	1941 601	1941 601	1941 601	1941 601	1941 601
21-139-108	SPRING, 1-2 Shift Valve	6	1	2204 547	2204 547			
		8	1	----	1942 229	1942 229	1942 229	1942 229
	2-3 Shift Valve		1	1942 231	1942 231	1942 231	1942 231	1942 231
21-139-117	VALVE, Torque Converter Control	6	1	2124 256	2124 256			
21-139-118	SPRING, Torque Converter Control Valve	6	1	2124 257	2124 257			
21-139-135	COVER, Regulator Valve	6	1	1942 226	1942 226			
	Shift Valve	6	1	1942 228	1942 228			
	Shuttle Valve	6	1	1942 227	1942 227			
	Shift Valve Plug	6	1	1942 230	1942 230			
	Reverse Blocker Valve	6	1	1942 226	1942 226			
	Reverse Blocker Valve	8	1	----	1854 272	1854 272	1854 272	1854 272
	Throttle Valve	8	1	----	1854 258	1854 258	1854 258	1854 258
	Governor Plug	8	1	----	1854 245	1854 245	1854 245	1854 245
	Shift Valve	8	1	----	1854 273	1854 273	1854 273	1854 273
21-139-140	PLATE, Valve Body UP TO Transmission No. 198612 and AFTER Transmission No. 198949 FROM Transmission No. 198612 to 198949	6	1	2204 498	2204 498			
		6	1	1942 235	1942 235			
		8	1	----	1941 606	1941 606	1941 606	1941 606
21-139-143	VALVE, Front and Rear Pump Check	6	2	2124 552	2124 552			
21-139-144	SPRING, Front and Rear Pump Check Valve	6	2	1942 233	1942 233			
21-139-147	PLATE, Transfer, UP TO Transmission No. 198612 and AFTER Transmission No. 198949 FROM Transmission No. 198612 to 198949	6	1	2204 893	2204 893			
		6	1	1942 236	1942 236			
		8	1	----	1941 605	1941 605	1941 605	1941 605
21-139-150	SCREW, Valve Body and Transfer Plate to Case, w/WASHER	6	10	2124 340	2124 340			
21-139-154	SUPPORT, Transfer Plate	6	1	1942 237	1942 237			
21-139-189	VALVE PACKAGE, Reverse Blocker, w/SEAL and SPRING		1	2275 523	2275 523	2275 523	2275 523	2275 523
21-139-191	SEAL, Reverse Blocker Valve, RV1, RP1, AFTER Trans. No. 307321, RP2, RS1, RC1, RC2, RC3, RC4, RY1, AFTER Trans. No. No. 1821718		1	2204 885	2204 885	2204 885	2204 885	2204 885
21-139-193	SPRING, Reverse Blocker Valve	8	1	2204 890	2204 890	2204 890	2204 890	2204 890
21-139-200	VALVE, 1-2 Relay	8	1	----	1854 276	1854 276	1854 276	1854 276
21-139-202	SPRING, 1-2 Relay	8	1	----	1854 277	1854 277	1854 277	1854 277
21-139-210	VALVE, Throttle Compensator	8	1	----	1941 604	1941 604	1941 604	1941 604
21-139-213	SPRING, Throttle Compensator Valve	8	1	----	1949 516	1949 516	1949 516	1949 516
21-142-0 TRANSMISSION CONTROL LEVERS								
21-142-12	LEVER, Throttle Control	6	1	2120 817	2128 761			
		8	1	----	2121 473	2121 473	2121 473	2121 473
21-142-20	INSULATOR, Throttle Control Lever Sound	6	1	1859 767				
		8	1	----	1859 767	1859 767	1859 767	1859 767
21-142-21	BUSHING, Throttle Control Lever	8	1	----	1859 768	1859 768	1859 768	1859 768

* Indicates use as required.

Numerals in parentheses () refer to notes.

Printed in U.S.A.

☐ Indicates parts not listed in any previous parts book.

Prices and specifications subject to change without notice.

* Indicates change or addition.

