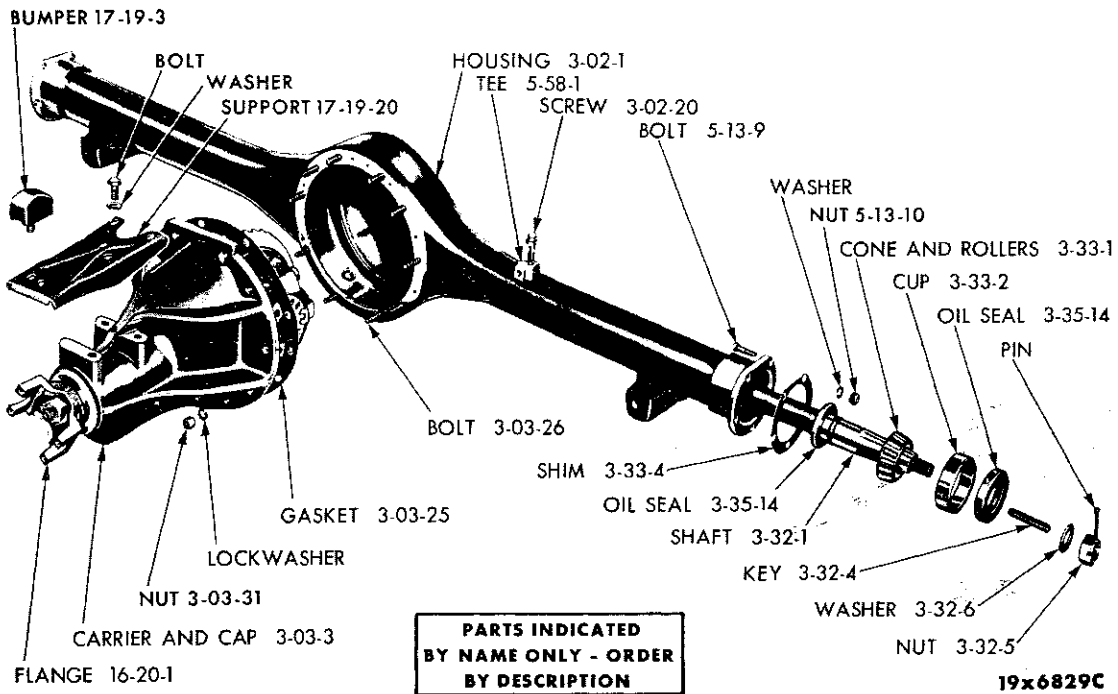
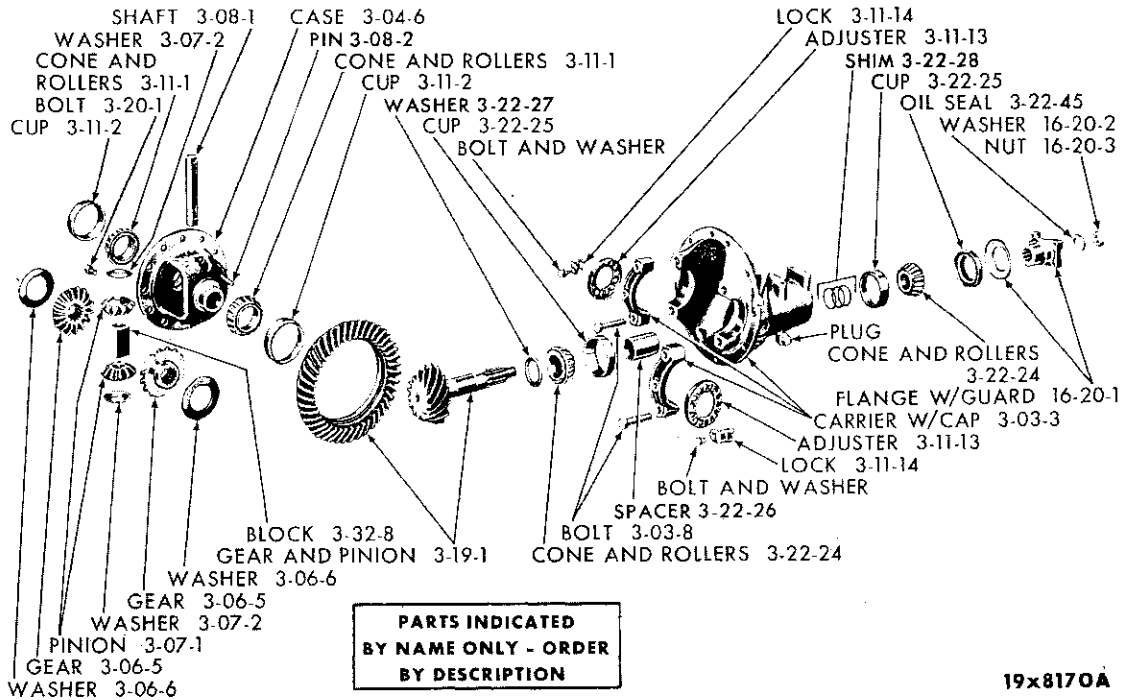


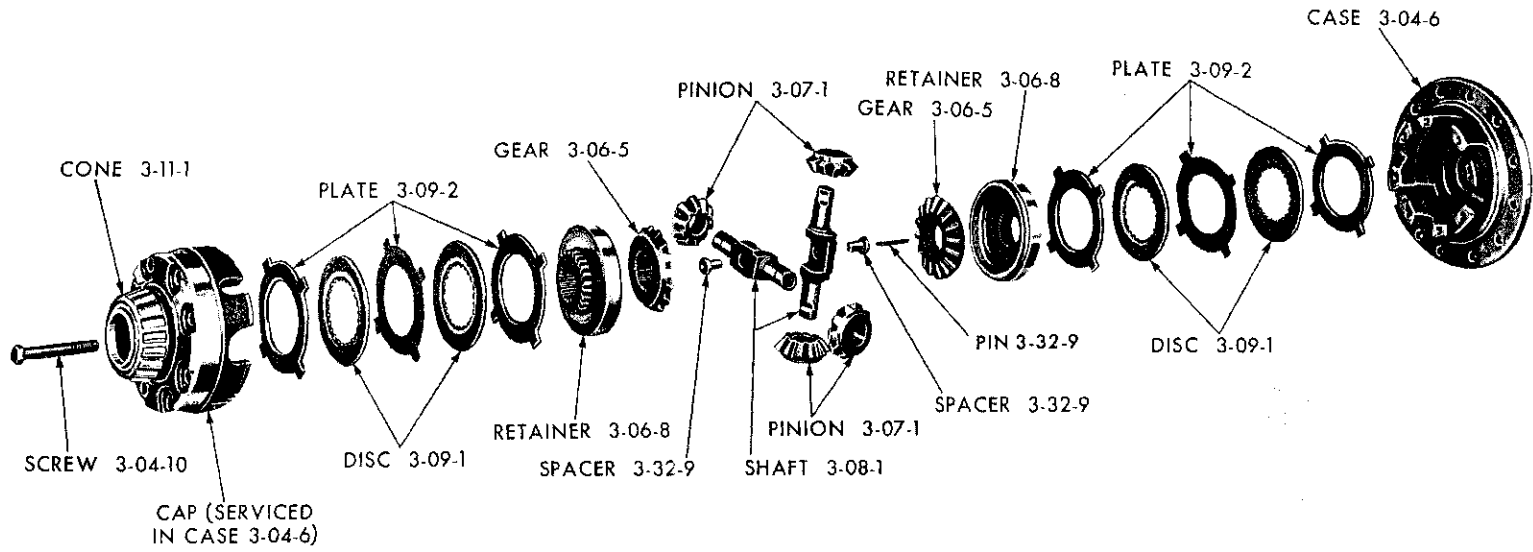
GROUP 3 - AXLE - REAR



REAR AXLE HOUSING AND SHAFT - EXCEPT VALIANT RV1

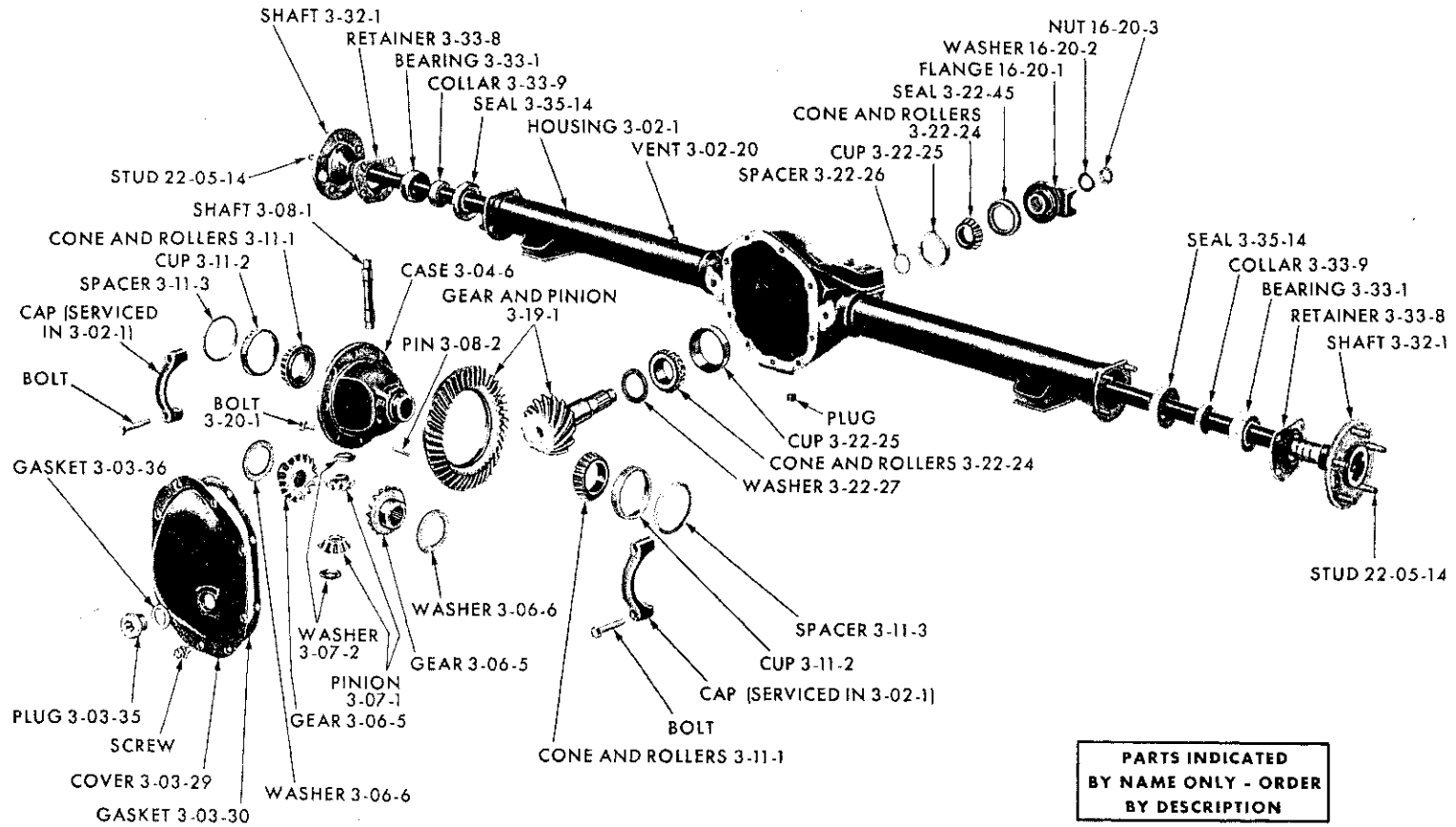


REAR AXLE DIFFERENTIAL AND CARRIER - EXCEPT VALIANT RV1



19x8320B

"NO-SPIN" REAR AXLE DIFFERENTIAL - EXCEPT VALIANT RV1



19x8727B

REAR AXLE DIFFERENTIAL AND CARRIER - VALIANT RV1



CODE	PART NAME AND DESCRIPTION	CYL.	PER CAR	VALIANT	PLYMOUTH	DESOTO	CHRYSLER	IMPERIAL
------	---------------------------	------	---------	---------	----------	--------	----------	----------

**3-01-0 REAR AXLE CONTROL STRUT**

Two types of Differentials are being used in production on 8 cylinder cars.

NOTE 1: Use with 1 3/8" diameter pinion shaft. The carrier has part number 1820 657 embossed on it 2" below the yoke.

NOTE 2: Use with 1 3/4" diameter pinion shaft. The carrier has part number 1634 985 embossed on it 2" below the yoke.

3-01-25	STRUT	8	2	----	----	----	----	1730 160
3-01-28	BUSHING	8	4	----	----	----	----	1635 600
3-01-30	SPACER	8	*	----	----	----	----	1731 769
3-01-33	HANGER	8	2	----	----	----	----	1731 738
3-01-34	BOLT, Hanger	8	8	----	----	----	----	1731 789
3-01-35	NUT, Bolt	8	8	----	----	----	----	1736 993

**3-02-0 REAR AXLE HOUSING**

3-02-1	HOUSING	6	1	2070 012				
	w/8 1/4" dia. Gear	6	1	----	2070 269			
	w/8 3/4" dia. Gear	8	1	----	*2070 270	*2070 270	*2070 270	2070 231
3-02-9	SPACER, Housing to Carrier	8	1	----	----	----	----	1940 447
	Bolt Nut	8	1	----	----	----	----	
3-02-20	SCREW, Vent	8	1	2070 369				1139 204
	UP TO, Screw in Type	1	1	----	925 525	925 525	925 525	
	AFTER, Plug in Type	1	1	----	2070 514	2070 514	2070 514	

**3-03-0 REAR AXLE DIFFERENTIAL AND CARRIER**

3-03-1	DIFFERENTIAL, w/CARRIER, and TUBES, 3.23 to 1 ratio	6	1	2070 619				
	3.55 to 1 ratio	6	1	2070 620				
	3.91 to 1 ratio	6	1	2070 621				
	3.31 to 1 ratio, w/8 1/4" dia. Gear	6	1	----	2070 262			
	3.54 to 1 ratio, w/8 1/4" dia. Gear	6	1	----	E2070 629			
	3.73 to 1 ratio, w/8 3/4" dia. Gear	6	1	----	1828 516			
	3.9 to 1 ratio, w/8 1/4" dia. Gear	6	1	----	2070 643			
	2.93 to 1 ratio, w/8 3/4" dia. Gear	1	1	----	1829 338	1829 338	2070 579	2070 579
	3.31 to 1 ratio, w/8 3/4" dia. Gear	1	1	----	1850 732	1850 732	1850 732	
	3.58 to 1 ratio, w/8 3/4" dia. Gear, RC3	1	1	----	2070 333	2070 333	2070 333	
	3.91 to 1 ratio, w/8 3/4" dia. Gear	8	1	----	1828 517			
	3.23 to 1 ratio, w/8 3/4" dia. Gear	8	1	----	2070 335	2070 335	2070 335	2070 335
	2.93 to 1 ratio, w/Sure-Grip, w/8 3/4" dia. Gear	8	1	----	1829 496	1829 496	2070 583	2070 583
	3.23 to 1 ratio, w/Sure-Grip, w/8 3/4" dia. Gear	8	1	----	----	2070 342	2070 342	
	4.1 to 1 ratio, w/Sure-Grip, Police Cars, w/8 3/4" dia. Gear	8	1	----	1829 502			
3-03-2	DIFFERENTIAL ASSEMBLY, Partial, w/Sure-Grip	8	1	----	E2070 824	E2070 824	E2070 824	E2070 824
3-03-3	CARRIER, w/CUPS, w/8 1/4" dia. Gear	6	1	----	1828 447			
	w/8 3/4" dia. Gear, 1 3/8" dia. Stem, RC1	1	1	----	1820 698(1)	1820 698(1)	1820 698(1)	
	w/8 3/4" dia. Gear, 1 3/4" dia. Stem, RC1	8	1	----	1634 984(2)	1634 984(2)	1634 984(2)	
	w/8 3/4" dia. Gear, RC2, RC3, RC4	8	1	----	----	----	1634 984	1634 984
	w/Sure-Grip	8	1	----	----	1634 984(2)		
3-03-8	SCREW, Cap	4	4	----	314 948	314 948	314 948	314 948

NOTES 1 and 2: See notes at beginning of Group 3.

\* Indicates use as required.

Numerals in parentheses ( ) refer to notes.

Printed in U.S.A.

E Indicates parts not listed in any previous parts book.

Prices and specifications subject to change without notice.

\* Indicates change or addition.

CODE	PART NAME AND DESCRIPTION	C Y L.	PER CAR	VALIANT	PLYMOUTH	DESOTO	CHRYSLER	IMPERIAL
<b>3-03-O REAR AXLE DIFFERENTIAL AND CARRIER - Cont'd</b>								
3-03-25	GASKET, Carrier, w/8 1/4" dia. Gear . . . . .	6	1	----	1318 011			
	w/8 3/4" dia. Gear . . . . .		1	----	1673 367	1673 367	1673 367	1673 367
3-03-26	BOLT, Housing to Carrier . . .		★	----	1135 197	1135 197	1135 197	1135 197
3-03-29	COVER . . . . .	6	1	2070 119				
3-03-30	GASKET, Cover . . . . .	6	1	2070 120				
3-03-31	NUT, Housing to Carrier Bolt .		★	----	1485 066	1485 066	1485 066	1485 066
		8	1	----	----	----	----	1940 596
3-03-35	PLUG, Cover Filler . . . . .	6	1	*2129 351				
3-03-36	GASKET, Plug . . . . .	6	1	2070 122				
<b>3-04-O DIFFERENTIAL CASE</b>								
3-04-6	CASE, w/3.55 and 3.91 ratio, w/5/16" dia. holes, UP TO . .	6	1	2070 022				
	w/3.55 and 3.91 ratio, w/3/8" dia. holes, AFTER . . . . .	6	1	E2070 537				
	w/3.23 ratio . . . . .	6	1	E2070 537				
	w/8 1/4" dia. Gear, (also specify 1 of 1633 937 and 663 480) . . .	6	1	----	1616 505			
	w/8 3/4" dia. Gear . . . . .		1	----	1850 370	1850 370	1850 370	1850 370
	w/Sure-Grip . . . . .	8	1	----	1945 749	1945 749	1945 749	1945 749
3-04-10	SCREW, Case Cap, w/Sure-Grip	8	8	----	1945 751	1945 751	1945 751	1945 751
<b>3-06-O DIFFERENTIAL SIDE GEAR</b>								
3-06-5	GEAR . . . . .	6	2	2070 023				
	w/8 1/4" dia. Gear . . . . .	6	2	----	2070 242			
	w/8 3/4" dia. Gear . . . . .		2	----	2070 148	2070 148	2070 148	2070 148
	w/Sure-Grip . . . . .	8	2	----	1829 448	1829 448	1829 448	1829 448
3-06-6	WASHER, Thrust . . . . .	6	2	2070 024				
	w/8 1/4" dia. Gear . . . . .	6	2	----	632 587			
	w/8 3/4" dia. Gear . . . . .		2	----	1633 960	1633 960	1633 960	1633 960
3-06-8	RETAINER, w/Sure-Grip . . . .	8	1	----	1829 447	1829 447	1829 447	1829 447
<b>3-07-O DIFFERENTIAL PINION</b>								
3-07-1	PINION . . . . .	6	2	2070 025				
	w/8 1/4" dia. Gear . . . . .	6	2	----	1326 219			
	w/8 3/4" dia. Gear . . . . .		2	----	1633 959	1633 959	1633 959	1633 959
	w/Sure-Grip . . . . .	8	4	----	*1829 449	*1829 449	*1829 449	*1829 449
3-07-2	WASHER . . . . .	6	2	2070 026				
	w/8 1/4" dia. Gear . . . . .	6	2	----	663 479			
	w/8 3/4" dia. Gear . . . . .		2	----	1633 961	1633 961	1633 961	1633 961
<b>3-08-O DIFFERENTIAL PINION SHAFT</b>								
3-08-1	SHAFT . . . . .	6	1	2070 027				
	w/8 1/4" dia. Gear, 21/64" hole, UP TO . . . . .	6	1	----	1142 006			
	w/8 1/4" dia. Gear, 17/64" dia. hole, AFTER . . . . .	6	1	----	663 480			
	w/8 3/4" dia. Gear . . . . .		1	----	1633 928	1633 928	1633 928	1633 928
	w/Sure-Grip . . . . .	8	2	----	1829 446	1829 446	1829 446	1829 446
3-08-2	PIN, Lock . . . . .	6	1	152 229				
	w/8 1/4" dia. Gear, 2 1/4" lgh., 5/16" dia., UP TO . . . . .	6	1	----	141 232			
	w/8 1/4" dia. Gear, 1 3/4 lgh., 1/4" dia., Split Pin, AFTER . .	6	1	----	1633 937			
	w/8 3/4" dia. Gear . . . . .		1	----	1633 937	1633 937	1633 937	1633 937

★ Indicates use as required.

Numerals in parentheses ( ) refer to notes.

Printed in U.S.A.

Ⓜ Indicates parts not listed in any previous parts book.

Prices and specifications subject to change without notice.

March 1, 1962 Supersedes Jan. 6, 1961.

Page 3-6

\* Indicates change or addition.

CODE	PART NAME AND DESCRIPTION	CYL.	PER CAR	VALIANT	PLYMOUTH	DESOTO	CHRYSLER	IMPERIAL
<b>3-09-0 DIFFERENTIAL CLUTCH PARTS</b>								
3-09-1	DISC, Clutch, w/Sure-Grip . . . . .	8	★	----	*1829 451	*1829 451	*1829 451	*1829 451
3-09-2	PLATE, Clutch, w/Sure-Grip, .059" thk. . . . .	8	2	----	1850 804	1850 804	1850 804	1850 804
	w/Sure-Grip, .094" thk. . . . .	8	4	----	1829 450	1829 450	1829 450	1829 450
3-09-3	REPAIR KIT, Differential Sure-Grip . . . . .	8	1	----	2070 845	2070 845	2070 845	2070 845
<b>3-11-0 DIFFERENTIAL BEARINGS</b>								
3-11-1	CONE, w/ROLLERS . . . . .	6	2	1937 771				
	w/8 1/4" dia. Gear . . . . .	6	2	----	698 404			
	w/8 3/4" dia. Gear . . . . .	6	2	----	1790 523	1790 523	1790 523	1790 523
3-11-2	CUP . . . . .	6	2	1937 770				
		6	2	----	698 403	698 403	698 403	698 403
3-11-3	SPACER, Adjusting, .2500" thk. .2520" thk. . . . .	6	2	2070 848				
	.2540" thk. . . . .	6	2	2070 849				
	.2560" thk. . . . .	6	2	2070 082				
	.2580" thk. . . . .	6	2	2070 441				
	.2600" thk. . . . .	6	2	2070 442				
	.2620" thk. . . . .	6	2	2070 084				
	.2640" thk. . . . .	6	2	2070 443				
	.2660" thk. . . . .	6	2	2070 444				
	.2680" thk. . . . .	6	2	2070 086				
	.2700" thk. . . . .	6	2	2070 445				
	.2720" thk. . . . .	6	2	2070 446				
	.2740" thk. . . . .	6	2	2070 088				
	.2760" thk. . . . .	6	2	2070 447				
	.2780" thk. . . . .	6	2	2070 448				
	.2800" thk. . . . .	6	2	2070 090				
	.2820" thk. . . . .	6	2	2070 449				
	.2840" thk. . . . .	6	2	2070 450				
	.2860" thk. . . . .	6	2	2070 092				
	.2880" thk. . . . .	6	2	2070 696				
	.2900" thk. . . . .	6	2	2070 697				
	.2920" thk. . . . .	6	2	2070 698				
	.2940" thk. . . . .	6	2	2070 850				
		6	2	2070 851				
3-11-13	ADJUSTER . . . . .	6	2	----	601 864	601 864	601 864	601 864
3-11-14	LOCK, Adjuster . . . . .	6	2	----	308 247	308 247	308 247	308 247
<b>3-19-0 DRIVE GEAR AND PINION SET</b>								
3-19-1	GEAR and PINION SET, 3.23 to 1 ratio . . . . .	6	1	2070 563				
	3.55 to 1 ratio, w/5/16" dia. holes, UP TO . . . . .	6	1	2070 139				
	3.55 to 1 ratio, w/3/8" dia. holes, AFTER . . . . .	6	1	2070 564				
	3.91 to 1 ratio, w/5/16" dia. holes, UP TO . . . . .	6	1	2070 140				
	3.91 to 1 ratio, w/3/8" dia. holes, AFTER . . . . .	6	1	2070 565				
	3.31 to 1 ratio, 8 1/4" dia. Gear .	6	1	----	1634 973			
	3.54 to 1 ratio, 8 1/4" dia. Gear .	6	1	----	1124 304			
	3.9 to 1 ratio, 8 1/4" dia. Gear .	6	1	----	1141 541			
	3.73 to 1 ratio, 8 3/4" dia. Gear, 1 3/8" dia. Stem . . . . .	6	1	----	*1673 380			
	4.1 to 1 ratio, w/8 3/4" dia. Gear and 1 3/4" dia. Stem, Police Cars . . . . .	8	1	----	1673 390			
	2.93 to 1 ratio, 8 3/4" dia. Gear, 1 3/8" dia. Stem, RC1 . . . . .	1	1	----	2070 569(1)	2070 569(1)	2070 569	
	3.23 to 1 ratio, 8 3/4" dia. Gear, 1 3/8" dia. Stem, RC1 . . . . .	1	1	----	*2070 816(1)	*2070 816(1)	*2070 816(1)	

NOTES 1 and 2: See notes at beginning of Group 3.

★ Indicates use as required.

Numerals in parentheses ( ) refer to notes.

Printed in U.S.A.

☐ Indicates parts not listed in any previous parts book.

Prices and specifications subject to change without notice.

\* Indicates change or addition.

# 1961 PASSENGER CAR PARTS CATALOG

AXLE-REAR

CODE	PART NAME AND DESCRIPTION	CYL.	PER CAR	VALIANT	PLYMOUTH	DESOTO	CHRYSLER	IMPERIAL
<b>3-19-0 DRIVE GEAR AND PINION SET - Cont'd</b>								
3-19-1	GEAR and PINION SET - Cont'd							
	3.55 to 1 ratio, 8 3/4" dia. Gear, 1 3/8" dia. Stem, RC1 . . . . .		1	----	*2070 915(1)	*2070 915(1)	*2070 915(1)	
	3.91 to 1 ratio, 8 3/4" dia. Gear, 1 3/8" dia. Stem. . . . .		1	----	2070 300(1)			
	4.56 to 1 ratio, 8 3/4" dia. Gear, 1 3/8" dia. Stem, Export . . . . .		1	----	1738 761(1)			
	2.93 to 1 ratio, 8 3/4" dia. Gear, 1 3/4" dia. Stem, Heavy Duty, RC1 . . . . .	8	1	----		2070 570(2)	2070 570(2)	
	3.23 to 1 ratio, 8 3/4" dia. Gear, 1 3/4" dia. Stem, Heavy Duty, RC1 . . . . .	8	1	----	*2070 817(2)	*2070 817(2)	*2070 817(2)	
	2.93 to 1 ratio, 8 3/4" dia. Gear, 1 3/4" dia. Stem, RC2, RC3, RC4 . . . . .	8	1	----			2070 570	2070 570
	3.23 to 1 ratio, 8 3/4" dia. Gear, 1 3/4" dia. Stem, RC2, RC3, RC4 . . . . .	8	1	----			*2070 817	*2070 817
	2.93 to 1 ratio, 8 3/4" dia. Gear, 1 3/4" dia. Stem, w/Sure-Grip, RC1 . . . . .	8	1	----		*2070 570	2070 570	
	3.23 to 1 ratio, 8 3/4" dia. Gear, 1 3/4" dia. Stem, w/Sure-Grip. . . . .	8	1	----		*2070 817		
<b>3-20-0 DRIVE GEAR BOLT</b>								
3-20-1	BOLT, w/3.55 and 3.91 ratio, 5/16" dia, UP TO . . . . .	6	8	2070 042				
	w/3.55 and 3.91 ratio, 3/8" dia., AFTER . . . . .	6	8	1675 485				
	w/3.23 ratio . . . . .	6	8	1675 485				
	w/8 1/4" dia. Gear . . . . .	6	10		663 481			
	w/8 3/4" dia. Gear . . . . .	6	12		1675 485	1675 485	1675 485	1675 485
	w/Sure-Grip . . . . .	8	12		1945 768	1945 768	1945 768	1945 768
	LOCK, Nut . . . . .	6	5		663 482			
<b>3-22-0 DRIVE PINION BEARINGS</b>								
3-22-24	CONE, Front Bearing , w/ROLLERS . . . . .	6	1	2070 316				
	Front, w/1 3/8" dia. Stem, RC1 Rear . . . . .	6	1	2070 318	1820 552(1)	1820 552(1)	1820 552(1)	
	Rear, w/1 3/8" dia. Stem, RC1 Front, w/1 3/4" dia. Stem, RC1	8	1		1401 809(1)	1401 809(1)	1401 809(1)	
	Rear, w/1 3/4" dia. Stem, RC1 Front, w/1 3/4" dia. Stem, RC2, RC3, RC4 . . . . .	8	1		1401 808(2)	1401 808(2)	1401 808(2)	
	Rear, w/1 3/4" dia. Stem, RC1 Front, w/Sure-Grip, w/1 3/4" dia. Stem, RC1 . . . . .	8	1		1404 472(2)	1404 472(2)	1404 472(2)	
	Rear, w/Sure-Grip, w/1 3/4" dia. Stem, RC1 . . . . .	8	1				1401 808	1401 808
	Front, w/1 3/4" dia. Stem, RC2, RC3, RC4 . . . . .	8	1				1404 472	1404 472
	Rear, w/1 3/4" dia. Stem, RC2, RC3, RC4 . . . . .	8	1					
	Front, w/Sure-Grip, w/1 3/4" dia. Stem, RC1 . . . . .	8	1		1401 808(2)	1401 808(2)	1401 808(2)	
	Rear, w/Sure-Grip, w/1 3/4" dia. Stem, RC1 . . . . .	8	1		1404 472(2)	1404 472(2)	1404 472(2)	
3-22-25	CUP, Front Bearing . . . . .	6	1	2070 317				
	Front, w/1 3/8" dia. Stem, RC1. Rear . . . . .	6	1	2070 319	1820 551(1)	1820 551(1)	1820 551(1)	
	Rear, w/1 3/8" dia. Stem, RC1 . Front, w/1 3/4" dia. Stem, RC1.	8	1		1401 810(1)	1401 810(1)	1401 810(1)	
	Rear, w/1 3/4" dia. Stem, RC1 . Front, w/1 3/4" dia. Stem, RC2, RC3, RC4 . . . . .	8	1		1401 810(2)	1401 810(2)	1401 810(2)	
	Rear, w/1 3/4" dia. Stem, RC1 . Front, w/1 3/4" dia. Stem, RC2, RC3, RC4 . . . . .	8	1		1327 847(2)	1327 847(2)	1327 847(2)	
	Rear, w/1 3/4" dia. Stem, RC2, RC3, RC4 . . . . .	8	1				1401 810	1401 810
	Rear, w/1 3/4" dia. Stem, RC2, RC3, RC4 . . . . .	8	1				1327 847	1327 847

NOTES 1 and 2: See notes at beginning of Group 3.

★ Indicates use as required. Numerals in parentheses ( ) refer to notes. Printed in U.S.A.  
 ☐ Indicates parts not listed in any previous parts book. Prices and specifications subject to change without notice.  
 March 1 1962 Supersedes May 31, 1961. Page 3-8 \* Indicates change or addition.



CODE	PART NAME AND DESCRIPTION	CYL.	PER CAR	VALIANT	PLYMOUTH	DESOTO	CHRYSLER	IMPERIAL
<b>3-22-O DRIVE PINION BEARINGS - Cont'd</b>								
3-22-25	CUP - Cont'd							
	Front, w/Sure-Grip, w/1 3/4" dia. Stem, RC1 . . . . .	8	1	----	1401 810(2)	1401 810(2)	1401 810(2)	
	Rear, w/Sure-Grip, w/1 3/4" dia. Stem, RC1 . . . . .	8	1	----	1327 847(2)	1327 847(2)	1327 847(2)	
3-22-26	SPACER, Front Bearing							
	Adjusting, .074" thk. . . . .	6	★	2070 094				
	.075" thk. . . . .	6	★	2070 454				
	.076" thk. . . . .	6	★	2070 095				
	.077" thk. . . . .	6	★	2070 455				
	.078" thk. . . . .	6	★	2070 096				
	.079" thk. . . . .	6	★	2070 456				
	.080" thk. . . . .	6	★	2070 097				
	.081" thk. . . . .	6	★	2070 457				
	.082" thk. . . . .	6	★	2070 098				
	.083" thk. . . . .	6	★	2070 458				
	.084" thk. . . . .	6	★	2070 099				
	.085" thk. . . . .	6	★	2070 459				
	.086" thk. . . . .	6	★	2070 100				
	.087" thk. . . . .	6	★	2070 460				
	.088" thk. . . . .	6	★	2070 101				
	.089" thk. . . . .	6	★	2070 461				
	.090" thk. . . . .	6	★	2070 102				
	.091" thk. . . . .	6	★	2070 462				
	.092" thk. . . . .	6	★	2070 103				
	.093" thk. . . . .	6	★	2070 463				
	.094" thk. . . . .	6	★	2070 104				
	.095" thk. . . . .	6	★	2070 464				
	.096" thk. . . . .	6	★	2070 105				
	.097" thk. . . . .	6	★	2070 465				
	.098" thk. . . . .	6	★	2070 106				
	.099" thk. . . . .	6	★	2070 466				
	.100" thk. . . . .	6	★	2070 107				
	.101" thk. . . . .	6	★	2070 467				
	.102" thk. . . . .	6	★	2070 108				
	.103" thk. . . . .	6	★	2070 468				
	.104" thk. . . . .	6	★	2070 109				
	.105" thk. . . . .	6	★	2070 469				
	.106" thk. . . . .	6	★	2070 110				
	SPACER, Rear Bearing, RC1 . . . . .	1		----	1738 826(1)	1738 826(1)	1738 826(1)	
3-22-27	WASHER, Rear Bearing,							
	.084" thk., RC1 . . . . .		★	1738 794	1738 794(1)	1738 794(1)	1738 794(1)	
	.086" thk., RC1 . . . . .		★	1738 795	1738 795(1)	1738 795(1)	1738 795(1)	
	.088" thk., RC1 . . . . .		★	1738 796	1738 796(1)	1738 796(1)	1738 796(1)	
	.090" thk., RC1 . . . . .		★	1738 797	1738 797(1)	1738 797(1)	1738 797(1)	
	.092" thk., RC1 . . . . .		★	1738 798	1738 798(1)	1738 798(1)	1738 798(1)	
	.094" thk., RC1 . . . . .		★	1738 799	1738 799(1)	1738 799(1)	1738 799(1)	
	.096" thk., RC1 . . . . .		★	1738 800	1738 800(1)	1738 800(1)	1738 800(1)	
	.098" thk., RC1 . . . . .		★	1738 801	1738 801(1)	1738 801(1)	1738 801(1)	
	.100" thk., RC1 . . . . .		★	1738 802	1738 802(1)	1738 802(1)	1738 802(1)	
	.084" thk., w/Sure-Grip, RC1 . . . . .	8	★	----	----	1738 812(2)	1738 812(2)	
	.086" thk., w/Sure-Grip, RC1 . . . . .	8	★	----	----	1738 813(2)	1738 813(2)	
	.088" thk., w/Sure-Grip, RC1 . . . . .	8	★	----	----	1738 814(2)	1738 814(2)	
	.090" thk., w/Sure-Grip, RC1 . . . . .	8	★	----	----	1738 815(2)	1738 815(2)	
	.092" thk., w/Sure-Grip, RC1 . . . . .	8	★	----	----	1738 816(2)	1738 816(2)	
	.094" thk., w/Sure-Grip, RC1 . . . . .	8	★	----	----	1738 817(2)	1738 817(2)	
	.096" thk., w/Sure-Grip, RC1 . . . . .	8	★	----	----	1738 818(2)	1738 818(2)	
	.098" thk., w/Sure-Grip, RC1 . . . . .	8	★	----	----	1738 819(2)	1738 819(2)	
	.100" thk., w/Sure-Grip, RC1 . . . . .	8	★	----	----	1738 820(2)	1738 820(2)	
	.084" thk., RC1 . . . . .	8	★	----	1738 812(2)	1738 812(2)	1738 812(2)	
	.086" thk., RC1 . . . . .	8	★	----	1738 813(2)	1738 813(2)	1738 813(2)	
	.088" thk., RC1 . . . . .	8	★	----	1738 814(2)	1738 814(2)	1738 814(2)	
	.090" thk., RC1 . . . . .	8	★	----	1738 815(2)	1738 815(2)	1738 815(2)	
	.092" thk., RC1 . . . . .	8	★	----	1738 816(2)	1738 816(2)	1738 816(2)	
	.094" thk., RC1 . . . . .	8	★	----	1738 817(2)	1738 817(2)	1738 817(2)	

NOTES 1 and 2: See notes at beginning of Group 3.

★ Indicates use as required.

□ Indicates parts not listed in any previous parts book.

\* Indicates change or addition.

Numerals in parentheses ( ) refer to notes.

Printed in U.S.A.

Prices and specifications subject to change without notice.

March 1, 1962 Supersedes May 31, 1961.

CODE	PART NAME AND DESCRIPTION	CYL.	PER CAR	VALIANT	PLYMOUTH	DESOTO	CHRYSLER	IMPERIAL
<b>3-22-O DRIVE PINION BEARINGS - Cont'd</b>								
3-22-27	WASHER - Cont'd							
	.096" thk., RC1	8	★	----	1738 818(2)	1738 818(2)	1738 818(2)	
	.098" thk., RC1	8	★	----	1738 819(2)	1738 819(2)	1738 819(2)	
	.100" thk., RC1	8	★	----	1738 820(2)	1738 820(2)	1738 820(2)	
	.084" thk., RC2, RC3, RC4	8	★	----	----	----	1738 812	1738 812
	.086" thk., RC2, RC3, RC4	8	★	----	----	----	1738 813	1738 813
	.088" thk., RC2, RC3, RC4	8	★	----	----	----	1738 814	1738 814
	.090" thk., RC2, RC3, RC4	8	★	----	----	----	1738 815	1738 815
	.092" thk., RC2, RC3, RC4	8	★	----	----	----	1738 816	1738 816
	.094" thk., RC2, RC3, RC4	8	★	----	----	----	1738 817	1738 817
	.096" thk., RC2, RC3, RC4	8	★	----	----	----	1738 818	1738 818
	.098" thk., RC2, RC3, RC4	8	★	----	----	----	1738 819	1738 819
	.100" thk., RC2, RC3, RC4	8	★	----	----	----	1738 820	1738 820
3-22-28	SHIM, Front Bearing Adjusting,							
	.014" thk., RC1		★	----	*1820 703(1)	*1820 703(1)	*1820 703(1)	
	.016" thk., RC1		★	----	1820 704(1)	1820 704(1)	1820 704(1)	
	.018" thk., RC1		★	----	1820 705(1)	1820 705(1)	1820 705(1)	
	.022" thk., RC1		★	----	*1828 725(1)	*1828 725(1)	*1828 725(1)	
	.024" thk., RC1		★	----	1829 440(1)	1829 440(1)	1829 440(1)	
	.026" thk., RC1		★	----	1829 441(1)	1829 441(1)	1829 441(1)	
	.014" thk., w/Sure-Grip, RC1	8	★	----	----	1738 805(2)	1738 805(2)	
	.016" thk., w/Sure-Grip, RC1	8	★	----	----	1738 806(2)	1738 806(2)	
	.018" thk., w/Sure-Grip, RC1	8	★	----	----	1738 807(2)	1738 807(2)	
	.022" thk., w/Sure-Grip, RC1	8	★	----	----	1829 442(2)	1829 442(2)	
	.024" thk., w/Sure-Grip, RC1	8	★	----	----	1829 443(2)	1829 443(2)	
	.026" thk., w/Sure-Grip, RC1	8	★	----	----	1829 444(2)	1829 444(2)	
	.014" thk., RC1	8	★	----	1738 805(2)	1738 805(2)	1738 805(2)	
	.016" thk., RC1	8	★	----	1738 806(2)	1738 806(2)	1738 806(2)	
	.018" thk., RC1	8	★	----	1738 807(2)	1738 807(2)	1738 807(2)	
	.022" thk., RC1	8	★	----	1829 442(2)	1829 442(2)	1829 442(2)	
	.024" thk., RC1	8	★	----	1829 443(2)	1829 443(2)	1829 443(2)	
	.026" thk., RC1	8	★	----	1829 444(2)	1829 444(2)	1829 444(2)	
	.014" thk., RC2, RC3, RC4	8	★	----	----	----	1738 805	1738 805
	.016" thk., RC2, RC3, RC4	8	★	----	----	----	1738 806	1738 806
	.018" thk., RC2, RC3, RC4	8	★	----	----	----	1738 807	1738 807
	.022" thk., RC2, RC3, RC4	8	★	----	----	----	1829 442	1829 442
	.024" thk., RC2, RC3, RC4	8	★	----	----	----	1829 443	1829 443
	.026" thk., RC2, RC3, RC4	8	★	----	----	----	1829 444	1829 444
3-22-45	OIL SEAL, Front Bearing, RC1		1	2070 113	1738 831(1)	1738 831(1)	1738 831(1)	
	w/Sure-Grip, RC1	8	1	----	1828 719(2)	1828 719(2)	1828 719(2)	
	RC2, RC3, RC4	8	1	----	----	----	1828 719	1828 719
<b>3-32-O DRIVE SHAFT</b>								
3-32-1	SHAFT, w/BEARING, COLLAR and STUDS, Rt.	6	1	2070 142				
	Lt.	6	1	2070 143				
	31 5/8" lgh., also specify 1 of 1673373 Oil Seal		2	----	1675 448			
	31 5/8" lgh.	8	2	----	----	1675 448	1675 448	
	32 31/64" lgh.	8	2	----	----	----	----	1675 449
	w/Sure-Grip, 31 1/2" lgh.	8	2	----	1829 266	1829 266	1829 266	
	w/Sure-Grip, 32 3/8" lgh.	8	2	----	----	----	----	1829 267
3-32-4	KEY		2	----	1118 149	1118 149	1118 149	1118 149
3-32-5	NUT		2	----	53 553	53 553	53 553	53 553
3-32-6	WASHER		2	----	50 652	50 652	50 652	50 652
3-32-8	BLOCK, Thrust, w/8 1/4" dia. Gear	6	1	----	2070 243			
	w/8 3/4" dia. Gear		1	----	1940 604	1940 604	1940 604	1940 604
3-32-9	SPACER, Thrust Block, w/Sure-Grip	8	2	----	1829 445	1829 445	1829 445	1829 445
	PIN, w/Sure-Grip	8	1	----	273 703	273 703	273 703	273 703

NOTES 1 and 2: See notes at beginning of Group 3.

★ Indicates use as required.

Numerals in parentheses ( ) refer to notes.

Printed in U.S.A.

Ⓑ Indicates parts not listed in any previous parts book.

Prices and specifications subject to change without notice.

March 1, 1962 Supersedes Jan. 6, 1961.

CODE	PART NAME AND DESCRIPTION	CYL.	PER CAR	VALIANT	PLYMOUTH	DESOTO	CHRYSLER	IMPERIAL
<b>3-33-O DRIVE SHAFT BEARINGS</b>								
3-33-1	CONE, w/ROLLERS . . . . .		2	2070 155	698 400	698 400	698 400	
	CONE, w/CUP and COLLAR, Complete . . . . .	6	2	E2421 069	-----	-----	-----	1673 375
		8	2	-----	698 399	698 399	698 399	
3-33-2	CUP . . . . .		2	-----	-----	-----	-----	1188 715
		8	2	-----	1137 203	1137 203	1137 203	1137 203
3-33-4	SHDM, .005" thk. . . . .		★	-----	681 320	681 320	681 320	681 320
	.012" thk. . . . .		★	-----	681 322	681 322	681 322	681 322
	.030" thk. . . . .		★	-----	-----	-----	-----	-----
3-33-8	RETAINER, Bearing . . . . .	6	2	2070 153	-----	-----	-----	-----
3-33-9	COLLAR, Bearing . . . . .	6	2	2070 156	-----	-----	-----	-----
<b>3-35-O DRIVE SHAFT OIL SEAL</b>								
3-35-14	OIL SEAL, Bearing . . . . .	6	2	2070 130	1139 896			
	1 3/8" I.D., Inner . . . . .		2	-----	-----			
	1 1/2" I.D., Inner . . . . .	8	2	-----	-----	<del>1673 373</del>	<del>1673 373</del>	<del>1673 373</del>
	w/Sure-Grip, 1 1/2" I.D., Inner	8	2	-----	1673 373			
	Outer . . . . .		2	-----	2201 889	2201 889	2201 889	
	Outer . . . . .		2	-----	-----	-----	-----	2207 484

2070 788

**NOTES**

---

---

---

---

---

---

---

---

---

---

---

---

---

---

---

---

---

---

---

---

---

---

---

---

