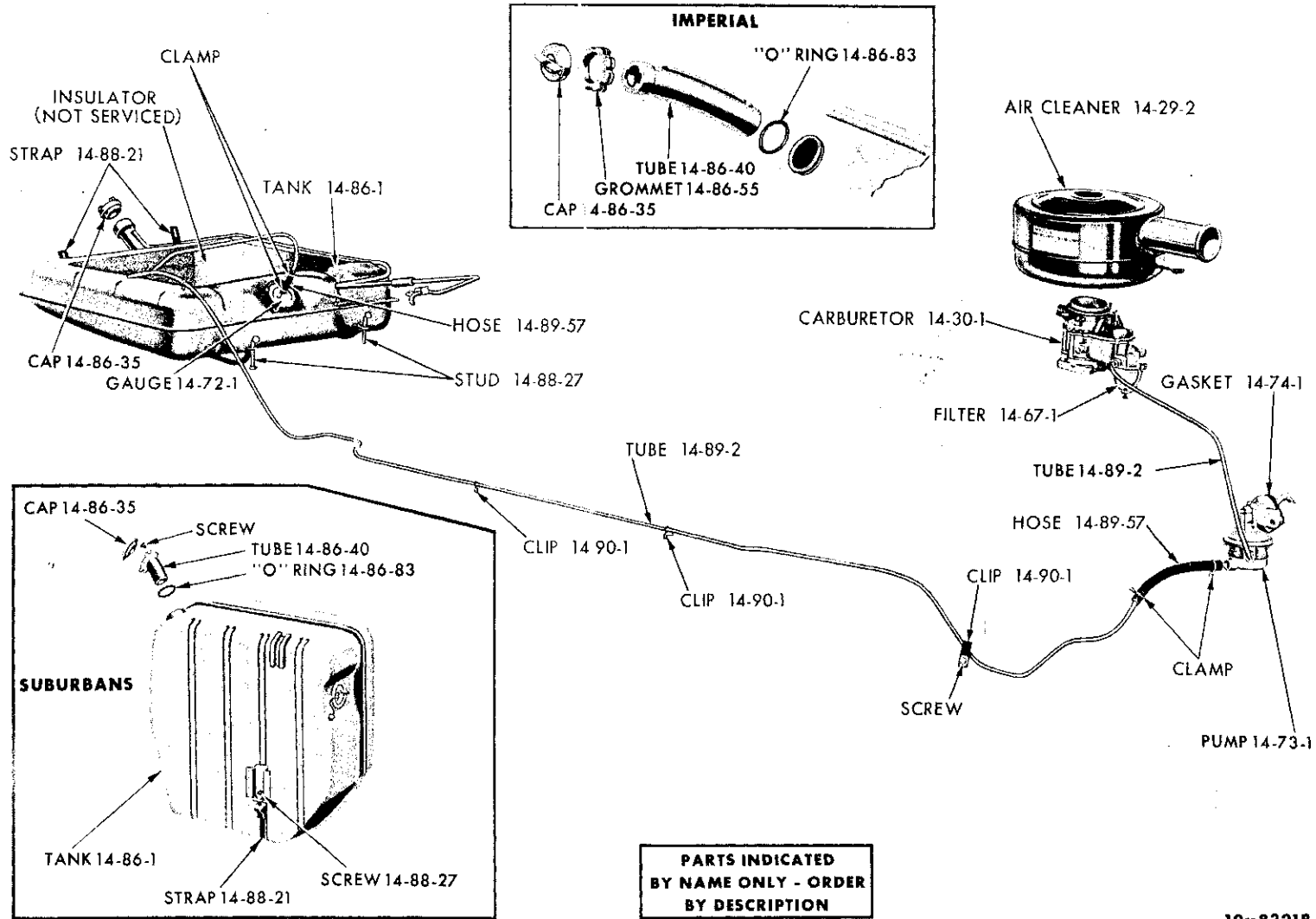


GROUP 14 - FUEL

PARTS INDICATED BY NAME ONLY - ORDER BY DESCRIPTION

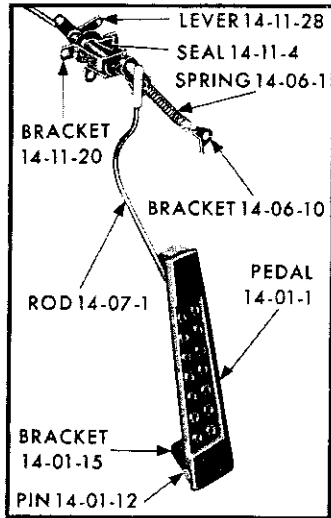
19x8788A

FUEL SYSTEM - VALIANT RV1

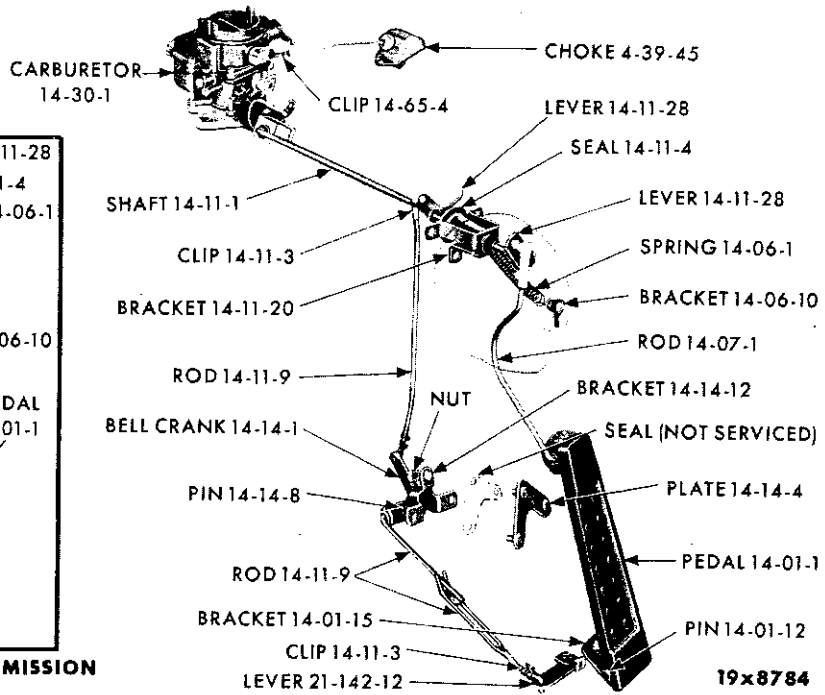


FUEL SYSTEM - EXCEPT VALIANT RV1

**PARTS INDICATED
BY NAME ONLY - ORDER
BY DESCRIPTION**

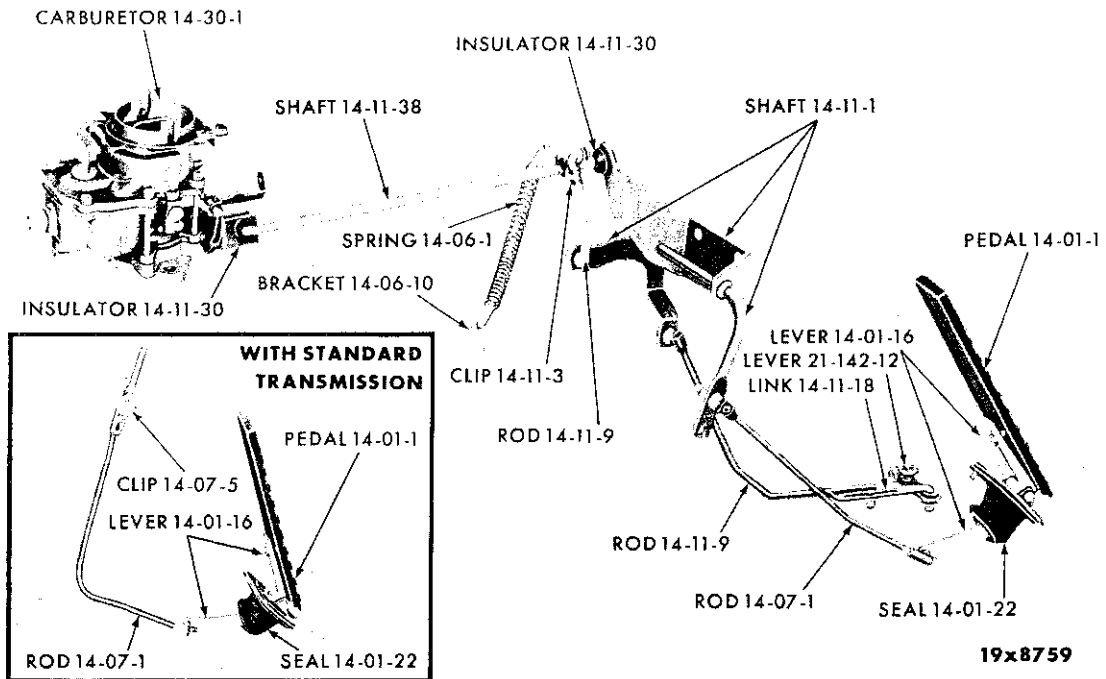


WITH STANDARD TRANSMISSION



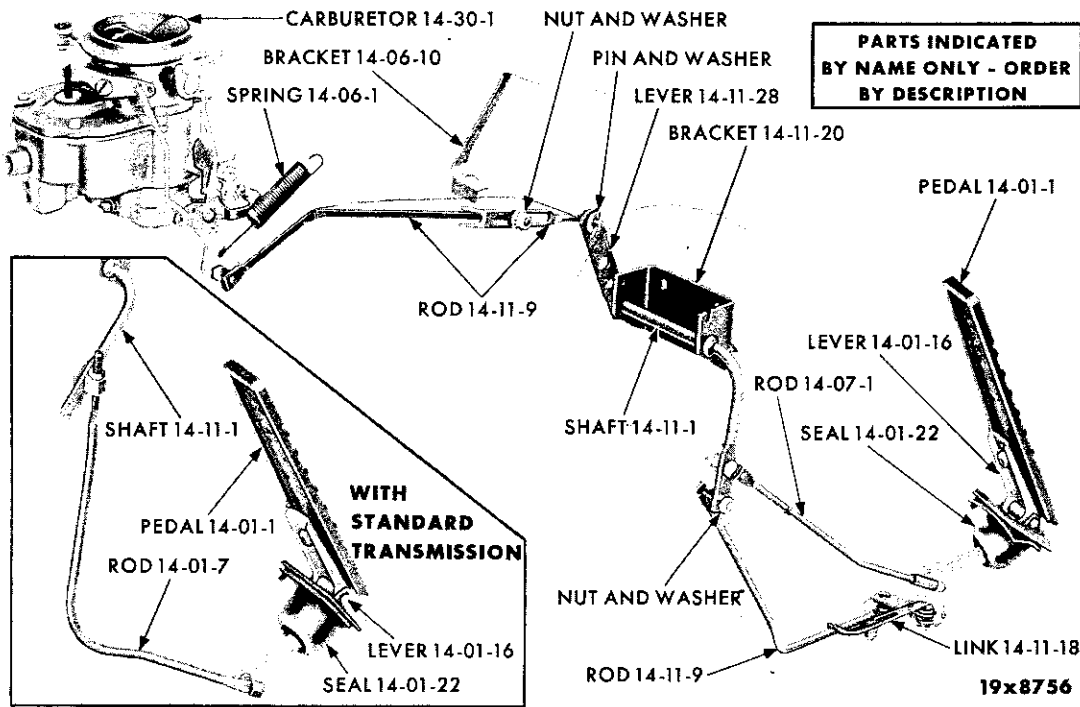
19x8784

THROTTLE LINKAGE - VALIANT RV1

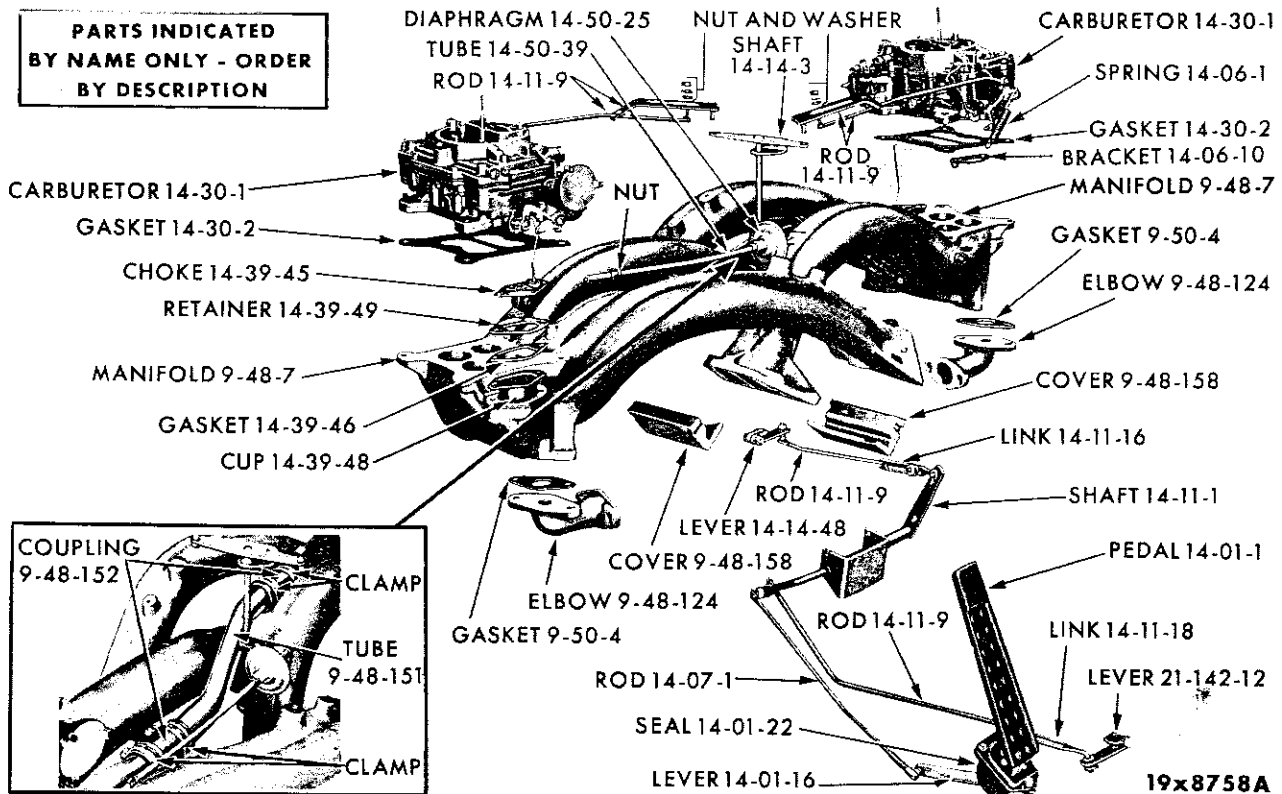


19x8759

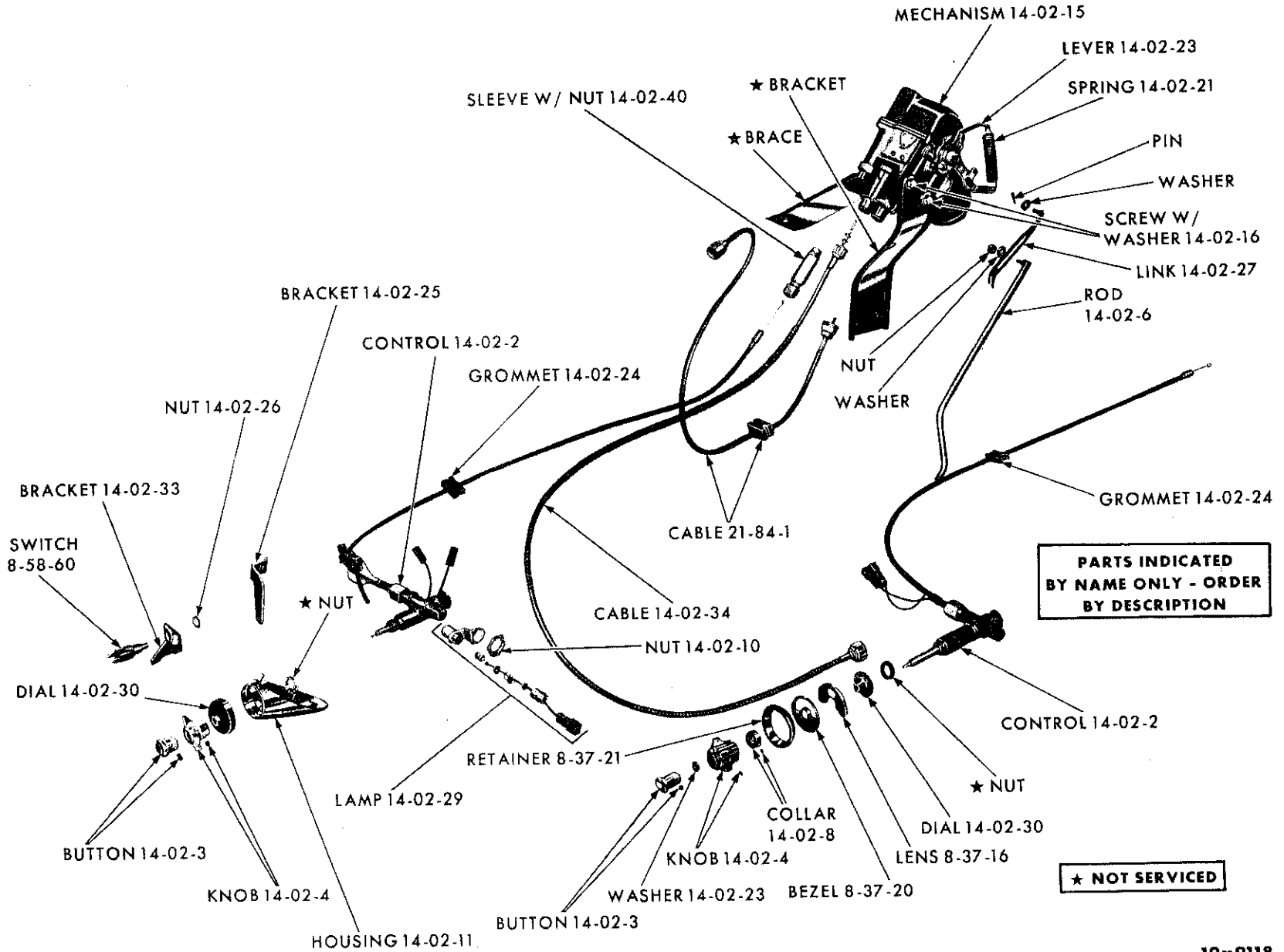
THROTTLE LINKAGE - 6 CYLINDER (EXCEPT VALIANT RV1)



THROTTLE LINKAGE - V8 CYLINDER (EXCEPT WITH RAM MANIFOLD)



THROTTLE LINKAGE - V8 CYLINDER (WITH RAM MANIFOLD)



PARTS INDICATED BY NAME ONLY - ORDER BY DESCRIPTION

★ NOT SERVICED

AUTO PILOT SYSTEM

19x9118

CODE	PART NAME AND DESCRIPTION	CY L.	PER CAR	VALIANT	PLYMOUTH	DESOTO	CHRYSLER	IMPERIAL
14-01-0 ACCELERATOR PEDAL								
14-01-1	PEDAL		1	1947 812	2121 967	2121 967	2121 967	2128 664
14-01-3	SHIELD, Pedal	6	1	2129 305				
14-01-8	CLIP, Pedal Hinge Pin	6	1	1947 818				
14-01-12	PIN, Pedal Hinge	6	1	1947 817				
14-01-15	BRACKET, Pedal	6	1	1947 815				
14-01-16	LEVER, Pedal		1	-----	1947 311	1947 311	1947 311	1858 704
14-01-22	SEAL, Lever		1	-----	1947 415	1947 415	1947 415	1947 415
14-01-23	SCREW, Hinge Bracket Mounting	6	2	1947 301				
14-01-30	BUSHING, Pedal Bracket	6	1	1859 768				
14-01-31	INSULATOR, Pedal Bracket Sound	6	1	1859 767				
14-02-0 AUTOMATIC PILOT								
14-02-1	AUTO. PILOT PACKAGE	8	1	-----	-----	-----	2290 057	2257 581
14-02-2	CONTROL	8	1	-----	-----	-----	1887 792	2197 152
14-02-3	BUTTON, Control Reset	8	1	-----	-----	-----	1972 902	2197 155
14-02-4	KNOB, Control	8	1	-----	-----	-----	1887 798	2256 222
14-02-5	INSULATOR and TERMINAL PACKAGE, Control Lamp	8	1	-----	-----	-----	1843 226	1843 226
14-02-6	ROD, Accelerator Shaft to Auto. Pilot	8	1	-----	-----	-----	*2121 936	
14-02-7	LEVER, Accelerator Shaft to Auto. Pilot	8	1	-----	-----	-----	2121 935	
14-02-8	COLLAR, Control Knob	8	1	-----	-----	-----	-----	2198 361
14-02-10	NUT, Control Lamp Bracket	8	1	-----	-----	-----	6008 070	
14-02-11	HOUSING, Control	8	1	-----	-----	-----	2291 148	
14-02-12	BALL STUD, Accelerator Shaft Lever	8	1	-----	-----	-----	1858 936	
14-02-15	MECHANISM, Drive	8	1	-----	-----	-----	2257 989	2257 989
14-02-16	SCREW, w/WASHER, Auto Pilot Mounting	8	2	-----	-----	-----	6010 019	
	Auto. Pilot to Fender Shield	8	4	-----	-----	-----	6012 068	
14-02-23	WASHER, Reset Button	8	1	-----	-----	-----	1972 906	1972 906
14-02-24	GROMMET, Control	8	1	-----	-----	-----	2097 816	2097 816
14-02-25	BRACKET, Brake Pedal Cutout, w/Power Brakes	8	1	-----	-----	-----	2123 126	
	w/o Power Brakes	8	1	-----	-----	-----	2123 113	
14-02-26	NUT, Brake Switch Mounting	8	1	-----	-----	-----	1886 313	1886 313
14-02-27	LINK, Accelerator Shaft to Auto. Pilot Rod Adjusting	8	1	-----	-----	-----	2121 934	
14-02-28	STUD, Control Housing Mounting	8	★	-----	-----	-----	6010 020	
14-02-29	LAMP, Control	8	1	-----	-----	-----	2097 471	2257 272
14-02-30	DIAL, Control	8	1	-----	-----	-----	1887 794	2197 156
	SCREW		2	-----	-----	-----	162 782	
14-02-32	SWITCH, Brake, Mechanical	8	1	-----	-----	-----	1885 974	1885 974
	Hydraulic	8	1	-----	-----	-----	1886 288	1886 288
	TEE	8	1	-----	-----	-----	444 134	444 134
14-02-33	BRACKET, Cutout Switch	8	1	-----	-----	-----	1850 879	
14-02-34	CABLE, Drive Mechanism	8	1	-----	-----	-----	1887 908	1887 908
14-02-40	SLEEVE, w/NUT, Control	8	1	-----	-----	-----	1881 965	1881 965
14-02-70	SCREW, Auto. Pilot Calibration Adjusting	8	2	-----	-----	-----	2256 702	2256 702
14-06-0 ACCELERATOR PEDAL RETURN SPRING								
14-06-1	SPRING	6	1	1312 131				
	w/Std. Trans., w/Governor	6	1	-----	2129 861			
	w/Auto. Trans., w/Governor	6	1	-----	*1312 131			
	w/or w/o Auto. Trans., w/o Governor	6	1	-----	*1312 131			
	w/or w/o Auto. Trans., Std.	8	1	-----	1859 989			

★ Indicates use as required.

□ Indicates parts not listed in any previous parts book.

* Indicates change or addition.

Numerals in parentheses () refer to notes.

Printed in U.S.A.

Prices and specifications subject to change without notice.

1961 PASSENGER CAR PARTS CATALOG

FUEL

CODE	PART NAME AND DESCRIPTION	CYL	PER CAR	VALIANT	PLYMOUTH	DESOTO	CHRYSLER	IMPERIAL
14-06-0 ACCELERATOR PEDAL RETURN SPRING - Cont'd								
14-06-1	SPRING - Cont'd w/or w/o Auto. Trans., PP2 High Performance and Police Car, w/1-4 Barrel Carburetor, Painted Silver	8	1	-----	1856 580	1856 580	1856 580	1856 580
	w/or w/o Auto. Trans., PP2 High Performance and Police Car, w/1-4 Barrel Carburetor, Painted Purple	8	1	-----	2264 382	2264 382	2264 382	2264 382
	w/Std. Trans. and Ram Manifold, w/2-4 Barrel Carburetors, High Performance and Police Car	8	1	-----	1320 133			
	w/Auto. Trans. and Ram Manifold, w/2-4 Barrel Carburetors, RP2, High Performance and Police Car, RS3, RC4	8	1	-----	1320 133	1320 133	1320 133	
14-06-10	BRACKET, Spring	6	1	2128 776	2128 776			
	w/or w/o Auto. Trans., Std.	8	1	-----	1858 706			
	w/or w/o Auto. Trans., and 1-4 Barrel Carburetor, RP2 High Performance and Police Car.	8	1	-----	1827 999	1827 999	1827 999	1827 999
	w/or w/o Auto. Trans., w/Ram Manifold and 2-4 Barrel Carburetors, RP2 Police Car, RS3, RC4	8	1	-----	2129 668	2129 668	2129 668	
14-07-0 ACCELERATOR PEDAL TO ACCELERATOR SHAFT ROD								
14-07-1	ROD.	6	1	2120 795				
	Taxi, w/GOVERNOR.	6	1	E2264 059				
	w/Std. Trans.	8	1	-----	2203 123			
	w/Auto. Trans.	8	1	-----	1859 396			
	w/Std. Trans. and 1-4 Barrel Carburetor, RP2 High Performance and Police Car, RC1	8	1	-----	2203 123	-----	2203 123	
	w/Auto. Trans. and 1-4 Barrel Carburetor, RP2 High Performance and Police Car	8	1	-----	1859 396	1859 396	1859 396	1858 576
	w/Std. Trans. and Ram Manifold w/2-4 Barrel Carburetors, RP2 Police Car	8	1	-----	2203 123			
	w/Auto. Trans. and Ram Manifold, w/2-4 Barrel Carburetors, RP2 Police Cars, RS3, RC4	8	1	-----	1859 396	1859 396	1859 396	
14-07-5	CLIP, Accelerator Pedal to Accelerator Shaft Rod, RC1.	8	1	-----	1137 669	1137 669	1137 669	
14-07-7	WASHER, Pedal to Shaft Rod, RC1	1	1	-----	631 217	-----	631 217	
14-07-15	SPRING, Rod	6	1	2128 417				
14-11-0 ACCELERATOR SHAFT								
14-11-1	SHAFT, w/or w/o Auto. Trans., w/Governor	6	1	-----	2129 849			
	w/or w/o Auto. Trans., w/o Governor	6	1	-----	2128 495			
	Except Ram Manifold	8	1	-----	2205 885	2205 885	2205 885	1858 892
	w/Ram Manifold	8	1	-----	2206 177	2206 177	2206 177	
	w/Auto. Pilot	8	1	-----	-----	-----	-----	1859 991
14-11-3	CLIP, Accelerator Shaft to Bell Crank Rod	6	1	2120 878				
14-11-4	SEAL, Shaft	6	1	2128 474				
	Taxi, w/GOVERNOR	6	1	E2264 167				
14-11-5	WASHER, Shaft	8	1	-----	6012 072	6012 072	6012 072	

★ Indicates use as required. Numerals in parentheses () refer to notes. Printed in U.S.A.
 ☐ Indicates parts not listed in any previous parts book. Prices and specifications subject to change without notice.
 March 1, 1962 Supersedes Jan. 6, 1961. Page 14-6 * Indicates change or addition.

CODE	PART NAME AND DESCRIPTION	CYL.	PER CAR	VALIANT	PLYMOUTH	DESOTO	CHRYSLER	IMPERIAL
14-11-0 ACCELERATOR SHAFT - Cont'd								
14-11-9	ROD, Shaft to Bell Crank. . . .	6	1	2203 235				
	Shaft to Bell Crank, w/GOVERNOR, Taxi.	6	1	E2264 057				
	Bell Crank to Trans., w/STUD	6	1	2120 814				
	Bell Crank to Trans., w/SLOT. .	6	1	2202 428				
	Bell Crank to Throttle Torque Shaft, w/Governor	6	1	----	2203 264			
	Bell Crank to Throttle Torque Shaft, w/o Governor	6	1	----	2202 445			
	Bell Crank to Trans., w/STUD	6	1	----	2128 505			
	Bell Crank to Trans., w/SLOT. .	6	1	----	2202 428			
	Shaft to Carburetor, w/STUD. .	8	1	----	----	----	----	1859 995
	Shaft to Carburetor, w/STUD, 10 1/4" long	8	1	----	2203 092	2203 092	2203 092	
	Shaft to Carburetor, w/STUD, 10 3/4" long	8	1	----	2120 968	2120 968	2120 968	
	Shaft to Carburetor, w/SLOT. .	8	1	----	2120 980	2120 980	2120 980	1859 996
	Shaft to Trans., w/STUD, w/PowerFlite, RS1	8	1	----	1859 868	1859 868		
	Shaft to Trans., w/STUD, w/Auto. 3 Speed Trans.	8	1	----	2202 790	2202 790	2202 790	2202 790
	Shaft to Trans., w/SLOT. . . .	8	1	----	2129 611	2129 611	2129 611	2129 611
	Shaft to Throttle Shaft Lever, w/Ram Manifold, RP2 Police Car, RS3, RC4	8	1	----	2121 159	2121 159	2121 159	
	Bell Crank to Carburetor, w/STUD, w/Ram Manifold, RP2 Police Car, RS3, RC4 . .	8	1	----	2128 757	2128 757	2128 757	
	Bell Crank to Carburetor, w/SLOT, w/Ram Manifold, RP2 Police Car, RS3, RC4 . .	8	1	----	2129 569	2129 569	2129 569	
14-11-14	SWIVEL, Shaft to Accelerator Pedal Rod, w/Std. Trans., RC1		1	----	2202 379	2202 379	2202 379	
14-11-18	LINK, Shaft to Trans. Adjusting	8	1	----	2129 611	2129 611	2129 611	2129 611
	Bell Crank to Trans.	6	1	----	2202 428			
14-11-20	BRACKET, Shaft		1	2120 799				1734 030
	Shaft Support		1	E2264 060	E2205 820	E2205 820	E2205 820	E2205 820
	BRACKET, Shaft Engine	8	1	----	E2205 794	2205 797	2205 797	
	Shaft Engine, High Performance	8	1	----	*2205 797			
	Shaft Eng., w/Std. Trans. . . .	8	1	----	2206 121		2206 179	
	Shaft Engine, w/Ram Manifold .	8	1	----	2206 179		2206 179	
14-11-23	SCREW, Shaft Bracket Tapping.		3	*1947 301	1947 301	1947 301	1947 301	
14-11-25	PLATE, Shaft Bracket Stud Retainer	8	1	----	----	----	----	1734 028
14-11-28	LEVER, Shaft Rear	6	1	2120 797				
	Intermediate	6	1	2128 778				
	Throttle Torque Shaft	6	1	----	2128 777			
	Shaft	8	1	----	----	----	----	1859 994
14-11-29	BUSHING, Shaft Seal	6	1	2120 525				
	Shaft Bell Crank	6	1	----	1859 768			
	Shaft Lever	8	1	----	1859 768	1859 768	1859 768	1859 768
	Shaft Eng. Bracket	8	1	----	2206 408	2206 408	2206 408	
14-11-30	INSULATOR, Shaft Sound	6	1	2128 347	2203 349			
	Shaft Bell Crank	6	1	----	1859 767			
	Throttle Torque Shaft	6	1	2128 347	2128 347			
	Shaft Lever.	8	1	----	1859 767	1859 767	1859 767	1859 767
14-11-33	BUSHING, Accelerator Shaft Seal	6	1	2120 525	2120 525			
14-11-34	RING, Shaft Retaining	8	1	----	1936 051	1936 051	1936 051	
14-11-38	SHAFT, Throttle Torque	6	1	----	2129 961			
14-11-48	SEAL, Shaft Bracket	8	1	----	----	----	----	1827 773
14-13-0 THROTTLE LINKAGE BALL STUD OR BALL JOINT								
14-13-1	BALL STUD, Accelerator Shaft Lever		1	1858 936	1858 936	1858 936	1858 936	
	Accelerator Shaft	6	1	1858 936				

★ Indicates use as required. Numerals in parentheses () refer to notes. Printed in U.S.A.
 □ Indicates parts not listed in any previous parts book. Prices and specifications subject to change without notice.
 * Indicates change or addition. March 1, 1962 Supersedes Jan. 6, 1961.

CODE	PART NAME AND DESCRIPTION	C Y L.	PER CAR	VALIANT	PLYMOUTH	DESOTO	CHRYSLER	IMPERIAL
14-13-0 THROTTLE LINKAGE BALL STUD OR BALL JOINT - Cont'd								
14-13-1	BALL STUD - Cont'd							
	Accelerator Shaft, Taxi	6	1	*2128 636				
	Throttle Torque Shaft	6	1	----	1858 936			
	Accelerator Shaft, Double Ball		1	----	1859 779	1859 779	1859 779	
	Accelerator Pedal Lever	8	1	----	2128 636	2128 636	2128 636	
	Carburetor Lever	8	1	----	1858 936	1858 936	1858 936	
	Shaft to Trans. Rod	8	1	----	----	----	----	1858 936
	BALL JOINT, Accelerator Pedal to Accelerator Shaft Rod	8	1	----	----	----	----	1617 187
14-13-3	CLIP, Ball Stud, Snap on Type		★	2121 571	2121 571	2121 571	2121 571	2121 571
14-13-5	RETAINER, Ball Stud, Threaded Type		★	1945 197	1945 197	1945 197	1945 197	1945 197
14-14-0 THROTTLE CONTROL BELL CRANK								
14-14-1	BELL CRANK	6	1	2203 239				
14-14-3	SHAFT, Intake Manifold Throttle w/Ram Manifold	8	1	----	2121 745	2121 745	2121 745	
14-14-4	PLATE, Bell Crank Tapping	6	1	2121 694				
14-14-8	PIN, Bell Crank	6	1	2120 811				
14-14-12	BRACKET, Bell Crank Mounting	6	1	2203 240				
14-14-41	PLATE, Bell Crank Tapping	6	1	2121 694				
14-14-42	SCREW, Bell Crank Tapping Plate	6	3	2202 583				
14-14-47	BUSHING, Intake Manifold Throttle Shaft, w/Ram Manifold	8	2	----	1947 542	1947 542	1947 542	
14-14-48	LEVER, Intake Manifold Throttle Shaft, w/Ram Manifold	8	1	----	1947 544	1947 544	1947 544	
14-14-49	EXTENSION, Intake Manifold Throttle Shaft Lever, w/Ram Manifold	8	1	----	2206 030	2206 030	2206 030	
14-14-56	BUSHING, Bell Crank	6	1	1859 768				
14-14-57	INSULATOR, Bell Crank Sound	6	1	1859 767				
14-29-0 CARBURETOR AIR CLEANER								
14-29-2	AIR CLEANER, Dry Type,							
	11 3/4" dia.	6	1	1947 726	1947 726			
	Dry Type, 11 1/8" dia.	6	1	2206 485	2279 891			
	Oil Bath Type, w/o Governor	6	1	2128 805	2128 805			
	Oil Bath Type, w/Governor	6	1	1859 750	1859 750			
	Dry Type, w/2 Barrel Carburetor, 3 3/4" high	8	1	----	2206 254			
	Oil Bath Type, w/2 Barrel Carburetor, Export	8	1	----	2129 383			
	w/Power Package, and 4 Barrel Carburetor	8	1	----	1945 185			
	w/4 Barrel Carburetor, High Performance and Police Car, Painted Black	8	1	----	1947 364			
	w/2-4 Barrel Carburetor and Ram Manifold, Police Car.	8	2	----	2120 633			
	w/2 Barrel Carburetor, RC1, RC2	8	1	----	----	1945 543	1945 543	
	w/4 Barrel Carburetor, RC3.	8	1	----	----	----	1945 543	1945 543
	w/4 Barrel Carburetor, High Performance	8	1	----	----	1945 543		
	w/2-4 Barrel Carburetor, and Ram Manifold, RS3, RC4	8	2	----	----	2120 633	2120 633	
14-29-3	GASKET, Oil Chamber, w/Oil Bath Cleaner, Export	8	1	----	1821 144			
	Filter to Adapter, w/Oil Bath Cleaner, Export	8	1	----	2128 661			

★ Indicates use as required.

Numerals in parentheses () refer to notes.

Printed in U.S.A.

⊔ Indicates parts not listed in any previous parts book.

Prices and specifications subject to change without notice.

March 1, 1962 Supersedes May 31, 1961.

* Indicates change or addition.

CODE	PART NAME AND DESCRIPTION	C Y L.	PER CAR	VALIANT	PLYMOUTH	DESOTO	CHRYSLER	IMPERIAL
14-29-0 CARBURETOR AIR CLEANER - Cont'd								
14-29-5	GASKET, w/o Governor	6	1	1947 797	1947 797			
	w/Governor, Oil Bath Type. . .	6	1	----	2129 000			
	w/2 Barrel Carburetor	8	1	----	1326 847			
	w/4 Barrel Carburetor	8	1	----	1821 170			
	w/Oil Bath Cleaner	8	1	----	1326 847			
		8	1	----	----	1821 170	1821 170	1821 170
14-29-6	FILTER, w/Dry Type Cleaner, use w/1947 726 Cleaner . . .	6	1	1739 548	1739 548			
	w/Dry Type Cleaner, use w/2206 485 Cleaner	6	1	2206 376	2206 376			
	w/Dry Type Cleaner	8	1	----	1739 547			
	w/Oil Bath Cleaner	8	1	----	2129 384			
	RP2 High Performance and Police Car, RS1, High Performance	8	1	----	1851 493	1851 493		
		8	1	----	----	E2203 311	E2203 311	E2203 311
	w/Ram Manifold	8	1	----	2120 634	2120 634	2120 634	
14-29-10	ADAPTER, w/Oil Bath Cleaner, w/Governor	6	1	*2129 000	*2129 000			
	w/Oil Bath Cleaner	8	1	----	E2128 660			
14-29-12	BRACKET, Steady, w/Oil Bath Cleaner, w/Governor	6	1	----	2129 562			
14-29-15	CLAMP, w/Dry Type Cleaner. .	6	1	2129 597	2129 597			
	w/Oil Bath Cleaner	6	1	1947 798	1947 798			
14-29-33	STUD, to Carburetor	8	★	----	1826 286	1826 286	1826 286	1826 286
14-29-44	SPACER, Steady Bracket, w/Governor	6	1	----	2129 856			

14-30-0 CARBURETOR

MODEL	USE WITH TRANSMISSION	CARBURETOR STAMPED	PART NUMBER
14-30-1	CARBURETOR ASSEMBLIES		
RV1	ALL	3093S	2202 408
RV1 Taxi	ALL	3097S	2202 412
RV1 Taxi, California Only	ALL	3129S	2202 886
RV1, California Only	ALL	3127S	2202 884
RP1, w/225 cu. in. Eng.	ALL	3098S	2202 413
RP1 Taxi, w/170 or 225 cu. in. Eng.	ALL	3097S	2202 412
RP1, w/225 cu. in. Eng., Domestic, California Only	ALL	3128S	2202 885
RP1 Taxi, w/170 or 225 cu. in. Eng., California Only	ALL	3129S	2202 886
RP2, w/318 cu. in. Eng., 2 Barrel, Detroit and Valley Park Built	ALL	2921S	2120 048
RP2, w/318 cu. in. Eng., 2 Barrel, Newark and L. A. Built	STANDARD	WW15-43	2121 779
RP2, w/318 cu. in. Eng., 2 Barrel, Newark and L. A. Built	AUTOMATIC	WW15-44	2121 780
RP2, w/318 cu. in. Eng., 2 Barrel, Domestic, L. A. Built	ALL	WW15-45	2202 887
RP2, w/Power Package, w/318 cu. in. Eng., 4 Barrel, Package	AUTOMATIC	3103S	E2275 264
RP2, w/Power Package, w/318 cu. in. Eng., 4 Barrel, Domestic, L. A. Built, w/Closed Vent	AUTOMATIC	3131S	*2202 889
RP2 High Performance, w/361 cu. in. Eng., 1-4 Barrel, Package	ALL	3105S	E2275 267
RP2 Police Car, w/383 cu. in. Eng., 1-4 Barrel, Package	ALL	3105S	E2275 267

★ Indicates use as required.

Numerals in parentheses () refer to notes.

Printed in U.S.A.

⊠ Indicates parts not listed in any previous parts book.

Prices and specifications subject to change without notice.

* Indicates change or addition.

14-30-0 CARBURETOR - Cont'd

MODEL	USE WITH TRANSMISSION	CARBURETOR STAMPED	PART NUMBER
14-30-1 CARBURETOR ASSEMBLIES - Cont'd RP2 Police Car, w/383 cu. in. Eng., California Only, 1-4 Barrel	AUTOMATIC	3133S	2202 891
	STANDARD	3140S	2203 126
RP2 High Performance, w/361 cu. in. Eng., California Only, 1-4 Barrel	AUTOMATIC	3133S	2202 891
RP2 High Performance, w/361 cu. in. Eng., California Only, 1-4 Barrel	AUTOMATIC	3133S	2202 891
RP2 Police Car, w/383 cu. in. Eng. and Ram Manifold, 2-4 Barrel	AUTOMATIC	2903S	1947 809
RS1, w/361 cu. in. Eng., 2 Barrel	ALL	3-188	1947 841
RS1, w/Power Package w/383 cu. in. Eng., 1-4 Barrel	ALL	3152S	*2205 730
RS1, w/361 cu. in. Eng., 4 Barrel, California Only	AUTOMATIC	3133S	*2202 891
RS1, w/361 cu. in. Eng., California Only, 2 Barrel	AUTOMATIC	3132S	*2202 890
RS1, w/383 cu. in. Eng., California Only, 4 Barrel	AUTOMATIC	3133S	*2202 891
RC1, w/361 cu. in. Eng., 2 Barrel	ALL	3-188	1947 841
RC1, w/361 cu. in. Eng., 2 Barrel, California Only	AUTOMATIC	3132S	2202 890
RC2, w/383 cu. in. Eng., 2 Barrel	AUTOMATIC	2923S	2120 050
RC2, w/383 cu. in. Eng., 2 Barrel, California Only	AUTOMATIC	3132S	2202 890
RC3, RY1, w/413 cu. in. Eng., 1-4 Barrel	AUTOMATIC	3108S	2202 423
RC3, RY1, w/413 cu. in. Eng., 1-4 Barrel, California Only	AUTOMATIC	3134S	2202 892
RC4, w/413 cu. in. Eng. and Ram Manifold, 2-4 Barrel	AUTOMATIC	2903S	1947 809

NOTE: For further Carburetor Service Parts see the following Charts.

PART TYPE CODE	SERVICE PARTS	CARBURETOR ASSEMBLIES						
		1947 809 2903S	1947 841 3-188	2120 048 2921S	2120 050 2923S	2121 208 2968S	2121 779 WW15-43	2121 780 WW15-44
14-30-2	GASKET, Flange	1947 810	1822 051	1634 701	1822 051	2121 954	1634 701	1634 701
14-30-4	REPAIR PACKAGE	2084 196	2084 725	E2240 496	2084 188	2084 198	2240 455	2240 457
14-30-7	GASKET PACKAGE	2084 200	2084 728	1826 511	2084 192	2196 212	1631 368	E2275 255
14-30-8	NEEDLE, w/SEAT, Float	2196 207	*2240 436	*2240 410	1826 833	2196 207	2240 436	2240 436
14-30-27	STRAINER, Fuel Inlet	1826 864	-----	-----	-----	1826 864	-----	-----
14-30-28	NUT, Fuel Inlet Strainer	1826 863	-----	-----	-----	1826 863	-----	-----
14-35-1	JET, Main Metering, Std.	-----	2084 729	1618 220	2196 203	-----	1553 087	1553 086
	1 Size Lean	-----	2240 400	-----	E2240 485	-----	1553 086	1631 702
	Primary	1400 857	-----	-----	-----	1400 857	-----	-----
	Secondary	1610 759	-----	-----	-----	1676 717	-----	-----

★ Indicates use as required.

E Indicates parts not listed in any previous parts book.
Jan. 6, 1961 Supersedes Oct. 3, 1960.

Numerals in parentheses () refer to notes.

Prices and specifications subject to change without notice.

Printed in U.S.A.

* Indicates change or addition.

14-30-0 CARBURETOR - Cont'd

CARBURETOR ASSEMBLIES - Cont'd

NOTE: For further Carburetor Service Parts see the following Charts.

PART TYPE CODE	SERVICE PARTS	CARBURETOR ASSEMBLIES						
		1947 809 2903S	1947 841 3-188	2120 048 2921S	2120 050 2928S	2121 208 2968S	2121 779 WW15-43	2121 780 WW15-44
14-35-6	JET, Power By-Pass	----	2084 731	----	----	----	2240 454	2275 262
14-35-8	JET, Main Discharge	----	----	----	----	----	1631 353	1631 353
14-39-45	CHOKE	1947 811	1947 842	1737 780	1858 523	2121 957	1852 020	1852 020
14-41-3	PLUNGER, w/ROD, Pump . . .	2196 208	2084 730	2084 163	1826 607	1826 369	2084 733	2084 733
14-43-5	ROD, Step-Up	2084 184	----	1826 886	2240 492	2084 202	----	----

NOTE: For further Carburetor Service Parts see the following Charts.

PART TYPE CODE	SERVICE PARTS	CARBURETOR ASSEMBLIES						
		2202 408 3093S	2202 409 3094S	2202 412 3097S	2202 413 3098S	2202 414 3099S	2202 418 3103S	2202 420 3105S
14-30-2	GASKET, Flange	Note 1	Note 1	Note 1	Note 1	Note 1	2121 953	2121 952
14-30-4	REPAIR PACKAGE	2196 216	2196 217	2196 246	2240 486	2240 408	2275 251	2275 253
14-30-7	GASKET PACKAGE	2196 221	2196 221	2196 221	2196 222	2196 222	2196 211	2196 209
14-30-8	NEEDLE, w/SEAT, Float	2240 401	2240 401	2240 401	2240 401	2240 401	2196 207	2196 207
14-30-27	STRAINER, Fuel Inlet	----	----	----	----	----	1826 864	1826 864
14-30-28	NUT, Fuel Inlet Strainer	----	----	----	----	----	1826 863	1826 863
14-35-1	JET, Main Metering, Std.	1618 219	1618 219	1618 218	1610 882	1610 882	----	----
	1 Size Lean	1618 218	1618 218	1618 157	1618 222	1618 221	----	----
	Primary	----	----	----	----	----	2240 464	2240 464
	Secondary	----	----	----	----	----	1631 356	1676 770
14-39-45	CHOKE	1947 765	1947 765	1947 765	1947 765	1947 765	2121 955	2121 956
14-41-3	PLUNGER, w/ROD, Pump	2196 214	2196 214	2196 214	2196 214	2196 214	1826 369	1826 369
14-43-5	ROD, Step-Up	1553 141	2196 215	1553 141	1618 108	1826 848	2240 466	2275 252

NOTE: For further Carburetor Service Parts see the following Charts.

PART TYPE CODE	SERVICE PARTS	CARBURETOR ASSEMBLIES						
		2202 421 3106S	2202 423 3108S	2202 884 3127S	2202 885 3128S	2202 886 3129S	2202 887 WW15-45	2202 889 3131S
14-30-2	GASKET, Flange	2121 952	1822 051	Note 2	Note 2	Note 2	1634 701	2121 953
14-30-4	REPAIR PACKAGE	2240 498	2240 467	2240 468	2240 491	2240 471	2240 455	2240 465
14-30-7	GASKET PACKAGE	2196 209	2196 212	2240 472	2240 470	2240 472	1631 368	2196 211
14-30-8	NEEDLE, w/SEAT, Float	2196 207	2196 207	2240 401	2240 401	2240 401	2240 436	2196 207
14-30-27	STRAINER, Fuel Inlet	1826 864	1826 864	----	----	----	----	1826 864
14-30-28	NUT, Fuel Inlet Strainer	1826 863	1826 863	----	----	----	----	1826 863

NOTE 1: On Cars Not Equipped w/Anti-Smog Unit Use (1630 472)

NOTE 2: On Cars Equipped w/Anti-Smog Unit Use (2205 582)

* Indicates use as required.

ⓑ Indicates parts not listed in any previous parts book.

* Indicates change or addition.

Numerals in parentheses () refer to notes.

Prices and specifications subject to change without notice.

Printed in U.S.A.

14-30-0 CARBURETOR - Cont'd

CARBURETOR ASSEMBLIES - Cont'd

NOTE: For further Carburetor Service Parts see the following Charts.

PART TYPE CODE	SERVICE PARTS	CARBURETOR ASSEMBLIES						
		2202 421 3106S	2202 423 3108S	2202 884 3127S	2202 885 3128S	2202 886 3129S	2202 887 WW15-45	2202 889 3131S
14-35-1	JET, Main Metering, Std. . . .	----	----	1618 219	1610 882	1618 218	1553 087	----
	1 Size Lean	----	----	1618 218	----	1618 157	1553 086	----
	Primary	2240 464	2240 464	2240 642	2240 642	2240 642	----	2240 464
	Secondary	1631 356	1676 770	----	----	----	----	1631 356
14-35-6	JET, Power By-Pass	----	----	----	----	----	2240 454	----
14-35-8	JET, Main Discharge	----	----	----	----	----	1631 353	----
14-39-45	CHOKE	2121 956	1858 523	1947 765	1947 765	1947 765	1852 020	2121 955
14-41-3	PLUNGER, w/ROD, Pump	1826 369	1826 369	2196 214	2196 214	2196 214	2084 733	1826 369
14-43-5	ROD, Step-Up	2240 463	2240 466	1631 504	1610 806	1631 502	----	2240 473

NOTE: For further Carburetor Service Parts see the following Charts.

PART TYPE CODE	SERVICE PARTS	CARBURETOR ASSEMBLIES						
		2202 890 3132S	2202 891 3133S	2202 892 3134S	2203 126 3140S	2205 730 3152S		
14-30-2	GASKET, Flange.	1822 051	2121 952	2121 954	2121 952	2121 954	----	----
14-30-4	REPAIR PACKAGE	2240 477	2240 480	2240 467	2240 475	2240 489	----	----
14-30-7	GASKET PACKAGE	2240 473	2106 212	2106 212	2106 209	2106 212	----	----
14-30-8	NEEDLE, w/SEAT, Float	2240 410	2196 207	2196 207	2196 207	2196 207	----	----
14-30-27	STRAINER, Fuel Inlet	----	1826 864	1826 864	1826 864	1826 864	----	----
14-30-28	NUT, Fuel Inlet Strainer	----	1826 863	1826 863	1826 863	1826 863	----	----
14-35-1	JET, Main Metering, Std. . . .	2240 437	----	----	----	----	----	----
	Primary	----	2240 464	2240 464	2240 464	2240 464	----	----
	Secondary	----	2084 166	1676 770	1676 770	1676 692	----	----
14-39-45	CHOKE	1858 523	2121 956	2121 957	2121 956	2121 957	----	----
14-41-3	PLUNGER, w/ROD, Pump	1826 607	1826 369	1826 369	1826 369	1826 369	----	----
14-43-5	ROD, Step-Up	2240 476	2240 479	2240 466	2240 474	2240 488	----	----

CODE	PART NAME AND DESCRIPTION	C Y L.	PER CAR	VALIANT	PLYMOUTH	DESOTO	CHRYSLER	IMPERIAL
14-39-0 CARBURETOR CHOKE ATTACHING PARTS								
14-39-46	GASKET, Choke Coil Well, w/Ram Manifold	8	2	----	1947 731	1947 731	1947 731	
14-39-48	CUP, Coil Well, w/Ram Manifold	8	2	----	1947 729	1947 729	1947 729	
14-39-49	RETAINER, Coil Well, w/Ram Manifold	8	2	----	1947 730	1947 730	1947 730	

★ Indicates use as required. Numerals in parentheses () refer to notes. Printed in U.S.A.
 † Indicates parts not listed in any previous parts book. Prices and specifications subject to change without notice.
 March 1, 1962 Supersedes Jan. 6, 1961. Page 14-12 * Indicates change or addition.

CODE	PART NAME AND DESCRIPTION	CYL.	PER CAR	VALIANT	PLYMOUTH	DESOTO	CHRYSLER	IMPERIAL
14-50-0 ANTI-STALL DIAPHRAGM								
14-50-25	DIAPHRAGM, w/Ram Manifold	8	1	----	2128 762	2128 762	2128 762	
14-50-39	TUBING, 25 ft. rolls	8	*	----	1843 251	1843 251	1843 251	
14-65-0 AUTOMATIC CHOKE TO CARBURETOR ROD CLIP								
14-65-4	CLIP, Stamped D-L		1	1639 182	1639 182	1639 182	1639 182	1639 182
	Stamped D-R		1	1738 635	1738 635	1738 635	1738 635	1738 635
14-67-0 FUEL FILTER								
14-67-1	FILTER, Sealed Type		1	*2084 258	*2084 258	*2084 258	*2084 258	*2084 258
14-67-2	HOSE, Filter to Carburetor		*	*1739 230	*1739 230	*1739 230	*1739 230	*1739 230
	CLAMP		2	* 274 461	* 274 461	* 274 461	* 274 461	* 274 461
14-67-10	FILTER and HOSE PACKAGE, use on Cars Without Factory Installed Fuel Filters		1	----	2084 467	2084 467	2084 467	
14-68-0 GOVERNOR								
NOTE: To insure against delay in shipment of Governor DO NOT send orders to Chrysler Corporation. Enter orders direct to the following: Handy Division of King-Seeley Corporation, Ann Arbor, Michigan, U. S. A.								
14-68-3	GASKET, Governor	6	1	*2205 858	2205 858			
14-68-8	SPACER, Carburetor to Governor	6	1	*2205 857	2205 857			
14-72-0 FUEL TANK GAUGE								
14-72-1	GAUGE	6	1	2209 296				
	Except Sub., w/20 Gallon Tank		1	----	2240 549	2240 549		
	Except Sub., w/23 Gallon Tank		1	----	2240 547	----	2240 547	2240 547
	Sub.		1	----	2240 548	----	2240 548	
14-72-5	CLIP, Gauge Grounding		1	⊕2258 862	⊕2258 412	⊕2258 412	⊕2258 412	⊕2258 412
14-72-9	SEAL, Gauge		1	1948 757	1948 757	1948 757	1948 757	1948 757
14-72-32	INSULATOR and TERMINAL PACKAGE, Gauge Wire		1	1843 226	1843 226	1843 226	1843 226	1843 226
14-72-33	CABLE, w/TERMINAL and INSULATOR, 14 Gage, Blue.		*	----	2257 282	2257 282	2257 282	2257 282
	16 Gage, Red		*	----	2257 443	2257 443	2257 443	2257 443
	18 Gage, Brown		*	----	2257 444	2257 444	2257 444	2257 444
14-72-47	RETAINER, Gauge		1	1730 095	1730 095	1730 095	1730 095	1730 095
14-73-0 FUEL PUMP								
14-73-1	PUMP PACKAGE	6	1	⊕2279 914	⊕2279 914			
	w/o Air Cond.	8	1	----	1843 287			
	w/Air Cond.	8	1	----	1843 400			
	High Performance and Police Car	8	1	----	2275 573			
		8	1	----	----	2275 573	2275 573	2275 573
14-74-0 FUEL PUMP MOUNTING								
14-74-1	GASKET		1	1400 185	1400 185	1400 185	1400 185	1400 185
14-74-2	SCREW, RP2 High Performance and Police Car	8	2	----	579 719	579 719	579 719	579 719
14-77-0 FUEL PUMP PUSH ROD								
14-77-17	ROD, RP2 High Performance and Police Car	8	1	----	1737 745	1737 745	1737 745	1737 745
14-86-0 FUEL TANK								
14-86-1	TANK, except Sub.	6	1	2208 462				
	Sub.	6	1	2208 458				
	Except Sub., 20 Gallon		1	----	2123 641	2123 641		
	Except Sub., 23 Gallon		1	----	2123 642	----	2123 642	2123 623
	Sub., 21 Gallon		1	----	1944 200	----	1944 200	

★ Indicates use as required.

⊕ Indicates parts not listed in any previous parts book.

* Indicates change or addition.

Numerals in parentheses () refer to notes.

Printed in U.S.A.

Prices and specifications subject to change without notice.

March 1, 1962 Supersedes Jan. 6, 1961.

1961 PASSENGER CAR PARTS CATALOG

FUEL

CODE	PART NAME AND DESCRIPTION	C Y L.	PER CAR	VALIANT	PLYMOUTH	DESOTO	CHRYSLER	IMPERIAL
14-86-0 FUEL TANK - Cont'd								
14-86-13	PLUG, Drain		1	----	1739 194	1739 194	1739 194	1739 194
14-86-24	SEAL, Drain Plug		1	----	1739 196	1739 196	1739 196	1739 196
14-86-35	CAP PACKAGE, Filler Tube . .	6	1	2084 608				
	CAP, except Sub.		1	----	1948 749	1948 749	1948 749	1948 749
	Sub., Prime, Pkg.		1	----	2084 322	----	2084 322	
	Sub., Chrome, Pkg.		1	----	2240 235	----	2240 235	
14-86-40	TUBE, Filler, except Sub. . . .	6	1	2208 463				
	Sub.		1	2208 451	1944 208	----	1944 208	
		8	1	----	----	----	----	1948 734
14-86-42	GASKET, Filler Tube Cam . . .	6	1	2073 931				
14-86-50	TUBE, Fuel Vent Intermediate, Sub.	6	1	2073 944				
	Except Sub., Small Tube	6	1	B2208 467				
14-86-51	COUPLING, Vent Tube, Tank End, Sub.	6	1	2073 953				
	Top End, Sub.	6	1	2073 952				
14-86-53	SEAL, Filler Tube Floor Pan, Sub.	6	1	2208 456				
	Except Sub.		1	B2259 222				
14-86-55	GROMMET, Filler Tube	8	1	----	----	----	----	1948 741
14-86-57	HOSE, Vent Tube, except Sub.		1	1828 456	1828 456	1828 456	1828 456	1828 456
14-86-58	CLIP, Vent Tube, except Sub.	6	3	2123 640				
14-86-63	COUPLING, Filler Tube, Sub.	6	1	2073 951				
14-86-64	CLAMP, Floor Pan Fuel Tank Filler Tube Seal	6	1	2082 304				
14-86-83	"O" RING, Filler Tube Sleeve, except Sub.	6	1	2073 938	----	----	----	1730 087
	Sub.		1	----	1730 087	----	1730 087	
14-86-85	FILTER, Inside of Tank		1	1670 694	1670 694	1670 694	1670 694	1670 694
14-87-0 FUEL TANK STONE DEFLECTOR								
14-87-2	DEFLECTOR, Sub.		1	----	1961 353	----	1961 353	
14-88-0 FUEL TANK SUPPORT								
14-88-21	STRAP	6	1	2073 943				
	w/20 Gallon Tank, except Sub.		2	----	1944 174	1944 174		
	w/23 Gallon Tank, except Sub.		2	----	1944 194	----	1944 194	1944 177
	Sub.		1	----	1944 203	----	1944 203	
14-88-27	STUD, Strap		★	1671 610	1944 171	1944 171	1944 171	1671 610
	SCREW, w/WASHER, Sub. . . .		1	----	6012 073	----	6012 073	
14-89-0 FUEL LINE TUBE								
14-89-2	TUBING, 25 ft. rolls, 5/16" O. D.		★	1843 253	1843 253	1843 253	1843 253	1843 253
14-89-57	HOSE, Tube		★	1739 230	1739 230	1739 230	1739 230	1739 230
	Front Tube to Rear Tube . . .		★	----	2200 963	2200 963	2200 963	
	CLAMP		★	274 461	274 461	274 461	274 461	274 461
14-90-0 FUEL LINE CLIP								
14-90-1	CLIP		★	----	2123 341	2123 341	2123 341	

NOTES

★ Indicates use as required. Numerals in parentheses () refer to notes. Printed in U.S.A.
 B Indicates parts not listed in any previous parts book. Prices and specifications subject to change without notice.
 Jan. 6, 1961 Supersedes Oct. 3, 1960. Page 14-14 * Indicates change or addition.