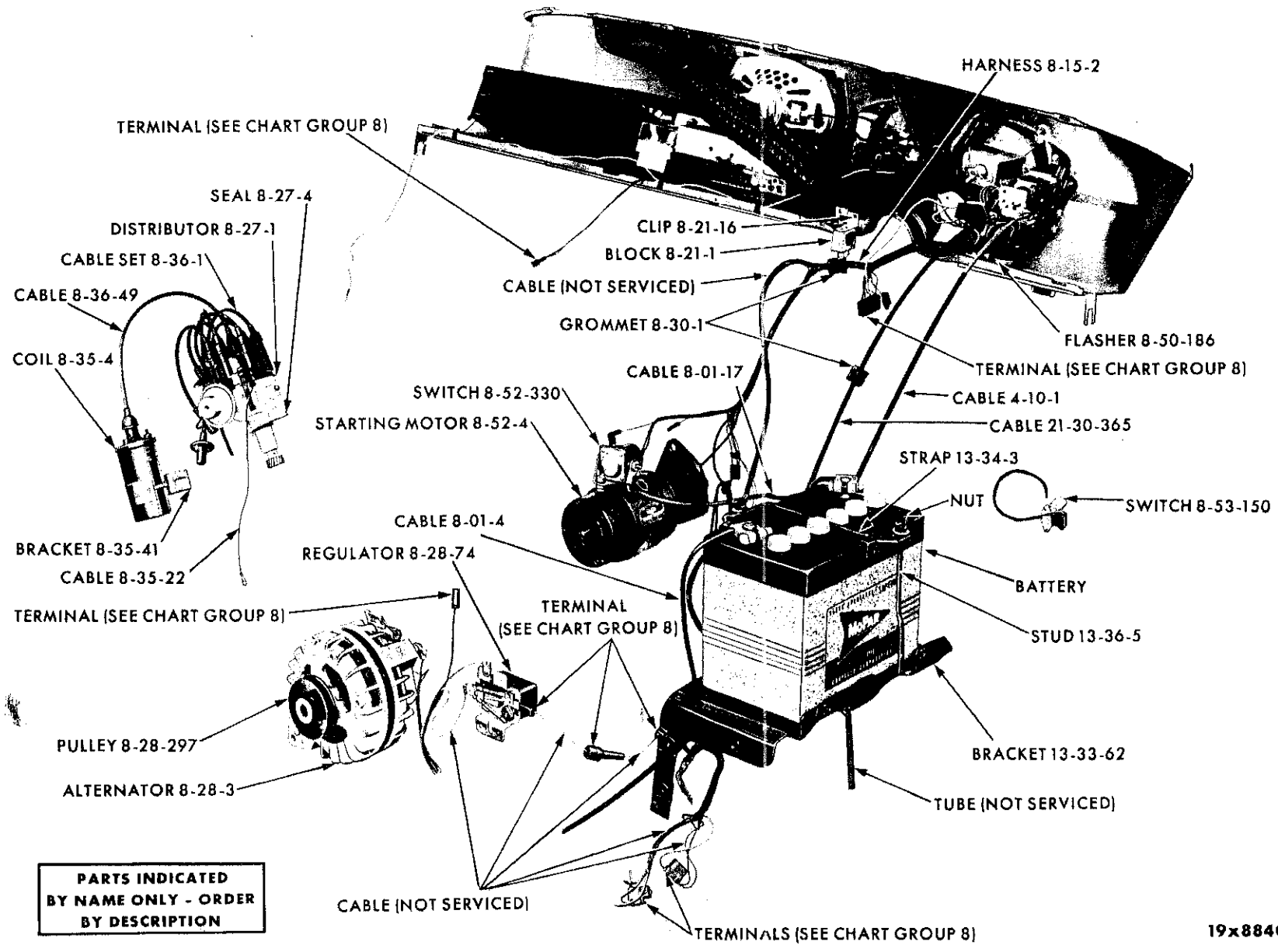


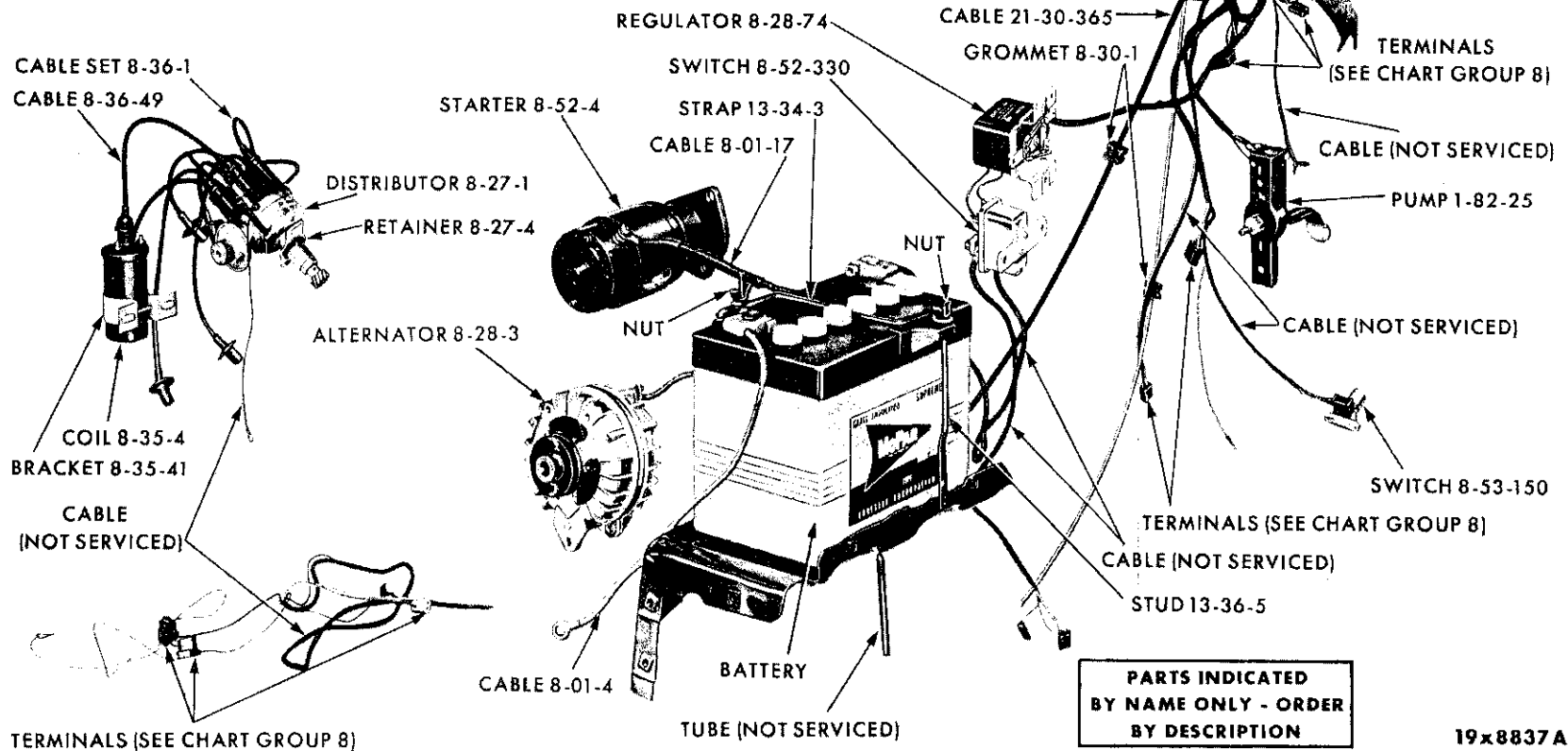

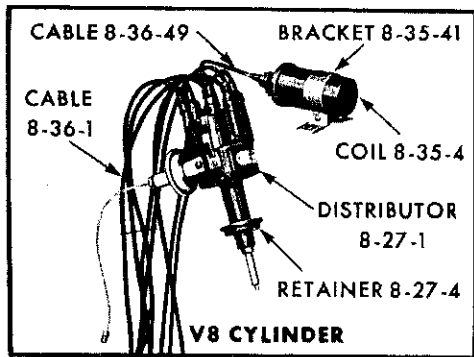
GROUP 8 - ELECTRICAL



**PARTS INDICATED
BY NAME ONLY - ORDER
BY DESCRIPTION**

19x8840

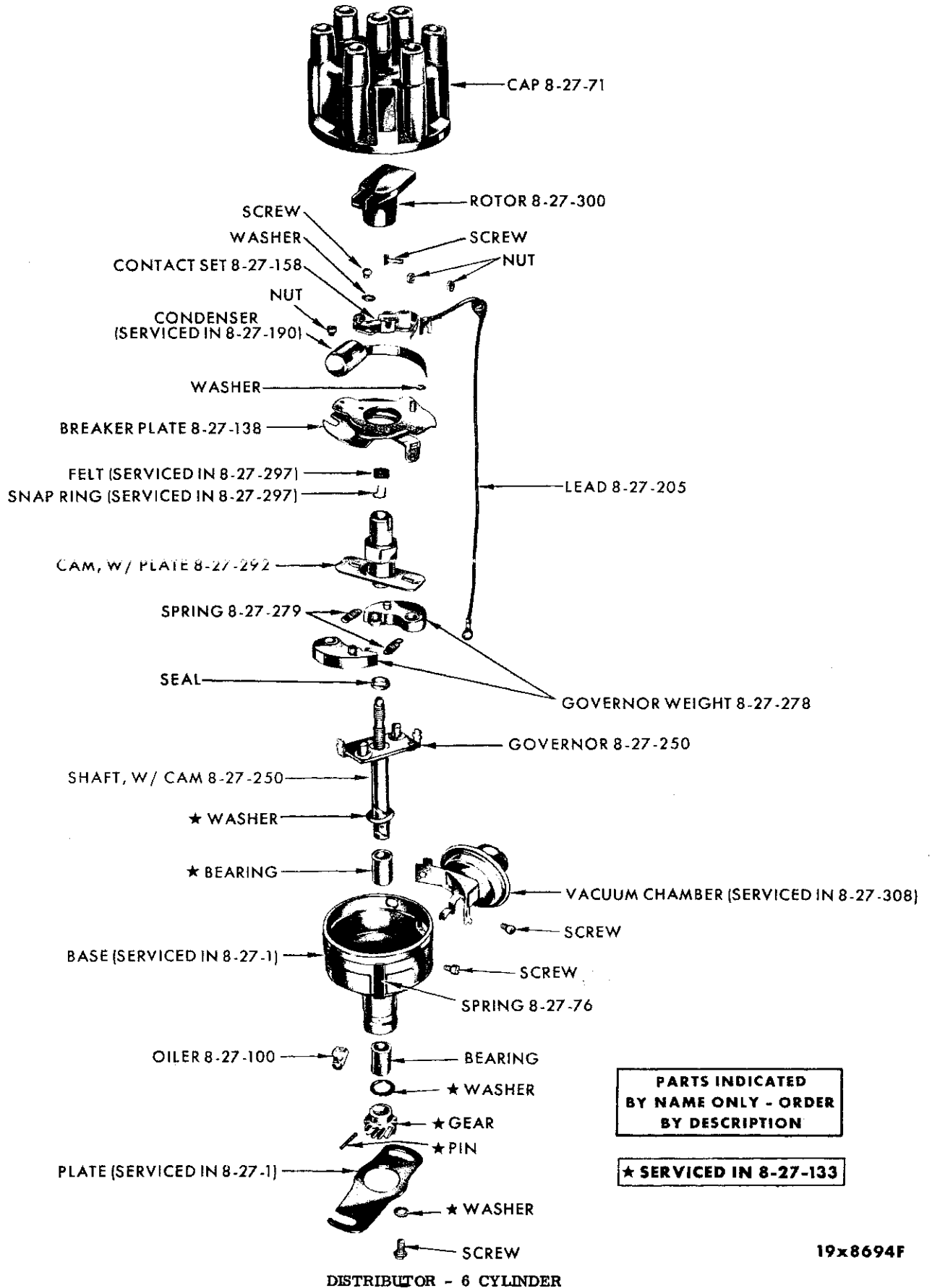
ELECTRICAL SYSTEM - VALIANT RV1



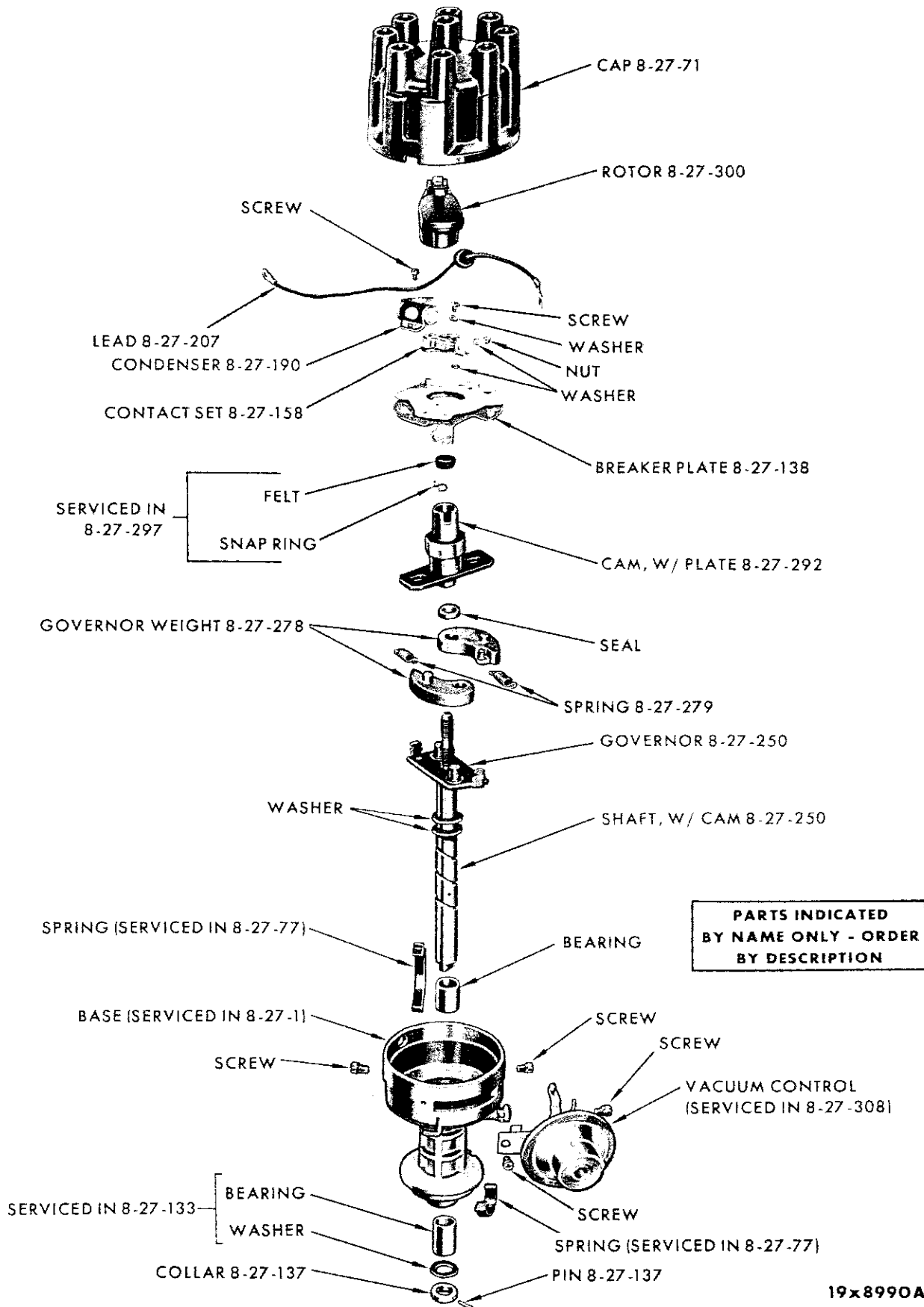
**PARTS INDICATED
BY NAME ONLY - ORDER
BY DESCRIPTION**

19x8837A

ELECTRICAL SYSTEM - PLYMOUTH RP1-2

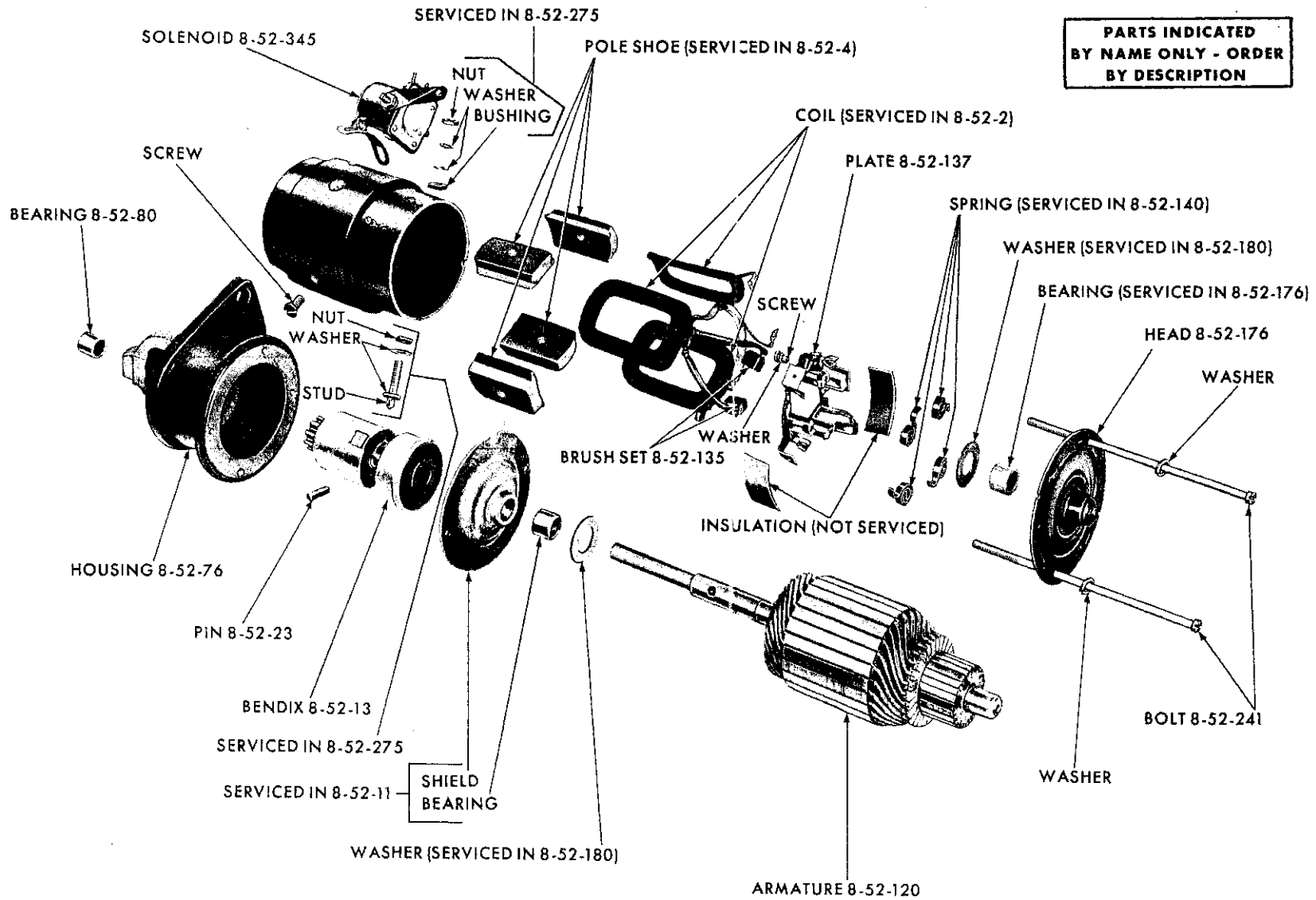


19x8694F



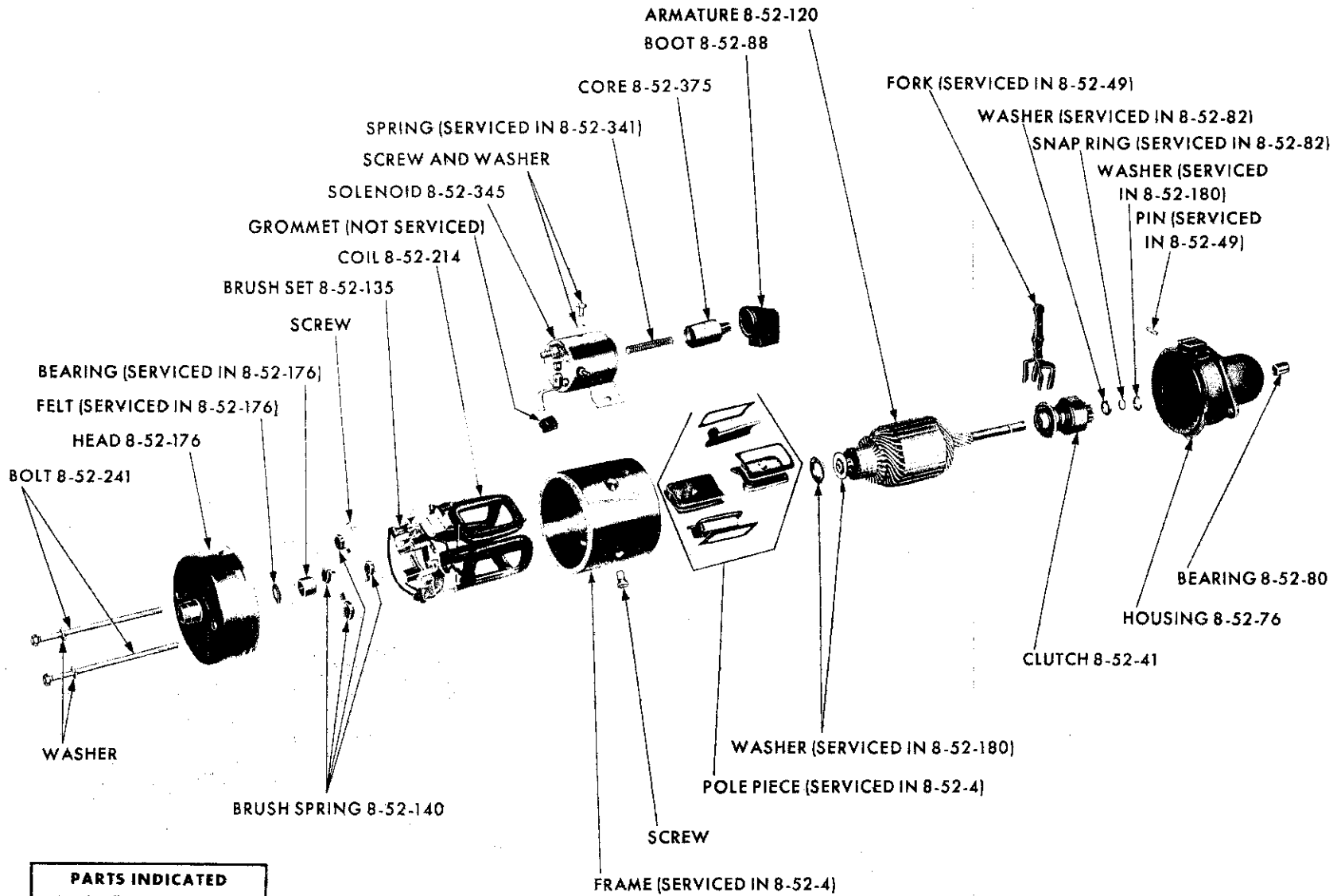
DISTRIBUTOR - V8 CYLINDER

PARTS INDICATED
BY NAME ONLY - ORDER
BY DESCRIPTION



STARTER - 6 CYLINDER

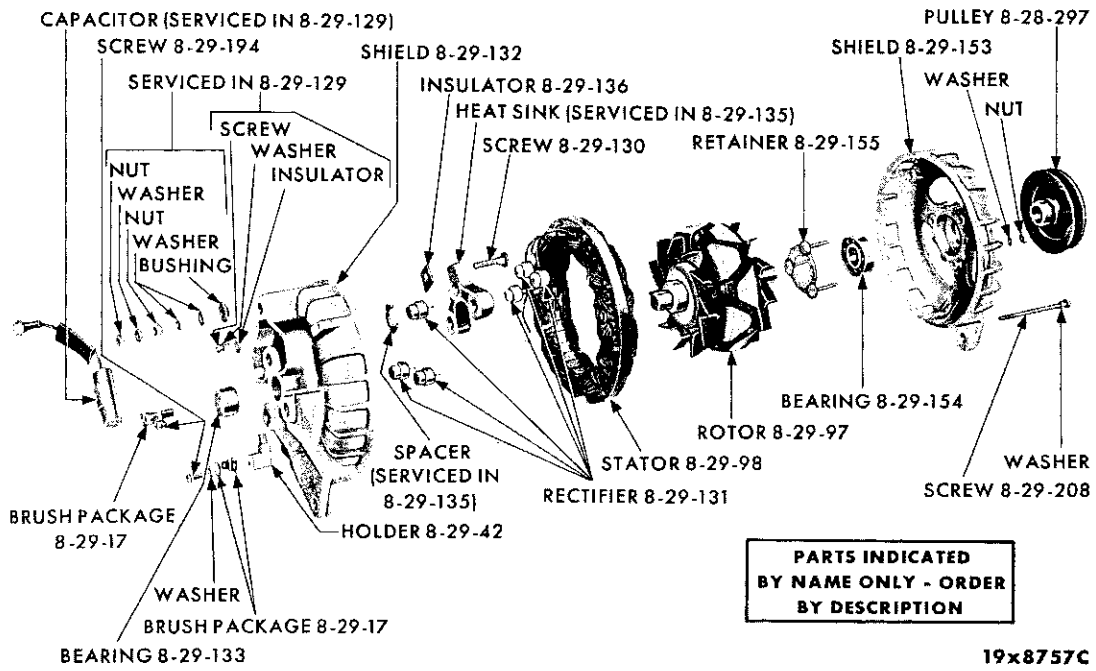
19x8747B



**PARTS INDICATED
BY NAME ONLY - ORDER
BY DESCRIPTION**

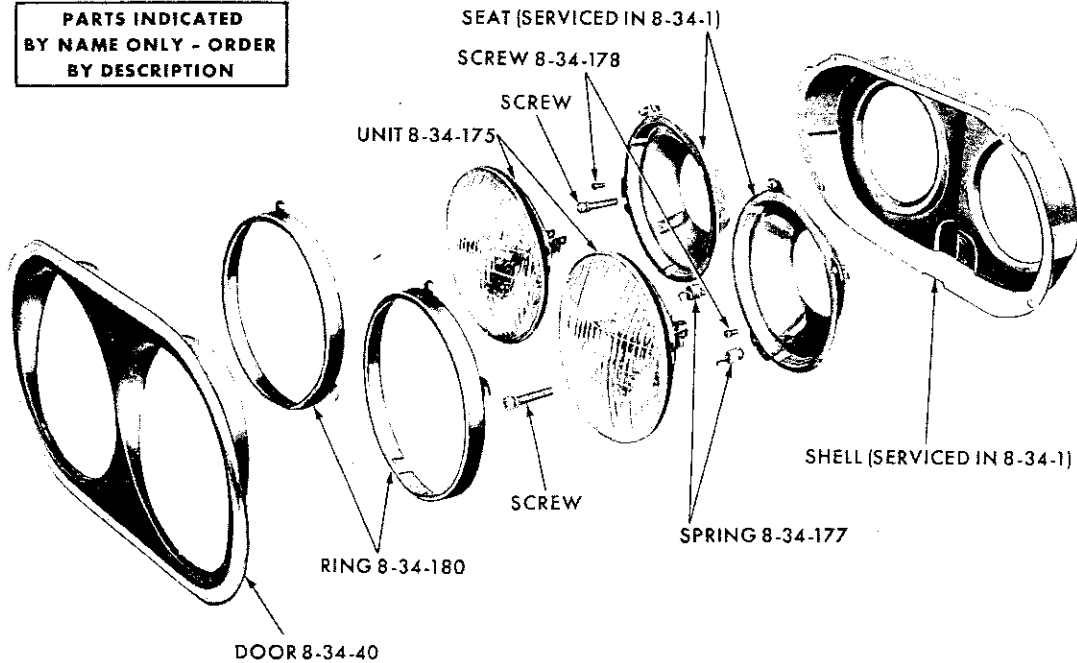
19x8726C

STARTER - V8 CYLINDER

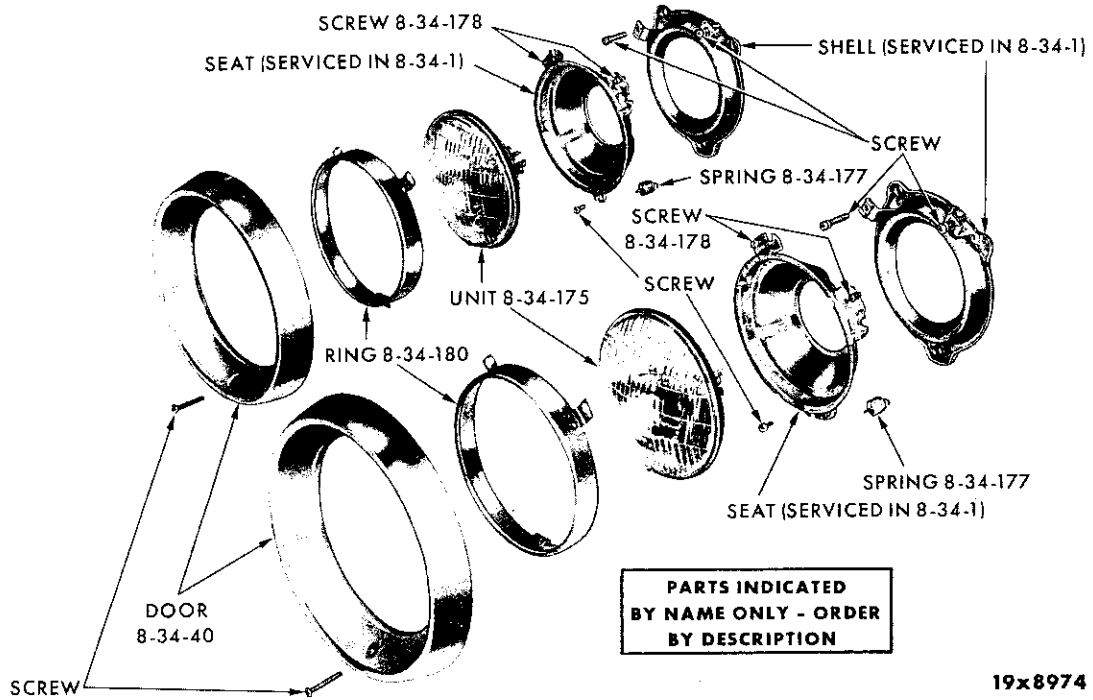


ALTERNATOR

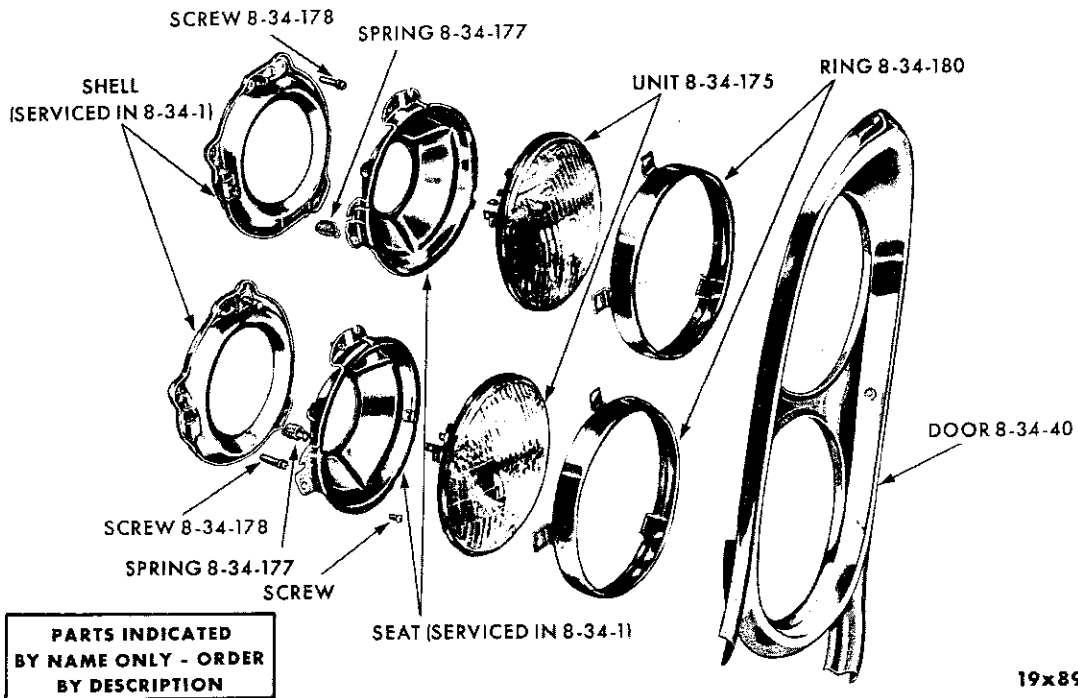
PARTS INDICATED BY NAME ONLY - ORDER BY DESCRIPTION



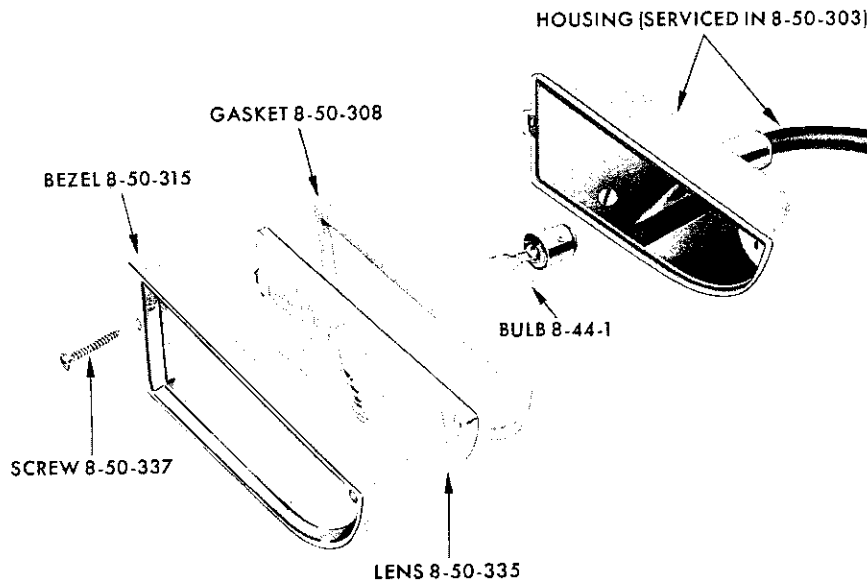
HEADLAMP - VALIANT RV1



HEADLAMP - PLYMOUTH RP1-2

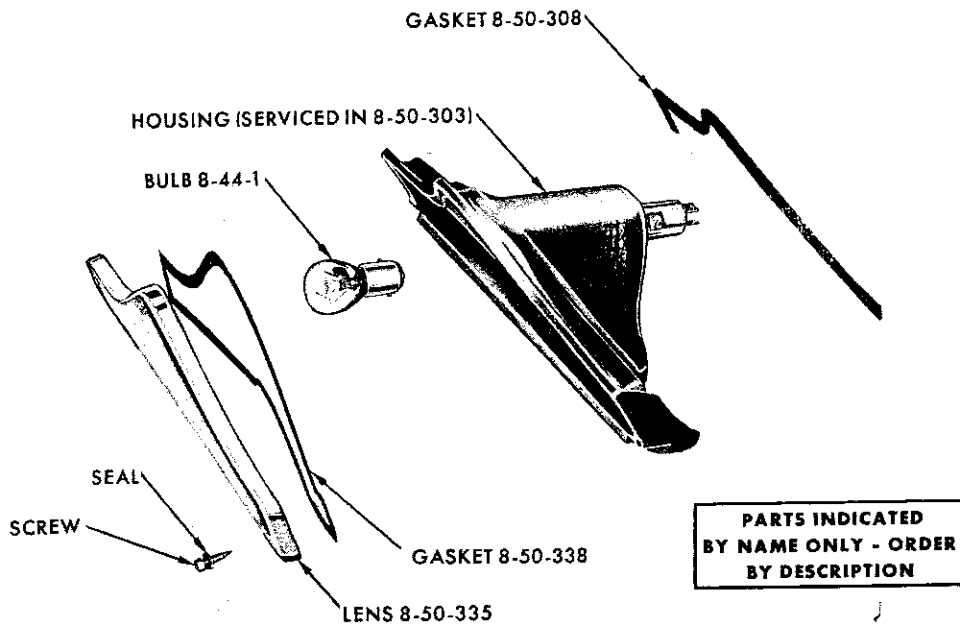


HEADLAMP - DESOTO RS1



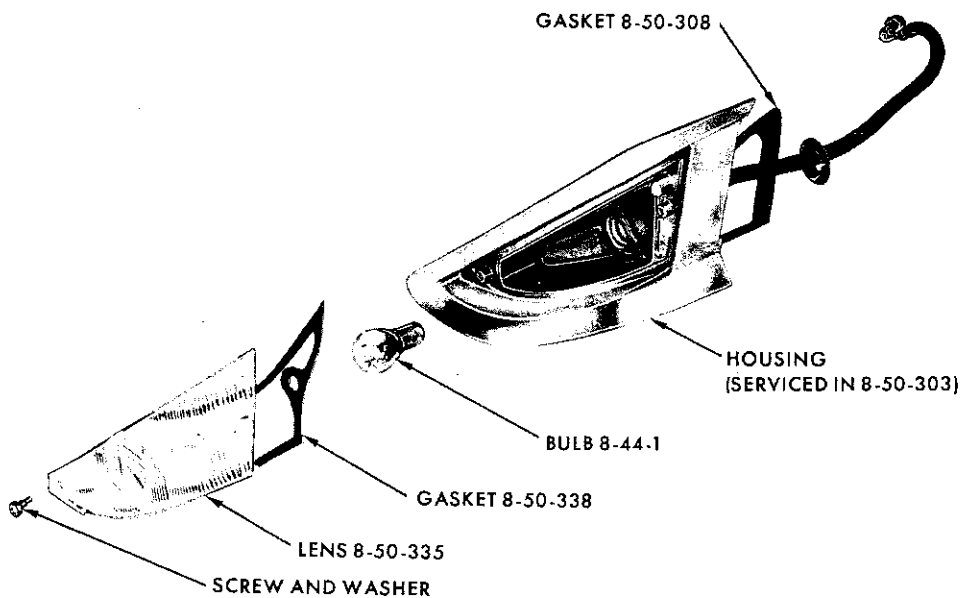
19x8739

PARKING LAMP - VALIANT RV1



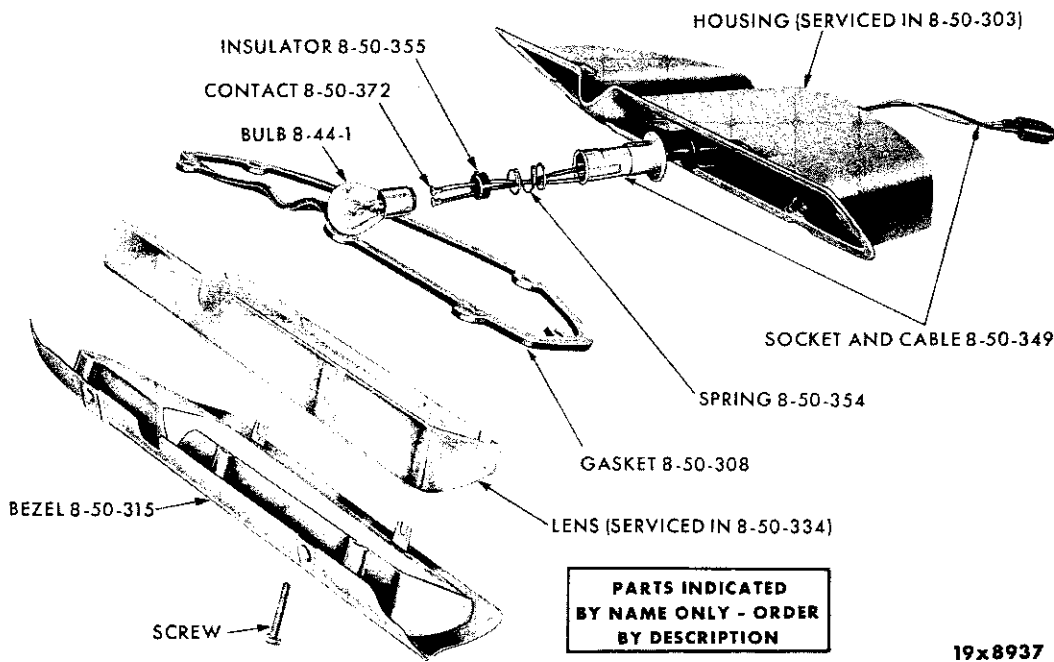
19x8956

PARKING LAMP - PLYMOUTH RP1-2



19x8900


PARKING LAMP - DESOTO RS1 AND CHRYSLER RC1-2-3-4



PARTS INDICATED
BY NAME ONLY - ORDER
BY DESCRIPTION

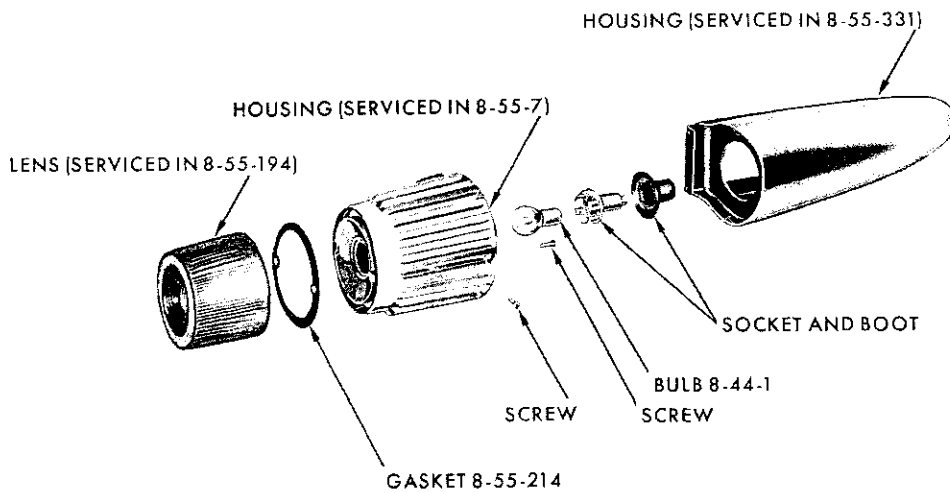
19x8937

PARKING LAMP - IMPERIAL RY1



19x8730

TAIL AND STOP LAMP - VALIANT RV1

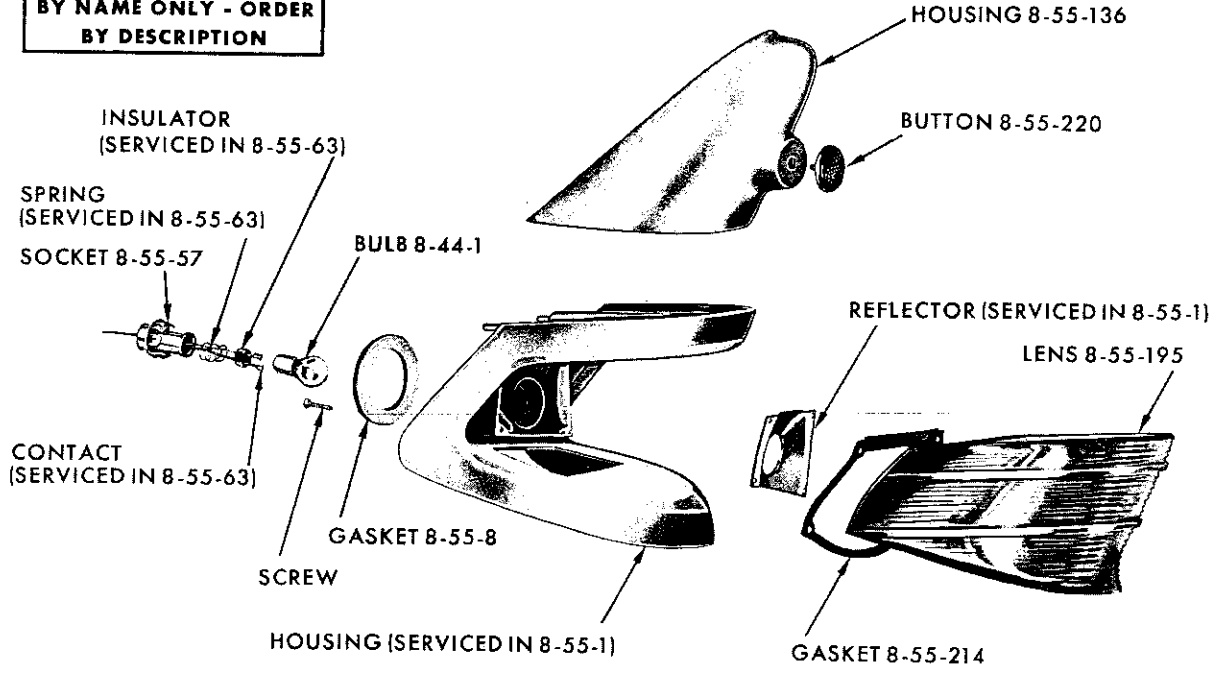


PARTS INDICATED
BY NAME ONLY - ORDER
BY DESCRIPTION

19x8944

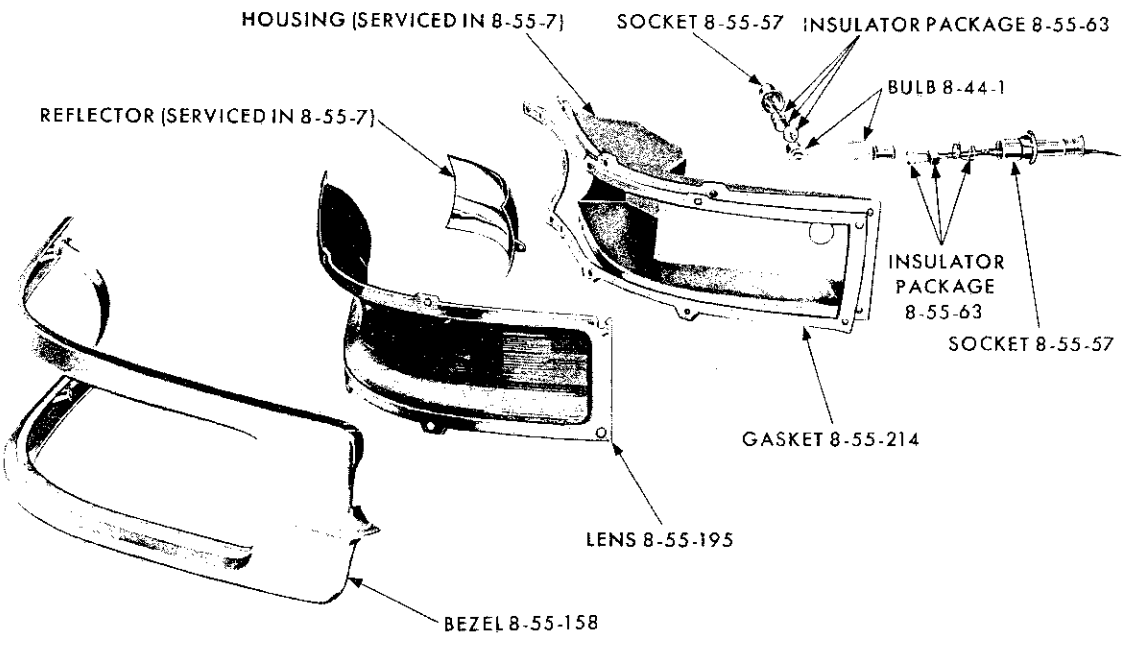
TAIL AND STOP LAMP - PLYMOUTH RP1-2

PARTS INDICATED
BY NAME ONLY - ORDER
BY DESCRIPTION



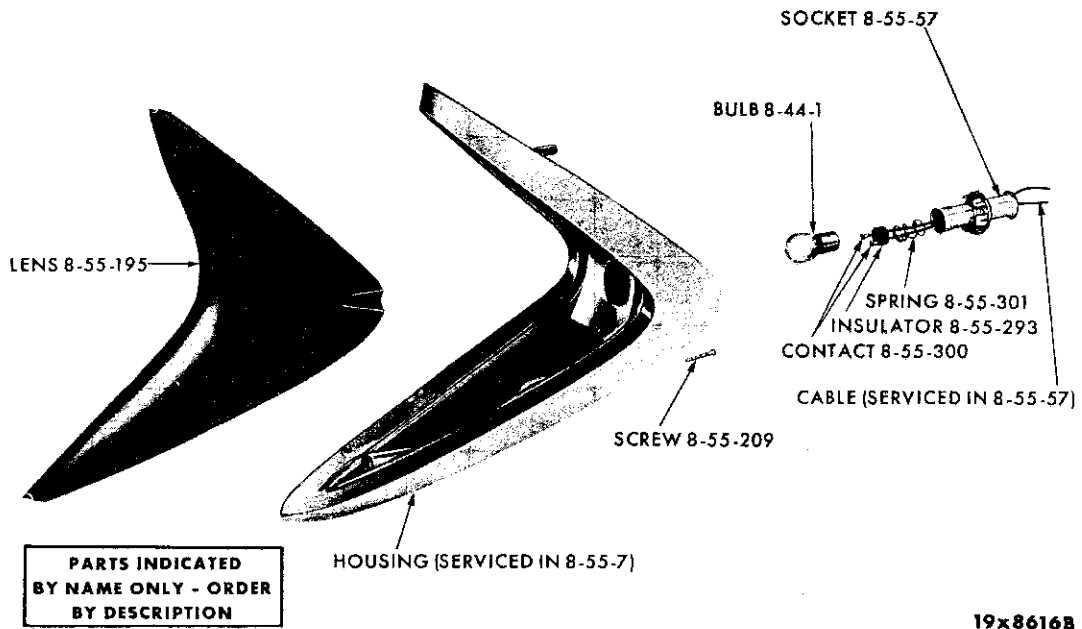
19x8947A

TAIL AND STOP LAMP - DESOTO RS1



19x8909A

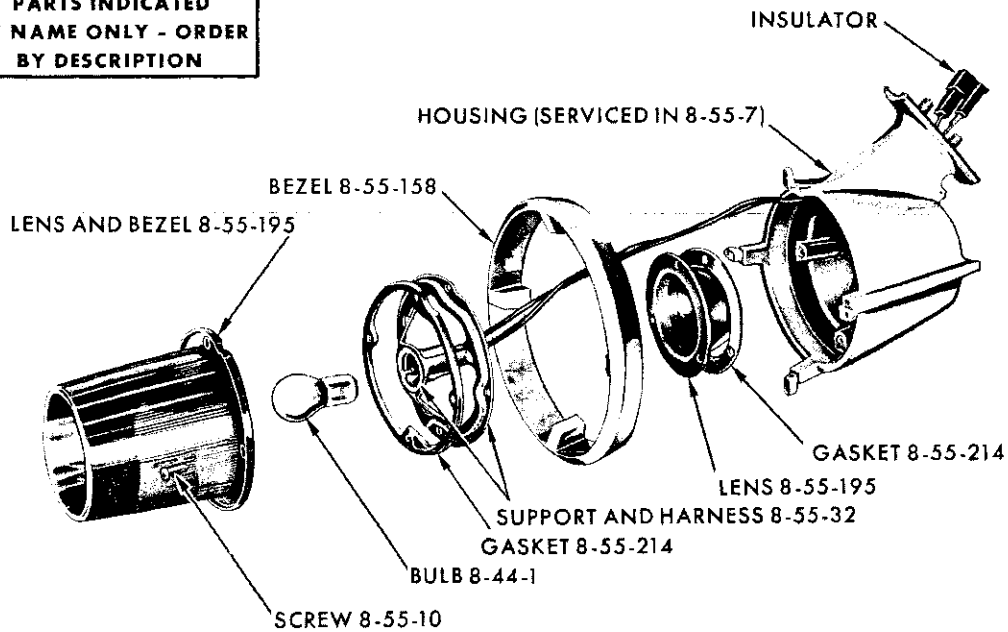
TAIL AND STOP LAMP (EXCEPT SUBURBAN) - CHRYSLER RC1-2-3-4



19x8616B

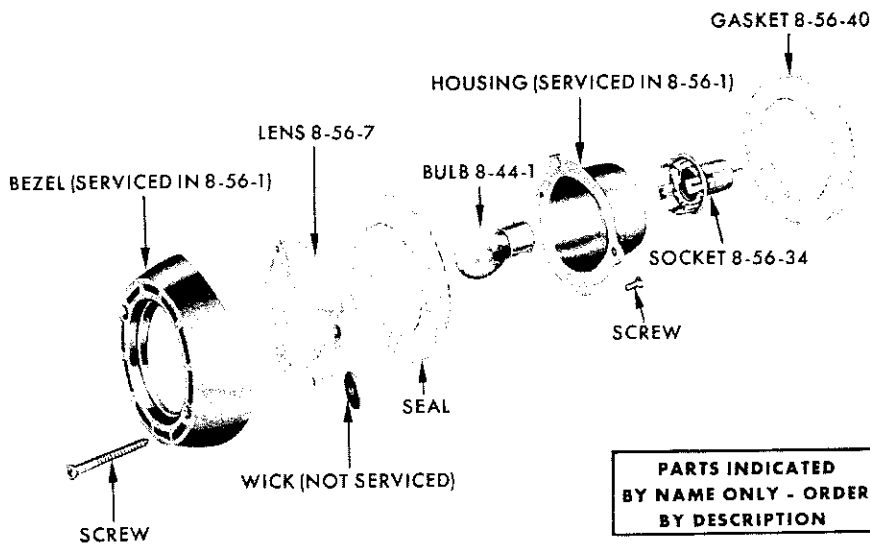
TAIL AND STOP LAMP (SUBURBAN) - CHRYSLER RC1-3

PARTS INDICATED BY NAME ONLY - ORDER BY DESCRIPTION



19x8929A

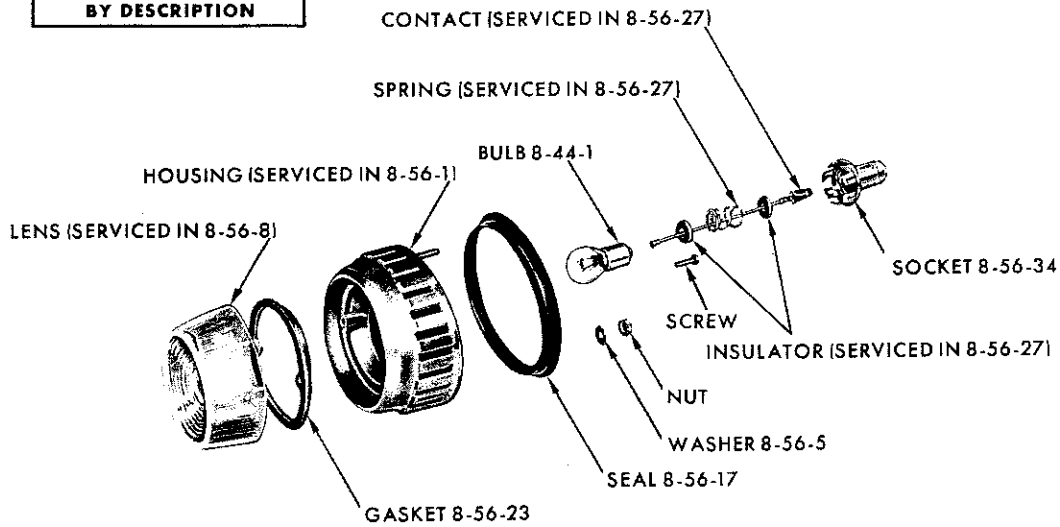
TAIL AND STOP LAMP - IMPERIAL RY1



19x8737

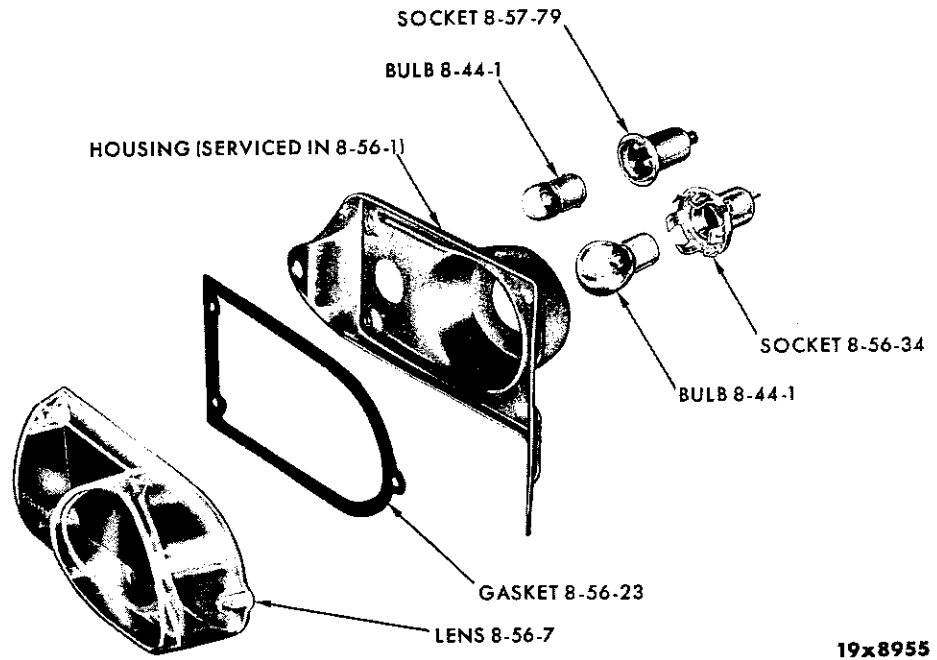
BACK-UP LAMP - VALIANT RV1

PARTS INDICATED BY NAME ONLY - ORDER BY DESCRIPTION

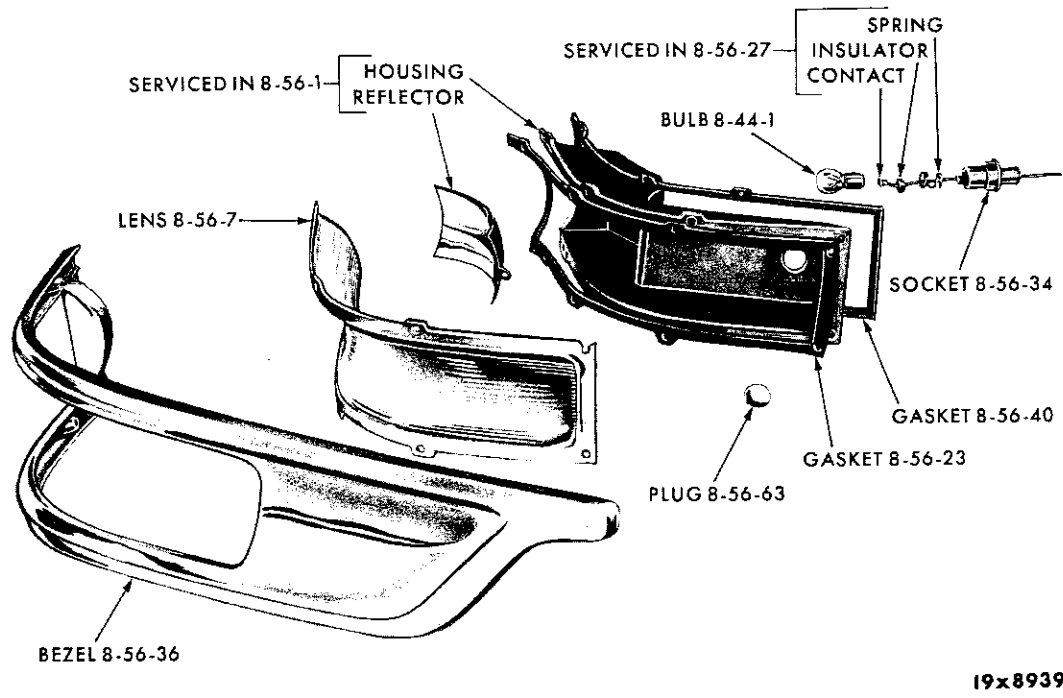


19x8958

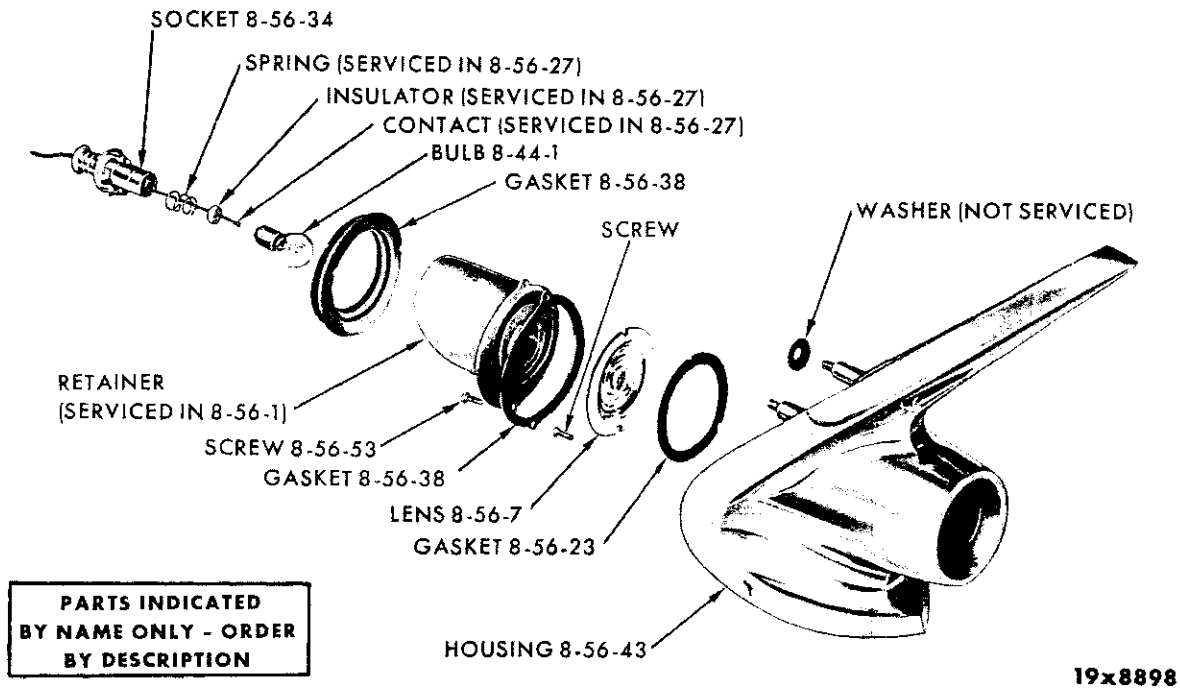
BACK-UP LAMP (EXCEPT SUBURBAN) - PLYMOUTH RP1-2



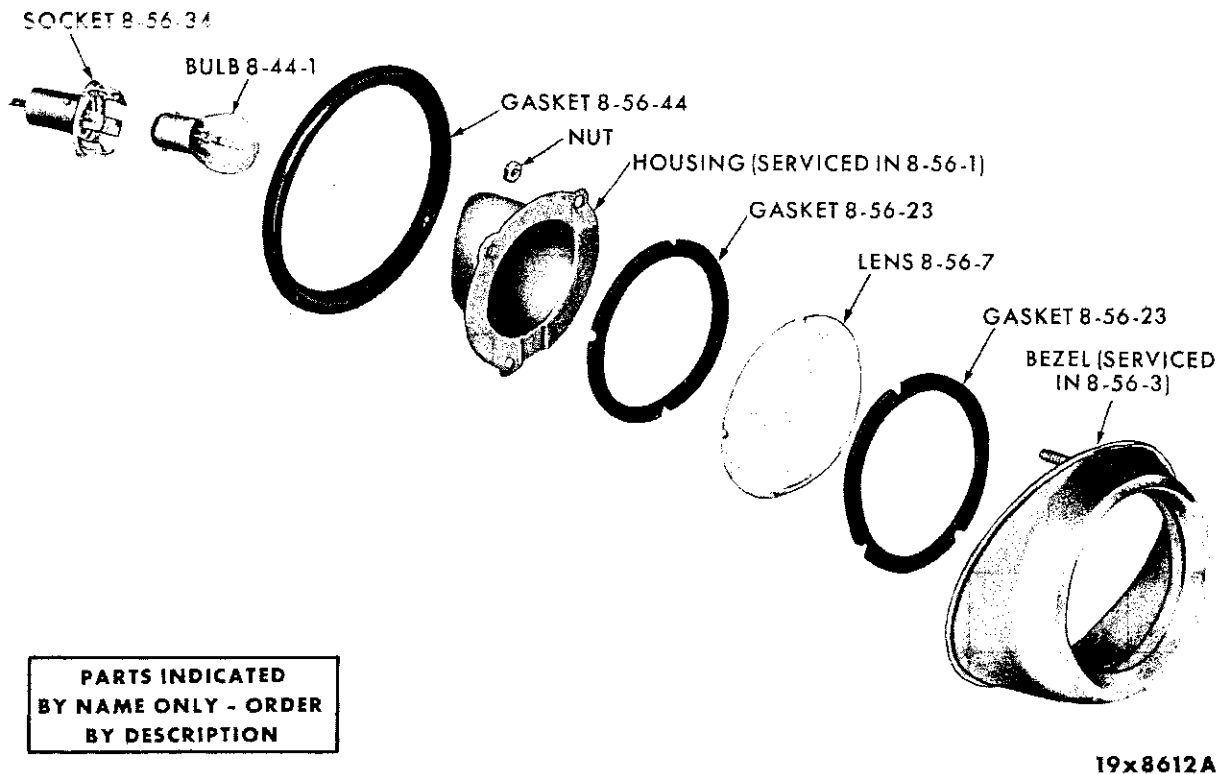
BACK-UP AND LICENSE LAMP (SUBURBAN) - PLYMOUTH RP1-2



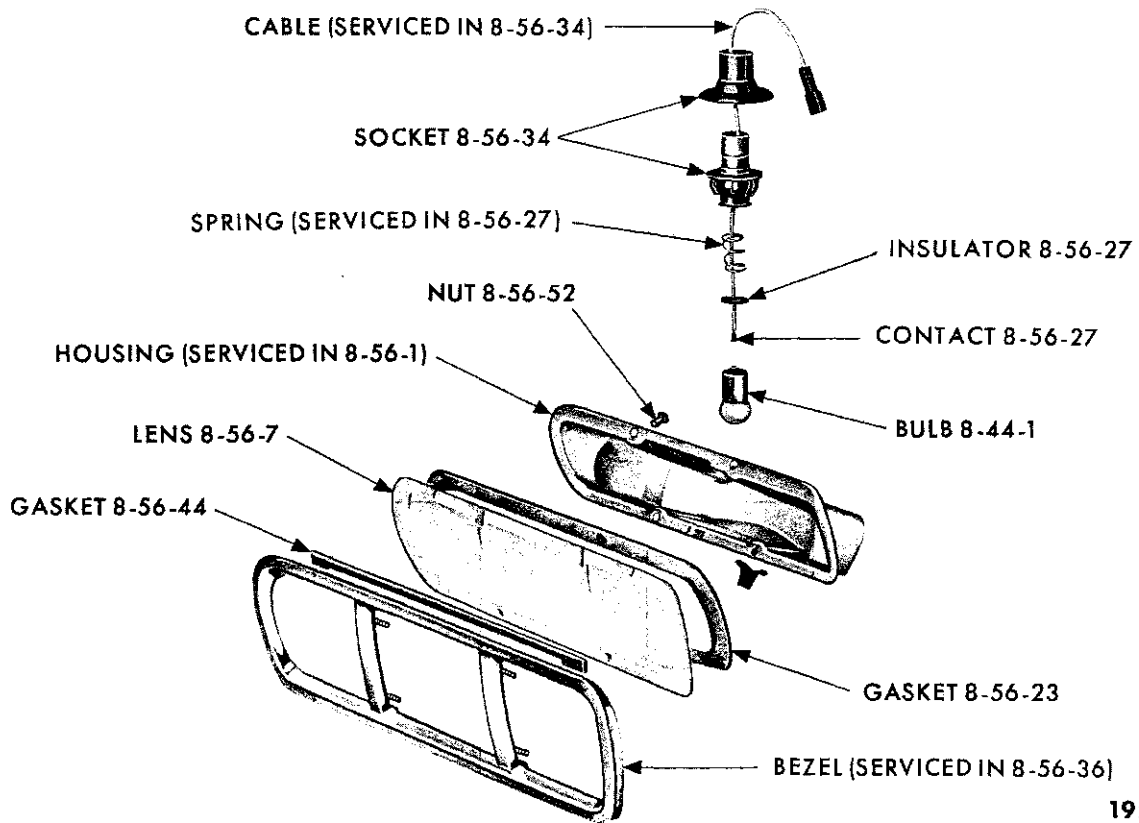
BACK-UP LAMP - DESOTO RS1



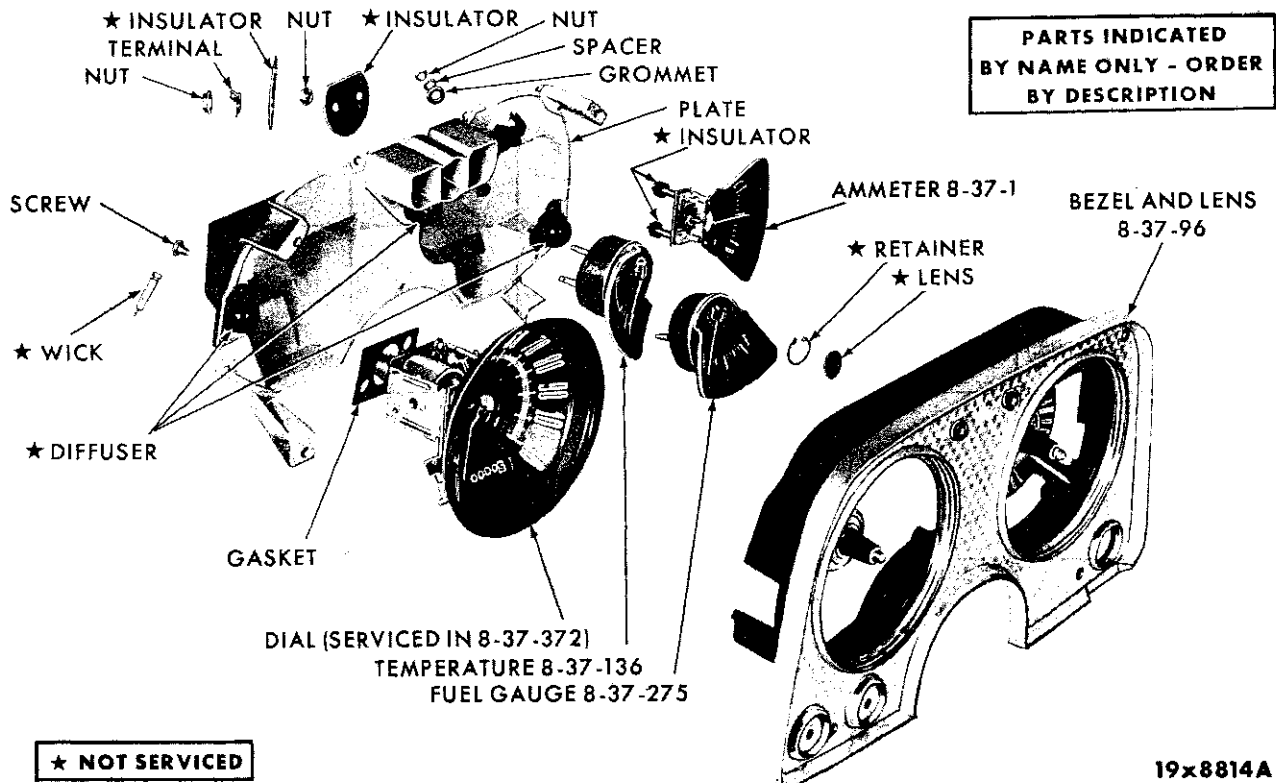
BACK-UP LAMP (EXCEPT SUBURBAN) - CHRYSLER RC1-2-3-4



BACK-UP LAMP (SUBURBAN) - CHRYSLER RC1-3

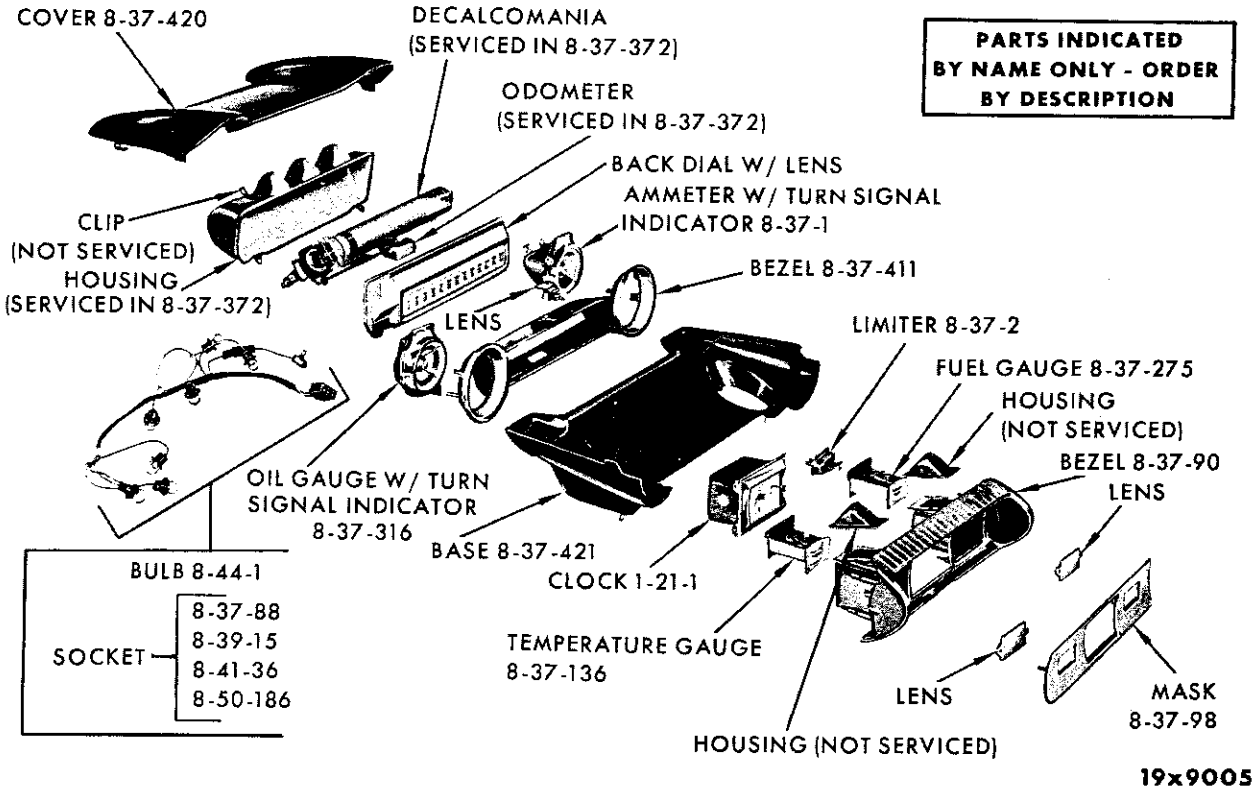


BACK-UP LAMP - IMPERIAL RY1

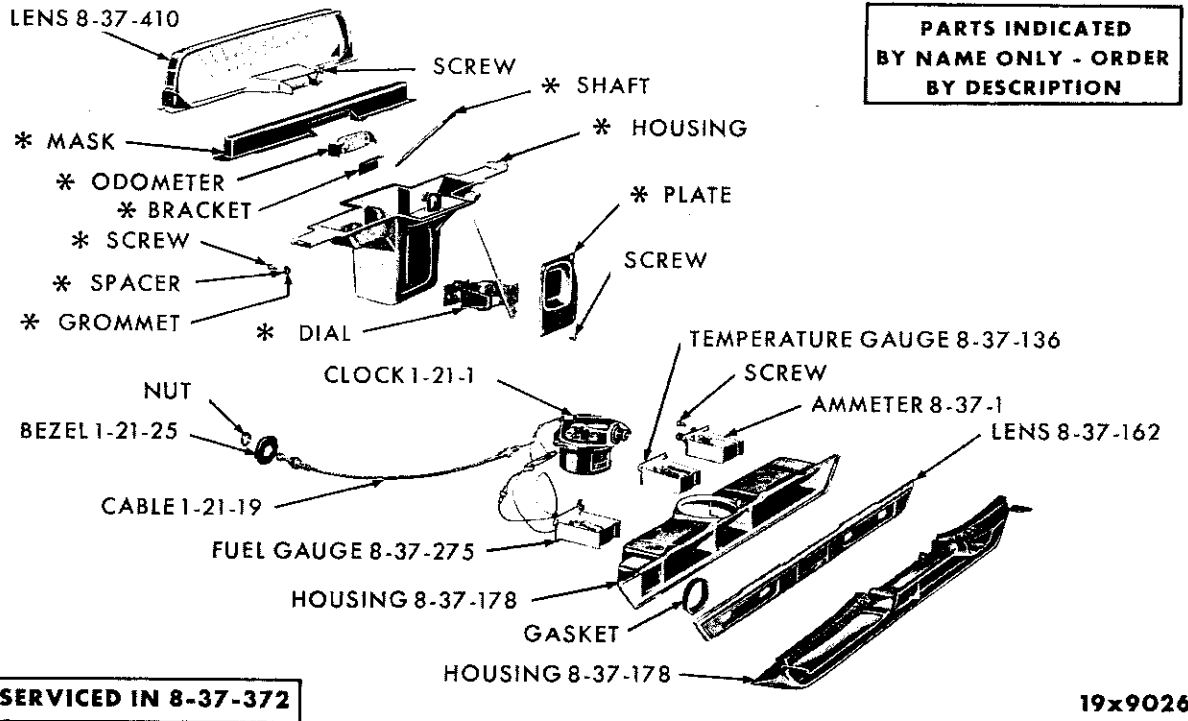


PARTS INDICATED BY NAME ONLY - ORDER BY DESCRIPTION

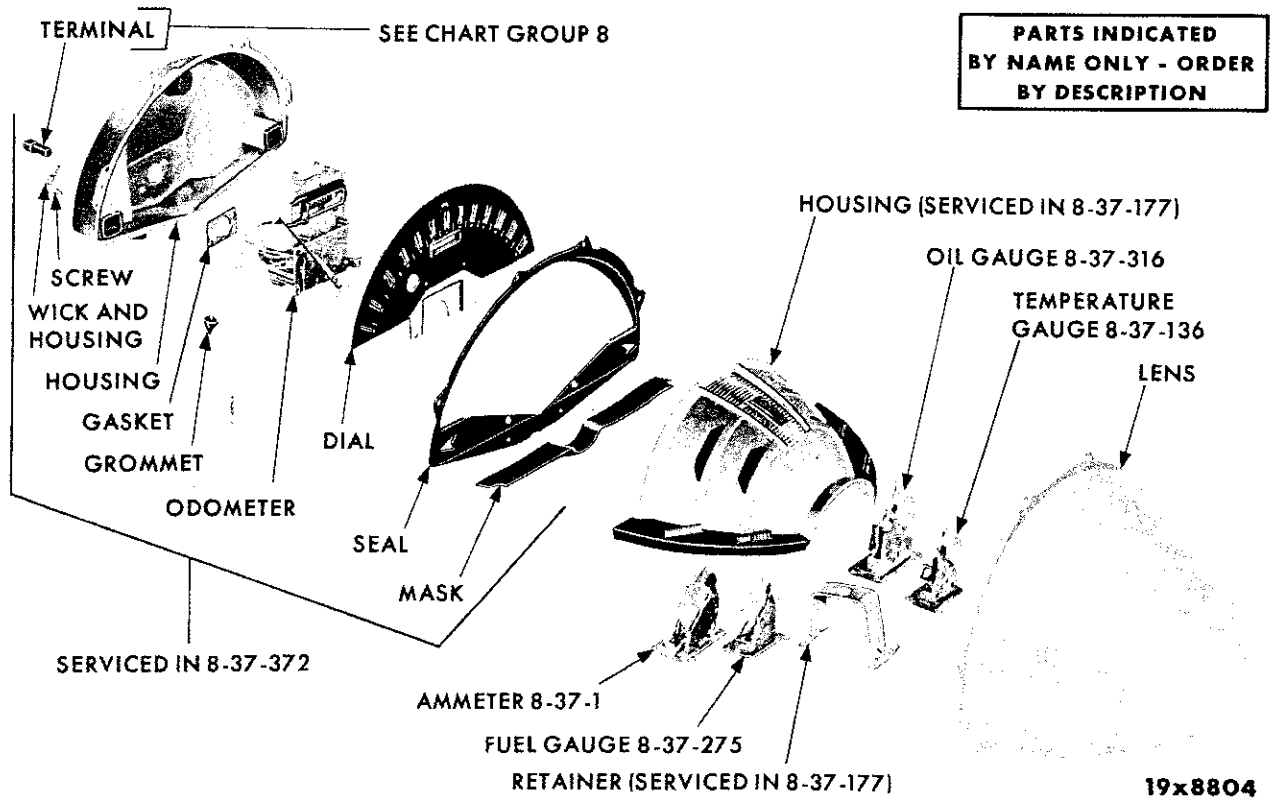
INSTRUMENT CLUSTER - VALIANT RV1



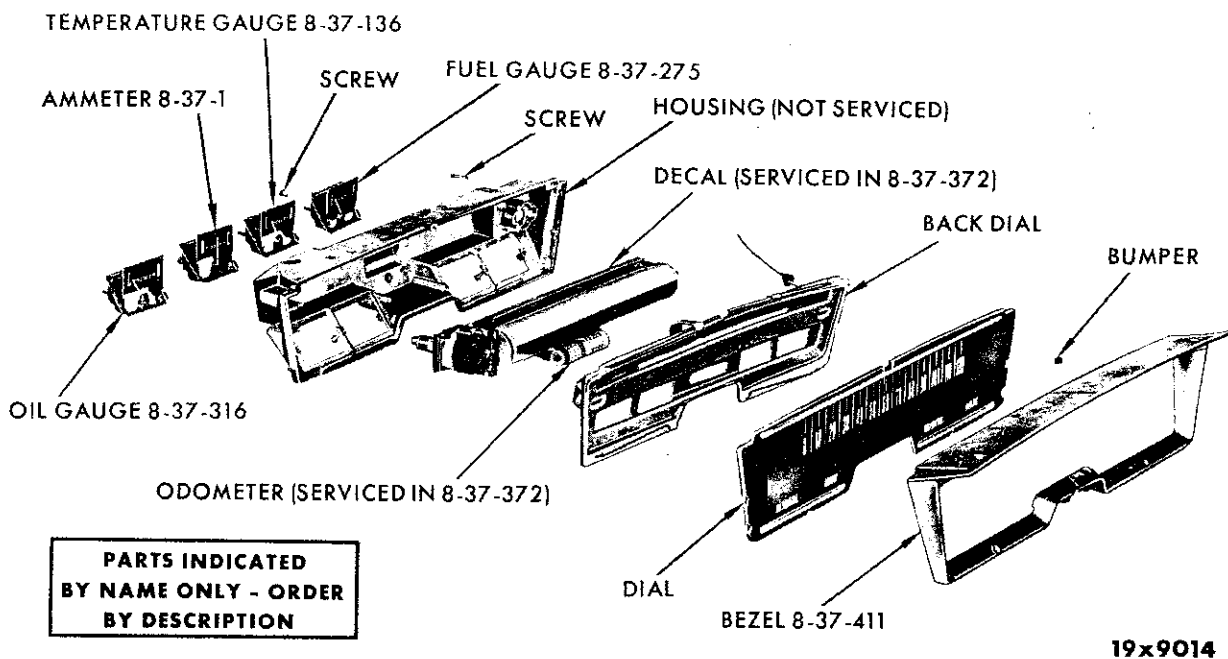
INSTRUMENT CLUSTER - PLYMOUTH RP1-2



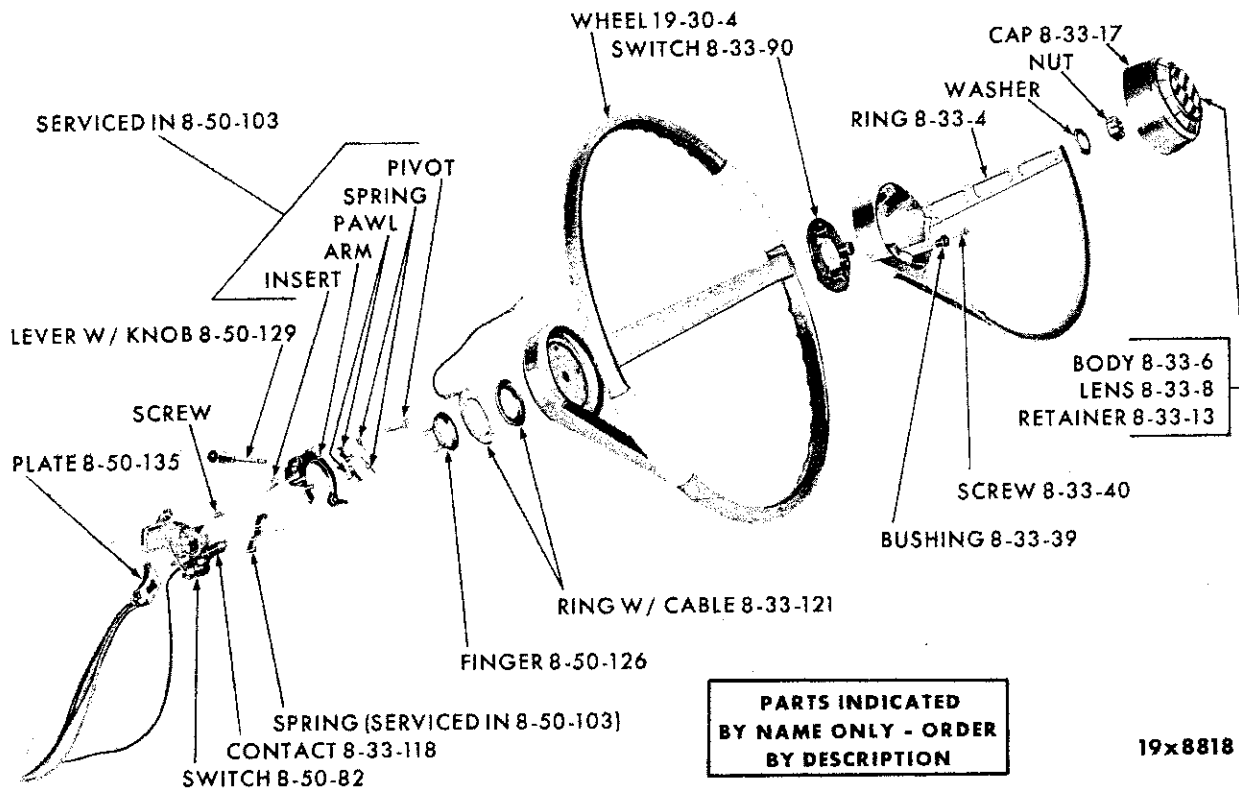
INSTRUMENT CLUSTER - DESOTO RS1



INSTRUMENT CLUSTER - CHRYSLER RC1-2-3-4

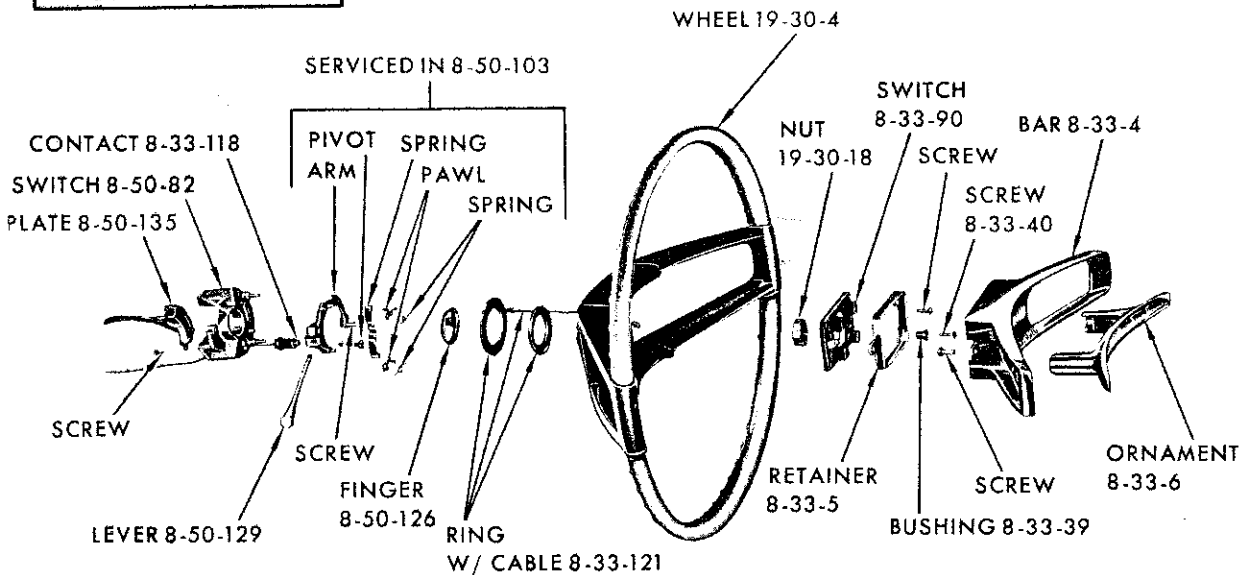


INSTRUMENT CLUSTER - IMPERIAL RY1



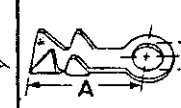



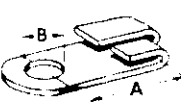
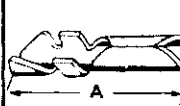




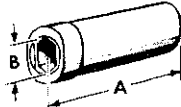
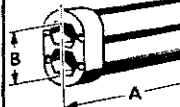
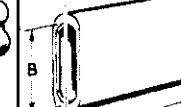
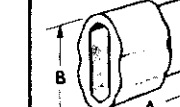
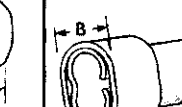




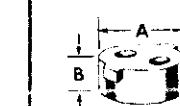


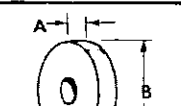



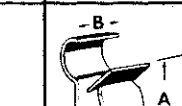
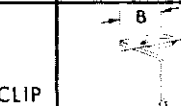



HORN AND DIRECTIONAL SIGNAL CONTROLS - VALIANT RV1

PARTS INDICATED BY NAME ONLY - ORDER BY DESCRIPTION

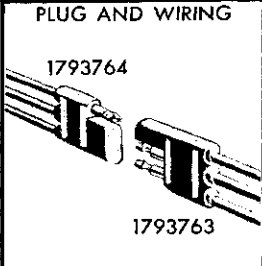
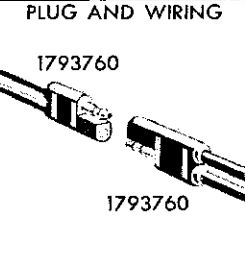
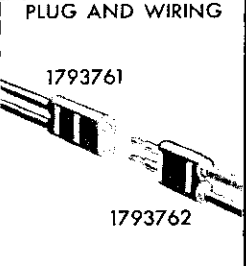
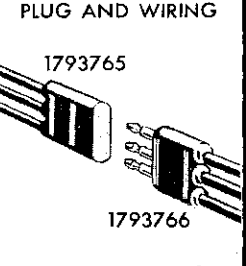

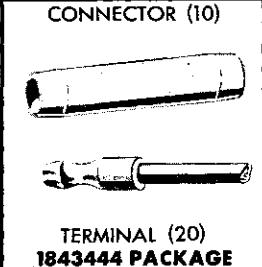
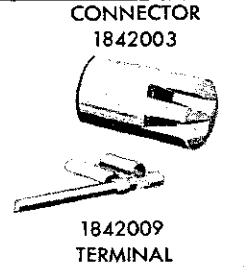
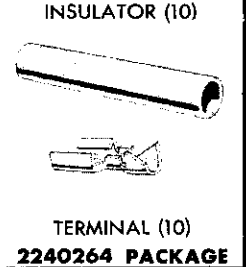


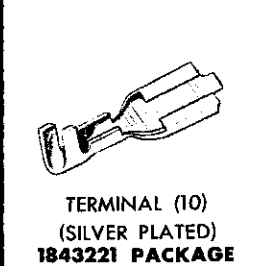
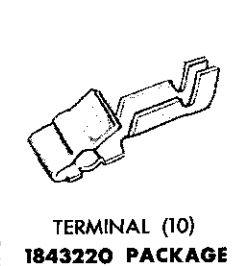
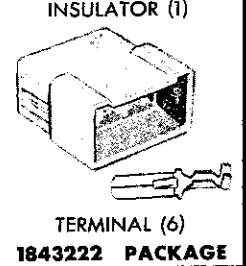
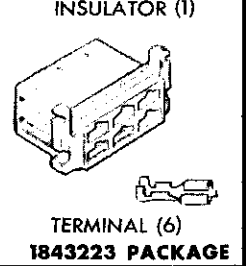

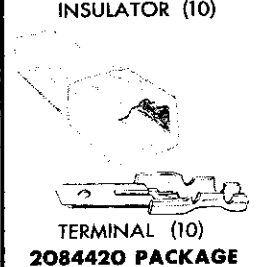
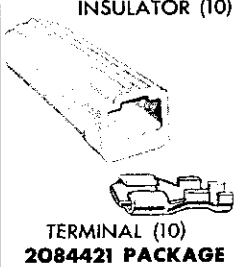
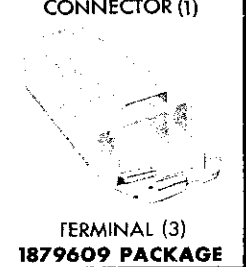
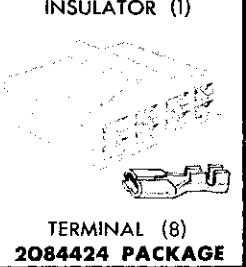
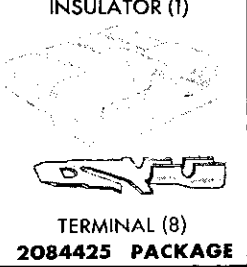
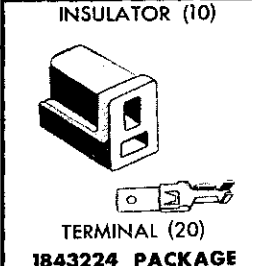
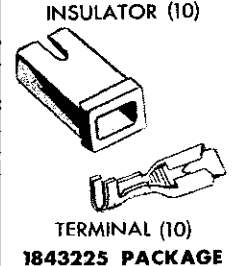
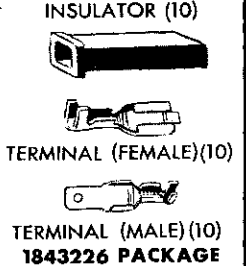
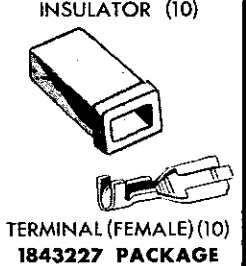
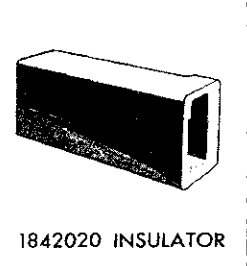
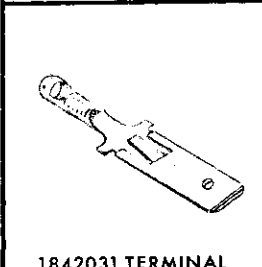

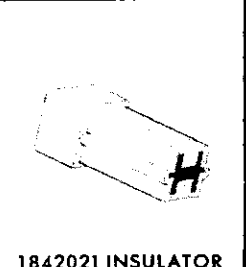


HORN AND DIRECTIONAL SIGNAL CONTROLS - PLYMOUTH RP1-2

 <p>INSULATOR SLEEVES</p> <p>PART NO. A B 930304 1 2/64 1188502 1 1/4 1264933 1 1/32</p>	 <p>TERMINAL</p> <p>PART NO. A B 200001 13/16 5/32 200235 1 1/32 13/32 200230 1 1/8 1/32</p>	 <p>TERMINAL</p> <p>PART NO. A B 200013 1 1/16 1/32</p>	 <p>TERMINAL</p> <p>PART NO. A B 200052 1 1/16 13/64</p>	 <p>TERMINAL</p> <p>PART NO. A B 200393 1 1/16 9/16 200286 9/16 1/32</p>	 <p>TERMINAL</p> <p>PART NO. A B 1527254 2 7/64 1 13/64</p>
 <p>TERMINAL</p> <p>PART NO. A B 200156 1 1/32 1 13/64</p>	 <p>TERMINAL</p> <p>PART NO. A B 870821 3/4 1 1/64</p>	 <p>TERMINAL</p> <p>PART NO. A B 665151 1 1/32 1/16</p>	 <p>TERMINAL</p> <p>PART NO. A B 1383778 3/4 1/8</p>	 <p>TERMINAL</p> <p>PART NO. A B 903895 3/8 1/8</p>	 <p>TERMINAL</p> <p>PART NO. A B 1753534 3/4 1/4</p>
 <p>CONNECTOR (Single)</p> <p>PART NO. A B 1310489 1 1/2 1 1/2</p>	 <p>CONNECTOR (Double)</p> <p>PART NO. A B 1345869 1 1/2 3 3/4</p>	 <p>CONNECTOR (Bridge)</p> <p>PART NO. A B 1345871 1 1/2 2 3/2</p>	 <p>CONNECTOR</p> <p>PART NO. A B 1658840 1 1/2 2 1/2</p>	 <p>"Y" CONNECTOR</p> <p>PART NO. A B 689867 1 3/4 3/4</p>	 <p>CONNECTOR (Triple)</p> <p>PART NO. A B 1345870 1 1/2 1 1/2</p>
 <p>CONNECTOR</p> <p>PART NO. A B 1370445 1 1/2 2 1/2</p>	 <p>CONNECTOR</p> <p>PART NO. A B 1842003 2 3/32 2 3/32</p>	 <p>BUSHING</p> <p>PART NO. A B 657583 3/32 1/16</p>	 <p>INSULATOR</p> <p>PART NO. A B 858245 3 7/64 1/4 1345803 3 3/64 1/4</p>	 <p>INSULATOR</p> <p>PART NO. A B 1842338 3 7/64 1/4 1770999 3 7/64 1/32</p>	 <p>CONTACT</p> <p>PART NO. A B 657572 2 7/32 3/16</p>
 <p>WASHER</p> <p>PART NO. A B 6006106 1/4 3 3/64</p>	 <p>SOCKET SPRING</p> <p>PART NO. A B 44758 3/4 9/16 385532 1 1/16 1/16 1 1/16 1/16</p>	 <p>CLIP</p> <p>PART NO. A B 1660449 2 3/32 1/2</p>	 <p>CLIP</p> <p>PART NO. A B 1263079 2 7/32 3/8 1302783 1 1/16 2 1/32 581523 1 1/2 3/8</p>	 <p>CLIP</p> <p>PART NO. A B 639853 1 1/2</p>	 <p>CLIP</p> <p>PART NO. A B 1308484 1 3/8</p>
 <p>CLIP</p> <p>PART NO. A B 1436940 3/8 1/2</p>					

19x8712B

CHART

<p>PLUG AND WIRING</p>  <p>1793764 1793763</p>	<p>PLUG AND WIRING</p>  <p>1793760 1793760</p>	<p>PLUG AND WIRING</p>  <p>1793761 1793762</p>	<p>PLUG AND WIRING</p>  <p>1793765 1793766</p>	 <p>1819362 CONNECTOR</p>
<p>CONNECTOR (10)</p>  <p>TERMINAL (20) 1843444 PACKAGE</p>	<p>CONNECTOR</p>  <p>1842003 1842009 TERMINAL</p>	<p>INSULATOR (10)</p>  <p>TERMINAL (10) 2240264 PACKAGE</p>	 <p>1819468 TERMINAL</p>	 <p>1842030 TERMINAL</p>
 <p>TERMINAL (10) (SILVER PLATED) 1843221 PACKAGE</p>	 <p>TERMINAL (10) 1843220 PACKAGE</p>	<p>INSULATOR (1)</p>  <p>TERMINAL (6) 1843222 PACKAGE</p>	<p>INSULATOR (1)</p>  <p>TERMINAL (6) 1843223 PACKAGE</p>	<p>INSULATOR (10)</p>  <p>TERMINAL (10) 2240536 PACKAGE</p>
<p>INSULATOR (10)</p>  <p>TERMINAL (10) 2084420 PACKAGE</p>	<p>INSULATOR (10)</p>  <p>TERMINAL (10) 2084421 PACKAGE</p>	<p>CONNECTOR (1)</p>  <p>TERMINAL (3) 1879609 PACKAGE</p>	<p>INSULATOR (1)</p>  <p>TERMINAL (8) 2084424 PACKAGE</p>	<p>INSULATOR (1)</p>  <p>TERMINAL (8) 2084425 PACKAGE</p>
<p>INSULATOR (10)</p>  <p>TERMINAL (20) 1843224 PACKAGE</p>	<p>INSULATOR (10)</p>  <p>TERMINAL (10) 1843225 PACKAGE</p>	<p>INSULATOR (10)</p>  <p>TERMINAL (FEMALE)(10) TERMINAL (MALE)(10) 1843226 PACKAGE</p>	<p>INSULATOR (10)</p>  <p>TERMINAL (FEMALE)(10) 1843227 PACKAGE</p>	 <p>1842020 INSULATOR</p>
 <p>1842031 TERMINAL</p>	 <p>2258754 INSULATOR</p>	 <p>1842021 INSULATOR</p>		

NUMBERS IN PARENTHESIS INDICATE QUANTITY INCLUDED IN PACKAGE

19x9051A

CHART

CODE	PART NAME AND DESCRIPTION	CYL	PER CAR	VALIANT	PLYMOUTH	DESOTO	CHRYSLER	IMPERIAL
8-01-0 BATTERY AND CABLE								
8-01-4	CABLE, Battery Ground, 41" long	6	1	1879 945	1879 945			
	23" long	8	1	-----	1879 944	1879 944	1879 944	1879 944
8-01-9	CABLE, Jumper, 35" long, No. 4 Gauge		★	2275 200	2275 200	2275 200	2275 200	2275 200
8-01-11	BOLT, Battery Ground Cable Clamp		1	1622 535	1622 535	1622 535	1622 535	1622 535
8-01-12	NUT, Battery Ground Cable Clamp Bolt		1	1622 536	1622 536	1622 536	1622 536	1622 536
8-01-17	CABLE, Battery to Starter Solenoid, 41" long	6	1	1879 945				
	Battery to Starter Solenoid, 13" long	6	1	-----	2084 071			
	Battery to Starter Relay, 23" long	8	1	-----	1879 944	1879 944		
	Starter Relay to Starter, 29" long	8	1	-----	1879 938	1879 938	1879 938	1879 938
	Battery to Starter Relay, RC1, RC2, 23" long	8	1	-----	-----	-----	1879 944	
	Battery to Starter Relay, RC3, RC4, 13" long	8	1	-----	-----	-----	2084 071	2084 071
8-01-20	BOLT, Battery to Starter Solenoid Cable Clamp	6	1	1622 535				
	Battery to Starter Cable Clamp		1	-----	1622 535	1622 535	1622 535	1622 535
8-01-21	NUT, Battery to Starter Solenoid Cable Clamp Bolt . .	6	1	1622 536				
	Battery to Starter Cable Clamp Bolt		1	-----	1622 536	1622 536	1622 536	1622 536
8-05-0 DOME LAMP AND SWITCH								
8-05-6	Housing, Dome Lamp	6	1	2259 366				
	Except Cv. Cp.		1	-----	1963 603	1963 603	1963 603	1902 237
	w/SWITCH, Rear, Sub.		1	-----	2161 308	-----	2161 308	
	Cl. Sed. and 4D.		1	-----	1963 606			
	Sp. Cl. Cp., Sp. 4 D. and Sub. .	8	2	-----	-----	1902 417	1902 417	
	4 D. and Sp. 4 D.	8	1	-----	-----	1963 606	1963 606	
	Sp. Cl. Cp.	8	1	-----	-----	2162 219	2162 219	
	Sub.	8	1	-----	-----	-----	2162 220	
8-05-7	SUPPORT, Roof Dome Lamp Housing, Sub.	6	1	2082 357				
8-05-8	LENS and BEZEL, Roof Dome Lamp, Sub., Rear		1	-----	2161 307	-----	2161 307	
	BEZEL, except Cv. Cp.		1	-----	2166 743	2166 743	2166 743	
8-05-11	RETAINER, Dome Lamp Mounting Bracket Wire, except Cv. Cp.	8	2	-----	-----	-----	-----	6006 071
8-05-12	SOCKET, Dome Lamp	6	1	1704 875				
	SOCKET and BRACKET, except Cv. Cp.		1	-----	2096 499	2096 499	2096 499	
			1	-----	-----	1704 875	1704 875	1704 875
8-05-14	SWITCH, Dome Light		1	*2209 329	*2209 329	*2209 329	1972 669	
	Except Cv. Cp.		1	-----	-----	-----	-----	2096 180
8-05-16	KNOB and Set SCREW, Dome Lamp Switch	8	1	-----	-----	2257 478	2197 075	
8-05-20	BEZEL, Dome Lamp Switch Mounting	8	1	-----	-----	1887 789	-----	
	Roof Rail Dome Lamp Switch, except Cv. Cp.	8	1	-----	-----	-----	-----	2096 181
8-05-23	LENS, Roof Dome Lamp	6	1	2082 579				
	Except Cv. Cp.		1	-----	2166 676	2166 676	2166 676	1902 298
	Sp. Cl. Cp., Sp. 4D. and Sub., w/o Switch	8	2	-----	-----	2080 280	2080 280	

★ Indicates use as required.

Numerals in parentheses () refer to notes.

Printed in U.S.A.

☐ Indicates parts not listed in any previous parts book.

Prices and specifications subject to change without notice.

* Indicates change or addition.

Page 8-17

March 1, 1962 Supersedes May 31, 1961.

CODE	PART NAME AND DESCRIPTION	CY L.	PER CAR	VALIANT	PLYMOUTH	DESOTO	CHRYSLER	IMPERIAL
8-05-0 DOME LAMP AND SWITCH - Cont'd								
8-05-24	NUT, Dome Lamp Switch Mounting	8	1	-----	-----	-----	1971 521	
8-05-28	BRACKET, Roof Dome Lamp Mounting, Sub., Rear		1	-----	2086 597	-----	2086 597	
8-05-32	CORE, Roof Dome Lamp Socket, Rear, Sub.		1	-----	2161 316	-----	2161 316	
8-11-0 QUARTER OR COURTESY LAMP								
8-11-8	SOCKET, Quarter Arm Rest Courtesy Lamp, Cv. Cp.	8	2	-----	-----	-----	1963 479	
	Rear Pocket Panel Courtesy Lamp, Cv. Cp.	8	2	-----	-----	-----	-----	1963 479
8-11-12	LENS and RETAINER, Quarter Arm Rest Courtesy Lamp Bezel, Cv. Cp.	8	2	-----	-----	-----	1623 132	
	Rear Pocket Panel Courtesy Lamp Bezel, Cv. Cp.	8	2	-----	-----	-----	-----	1623 132
8-12-0 AUTOMATIC LAMP DOOR SWITCH								
8-12-1	LIGHT, Open Door Indicator, 4D.		1	2298 767	2298 767			
8-12-2	SWITCH, Front Door Automatic Lamp		2	1971 931	1971 931	1971 931	1971 931	1972 329
	Rear Door	6	2	1971 931				
	Rear, 4 D. Taxi		2	-----	1972 329			
	Front, 4 D. Taxi		2	-----	1971 931			
	Rear, 4 D. and Sp. 4 D., RC2, RC3	8	2	-----	-----	1972 329	1972 329	1972 329
	Rear, 4 D., Sp. 4 D. and Sub., RC1	8	2	-----	-----	-----	1972 329	
8-12-3	SOCKET, Open Door Indicator Lamp, 4 D. Taxi		1	1314 619	1314 619			
8-13-0 TRUNK LAMP								
8-13-1	SWITCH, SOCKET and CABLE, Trunk Lamp	8	1	-----	-----	-----	-----	1770 786
8-13-2	SWITCH, Trunk Lamp, except Sub.		1	-----	1972 426	1972 426	1972 426	
8-13-3	SOCKET and BRACKET, Trunk Lamp, except Sub.		1	-----	2096 857	2096 857	2096 857	
8-13-9	TERMINAL, Trunk Lamp Switch Cable, except Sub.		1	665 151	665 151	665 151	665 151	665 151
8-15-0 CHASSIS AND BODY WIRING								
8-15-2	WIRING, Chassis and Instrument Panel, used w/Mechanical Type Stop Switch, w/JUMPER CABLE Used w/Hydraulic Type Stop Switch		1	*2299 333	*2299 331	-----	*2299 335	
	Used w/Mechanical Type Stop Switch		1	-----	*2257 771	*2257 767	*2198 569	*2197 493
	Used w/Mechanical Type Stop Switch		1	-----	*2257 824	-----	*2257 827	*2257 828
8-15-3	BRACKET and Circuit BREAKER, Fuse Block Mounting	8	1	-----	-----	-----	-----	1971 328
	BLOCK and BRACKET, Fuse	8	1	-----	-----	-----	2258 153	
8-15-4	WIRING, Body, Front, except Sub. Rear, except Sub., w/o Back-Up Lamp		1	-----	2198 020	2198 020	2198 020	
	Rear, except sub., w/Back-Up Lamp		1	-----	2258 035			
	Lamp		1	-----	2258 036			

★ Indicates use as required. Numerals in parentheses () refer to notes. Printed in U.S.A.
 □ Indicates parts not listed in any previous parts book. Prices and specifications subject to change without notice.
 March 1, 1962 Supersedes May 31, 1961. Page 8-18 * Indicates change or addition.

CODE	PART NAME AND DESCRIPTION	CYL.	PER CAR	VALIANT	PLYMOUTH	DESOTO	CHRYSLER	IMPERIAL
8-15-0 CHASSIS AND BODY WIRING - Cont'd								
8-15-6	TERMINAL and Fuse CLIP, Fuse Block, Male	8	4	----	----	----	2197 136	2197 136
8-15-7	CABLE, Chassis Harness to Alternator Regulator Jumper . FUSE WIRE, Alternator Voltage Regulator		1	2076 632	2076 632	2076 632	2076 632	2076 632
8-15-32	CLIP, Headlamp Wiring to Headlamp Stabilizer Electro Plant Circuit Breaker Mounting	8	2	----	----	----	----	6015 271
8-15-52	WIRING, Rear Lamp, Sub.	8	1	----	----	----	----	6015 159
			1	----	2257 838	----	----	----

8-16-0 CABLE AND CONNECTIONS

NOTE: For a more practical and economical method of servicing, only the more complicated assemblies will be stocked for service. These will be found listed in their respective groups. On the more simple assemblies the required length and size of cable, necessary terminals, etc., should be specified. For visual chart of insulator and terminal packages see front of group.

8-16-1	CONNECTOR and TERMINAL PACKAGE, Headlamp Cable . . TERMINAL and INSULATOR PACKAGE, 8 Pole Male		★	1879 609	1879 609	1879 609	1879 609	1879 609
	8 Pole Female		★	2084 425	2084 425	2084 425	2084 425	2084 425
	6 Pole Disconnect Male		★	1843 222	1843 222	1843 222	1843 222	1843 222
	Single Pole, Long		★	1843 226	1843 226	1843 226	1843 226	1843 226
	Single Pole, Short		★	1843 227	1843 227	1843 227	1843 227	1843 227
	Female, Miniature		★	2084 421	2084 421	2084 421	2084 421	2084 421
	Female, Miniature		★	2240 264	2240 264	2240 264	2240 264	2240 264
	Male, Miniature		★	2240 536	2240 536	2240 536	2240 536	2240 536
	Female, Hair Pin Wiring		★	1779 654	1779 654	1779 654	1779 654	1779 654
8-16-3	CABLE (sold by the 100 foot spool) No. 12 Red		★	1752 491	1752 491	1752 491	1752 491	1752 491
	No. 8 Brown		★	2275 220	2275 220	2275 220	2275 220	2275 220
	No. 14 Green		★	*1752 490	*1752 490	*1752 490	*1752 490	*1752 490
	No. 16 Blue		★	1752 489	1752 489	1752 489	1752 489	1752 489
	No. 18 Yellow		★	1752 488	1752 488	1752 488	1752 488	1752 488
	HORN CABLE, No. 16 Black		★	1064 754	1064 754	1064 754	1064 754	1064 754
8-16-4	TERMINAL, Female, Side Type		★	1842 009	1842 009	1842 009	1842 009	1842 009
	TERMINAL, Male Blade Crimped, K-Type		★	1753 534	1753 534	1753 534	1753 534	1753 534
	TERMINAL, Cable Connector		★	870 821	870 821	870 821	870 821	870 821
8-16-5	SLEEVE, Wiring Terminal, Black		★	1264 933	1264 933	1264 933	1264 933	1264 933
8-16-6	INSULATOR, Alternator Battery Terminal		1	2258 754	2258 754	2258 754	2258 754	2258 754
8-16-8	CONNECTOR, 2 Way Polarized, Female		★	1842 003	1842 003	1842 003	1842 003	1842 003
	Single Cable		★	611 898	611 898	611 898	611 898	611 898
8-16-10	PLUG, Cable Connector, No. 12 Cable		★	665 151	665 151	665 151	665 151	665 151

8-19-0 INSTRUMENT PANEL WIRING

8-19-25	WIRING, Speedometer Housing		1	----	2257 773	----	----	----
8-19-39	TERMINAL, Temperature Gauge Feed	6	1	1770 660	----	----	----	1770 660
	No. 1 Post	8	1	----	----	----	----	1770 660
8-19-64	CABLE, Cigar Lighter Feed, RC1, RC2, RC3	8	1	----	----	----	2096 714	----
8-19-83	HOUSING and CABLE, Ash Receiver Lamp Socket	8	1	----	----	1887 726	1887 726	1887 726

★ Indicates use as required.

⊠ Indicates parts not listed in any previous parts book.

* Indicates change or addition.

Numerals in parentheses () refer to notes.

Printed in U.S.A.

Prices and specifications subject to change without notice.

1961 PASSENGER CAR PARTS CATALOG

ELECTRICAL

CODE	PART NAME AND DESCRIPTION	CYL	PER CAR	VALIANT	PLYMOUTH	DESOTO	CHRYSLER	IMPERIAL
8-20-0 CIGAR LIGHTER								
8-20-3	FUSE, Rear Seat Cigar Lighter, 10 amp., RC3 Sp. Cl. Cp. and Cv. Cp.	8	1	-----	-----	-----	117 142	
	Swivel Seat Base Rear Cigar Lighter Heat Limiter, RC3 . . .	8	1	-----	-----	-----	1887 222	
	Rear Console Cigar Lighter Heat Limiter, RC4	8	1	-----	-----	-----	1887 222	
8-20-8	KNOB, Instrument Panel Cigar Lighter, RC1, RC2, RC3 . . .		1	2076 474	1887 593	2257 480	2097 533	2097 533
	Front Seat Back Cigar Lighter, RC3	8	1	-----	-----	-----	2097 533	
	Console Cigar Lighter, RC4 . .	8	2	-----	-----	-----	2097 533	
	Rear Door Arm Rest Cigar Lighter	8	1	-----	-----	-----	-----	2097 533
	Rear Quarter Panel Arm Rest Cigar Lighter, Sp. Cl. Cp. and Cv. Cp.	8	2	-----	-----	-----	-----	2097 533
	Rear Door Arm Rest Cigar Lighter, Sp. 4 D.	8	2	-----	-----	-----	-----	2097 533
8-20-9	ELEMENT, Instrument Cigar Lighter Heat, RC1, RC2, RC3 Console Cigar Lighter Heat, RC4 Swivel Seat Base Rear Cigar Lighter Heat, RC3		1	*1692 678	*1692 678	*1692 678	*1692 678	*1692 678
	Front Seat Back Cigar Lighter Heat, RC3 4D., Sp. 4D. and Sub. Rear Quarter Panel Arm Rest Cigar Lighter Heat, Sp. Cl. Cp. and Cv. Cp.	8	1	-----	-----	-----	*1692 678	
	Rear Door Arm Rest Cigar Lighter Heat, 4D. and Sp. 4D. .	8	2	-----	-----	-----	-----	1692 678
		8	2	-----	-----	-----	-----	*1692 678
8-20-10	SHELL and CLAMP, Instrument Panel Cigar Lighter, Casco, RC1, RC2, RC3		1	*2096 599	*2096 599	*2096 599	*2096 599	*2096 599
	Swivel Seat Base Rear Cigar Lighter, RC3, Casco	8	1	-----	-----	-----	2096 599	
	Front Seat Back Cigar Lighter, Casco	8	1	-----	-----	-----	*2096 599	
	Rear Quarter Panel Arm Rest Cigar Lighter, Casco	8	2	-----	-----	-----	-----	*2096 599
	Rear Door Arm Rest Cigar Lighter, Sp. 4 D., Casco. . . .	8	2	-----	-----	-----	-----	2096 599
8-20-16	BEZEL, Instrument Panel Cigar Lighter		1	-----	2097 394	1887 787	-----	
	Swivel Seat Cigar Lighter, RC3.	8	1	-----	-----	-----	2080 996	
8-20-19	SHIELD, Swivel Seat Back Lighter Cable Protector, RC3	8	1	-----	-----	-----	1901 592	
8-20-20	SOCKET and WIRE, Instrument Panel Cigar Lighter		1	-----	1770 756	-----	-----	
8-21-0 TERMINAL BLOCK								
8-21-1	BLOCK, Instrument Panel Terminal		1	2076 410	1885 637	1885 637	-----	
8-21-16	CLIP, Accessory Terminal Block to Lower Reinforce- ment.	6	1	6015 159	-----	-----	-----	

★ Indicates use as required. Numerals in parentheses () refer to notes. Printed in U.S.A.
 B Indicates parts not listed in any previous parts book. Prices and specifications subject to change without notice.
 March 1, 1962 Supersedes May 31, 1961. Page 8-20 * Indicates change or addition.

CODE	PART NAME AND DESCRIPTION	CYL.	PER CAR	VALIANT	PLYMOUTH	DESOTO	CHRYSLER	IMPERIAL
------	---------------------------	------	---------	---------	----------	--------	----------	----------

8-27-0 IGNITION DISTRIBUTOR

NOTE: Use part No. stamped on Distributor for complete replacement and ordering Component Parts.

8-27-1	DISTRIBUTOR ASSEMBLIES, RV1 w/170 cu.in. Eng., Chrysler Built	6	1	1889 750	2095 270			
	RV1 w/225 cu.in. Eng., Chrysler Built	6	1	2095 270				
	w/Auto. Trans., Chrysler Built.	8	1	-----	1838 505			
	w/Std. Trans., Chrysler Built. .	8	1	-----	2095 647 ✓			
	Double Breaker, w/Ram Manifold, two 4 Barrel Carburetor	8	1	-----	2095 065			
	Double Breaker, High Perform- ance, one 4 Barrel Carburetor.	8	1	-----	2095 680	2095 680		
	One 4 Barrel Carburetor, Power Package, Chrysler Built	8	1	-----	1889 710			
	Double Breaker, one 4 Barrel Carburetor, Golden Commando	8	1	-----	2095 680			
	Single Breaker, one 2 Barrel Carburetor, RC1, RC2	8	1	-----	-----	2095 679	2095 679	
	Single Breaker, Chrysler Built, RC2, RC3.	8	1	-----	-----	-----	2095 530(1)	2095 530
	Double Breaker, two 4 Barrel Carburetor, RC4	8	1	-----	-----	-----	1889 568	
8-27-320	TUBE, Carburetor to Governor Vacuum Control, 3/16" O.D. .		★	*1843 251	1843 251	1843 251	1843 251	*1843 251

NOTE 1: Used only on RC2 with D-1 code disc stamped RR38 on serial No. Pad.

FOR MODEL APPLICATION SEE CODE 8-27-1

DISTRIBUTOR ASSEMBLIES

CODE	REMARKS	1838 505	1889 568 IBS-4011	1889 710	1889 750	2095 065 IBS-4006E
DISTRIBUTOR COMPONENT PARTS						
8-27-4	GASKET, Ignition Distributor	*2095 630	1326 836	*2095 630	-----	1326 836
	RETAINER, Oil to Cylinder Block, RV1 UP TO 17-9-14, RP1 UP TO 22-9-14	-----	-----	-----	2095 740	-----
	RETAINER, Oil to Cylinder Block, RV1 AFTER 17-9-14, RP1 AFTER 22-9-14	-----	-----	-----	2095 630	-----
8-27-18	GEAR PACKAGE, Follower	-----	2084 870	-----	-----	-----
8-27-26	CLAMP	1947 612	1947 613	-----	-----	1947 613
8-27-27	SCREW and WASHER, Clamp	1675 958	-----	-----	-----	-----
8-27-71	CAP	1838 514	2084 654	1838 514	1889 424	2084 654
8-27-76	SPRING, Cap Attaching	1838 508	-----	1838 508	1838 508	-----
8-27-77	HINGE PACKAGE, Cap Clamp Spring . .	-----	1879 606	-----	-----	1879 606
8-27-85	CONTACT and SPRING PACKAGE, Cap Plunger	-----	2084 655	-----	-----	2084 655
8-27-100	OILER, Base	-----	1879 391	-----	-----	953 717
8-27-114	BEARING, Ball	-----	623 207	-----	-----	-----
8-27-133	BEARING PACKAGE, Drive Shaft	-----	2084 867	-----	-----	1879 596
	BEARING and THRUST WASHER PACKAGE, Drive Shaft	2275 229	-----	2275 229	2275 228	-----
8-27-137	COLLAR and PIN PACKAGE, Drive Shaft	2084 448	-----	2084 448	-----	-----
8-27-138	PLATE, Breaker	*2095 922	1843 337	*2095 922	*2095 922	1843 337
8-27-158	CONTACT SET, Std. Type	1838 643	2084 080	1838 643	1838 643	2084 080
	CONTACT SET, Ventilated Type	2098 057	-----	2098 057	2098 057	-----
8-27-190	CONDENSER, Ventilated Type	2098 058	-----	2098 058	2098 058	-----
	CONDENSER and BRACKET PACKAGE, Std. Type	1818 757	1818 757	1818 757	1818 757	1818 757

★ Indicates use as required.

Numerals in parentheses () refer to notes.

Printed in U.S.A.

☐ Indicates parts not listed in any previous parts book.

Prices and specifications subject to change without notice.

* Indicates change or addition.

8-27-0 IGNITION DISTRIBUTOR - Cont'd

FOR MODEL APPLICATION SEE CODE 8-27-1

DISTRIBUTOR ASSEMBLIES

CODE	REMARKS	1838 505	1889 568 IBS-4011	1889 710	1889 750	2095 065 IBS-4006E
8-27-0 DISTRIBUTOR COMPONENT PARTS - Cont'd						
8-27-205	LEAD, Primary	----	1383 958	----	1889 788(1)	1383 958
	LEAD, Primary	*2095 525(2)	----	*2095 525(2)	*2095 508(2)	----
8-27-207	CABLE, Primary Lead	*1889 242(1)	----	*1889 242(1)	----	----
8-27-208	BREAKER and GROUND LEAD PACKAGE	----	1881 768	----	----	1881 768
8-27-218	TERMINAL and STUD PACKAGE	----	1881 751	----	----	1881 751
8-27-250	SHAFT, Governor and Cam, Distributor	1889 683	----	1889 684	1889 752	----
8-27-278	WEIGHT PACKAGE, Governor	1881 945	1881 746	1881 945	1881 945	1881 746
8-27-279	SPRING SET, Governor Weight	1881 946	2084 866	*1881 949	2084 891	2084 866
8-27-292	CAM and STOP PLATE, Dist.	1889 320	----	1889 715	1889 443	----
8-27-297	FELT DISC and SNAP RING PACKAGE, Cam Sleeve	1879 607	1879 607	1879 607	1879 607	1879 607
8-27-300	ROTOR	1838 516	1658 535	1838 516	1838 516	1658 535
8-27-308	VACUUM CHAMBER PACKAGE	1881 944	2084 868	1881 948	2084 652	2084 868
8-27-315	PLUG and GASKET PACKAGE, Vacuum Chamber	----	1879 597	----	----	1879 597
8-27-316	SPRING and WASHER PACKAGE, Vacuum Chamber	----	1881 766	----	----	1881 766
8-27-352	GEAR and PIN PACKAGE, Drive.	----	2084 869	----	2084 653	----

FOR MODEL APPLICATION SEE CODE 8-27-1

DISTRIBUTOR ASSEMBLIES

CODE	REMARKS	2095 270	2095 530	2095 647	2095 679 IBP-4005E	2095 680 IBS-4006
DISTRIBUTOR COMPONENT PARTS						
8-27-4	GASKET, Ignition Distributor	----	*2095 630	1326 836	1326 836	1326 836
	RETAINER, Oil to Cylinder Block, RP1 UP TO 22-9-14	2095 740	----	----	----	----
	RETAINER, Oil to Cylinder Block, RP1 AFTER 22-9-14	2095 630	----	----	----	----
8-27-26	CLAMP	----	1947 613	1947 612	----	----
8-27-27	SCREW and WASHER, Clamp	----	----	1675 958	----	----
8-27-71	CAP	1889 424	1838 514	1838 514	2084 654	2084 654
8-27-76	SPRING, Cap Attaching	1838 508	1838 508	1838 508	----	----
8-27-77	HINGE PACKAGE, Cap Clamp Spring	----	----	----	1879 606	1879 606
8-27-85	CONTACT and SPRING PACKAGE, Cap Plunger	----	----	----	2084 655	2084 655
8-27-100	OILER, Base	----	----	----	953 717	953 717
8-27-133	BEARING PACKAGE, Drive Shaft	----	----	----	1879 596	1879 596
	BEARING and THRUST WASHER PACKAGE, Drive Shaft	2275 228	*2275 229	*2275 229	----	----
8-27-137	COLLAR and PIN PACKAGE, Drive Shaft.	----	----	2084 448	----	----
8-27-138	PLATE, Breaker	*2095 922	*2095 922	*2095 922	1843 368	1843 337
8-27-158	CONTACT SET, Std. Type	----	1838 643	1838 643	2084 079	2084 080
	CONTACT SET, Ventilated Type	2098 057	2098 057	2098 057	----	----
8-27-190	CONDENSER, Ventilated Type	2098 058	2098 058	2098 058	----	----
	CONDENSER and BRACKET PACKAGE, Std. Type	1818 757	1818 757	1818 757	1818 757	1818 757

NOTE 1: Used with Grommet 1/2" long.

NOTE 2: Used with Grommet 1" long.

8-27-0 IGNITION DISTRIBUTOR - Cont'd

FOR MODEL APPLICATION SEE CODE 8-27-1

DISTRIBUTOR ASSEMBLIES

CODE	REMARKS	2095 270	2095 530	2095 647	2095 679 IBP-4005E	2095 680 IBS-4006
8-27-0 DISTRIBUTOR COMPONENT PARTS - Cont'd						
8-27-205	LEAD, Primary	*1889 788(1)	2095 525	2095 525	1818 730	1383 958
	LEAD, Primary	2095 508(2)	-----	-----	-----	-----
8-27-208	BREAKER and GROUND LEAD PACKAGE	-----	-----	-----	-----	1881 768
8-27-218	TERMINAL and STUD PACKAGE	-----	-----	-----	-----	1881 751
8-27-250	SHAFT, Governor and Cam, Distributor	2095 273	2095 648	2095 742	-----	-----
8-27-278	WEIGHT PACKAGE, Governor	1881 945	1881 955	1881 945	1881 746	1881 746
8-27-279	SPRING SET, Governor Weight	2084 892	1881 956	2240 747	1818 571	2275 227
8-27-292	CAM and STOP PLATE, Distributor	2095 274	1889 709	2095 741	-----	-----
8-27-297	FELT DISC and SNAP RING PACKAGE, Cam Sleeve	1879 607	1879 607	1879 607	1879 607	1879 607
8-27-300	ROTOR	1838 516	1838 516	1838 516	1658 535	1658 535
8-27-308	VACUUM CHAMBER PACKAGE	2084 893	2240 745	1881 944	2275 226	2084 857
8-27-315	PLUG and GASKET PACKAGE, Vacuum Chamber	-----	-----	-----	1879 597	1879 597
8-27-316	SPRING and WASHER PACKAGE, Vacuum Chamber	-----	-----	-----	*1881 742	1881 766
8-27-352	GEAR and PIN PACKAGE, Drive	2084 653	-----	-----	-----	-----

8-28-0 GENERATOR OR ALTERNATOR

NOTE: For Component Parts of Alternators see Part Type Code 8-29-0.

NOTE: Higher Ampere Leece - Neville Alternators and Alternator Regulators are used on some 1961 Vehicles. MoPar Parts Plants do not stock complete replacement assemblies or repair parts for Leece - Neville Units. When complete Alternator or Alternator Regulator Assemblies or repair parts are required, they should be ordered by description direct from Leece - Neville
1374 E. 51st. Street
Cleveland 3, Ohio

Attaching Parts such as Brackets, Straps and Belts are available through your usual MoPar Parts source.

8-28-3	ALTERNATOR	Alternator w/Pulley	Amps	Pulley No.
	RV, RP1, RP2 w/318 cu.in. Eng., RS1, RC1, RC2, RC3, RC4, RY1	2095 060	35 S	2095 430
	RV, RP1, RP2 w/318 cu.in. Eng., RS1, RC1, RC2, RC3, RC4, RY1	*2095 100	40 S	2095 430
	RP2 except w/318 cu.in. Eng., RS1, RC1, RC2, RC3, RC4, RY1, w/Air Conditioning	2095 100	40 D	2095 059

NOTE: Letters "S" and "D" in Pulley margins represent Single Groove and Double Groove.

CODE	PART NAME AND DESCRIPTION	C Y L.	PER CAR	VALIANT	PLYMOUTH	DESOTO	CHRYSLER	IMPERIAL
8-28-15	STRAP, Alternator Adjusting	6	1	2202 767	2202 767			
	Used w/Leece Neville Alternator	6	1	2129 915	2129 915			
	w/318 cu.in. Eng., w/o Air Conditioning	8	1	-----	2202 512			

NOTE 1: Used with Grommet 1/2" long.

NOTE 2: Used with Grommet 1" long.

CODE	PART NAME AND DESCRIPTION	C Y L.	PER CAR	VALIANT	PLYMOUTH	DESOTO	CHRYSLER	IMPERIAL
8-28-0 GENERATOR OR ALTERNATOR - Cont'd								
8-28-15	STRAP - Cont'd w/318 cu.in. Eng., w/o Air Conditioning, used w/Leece Neville Alternator	8	1	-----	1827 328			
	Except 318 cu.in. Eng., w/o Air Conditioning, used w/Leece Neville Alternator, RC1, RC2	8	1	-----	2121 217	2121 217	2121 217	
	Except 318 cu.in. Eng., w/Air Conditioning, Field Installation w/318 cu. in. Eng., w/Air Conditioning, Field Installation w/318 cu.in. Eng., w/Air Conditioning	8	1	-----	1997 526	1997 526	1997 526	1997 526
		8	1	-----	1997 532			
		8	1	-----	2202 484			
8-28-19	SCREW, Alternator Adjusting Strap, 3/8" x 13/16"		★	1945 404	1945 404	1945 404	1945 404	1945 404
	5/16" x 11/16"		★	1407 234	1407 234	1407 234	1407 234	1407 234
	5/16" x 15/16"		★	1343 212	1343 212	1343 212	1343 212	1343 212
8-28-36	BRACKET, Alternator and Ignition Coil Mounting	6	1	2203 083	2203 083			
	Used w/Leece Neville Alternator Used w/Leece Neville Alternator, w/Dual Belt	6	1	2203 233	2203 233			
	w/318 cu.in. Eng., w/o Air Conditioning	6	1	2264 459	2264 459			
	Except 318 cu. in. Eng. w/o Air Conditioning	8	1	-----	2202 511			
	Except 318 cu. in. Eng., w/Air Conditioning	8	1	-----	2129 156	2129 156	2129 156	2129 156
	w/318 cu. in. Eng., w/o Air Conditioning, used w/Leece - Neville Alternator	8	1	-----	2129 154	2129 154	2129 154	2129 154
	w/Air Conditioning, except 318 cu. in. Eng.	8	1	-----	2129 940			
	w/318 cu.in. Eng., w/Air Con- ditioning, Factory Installation.	8	1	-----	1997 527	1997 527	1997 527	1997 527
		8	1	-----	*2125 656			
8-28-38	SPACER, Alternator Mounting Bracket, except 318 cu. in. Eng., w/Air Conditioning, Field Installation	8	1	-----	1997 528	1997 528	1997 528	1997 528
8-28-51	SUPPORT, Alternator to Cylinder Block	6	1	1997 549	1997 554			
8-28-74	REGULATOR, Alternator		1	2095 700	2095 700	2095 700	2095 700	2095 700
8-28-282	PULLEY, Jackshaft, w/Air Conditioning, w/318 cu. in. Eng. w/Air Conditioning, except 318 cu. in. Eng.	8	1	-----	1859 952			
		8	1	-----	1944 844	1944 844	1944 844	1944 844
8-28-283	BRACKET, Jackshaft Pulley, w/Air Conditioning, w/318 cu. in. Eng.	8	1	-----	2202 381			
	Jackshaft Pulley Bracket Spacer, w/Air Conditioning, w/318 cu. in. Eng.	8	1	-----	1945 384			
	in. Eng.	8	1	-----	1945 384			
	w/Air Conditioning, except 318 cu. in. Eng.	8	1	-----	1944 845	1944 845	1944 845	1944 845
8-28-285	SPACER, Jackshaft Pulley Bracket, w/Air Conditioning, w/318 cu. in. Eng.	8	1	-----	2202 380			
8-28-288	SLEEVE, Jackshaft Pulley, w/Air Conditioning, w/318 cu. in. Eng.	8	1	-----	1859 589			
	w/Air Conditioning, except 318 cu. in. Eng.	8	1	-----	1944 847	1944 847	1944 847	1944 847
8-28-289	SCREW, Water Body Jackshaft Pulley Bracket Spacer, w/Air Conditioning, w/318 cu. in. Eng.	8	1	-----	1851 371			

★ Indicates use as required. Numerals in parentheses () refer to notes. Printed in U.S.A.
 □ Indicates parts not listed in any previous parts book. Prices and specifications subject to change without notice.
 March 1, 1962 Supersedes May 31, 1961. Page 8-24 * Indicates change or addition.

8-29-0 GENERATOR OR ALTERNATOR COMPONENT PARTS

FOR MODEL APPLICATION SEE CODE 8-28-3

ALTERNATOR ASSEMBLIES

		*2095 060	*2095 100
8-29-17	BRUSHES, WASHER and TERMINAL PACKAGE	*2084 673	*2084 673
8-29-42	HOLDER, Brush	*2095 038	*2095 038
8-29-97	ROTOR	*2095 013	*2095 013
8-29-98	STATOR	*2095 427	*2095 427
8-29-99	SLIP RING, w/Knurled Shaft	*2098 278	*2098 278
	SLIP RING, w/Ground Shaft	*2098 279	*2098 279
8-29-129	CAPACITOR and INSULATOR PACKAGE	*2421 137	*2421 137
8-29-130	SCREW, Capacitor Ground	*6022 381	*6022 381
8-29-131	RECTIFIER, Positive	*2095 506	*2098 293
	RECTIFIER, Negative	*2095 502	*2098 292
8-29-132	SHIELD, Rectifier End	*2095 339	*2095 339
8-29-133	BEARING, Rectifier End Shield	*2095 037	*2095 037
8-29-134	INSERT, Rectifier End Mounting	*2095 052	*2095 052
8-29-135	HEAT SINK, Rectifier	*2095 925	*2095 925
8-29-143	CEMENT, Lead Wire, 5 oz. Tube	*2299 314	*2299 314
8-29-145	SPACER PACKAGE, Heat Sink	*2421 138	*2421 138
8-29-153	SHIELD, Drive End	*2095 945	*2095 945
8-29-154	BEARING, Drive End Shield Ball	*2095 653	*2095 653
8-29-155	PLATE, Drive End Bearing Retainer	*2095 012	*2095 012
8-29-194	SCREW, Field Terminal Mounting	*6023 112	*6023 112
8-29-208	SCREW, Frame	*2095 004	*2095 004

CODE	PART NAME AND DESCRIPTION	C Y L.	PER CAR	VALIANT	PLYMOUTH	DESOTO	CHRYSLER	IMPERIAL
8-30-0 GROMMETS								
8-30-1	GROMMET, Wiring Dash Slot, 1/2" thk.		1	2097 813	2097 813	2097 813	2097 813	2097 813
	Speedometer Cable, 3/8" thk.		1	2097 816	2097 816	2097 816	2097 816	2097 816
	Wiring Dash Slot, 3/4" thk.		1	2097 814	2097 814	2097 814	2097 814	2097 814
	Chassis and Instrument Panel Headlamp Wiring	6	2	2097 303				
	Wiring in Left Belt Bar, Sub.		1	----	2198 506	----	2198 506	
	License Lamp Cable	8	1	----	----	----	----	988 059
	Trunk Cable	8	1	----	----	----	----	988 059
	Dash Slot 3/4"		1	1971 740	1971 740	1971 740	1971 740	1971 740
8-31-0 PARKING BRAKE SIGNAL LAMP								
8-31-2	LAMP, Parking Brake Signal.		1	2298 767	----	2096 526		
8-31-3	FLASHER, Parking Brake Signal Lamp	8	1	----	----	----	----	1971 896
8-31-10	SWITCH, Parking Brake Signal Lamp, RC1, RC2, RC3		1	1972 426	1971 931	1971 931	1971 931	2097 279
8-31-11	BRACKET, Parking Brake Signal Lamp Switch, RC1, RC2, RC3		1	----	2096 396	2096 396	2096 396	
8-31-16	SOCKET, Parking Brake Indicator Lamp		1	1314 619	----	1658 830	1753 632	1753 632

★ Indicates use as required. Numerals in parentheses () refer to notes. Printed in U.S.A.
 ☐ Indicates parts not listed in any previous parts book. Prices and specifications subject to change without notice.
 * Indicates change or addition. March 1, 1962 Supersedes May 31, 1961.

1961 PASSENGER CAR PARTS CATALOG

ELECTRICAL

CODE	PART NAME AND DESCRIPTION	CYL.	PER CAR	VALIANT	PLYMOUTH	DESOTO	CHRYSLER	IMPERIAL
8-32-0 HORN								
8-32-2	HORN, w/BRACKET, Low Note, Sparton	6	1	2076 487				
	w/BRACKET, High Note, Sparton	6	1	2076 486				
	Low Note, Auto-Lite	6	1	2097 951	2197 124	2197 124	2197 124	2197 124
	High Note, Auto-Lite, Dual	6	1	2097 950				
	High Note, Auto-Lite	6	1	-----	2197 125	2197 125	2197 125	2197 125
	w/BRACKET, Sparton, Right	6	1	-----	2197 999	2197 999		
	w/BRACKET, Sparton, Left	6	1	-----	2198 000	2198 000		
	w/BRACKET, Sparton, Right, RC3, RC4	8	1	-----	-----	-----	2197 112	2197 112
	w/BRACKET, Sparton, Left, RC3, RC4	8	1	-----	-----	-----	2197 111	2197 111
	Trumpet Type	8	1	-----	-----	-----	-----	2198 035
8-32-15	BRACKET, Horn Mounting, High Note	6	1	2076 494				
	Low Note	6	1	2076 495				
	Mounting, A. L. RC1, RC2	8	2	-----	2197 876	2197 876	2197 876	
	A. L. RC3, RC4	8	2	-----	-----	-----	2197 871	
	w/Trumpet Type Horn	8	1	-----	-----	-----	-----	2197 874
8-32-18	SCREW and WASHER, Horn Mounting to Headlamp Housing Support	6	2	6022 802				
	Horn Bracket to Horn Mounting	6	2	-----	2290 623	-----	2290 623	
	Horn and Bracket Mounting, to Yoke or Fender Shield, RC1, RC2	8	2	-----	6022 339	6022 339	6022 339	1704 061
	To Radiator C/Bar RC3, RC4	8	2	-----	-----	-----	6022 339	6022 802
	To Brace, used w/Trumpet Type Horn	8	1	-----	-----	-----	-----	6022 802
8-33-0 HORN CONTROLS								
8-33-4	RING, Horn, Chrome	6	1	2072 978				
	BAR, Horn, w/Plastic Wheel	6	1	-----	2201 297			
	BAR, Horn, w/Rubber Wheel	6	1	-----	2201 759			
	RING, Horn, w/ORNAMENT	6	1	-----	2201 762			
	RING, Horn, Police Car	6	1	-----	*1738 214			
	RING, Horn, w/Plastic Wheel, w/Auto. Trans.	8	1	-----	-----	2200 712		
	RING, Horn, w/Rubber Wheel, w/Auto. Trans.	8	1	-----	-----	2200 706		
	BAR, Horn, w/Std. Trans.	8	1	-----	-----	2201 759		
	BAR, w/Plastic Wheel	8	1	-----	-----	-----	1945 919	
	RING, w/Rubber Wheel, RC1, RC2	8	1	-----	-----	-----	1945 920	
	RING, w/Plastic Flat Wheel	8	1	-----	-----	-----	-----	2200 585
8-33-5	RETAINER, Steering Wheel Horn Bar, w/Rubber Wheel	6	1	-----	2201 248			
	w/Plastic Wheel	6	1	-----	2201 265			
	Police Car	6	1	-----	*1673 967			
	Horn Bar, w/Rubber Wheel, w/Std. Trans.	8	1	-----	-----	2201 248		
	Horn Ring, w/Rubber Wheel, w/Auto. Trans.	8	1	-----	-----	2200 557		
8-33-6	ORNAMENT, Steering Wheel Horn Ring, w/Rubber Wheel	6	1	-----	2201 767			
	Horn Bar, w/Plastic Wheel	6	1	-----	2201 294			
	Horn Bar, w/Rubber Wheel, w/Std. Trans.	8	1	-----	-----	2201 767		
	Horn Ring, w/Auto. Trans., w/Rubber Wheel	8	1	-----	-----	2201 735		
	RC1, RC2	8	1	-----	-----	-----	1945 924	
	RC3	8	1	-----	-----	-----	1945 923	
	RC4	8	1	-----	-----	-----	1945 922	
8-33-13	RETAINER, Steering Wheel Ornament	6	1	2072 980				

* Indicates use as required. Numerals in parentheses () refer to notes. Printed in U.S.A.
 □ Indicates parts not listed in any previous parts book. Prices and specifications subject to change without notice.
 March 1, 1962 Supersedes May 31, 1961. Page 8-26 * Indicates change or addition.

CODE	PART NAME AND DESCRIPTION	CYL.	PER CAR	VALIANT	PLYMOUTH	DESOTO	CHRYSLER	IMPERIAL
8-33-0 HORN CONTROLS - Cont'd								
8-33-17	CAP, Steering Wheel Horn, Complete	6	1	2207 816				
	Chrome	6	1	2072 985				
	COVER and ORNAMENT, Horn Ring, w/Plastic Wheel, w/Auto. Trans.	8	1	-----	-----	2200 715		
8-33-19	BASE, Steering Wheel Horn Ring Mounting	8	1	-----	-----	-----	-----	1730 978
8-33-23	WASHER, Steering Wheel Horn Ring, w/Plastic Wheel, w/Auto. Trans.	8	2	-----	-----	6022 021		
8-33-39	BUSHING PACKAGE, Horn Ring Spacer.	1		2240 608	2240 608	2240 608	2240 608	2240 608
8-33-40	SCREW, Horn Blowing Ring Spacer Bushing	★		1325 906	1325 906	1325 906	1325 906	1325 906
8-33-69	BASE, Steering Wheel Horn Button, One Tone Wheel. . . .	6	1	2072 995				
8-33-70	"O" RING, Steering Wheel Ornament Retainer	6	★	2266 729				
8-33-90	SWITCH, Horn, w/Horn Ring . .	6	1	1972 391				
	w/Horn Button	6	1	2076 543				
	w/Plastic Steering Wheel	1		-----	1971 940			
	w/Rubber Wheel	1		-----	1972 391			
	w/Std. Trans.	8	1	-----	-----	1972 391		
	w/Auto. Trans.	8	1	-----	-----	1971 940	1972 391	1704 689
8-33-118	CONTACT, Turn Signal Switch Horn.	1		1604 921	1604 921	1604 921	1604 921	1604 921
8-33-120	SLEEVE, Horn Contact and Turn Signal Switch Actuating .	8	1	-----	-----	-----	*1887 765	
8-33-121	RING and Feed CABLE, Horn Contact, Cable 6" long.	1		*1972 208	*1972 208	*1972 208		
	Cable 4 1/2" long	1		*2258 588	*2258 588	*2258 588		
		8	1	-----	-----	-----	-----	*2197 079
8-33-164	RELAY, Horn Mounting, w/3 Prong	1		*2196 312	*2196 312	*2196 312	*2196 312	*2196 312
	w/4 Prong	1		*2084 423	*2084 423	*2084 423	*2084 423	*2084 423
8-34-0 HEADLAMP								
8-34-1	HEADLAMP, Dual, Riteway Shift, Right	6	1	2076 292				
	Left	6	1	2076 293				
	High Beam	2		-----	2097 319	2097 319	2097 319	2097 319
	High-Low Beam, Export, Leftway Shift	2		-----	2097 317	-----	2097 317	2097 317
	High-Low Beam, Riteway Shift	2		-----	2097 316	2097 316	2097 316	2097 316
8-34-5	NUT, w/WASHER, Headlamp Housing Attaching	8	★	-----	-----	-----	-----	6022 162
8-34-6	SCREW, Headlamp Mounting Reinforcement to Fender Yoke Lower Windshield	8	4	-----	-----	-----	-----	6022 506
	SCREW, Headlamp Mounting Reinforcement to Fender Side Panel to Shear Panel Reinforcement	8	4	-----	-----	-----	-----	6022 506
	SCREW, Headlamp Housing Stabilizer Reinforcement to Fender Side Panel to Shear Panel Reinforcement Attaching.	8	4	-----	-----	-----	-----	6022 506
8-34-40	DOOR, Headlamp, Right, Bright Finish	6	1	2195 558	-----			
	Left, Bright Finish	6	1	2195 559				
	Black Finish, Right	6	1	2082 120				
	Left	6	1	2082 121				
		4		-----	1904 272	-----	-----	1904 214

★ Indicates use as required.

Numerals in parentheses () refer to notes.

Printed in U.S.A.

□ Indicates parts not listed in any previous parts book.

Prices and specifications subject to change without notice.

* Indicates change or addition.

1961 PASSENGER CAR PARTS CATALOG

CODE	PART NAME AND DESCRIPTION	CYL.	PER CAR	VALIANT	PLYMOUTH	DESOTO	CHRYSLER	IMPERIAL
8-34-0 HEADLAMP - Cont'd								
8-34-40	DOOR - Cont'd							
	Right	8	1	-----	-----	1904 528		
	Left	8	1	-----	-----	1904 529		
	Right, w/INSERT	8	1	-----	-----	-----	1904 660	
	Left	8	1	-----	-----	-----	1904 661	
8-34-83	NUT, Headlamp Door Attaching.	8	8	-----	-----	6010 231	6010 231	
8-34-96	SCREW, Headlamp Door Attaching	8	12	-----	6022 585	-----	-----	6010 061
8-34-175	UNIT, Headlamp, High-Low Beam, Leftway Shift, Export		2	1841 775	1841 775	-----	1841 775	1841 775
	High Beam, 2 Headlamp Operating, Export		2	1842 211	1842 211	-----	1842 211	1842 211
	High-Low Beam, Riteway Shift		2	1753 436	1753 436	1753 436	1753 436	1753 436
	High Beam		2	1753 435	1753 435	1753 435	1753 435	1753 435
8-34-177	SPRING, Headlamp Bulb Mounting Seat Adjusting		4	2076 305	1972 972	1972 972	1972 972	1972 972
8-34-178	SCREW, Headlamp Bulb Mounting Seat Adjusting		8	1658 660	2197 327	2197 327	2197 327	2197 327
8-34-180	RING, Headlamp Bulb Retaining.		4	2076 306	1779 406	1779 406	1779 406	1779 406
8-34-300	REINFORCEMENT, Headlamp Mounting, White, Right	8	1	-----	-----	-----	-----	1904 286
	Left	8	1	-----	-----	-----	-----	1904 287
8-34-362	HOUSING, SUPPORT, EXTENSION and T/PLATE, Headlamp, Right	6	1	*1973 318	-----	-----	-----	-----
	Left	6	1	*1973 319	-----	-----	-----	-----
	HOUSING, Headlamp, Outboard, Right	8	1	-----	-----	-----	-----	1904 208
	Left	8	1	-----	-----	-----	-----	1904 209
	Inboard, Right	8	1	-----	-----	-----	-----	1904 212
	Left	8	1	-----	-----	-----	-----	1904 213
8-34-371	STABILIZER, Headlamp Housing to Fender, Right	9	1	-----	-----	-----	-----	1904 216
	Left	8	1	-----	-----	-----	-----	1904 217
8-34-372	GASKET, Headlamp Housing Stabilizer	8	2	-----	-----	-----	-----	1904 220
	Headlamp Housing Base	8	4	-----	-----	-----	-----	1904 218
8-34-374	REINFORCEMENT, Headlamp Stabilizer, White, Right	8	1	-----	-----	-----	-----	1904 282
	Left	8	1	-----	-----	-----	-----	1904 283
8-35-0 IGNITION COIL, SWITCH AND LOCK CYLINDER								
8-35-4	COIL, Ignition		1	2084 847	2084 847	2084 847	2084 847	2084 847
8-35-22	RESISTOR, Ignition Coil Primary		1	2095 501	2095 501	2095 501	2095 501	2095 501
8-35-41	BRACKET, Ignition Coil Mounting, on Coil	6	1	1688 207	1688 207	-----	-----	-----
	w/318 cu.in. Eng.	8	1	-----	2095 374	-----	-----	-----
	w/361 and 383 cu.in. Eng.	8	1	-----	1688 207	-----	-----	-----
		8	1	-----	-----	1688 207	1688 207	1688 207
8-35-44	SPACER, Ignition and Starter Switch Mounting	8	1	-----	-----	E2198 869	-----	-----
8-35-59	SWITCH, Starter and Ignition		1	2097 628	2097 628	2097 628	2097 628	2097 628
8-35-85	BEZEL, Starter and Ignition Switch Mounting		1	-----	2097 392	2198 872	2096 317	-----
	RING, Starter and Ignition Switch Retainer	8	1	-----	-----	-----	-----	1971 873
8-35-95	RETAINER, Starter and Ignition Switch		1	-----	1972 077	-----	-----	-----
8-35-111	CYLINDER PACKAGE, Ignition and Door Lock		1	2161 192	2161 503	2161 503	2161 503	2161 503
	Taxi and Police Cars		1	-----	2080 227	-----	-----	-----
8-35-115	CYLINDER and KEY, Ignition Lock		1	2086 047	2086 047	2086 047	2086 047	2086 047

* Indicates use as required. Numerals in parentheses () refer to notes. Printed in U.S.A.
 E Indicates parts not listed in any previous parts book. Prices and specifications subject to change without notice.
 March 1, 1962 Supersedes May 31, 1961. Page 8-28 * Indicates change or addition.

CODE	PART NAME AND DESCRIPTION	C Y L.	PER CAR	VALIANT	PLYMOUTH	DESOTO	CHRYSLER	IMPERIAL
8-36-0 IGNITION								
8-36-1	PACKAGE, Mopar Ignition Cable, Resistor Type, except No. 1 and 5 Cable	6	4	2084 645				
	PACKAGE, Mopar Ignition Cable, Resistor Type, except No. 1 and 5 Cable, Taxi.	6	4	---- --	2084 645			
	PACKAGE, MoPar Ignition Cable, Resistor Type, except Taxi.	6	6	---- --	2084 645			
	SET, Resistor Type	6	1	2084 606	2196 052			
	SET, Resistor Type, Taxi.	6	1	---- --	2084 606			
	PACKAGE, Resistor, Ignition Cable and Terminal, w/318 cu. in. Eng.	8	8	---- --	2084 064			
	SET, Mopar Ignition Cable, Resistor Type, w/318 cu. in. Eng.	8	1	---- --	2084 219			
	PACKAGE, Resistor Ignition Cable and Terminal, RP2 High Performance, RS1, w/Ram Manifold, RC4, No. 3 Cable	8	1	---- --	2084 456	2084 456	2084 456	
	PACKAGE, Resistor Ignition Cable and Terminal, RP2 High Performance, RS1, w/Ram Manifold, RC4, except No. 3 Cable	8	7	---- --	2084 458	2084 458	2084 458	
	SET, Mopar Ignition Cable, Resistor Type, RP2 High Performance, RS1, w/o Ram Manifold, RC1, RC2, RC3	8	1	---- --	2084 217	2084 217	2084 217	2084 217
	SET, Mopar Ignition Cable, Resistor Type, RP2, RS1, High Performance, w/Ram Manifold, RC4	8	1	---- --	2084 368	2084 368	2084 368	
	PACKAGE, Resistor Ignition Cable and Terminal, RP2 High Performance, RS1, w/o Ram Manifold, No. 2 Cable	8	1	---- --	2084 065	2084 065	2084 065	2084 065
	PACKAGE, Resistor Ignition Cable and Terminal, RP2 High Performance, RS1, w/o Ram Manifold, except No. 2 Cable	8	7	---- --	2084 064	2084 064	2084 064	2084 064
8-36-4	BRACKET, Spark Plug Wire	8	2	---- --	1739 355			
8-36-14	SEPARATOR, Ignition Cables, w/High Performance		1	1841 499	1841 499	1841 499	1841 499	1841 499
8-36-49	PACKAGE, Coil Secondary Cable, w/15" Cable		1	2084 427	2084 427	2084 427	2084 427	2084 427
	Except 15" Cable		1	2084 428	2084 428	2084 428	2084 428	2084 428
8-36-83	CABLE, Spark Plug, No. 1	6	1	1889 917				
	No. 5, w/170 cu. in. Eng.	6	1	1889 916				
	No. 5, w/225 cu. in. Eng.	6	1	2095 823				
	No. 1, Taxi	6	1	---- --	1889 917			
	No. 5, Taxi	6	1	---- --	1889 916			
8-36-95	TERMINAL, Spark Plug Cable Distributor End	6	2	1717 314				
	Taxi.	6	2	---- --	1717 314			
8-36-96	NIPPLE, Coil Secondary Cable Terminal Distributor End		★	2095 766	2095 766	2095 766	2095 766	2095 766
	Spark Plug Cable Terminal Distributor End		★	2095 766	2095 766	2095 766	2095 766	2095 766
	Coil Secondary Coil End		1	2095 768	2095 768	2095 768	2095 768	2095 768
8-36-114	PLUG, Spark, Low Compression Eng., AG52	6	6	2095 289	2095 289			
	Taxi, AG82	6	6	2095 622	2095 622			

★ Indicates use as required.

☐ Indicates parts not listed in any previous parts book.

* Indicates change or addition.

Numerals in parentheses () refer to notes.

Printed in U.S.A.

Prices and specifications subject to change without notice.

CODE	PART NAME AND DESCRIPTION	C Y L.	PER CAR	VALIANT	PLYMOUTH	DESOTO	CHRYSLER	IMPERIAL
8-36-0 IGNITION - Cont'd								
8-36-114	PLUG - Cont'd							
	A42	8	8	----	1889 520	1889 520	----	1889 520
	A52, Low Compression Eng., Export	8	8	----	1889 522	1889 522	----	1889 522
	A32, w/High Performance, w/Ram Manifold	8	8	----	1889 521	1889 521		
	A42, RC1, RC2, RC3, RC4 Low Compression Eng., Export, w/Ram Manifold	8	8	----	----	----	1889 520	
	A52, Low Compression Eng., Export, RC1, RC2, RC3	8	8	----	----	----	1889 522	
	A32, w/Ram Manifold, RC4	8	8	----	----	----	1889 521	
8-36-117	COVER, Spark Plug	6	6	1889 921	1889 921			
		8	8	----	1889 517	1889 517	----	1889 517
	RC1, RC2, RC3	8	8	----	----	----	1889 517	
8-36-124	SHIELD, Spark Plug Heat	8	2	----	1821 394	1821 394	1821 394	1821 394
8-36-136	TUBE, Spark Plug	6	6	2121 245	2121 245			
8-36-137	SEAL, Spark Plug Tube	6	6	1947 708	1947 708			
8-37-0 INSTRUMENT PANEL INSTRUMENTS								
8-37-1	AMMETER		1	2209 205	----	2257 652	2256 203	2197 223
	w/Turn Signal INDICATOR		1	----	2257 659			
	60A		1	----	2257 785			
8-37-2	LIMITER, Fuel and Tempera- ture Gauge Voltage		1	----	2256 280			
8-37-3	INSULATOR, Fuel and Temper- ature Gauge Mounting to B/Plate	6	1	2076 448				
8-37-15	LAMP, Headlamp and Instrument Lamp Switch	8	1	----	----	----	----	2198 639
	Power Antenna Switch, w/o Auto Pilot	8	1	----	----	----	----	2198 640
	Auto Pilot Control	8	1	----	----	----	----	2257 272
	Ignition Switch	8	1	----	----	----	----	2198 641
	W/S Wiper Switch	8	1	----	----	----	----	2198 638
8-37-16	LENS and OVERLAY, Auto.							
	Pilot Title Lamp	8	1	----	----	----	----	2257 273
	LENS, Switch Title Lamp	8	1	----	----	----	----	2198 652
	LENS, Power Antenna Switch Title Lamp	8	1	----	----	----	----	2198 652
	LENS, Auto Pilot Control Title Lamp	8	1	----	----	----	----	2198 652
8-37-17	POWER SUPPLY, Electro Luminescent	8	1	----	----	----	2196 314	2240 544
8-37-20	BEZEL, Dummy Title Power Antenna Switch Title Lamp Lens	8	1	----	----	----	----	2197 599
	Ignition Switch Title Lamp Lens Headlamp and Instrument Lamp Switch Title Lamp	8	1	----	----	----	----	2197 600
	Windshield Wiper Switch Title Lamp Retaining	8	1	----	----	----	----	2197 599
	Windshield Wiper Switch Title Lamp Lens	8	1	----	----	----	----	1887 784
	Auto Pilot Control Title Lamp Lens	8	1	----	----	----	----	2197 599
	Auto Pilot Control Title Lamp Lens	8	1	----	----	----	----	2197 600
8-37-21	RETAINER, Switch Title Lamp	8	4	----	----	----	----	2197 449
8-37-26	SOCKET, Switch Title Lamp	8	1	----	----	2097 003		
8-37-85	LENS, Low Oil Pressure End Lamp		1	----	1971 587			
8-37-88	SOCKET, Low Oil Pressure Indicator Lamp		1	1753 632	1753 632	1753 632		
8-37-90	BEZEL and LENS, Speedometer and Instrument Cluster	6	1	2209 309				

★ Indicates use as required.

Numerals in parentheses () refer to notes.

Printed in U.S.A.

⊠ Indicates items not listed in any previous parts book.

Prices and specifications subject to change without notice.

March 1, 1962 Supersedes May 31, 1961.

Page 8-30

* Indicates change or addition.

CODE	PART NAME AND DESCRIPTION	CYL.	PER CAR	VALIANT	PLYMOUTH	DESOTO	CHRYSLER	IMPERIAL
8-52-O STARTING MOTOR - Cont'd								
8-52-4	STARTER MOTOR - Cont'd. Chrysler Built, except w/318 cu. in. Eng.	8	1	----	1889 200	1889 200	1889 200	1889 200
8-52-39	SEAL, Cylinder Block to Starter	6	1	2128 412	2128 412			
		8	1	----	2128 285	2128 285	2128 285	2128 285
8-52-328	RELAY, Starter, w/Std. Trans. w/Auto. Trans.		1	----	*2095 609	*2095 609		
	w/Std. Trans., RC1	8	1	----	2095 608	2095 608	2095 608	2095 608
8-52-330	SWITCH, Starter Solenoid, w/Std. Trans.	6	1	2095 624	2095 607			
	w/Auto. Trans.	6	1	2095 625	2095 606			
8-52-345	SOLENOID, Starter	8	1	----	1889 146	1889 146	1889 146	1889 146
8-52-357	CABLE, Starter Solenoid to Starter, 29" long.	6	1	----	1879 938			
8-52-368	CLIP, Starter Solenoid to Neutral Starter Switch Cable .	6	1	684 158				

FOR MODEL APPLICATION SEE CODE 8-52-4

CODE	REMARKS	STARTER ASSEMBLIES		
		1889 100	1889 200	2095 393
				MDT-7009S

STARTING MOTOR COMPONENT PARTS								
8-52-2	COIL PACKAGE, Field							2084 660
8-52-5	STUD, Starter Mounting							2121 163
8-52-11	BEARING, Intermediate							1138 526
8-52-13	BENDIX DRIVE							1889 938
8-52-23	PIN, Bendix Drive Spring							2095 627
8-52-41	CLUTCH							
8-52-49	FORK and PIN PACKAGE, Shifting				1889 129	1889 129		
8-52-50	PIN, Shifting Fork Roll				2084 093	2084 093		
8-52-76	HOUSING, Pinion				* 456 098	* 456 098		
8-52-80	BEARING, Pinion Housing				1889 066	1889 154		2196 324
8-52-82	BEARING, Pinion Housing				*2095 410	*2095 410		2196 325
8-52-82	STOP, SNAP RING and STOP WASHER PACKAGE, Pinion				1881 727	1881 727		
8-52-88	BOOT, Shifting Fork				1889 147	1889 147		
8-52-120	ARMATURE				1889 079	1889 079		2196 323
8-52-135	BRUSH PACKAGE				2240 749	2240 749		
	BRUSH SET							2084 661
8-52-137	PLATE, Brush							2084 665
8-52-140	SPRING PACKAGE, Brush				2084 666	2084 666		2084 666
8-52-150	HOLDER, Brush				1889 044	1889 044		
8-52-176	HEAD, Commutator End				1889 363	1889 363		2084 662
8-52-180	THRUST WASHER PACKAGE, Commutator End				*2240 529	2240 529		1879 613
8-52-214	FIELD SERIES and SHUNT COIL PACKAGE				2084 088	2084 088		
8-52-241	BOLT, Thru				1889 080	1889 080		2084 659
8-52-275	STUD PACKAGE, Terminal							2084 667
8-52-341	CONTACT and COVER GASKET PACKAGE, Solenoid				2084 091	2084 091		
8-52-344	COVER and GASKET PACKAGE, Solenoid				2084 090	2084 090		
8-52-354	STUD PACKAGE, Solenoid Terminal Relay				2084 094	2084 094		
8-52-375	CORE, Solenoid Moving				1889 151	1889 151		

CODE	PART NAME AND DESCRIPTION	CYL.	PER CAR	VALIANT	PLYMOUTH	DESOTO	CHRYSLER	IMPERIAL
8-53-O SWITCHES								
8-53-150	SWITCH, Foot Dimmer		1	1881 938	1881 938	1881 938	1881 938	1881 938

* Indicates use as required. Numerals in parentheses () refer to notes. Printed in U.S.A.
 □ Indicates parts not listed in any previous parts book. Prices and specifications subject to change without notice.
 * Indicates change or addition. March 1, 1962 Supersedes May 31, 1961.

CODE	PART NAME AND DESCRIPTION	CYL.	PER CAR	VALIANT	PLYMOUTH	DESOTO	CHRYSLER	IMPERIAL
8-53-0 SWITCHES - Cont'd								
8-53-234	SCREW, Instrument Housing to Switch Bezel Mounting	8	2	-----	-----	-----	2257 448	
8-53-265	RHEOSTAT REPLACEMENT PACKAGE, Headlamp Switch, Stamped RBM	1	2275 234	2275 234	2275 234	2275 231	2275 231	2275 231
8-53-266	CIRCUIT BREAKER, Rear Compartment Cigar Lighter, w/o Window Lifts and Electric Seat, 8 amp.	8	1	-----	-----	-----	-----	1642 386
	w/Electric Window Lift and 6 Way Seat	8	1	-----	-----	-----	-----	1642 477
8-53-267	BRACKET, Circuit Breaker Mounting	8	1	-----	-----	-----	-----	1479 060
8-53-270	SWITCH, Headlamp and Instrument Lamp, RC1, RC2, RC3	1	2209 329	*2209 329	*2209 329	2240 534	2240 534	2240 534
8-53-294	BEZEL, Headlamp and Instrument Lamp Switch	1	-----	2097 391	-----	-----	-----	-----
8-53-296	KNOB, w/STEM, Headlamp and Instrument Lamp Switch	6	1	2209 143	1887 596	2257 477	1887 987	2198 877
		1	-----	-----	1887 984	-----	-----	1972 347
8-53-312	RETAINER, Headlamp and Instrument Lamp Switch	1	-----	-----	-----	-----	-----	-----
8-53-317	BEZEL and SPRING, Headlamp and Instrument Lamp Switch	1	-----	-----	-----	2097 503	1887 963	-----
8-53-327	SWITCH, Low Oil Pressure	1	1818 830	1818 830	1818 830	-----	-----	-----
8-55-0 TAIL, STOP AND DIRECTIONAL SIGNAL LAMP								
8-55-1	LAMP PACKAGE, Tail, Stop and Turn Signal, Painted Black, Right	6	1	2240 261	-----	-----	-----	-----
	Left	6	1	2240 262	-----	-----	-----	-----
	Chrome, Right	6	1	2084 647	-----	-----	-----	-----
	Left	6	1	2084 648	-----	-----	-----	-----
	Right	8	1	-----	-----	2240 738	-----	-----
	Left	8	1	-----	-----	2240 739	-----	-----
8-55-7	LAMP, Tail, Stop and Turn Signal	2	-----	2094 356	-----	-----	-----	2094 287
	Right, except Sub.	8	1	-----	-----	2094 674	2094 642	-----
	Left	8	1	-----	-----	2094 675	2094 643	-----
	Right, Sub.	8	1	-----	-----	-----	1961 344	-----
	Left	8	1	-----	-----	-----	1961 345	-----
8-55-8	GASKET, Tail, Stop and Turn Signal Lamp, Housing to Quarter Panel	6	2	2093 330	-----	-----	-----	-----
	Housing to Quarter Panel, except Sub.	8	2	-----	-----	2094 840	2094 840	-----
	To Tail Lamp Opening	8	2	-----	-----	2188 590	-----	-----
	Housing	8	2	-----	-----	-----	-----	2094 286
8-55-9	NUT and WASHER, Tail, Stop and Turn Signal Lamp	4	6022 194	-----	-----	-----	-----	6022 056
8-55-10	SCREW, Tail, Stop and Turn Signal Lamp Attaching, Rear	8	6	-----	-----	-----	-----	6022 587
8-55-23	REINFORCEMENT, Tail Lamp Opening, Sub.	2	-----	2188 315	-----	-----	-----	-----
	w/C/NUT, Sub.	2	-----	2094 585	-----	-----	-----	-----
	Right	8	1	-----	-----	2094 178	-----	-----
	Left	8	1	-----	-----	2094 179	-----	-----
	Right, Sub.	8	1	-----	-----	-----	1878 260	-----
	Left, Sub.	8	1	-----	-----	-----	1878 261	-----
	Right, except Sub.	8	1	-----	-----	-----	2094 770	-----
	Left, except Sub.	8	1	-----	-----	-----	2094 771	-----
8-55-32	SUPPORT and HARNESS, Tail, Stop and Turn Signal Lamp	8	2	-----	-----	-----	-----	2093 990

★ Indicates use as required. Numerals in parentheses () refer to notes. Printed in U.S.A.
 □ Indicates parts not listed in any previous parts book. Prices and specifications subject to change without notice.
 March 1, 1962 Supersedes May 31, 1961. Page 8-36 * Indicates change or addition.

CODE	PART NAME AND DESCRIPTION	CYL.	PER CAR	VALIANT	PLYMOUTH	DESOTO	CHRYSLER	IMPERIAL
8-55-0 TAIL, STOP AND DIRECTIONAL SIGNAL LAMP - Cont'd								
8-55-57	SOCKET, Tail, Stop and Turn Signal Lamp	6	2	1832 014				
	w/BOOT, Left		1	----	2096 410			
	Right		1	----	2257 834			
	SOCKET, except Sub.	8	2	----		1641 742	1841 893	
	SOCKET, w/BOOT, Sub.	8	2	----	----	----	2096 410	
	Tail Lamp, except Sub.	8	2	----	----	----	2096 141	
	SOCKET and INSERT	8	2	----	----	----	----	2094 646
8-55-63	SPRING, INSULATOR and CONTACT PACKAGE, Tail, Stop and Turn Signal Lamp Socket		2	----	----	2198 860		
	Except Sub.	8	2	----	----	----	2198 860	
	Tail Lamp Socket, except Sub.	8	2	----	----	----	2257 100	
8-55-136	HOUSING, Tail, Stop and Turn Signal Lamp, Right, Upper, Chrome	8	1	----	----	2189 676		
	Left, Upper, Chrome	8	1	----	----	2189 677		
8-55-158	BEZEL, Tail, Stop and Turn Signal Lamp, except Sub., Right	8	1	----	----	----	2094 252	
	Left	8	1	----	----	----	2094 253	
	Tail, Stop and Turn Signal Lamp Housing	8	2	----	----	----	----	2094 447
8-55-194	LENS and GASKET PACKAGE, Tail, Stop and Turn Signal Lamp		1	----	2240 740			
8-55-195	LENS and WICK, Tail, Stop and Turn Signal Lamp, Right	6	1	2093 550				
	Left	6	1	2093 551				
	LENS, Right, except Sub.	8	1	----	----	2188 584	2094 256	
	Left, except Sub.	8	1	----	----	2188 585	2094 257	
	LENS and Reflector BUTTON, Right, Sub.	8	1	----	----	----	1961 326	
	Left, Sub.	8	1	----	----	----	1961 327	
	LENS and BEZEL, Rear	8	2	----	----	----	----	2094 636
	LENS, Front	8	2	----	----	----	----	2093 987
8-55-208	NUT, Tail, Stop and Turn Signal Lamp Lens, Front	8	6	----	----	----	----	6006 425
8-55-209	SCREW, Tail, Stop and Turn Signal Lamp Housing, Sub.	8	2	----	----	----	6006 416	
	Lens Lower, Sub.	8	2	----	----	----	6006 041	
	Lens, Rear	8	8	----	----	----	----	6022 587
8-55-214	GASKET, Tail, Stop and Turn Signal Lamp Lens, to Housing.	6	2	2093 328				
	Except Sub.	8	2	----	2094 368	2094 260		
	Front	8	2	----	----	2094 684	2094 260	
	Rear	8	2	----	----	----	----	2093 989
		8	2	----	----	----	----	2093 988
8-55-220	BUTTON, Tail, Stop and Turn Signal Lamp Reflector	8	2	----	----	1770 936		
	REFLECTOR, Tail, Stop and Turn Signal Lamp Housing, Lower, Right	8	1	----	E2094 678			
	Left, Lower	8	1	----	E2094 679			
8-55-331	EXTENSION, Tail, Stop and Turn Signal Lamp Housing, except Sub., Chrome		2	----	*2094 706			
	Sub., Chrome		2	----	*2094 707			
	Except Sub., White		2	----	E2094 358			
	Sub., White		2	----	E2094 359			
8-55-332	SCREW, Tail, Stop and Turn Signal Lamp Housing Extension Front Attaching, Sub.		2	----	2094 369			
	SCREW and WASHER, Housing Extension, Sub.		4	----	6022 154			

★ Indicates use as required.

Numerals in parentheses () refer to notes.

Printed in U.S.A.

E Indicates parts not listed in any previous parts book.

Prices and specifications subject to change without notice.

* Indicates change or addition.

Page 8-37

March 1, 1962 Supersedes May 31, 1961.

1961 PASSENGER CAR PARTS CATALOG

ELECTRICAL

CODE	PART NAME AND DESCRIPTION	CYL.	PER CAR	VALIANT	PLYMOUTH	DESOTO	CHRYSLER	IMPERIAL
8-56-0 BACK-UP LAMP								
8-56-1	LAMP, Back-Up, Painted Black, Right	6	1	2188 664				
	Left	6	1	2188 665				
	Chrome, Right	6	1	2093 332				
	Left	6	1	2093 333				
	Right, except Sub.		1	----	2094 338	2094 664	2094 578	1961 450
	Left		1	----	2094 339	2094 665	2094 579	1961 451
	Back-Up and License, Sub., Right		1	----	2094 988			
	Left		1	----	2094 989			
8-56-2	SWITCH, Back-Up Lamp, w/Auto. Trans.		1	1971 833	1972 052	1972 052	1972 052	1972 052
	w/Std. Trans., RC1		1	1343 998	1343 998	1343 998	1343 998	
8-56-3	LAMP PACKAGE, Back-Up, Sub., Right	8	1	----	----	----	2084 052	
	Left	8	1	----	----	----	2084 053	
8-56-4	J/NUT, Back-UP Lamp to Bumper	8	4	----	----	----	----	6022 142
8-56-7	LENS, Back-Up Lamp, Right	6	1	2093 336				
	Left	6	1	2093 337				
	Back-Up and License Lamp, Sub., Right		1	----	2094 992			
	Left		1	----	2094 993			
	Back-Up Lamp, Right	8	1	----	----	2094 668	----	1961 434
	Left	8	1	----	----	2094 669	----	1961 435
	Right, except Sub.	8	1	----	----	----	2094 169	
	Left	8	1	----	----	----	2188 371	
	Sub.	8	2	----	----	----	1878 585	
8-56-8	LENS and GASKET PACKAGE, Back-Up Lamp, except Sub.		1	----	2240 741			
8-56-10	SCREW, Back-Up Lamp Lens, except Sub.		4	----	6006 036	----	6022 053	
8-56-13	NUT, Back-Up Lamp Lens Attaching, Sub.	8	6	----	----	----	6006 425	
8-56-17	SEAL, Back-Up Lamp, except Sub.		2	----	2004 345			
8-56-23	GASKET, Back-Up and License Lamp Lens, Sub.		2	----	2094 994			
	Back-Up Lamp Lens, except Sub.		2	----	2094 343	2094 260	2094 172	
	Sub.	8	2	----	----	----	1878 660	
	To Housing	8	2	----	----	----	----	1961 452
8-56-27	SPRING, INSULATOR and CONTACT PACKAGE, Back-Up Lamp		2	----	2257 100	2257 100	2257 100	2257 100
8-56-34	SOCKET, Back-Up Lamp	6	2	2198 388				
	Except Sub.		2	----	2096 648	1641 743	----	2096 648
	Sub.		2	----	----	----	2198 132	
	Sub.		2	----	----	----	2198 388	
8-56-36	BEZEL, Back-Up Lamp, Right		1	----	----	2094 666		
	Left		1	----	----	2094 667		
	BEZEL and GASKET PACKAGE, Back-Up Lamp, Right	8	1	----	----	----	----	2240 731
	Left	8	1	----	----	----	----	2240 732
8-56-38	GASKET, Back-Up Lamp Socket Retainer, except Sub.	8	2	----	----	----	2094 173	
	To Reinforcement, except Sub.	8	2	----	----	----	2094 898	
8-56-40	GASKET, Back-Up Lamp To Quarter Panel	6	4	2093 338				
	To Quarter Panel	8	2	----	----	2094 840		
8-56-41	SCREW, Back-Up Lamp Attaching, Sub.	8	4	----	----	----		1961 349
8-56-43	HOUSING, Back-Up Lamp, Right, except Sub.	8	1	----	----	----		2094 170
	Left	8	1	----	----	----		2094 171
8-56-44	GASKET, Back-Up Lamp Bezel, Sub.	8	2	----	----	----		1961 256
	Sub.	8	2	----	----	----	----	1961 448

★ Indicates use as required.
 □ Indicates parts not listed in any previous parts book.
 March 1, 1962 Supersedes May 31, 1961.

Numerals in parentheses () refer to notes.

Printed in U.S.A.

Prices and specifications subject to change without notice.
 * Indicates change or addition.

CODE	PART NAME AND DESCRIPTION	CYL	PER CAR	VALIANT	PLYMOUTH	DESOTO	CHRYSLER	IMPERIAL
8-56-O BACK-UP LAMP - Cont'd								
8-56-46	GASKET, Back-Up Lamp Switch Hole Plug, w/Std. Trans., RC1		1	1302 807	1302 807	1302 807	1302 807	
	Back-Up Lamp Switch, w/Std. Trans., RC1		1	1302 807	1302 807	1302 807	1302 807	
8-56-51	TERMINAL, Back-Up Speed Feed From W/S Wiper Circuit Breaker		1	----	1770 660	1770 660		
8-56-52	NUT, Back-Up Lamp Housing to Lens Bezel	8	8	----	----	----	----	E1961 505
8-56-53	SCREW, Back-Up Lamp Socket Retaining, except Sub.	8	4	----	----	----	6022 050	
8-56-54	REINFORCEMENT, Back-Up Lamp Opening, except Sub., Right	8	1	----	----	2094 770	2094 178	
	Left	8	1	----	----	2094 771	2094 179	
8-56-63	PLUG, Back-Up Lamp Housing Socket Hole, Sub.		2	----	E2094 697			
	Housing	8	2	----	----	*1751 763		
	Housing Button	8	2	----	----	E2094 697		
8-57-O LICENSE PLATE LAMP								
8-57-10	LAMP, License	6	1	2093 340				
	Except Sub.		1	----	1878 196	1878 196	1878 196	2188 824
	Sub.	8	2	----	----	----	1960 118	
8-57-11	SCREW, License Lamp Attaching, except Sub.		2	----	1878 893	1878 893	1878 893	
8-57-13	SPEED NUT, License Lamp	8	2	----	----	----	----	6006 297
8-57-54	LENS and GASKET PACKAGE, License Lamp		1	1879 566	----	----	----	1879 566
8-57-55	LENS, License Lamp, Sub.	8	2	----	----	----	1960 116	
8-57-56	GASKET, License Lamp Lens, to Bracket, Sub.	8	2	----	----	----	1960 117	
8-57-79	SOCKET and CABLE, License Lamp		1	2094 628	----	----	----	2094 628
	Except Sub.		1	----	2096 141	2096 141	2096 141	
	Sub.		2	----	2096 141	----	2096 141	
8-57-89	SPRING, INSULATOR and CONTACT PACKAGE, License Lamp Socket, except Sub.		1	----	2257 100	2257 100	2257 100	
8-58-O STOP LAMP								
8-58-60	SWITCH, Hydraulic Type		1	2084 284	2084 284	2084 284	2084 284	2084 284
	Mechanical Type	6	1	2257 768 2257 768	2257 768	2257 768	2257 768	
	Mechanical Type, w/o Power Brakes, RC1, RC2		1	----	2257 769	2257 769	2257 769	
	Mechanical Type, w/Power Brakes		1	----	2257 770	2257 770	2257 770	2257 770

NOTES

★ Indicates use as required.

Numerals in parentheses () refer to notes.

Printed in U.S.A.

☐ Indicates parts not listed in any previous parts book.

Prices and specifications subject to change without notice.

* Indicates change or addition.

Page 8-39

May 31, 1961.

