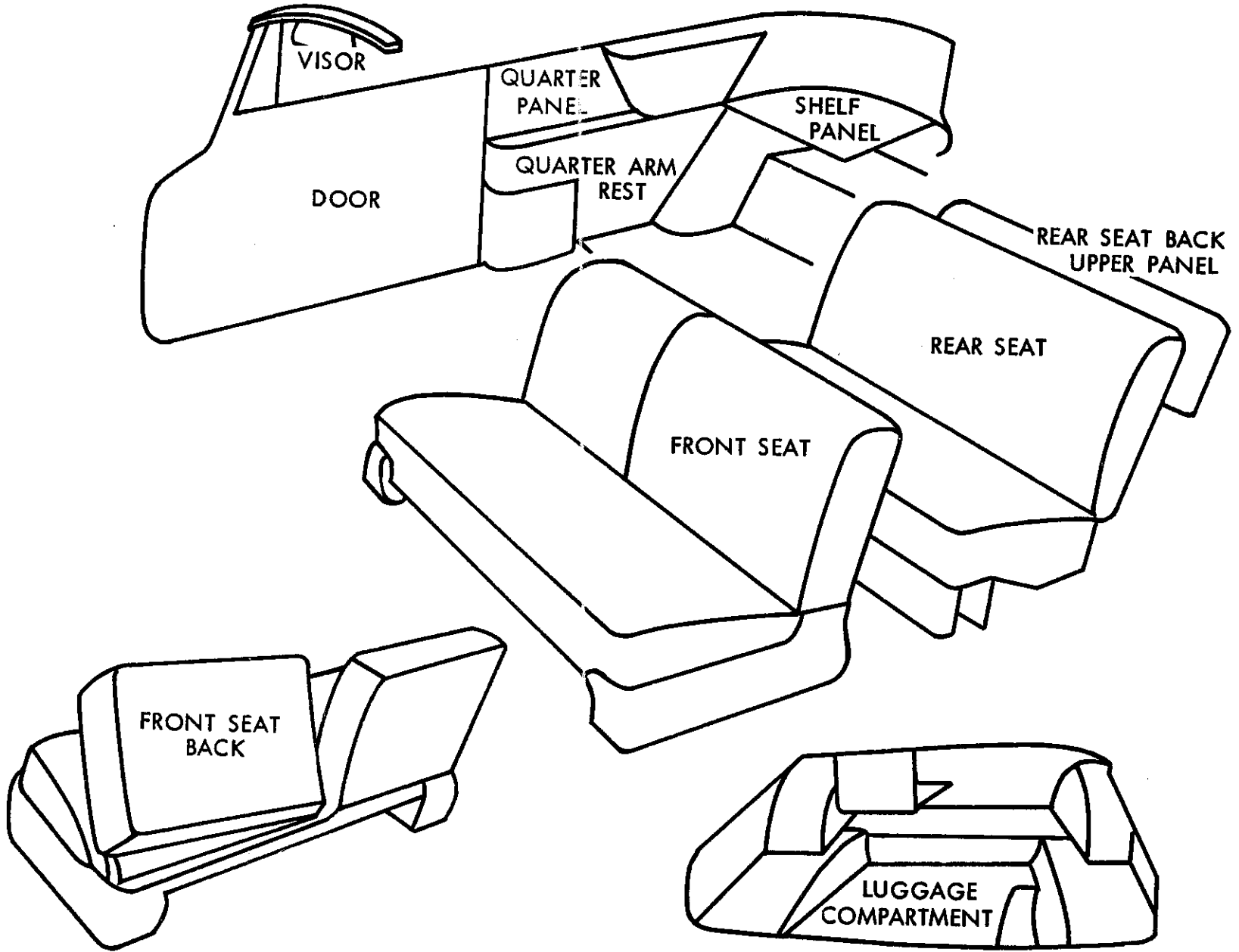


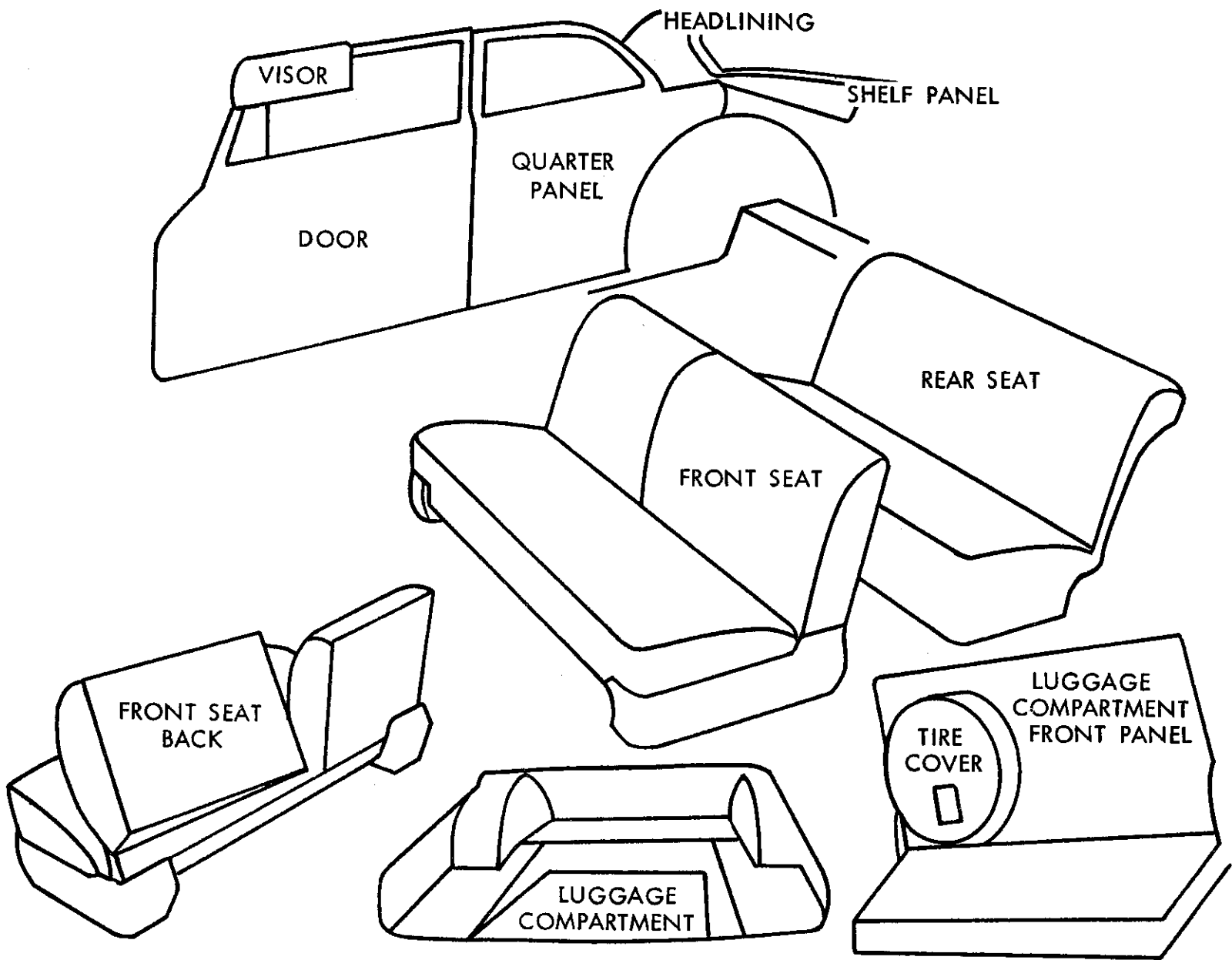
SPECIAL CLUB COUPE

19x6962



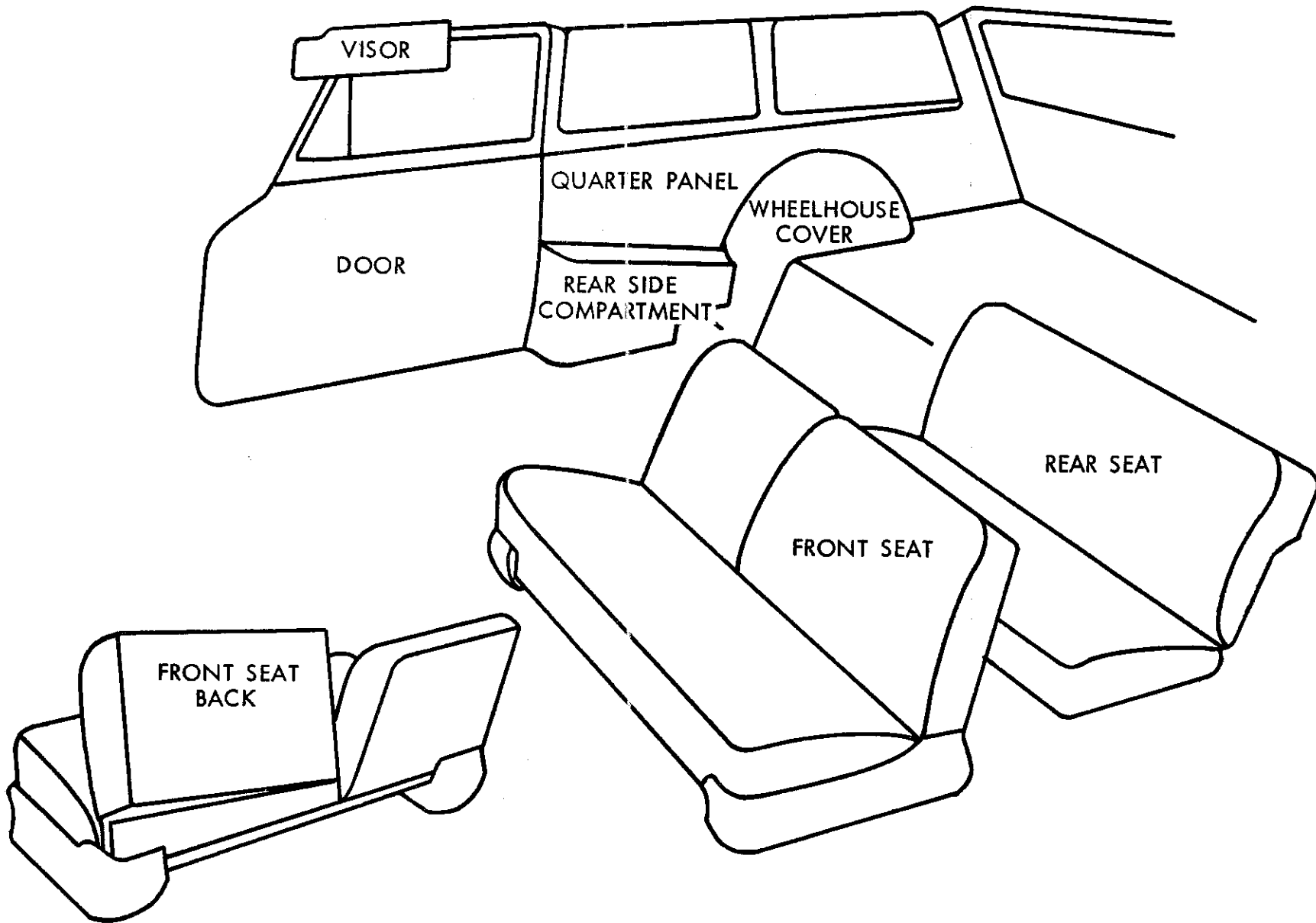
CONVERTIBLE COUPE

19x6963



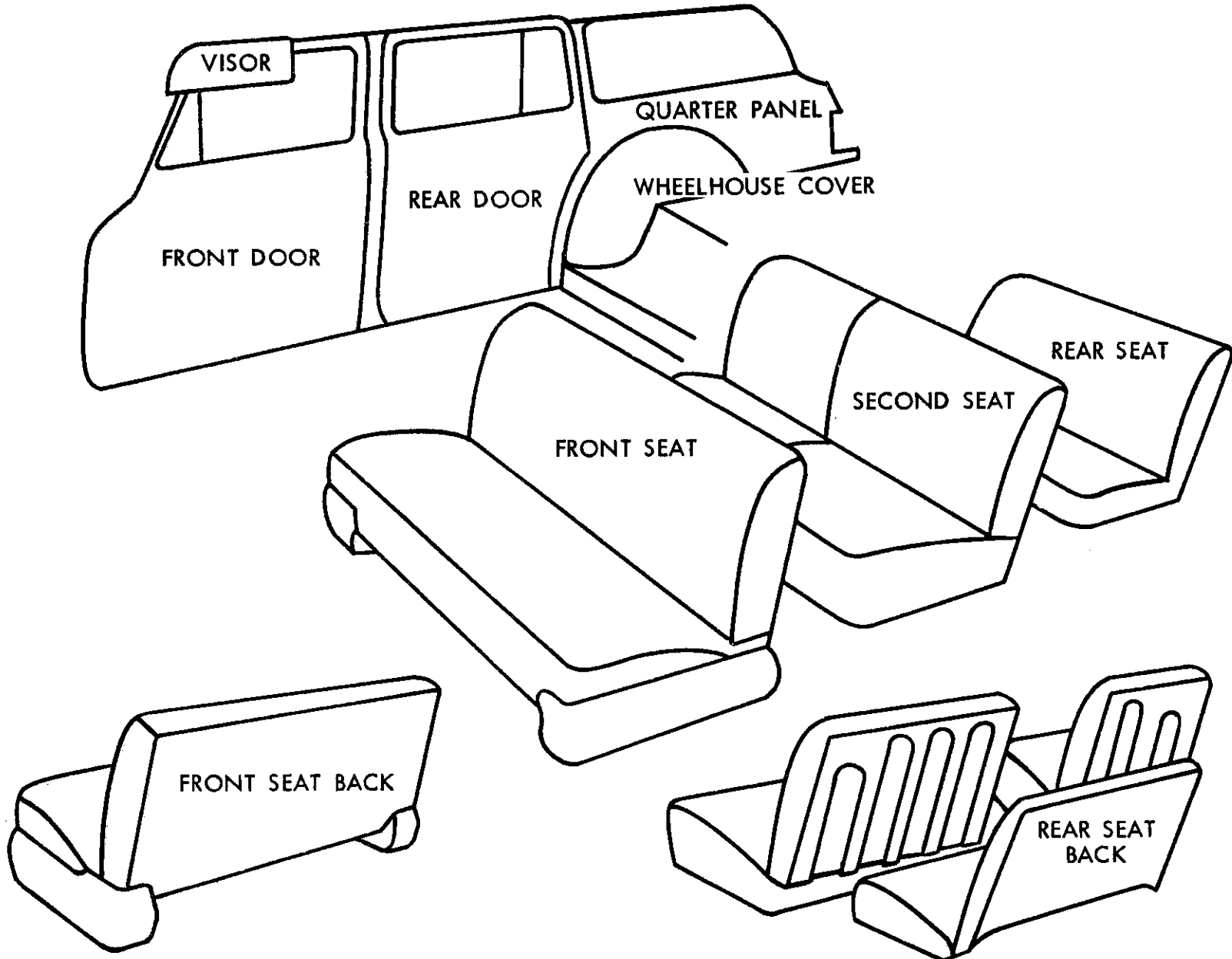
CLUB SEDAN AND 3 PASSENGER COUPE

19x6961A



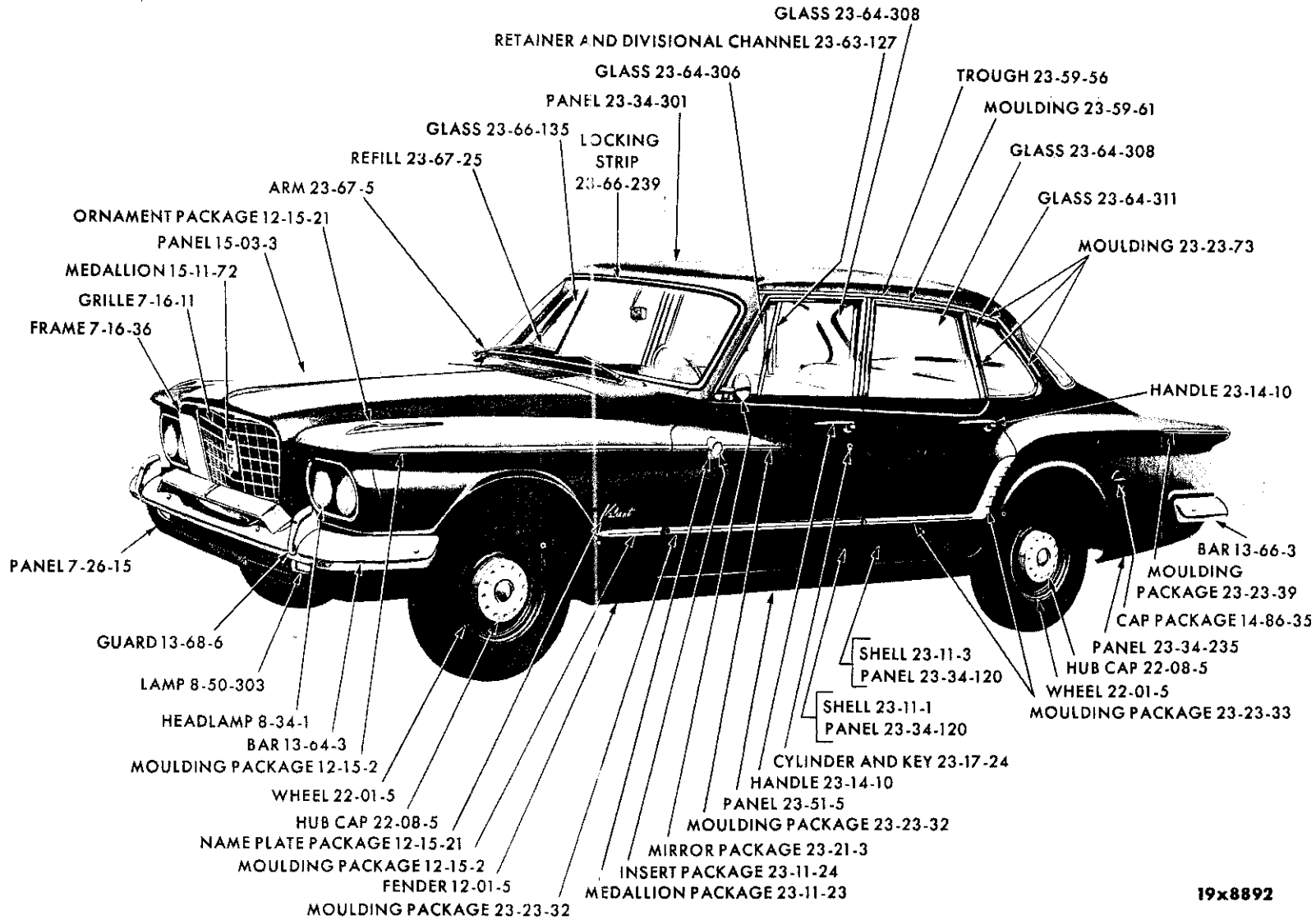
2 DOOR SUBURBAN

19x6964

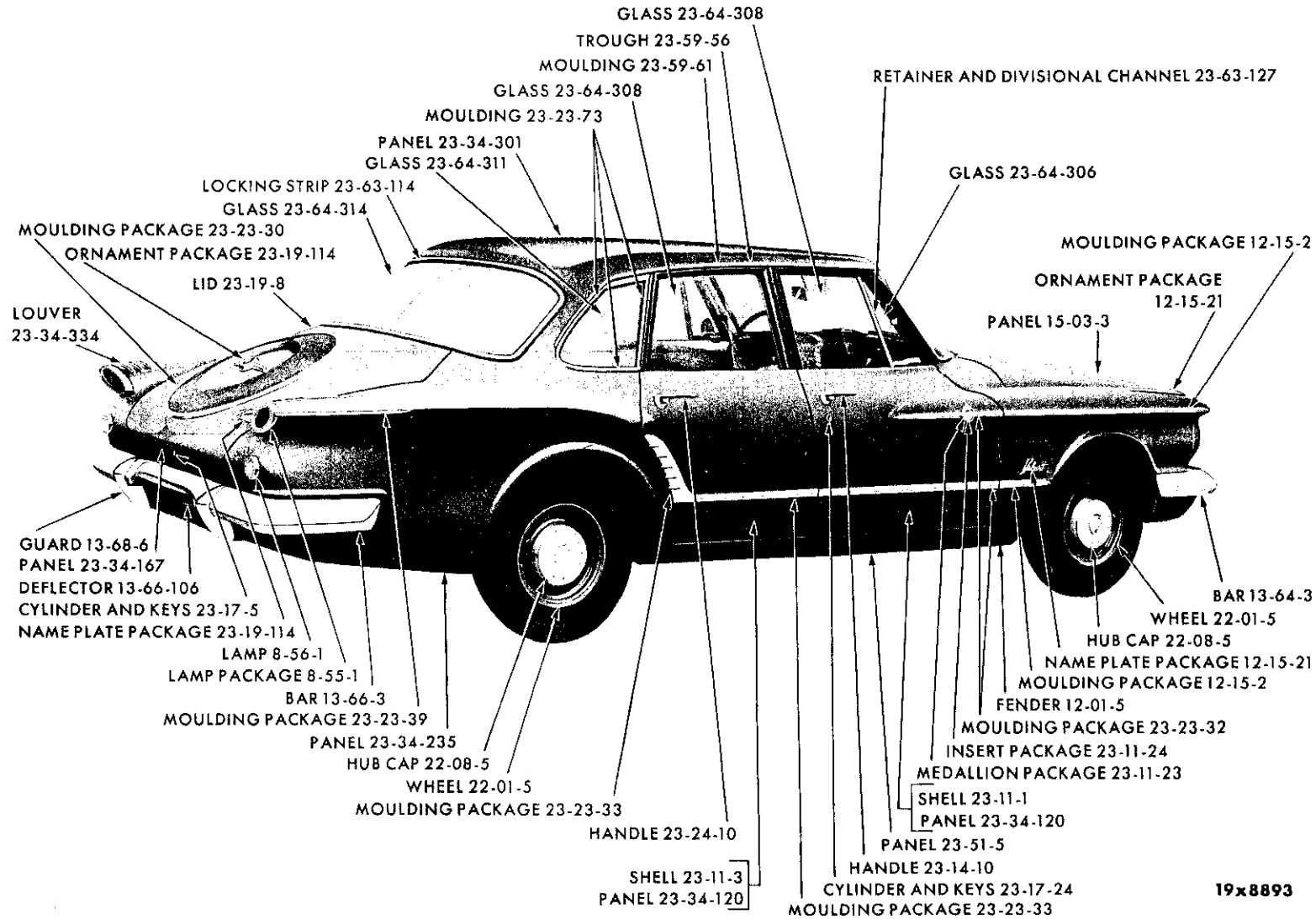


4 DOOR SUBURBAN

19x6965

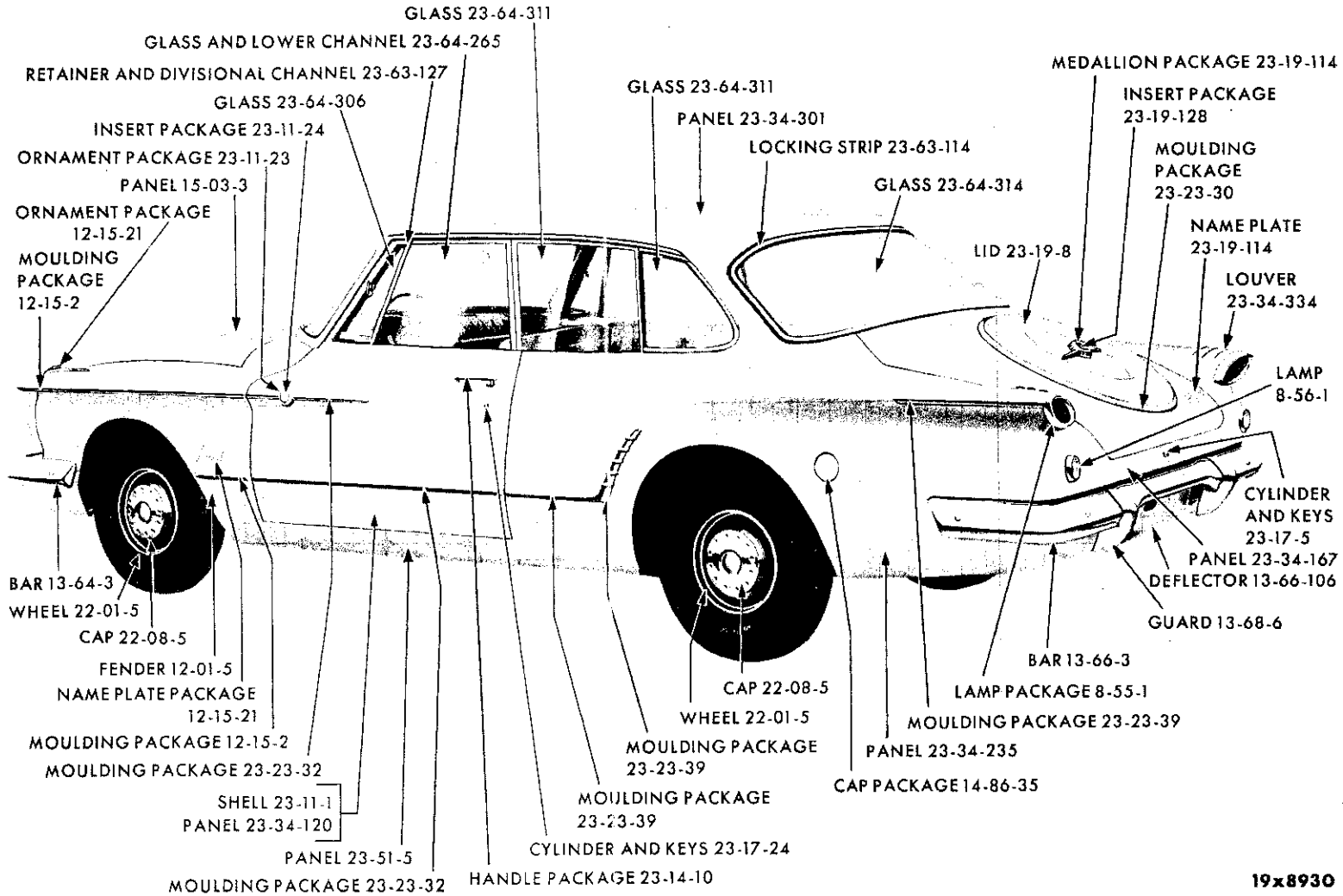


FRONT EXTERIOR - VALIANT RV1 4 DOOR SEDAN



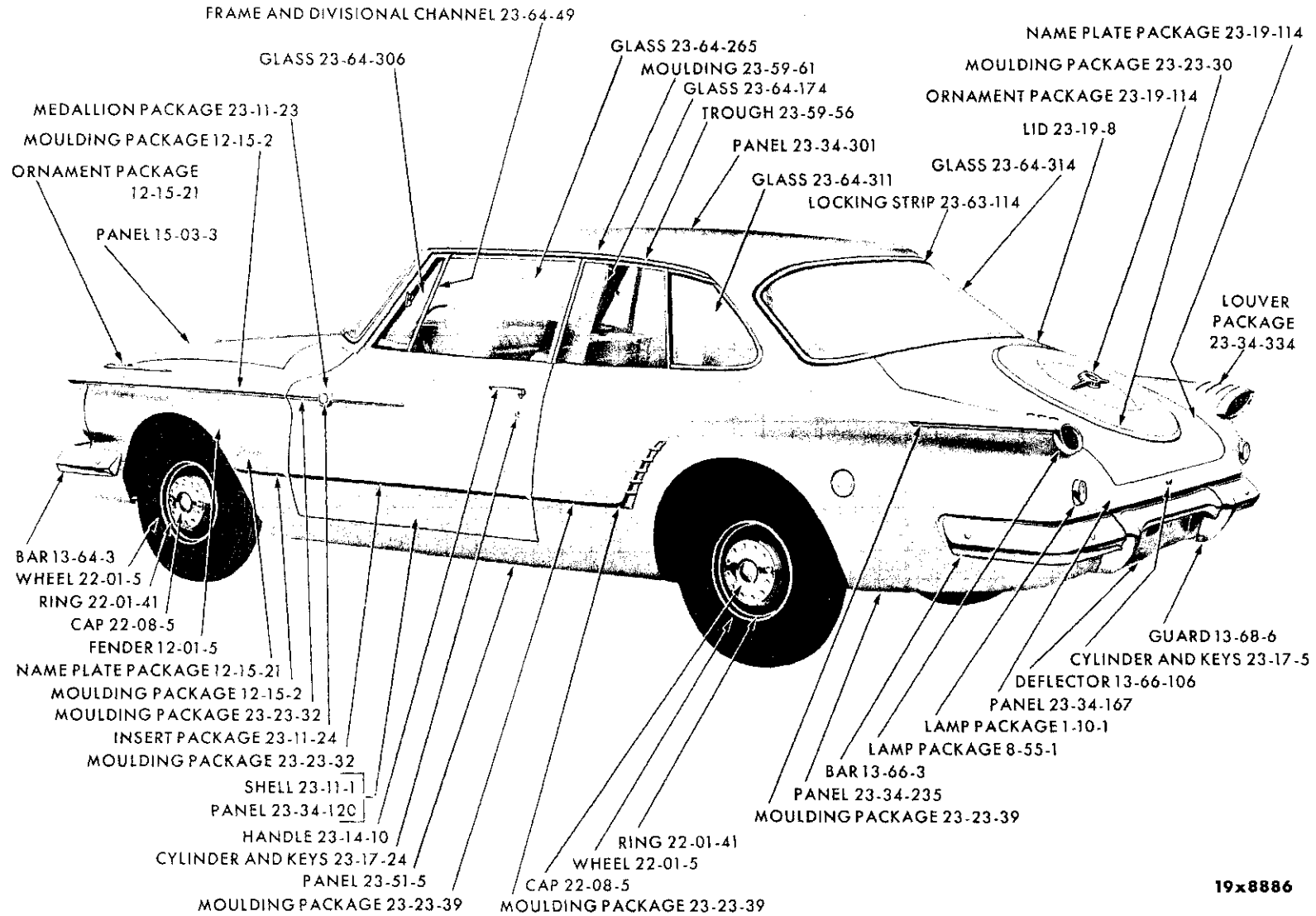
19x8893

REAR EXTERIOR - VALIANT RV1 4 DOOR SEDAN



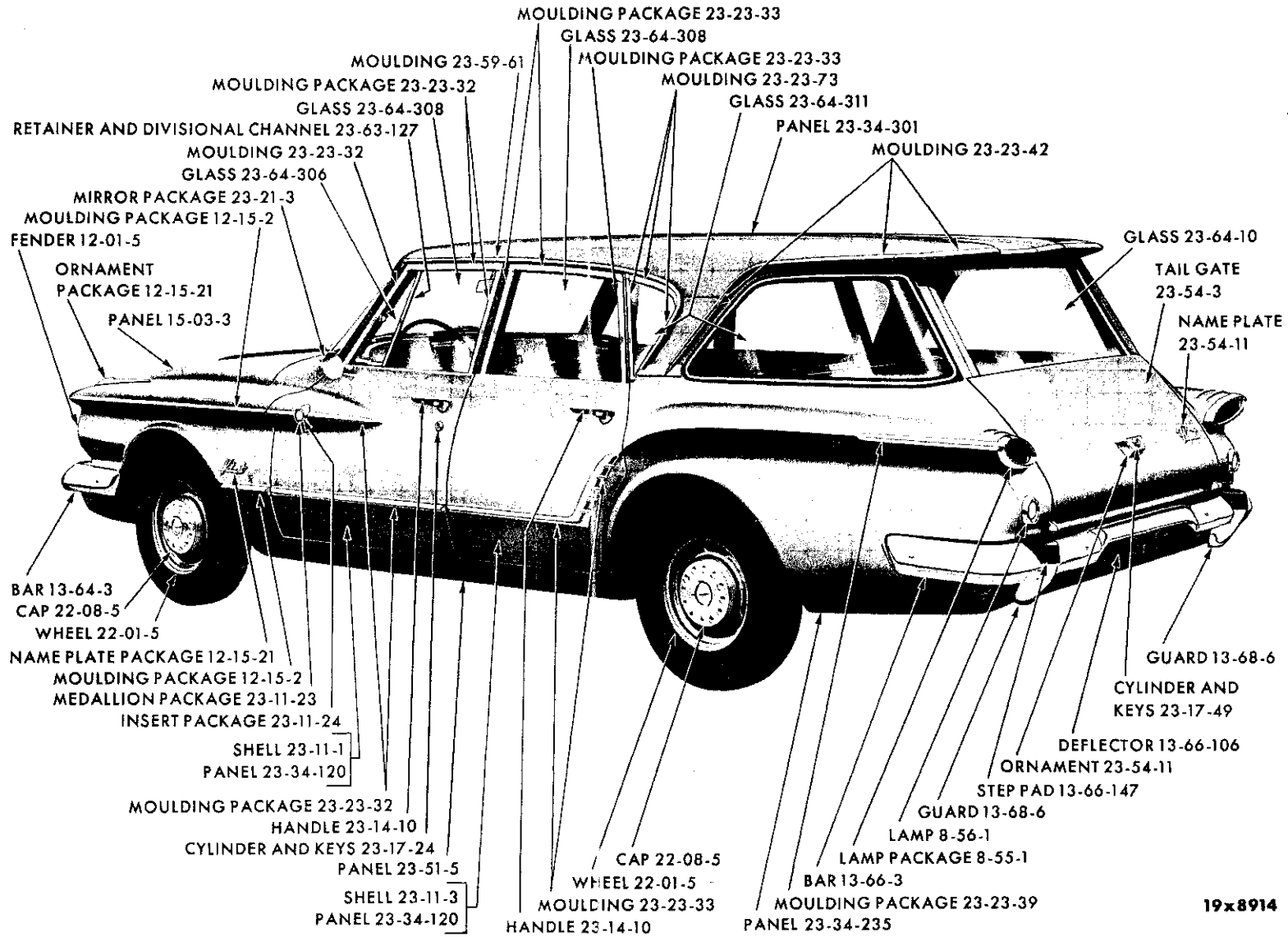
REAR EXTERIOR - VALIANT RV1 CLUB SEDAN

19x8930

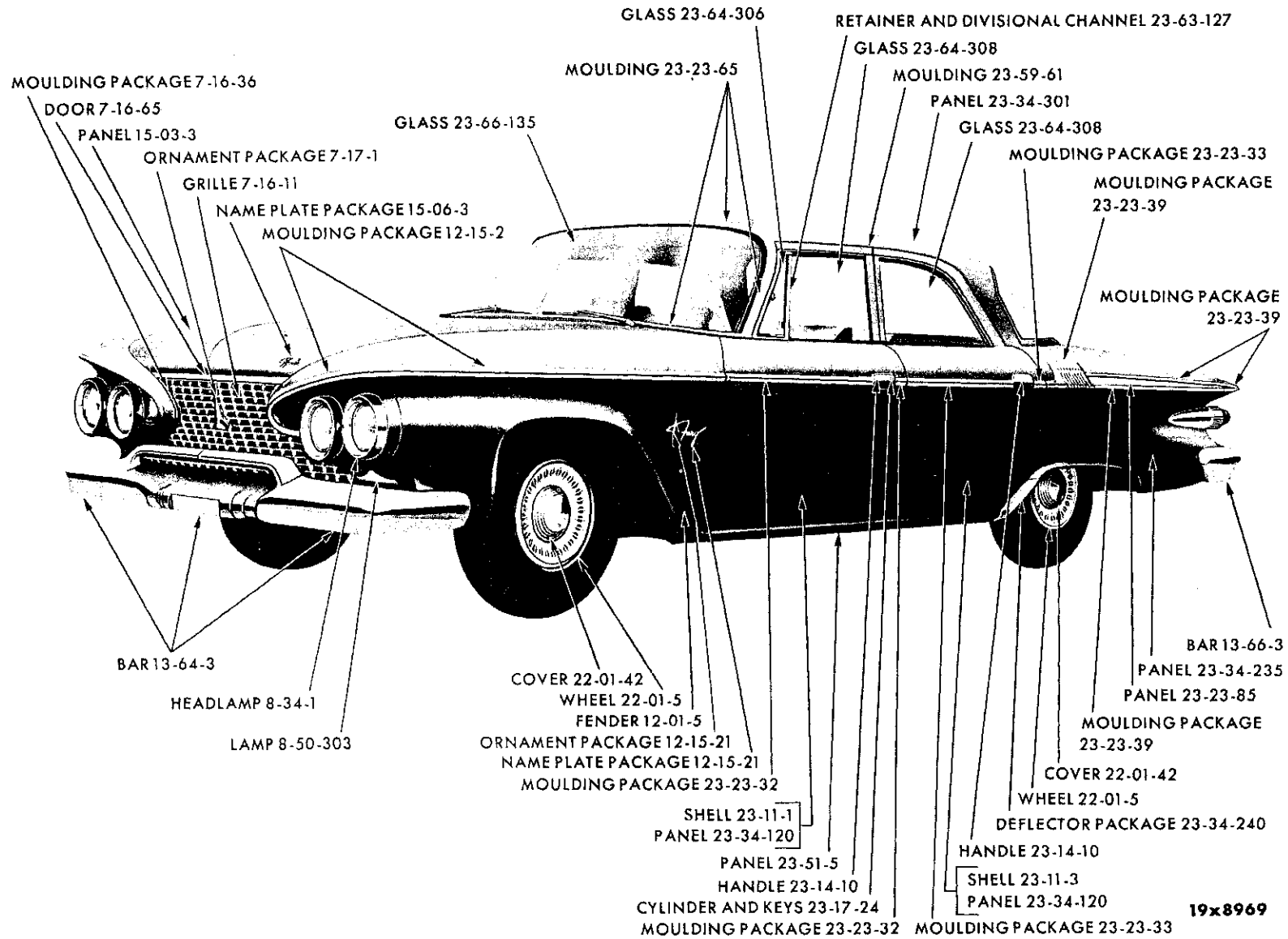


REAR EXTERIOR - VALIANT RV1 SPECIAL CLUB COUPE

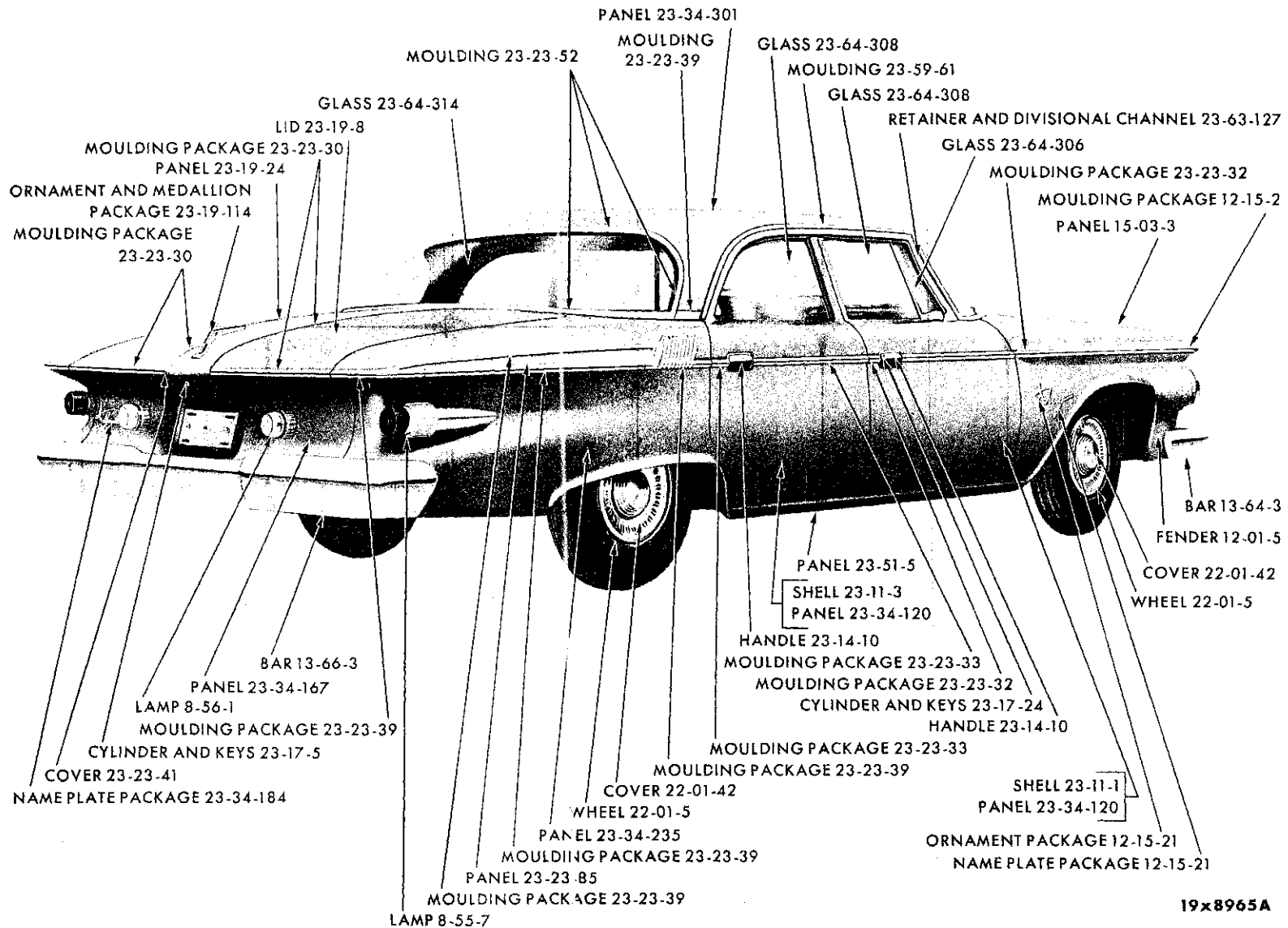
19x8886



REAR EXTERIOR - VALIANT RV1 4 DOOR SUBURBAN

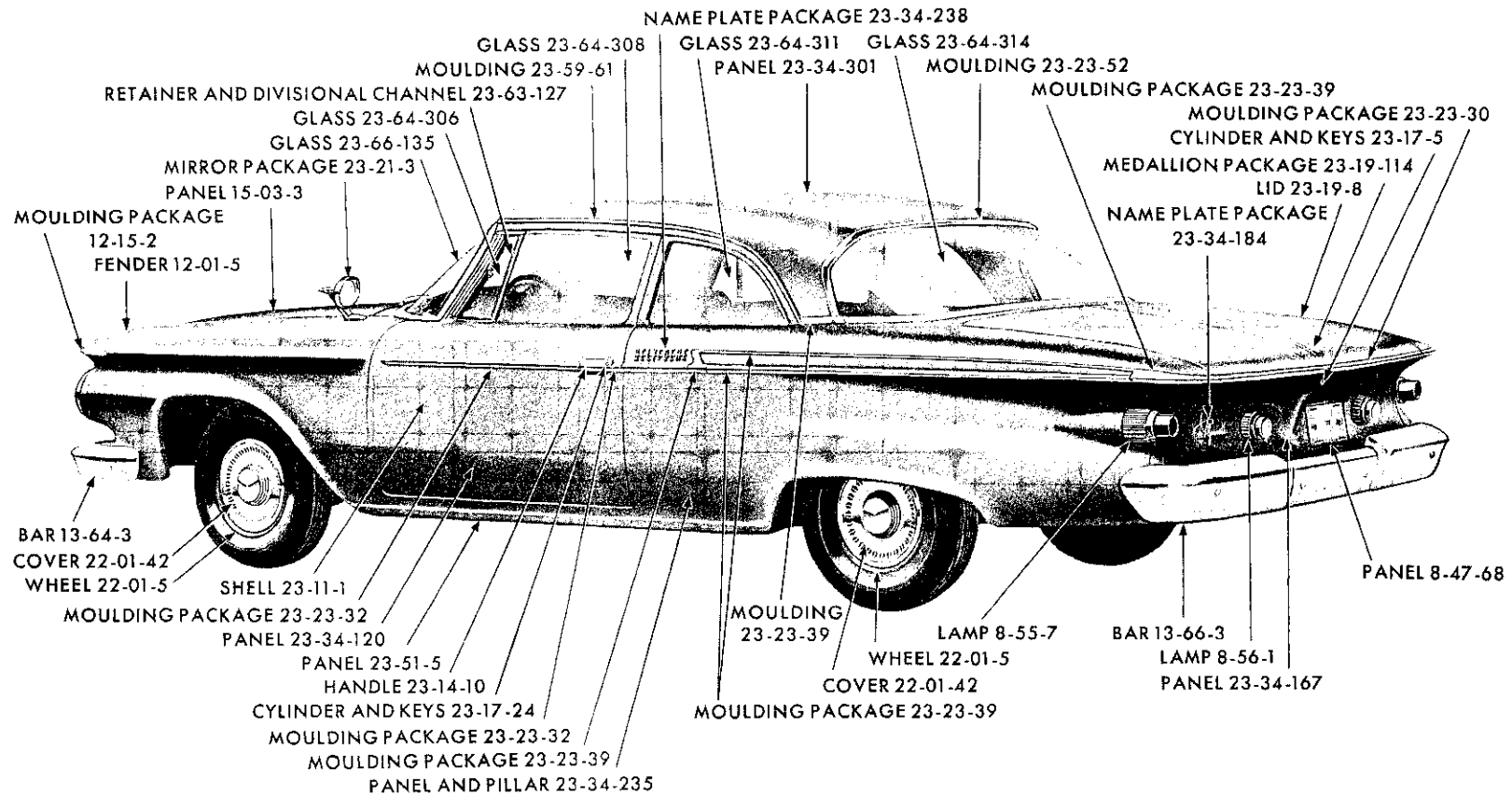


FRONT EXTERIOR - PLYMOUTH RP1-2 4 DOOR SEDAN



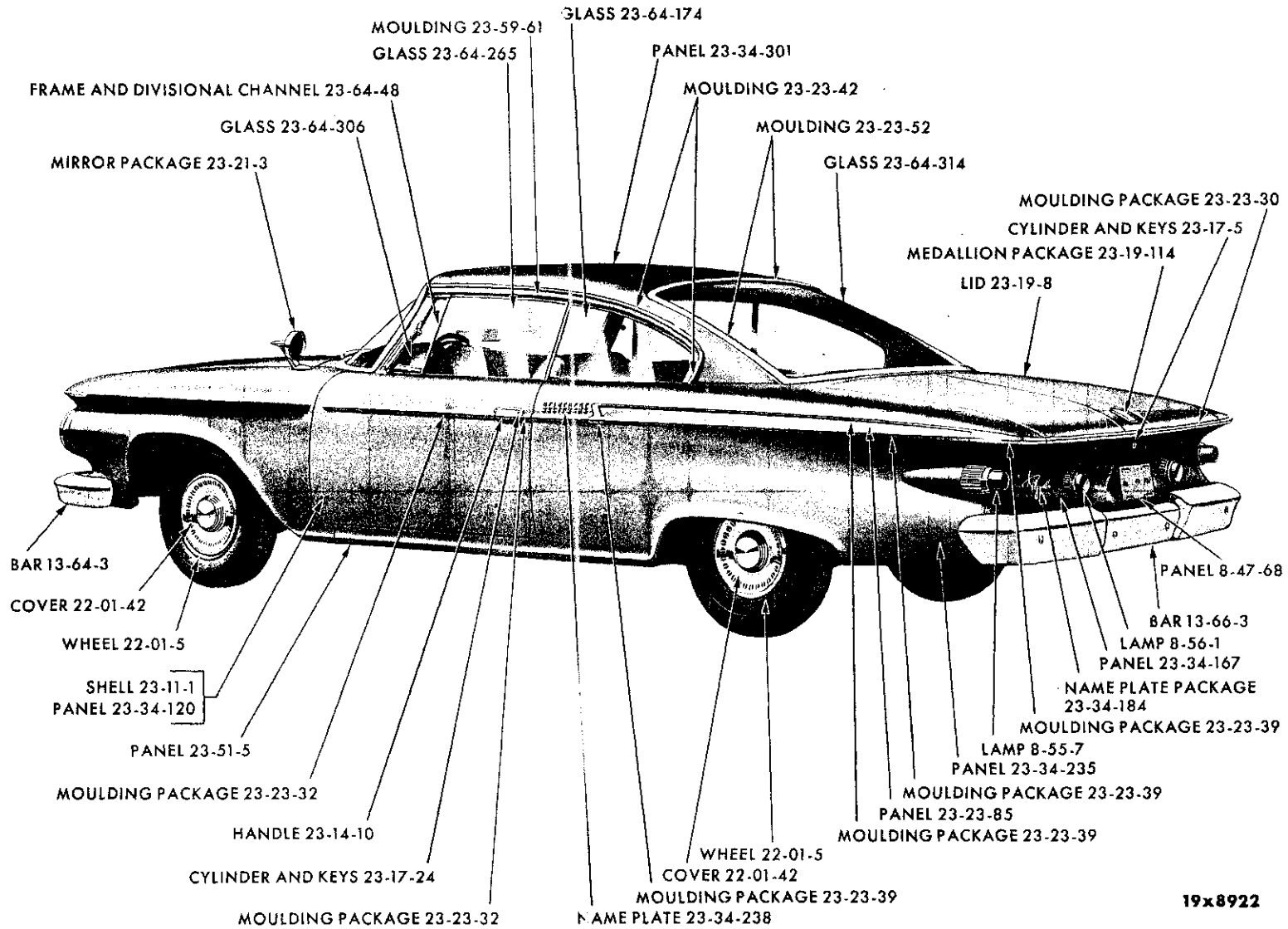
19x8965A

REAR EXTERIOR - PLYMOUTH RP1-2 4 DOOR SEDAN

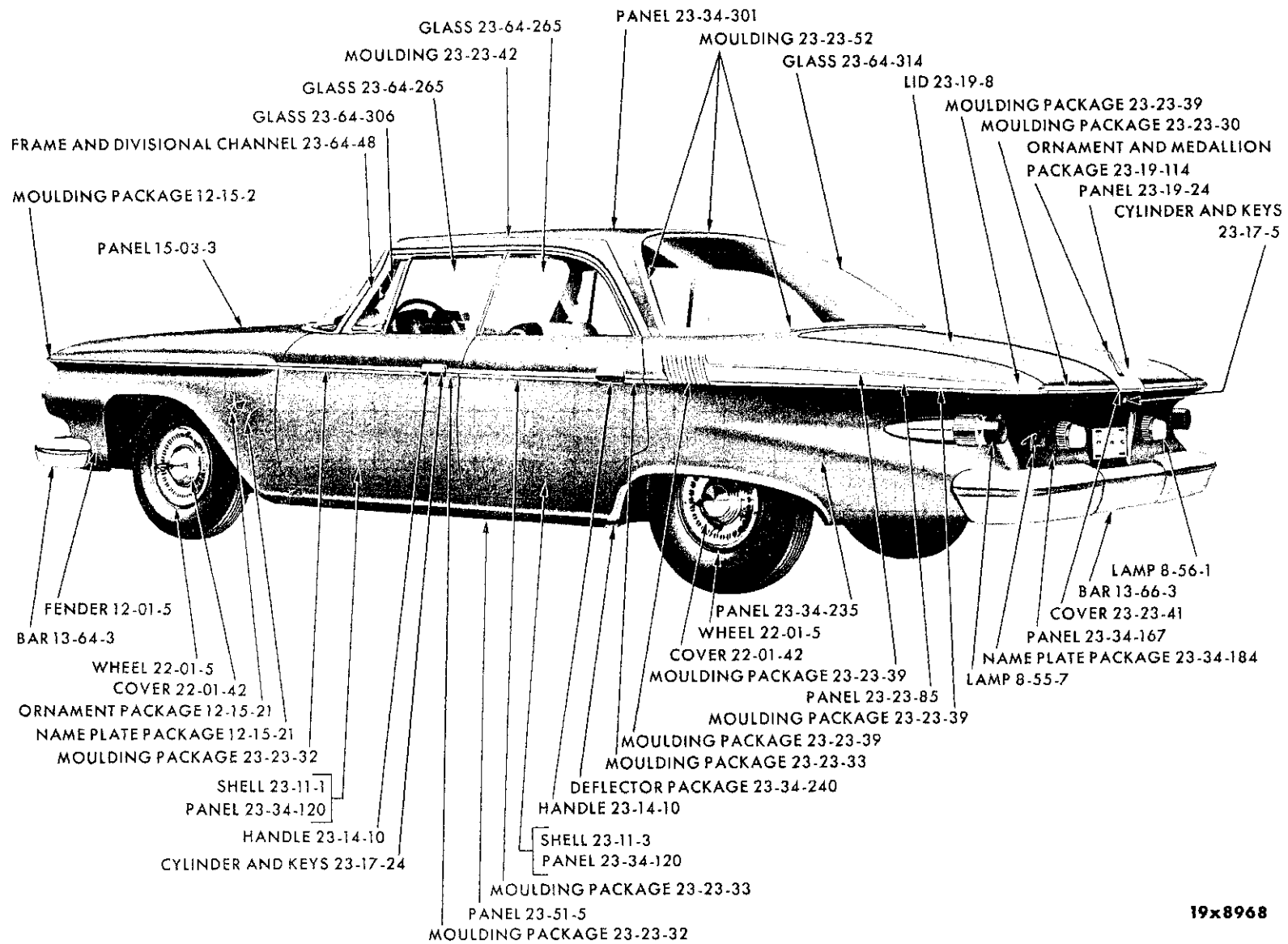


19x8967A

REAR EXTERIOR - PLYMOUTH RP1-2 CLUB SEDAN

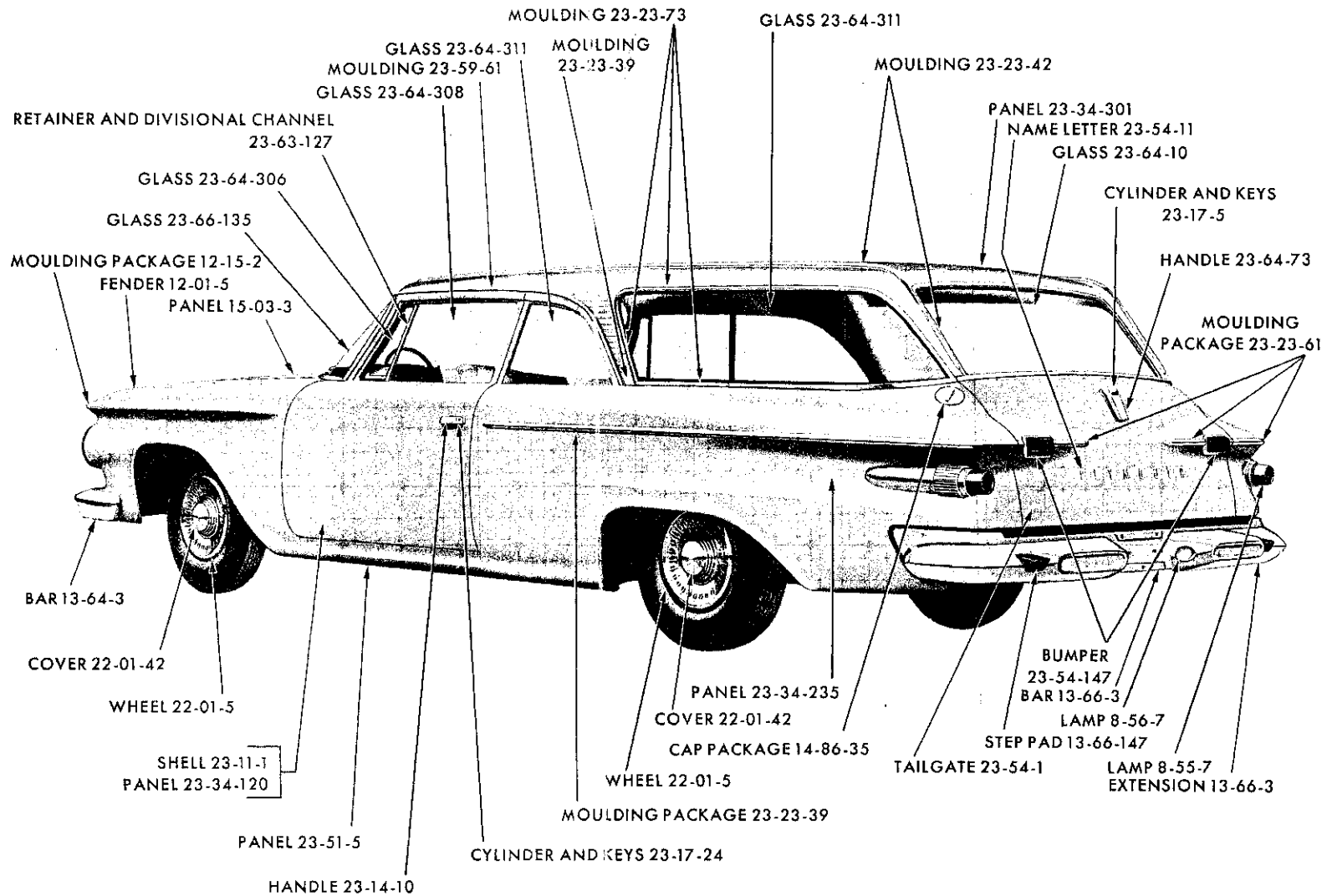


REAR EXTERIOR - PLYMOUTH RP1-2 SPECIAL CLUB COUPE



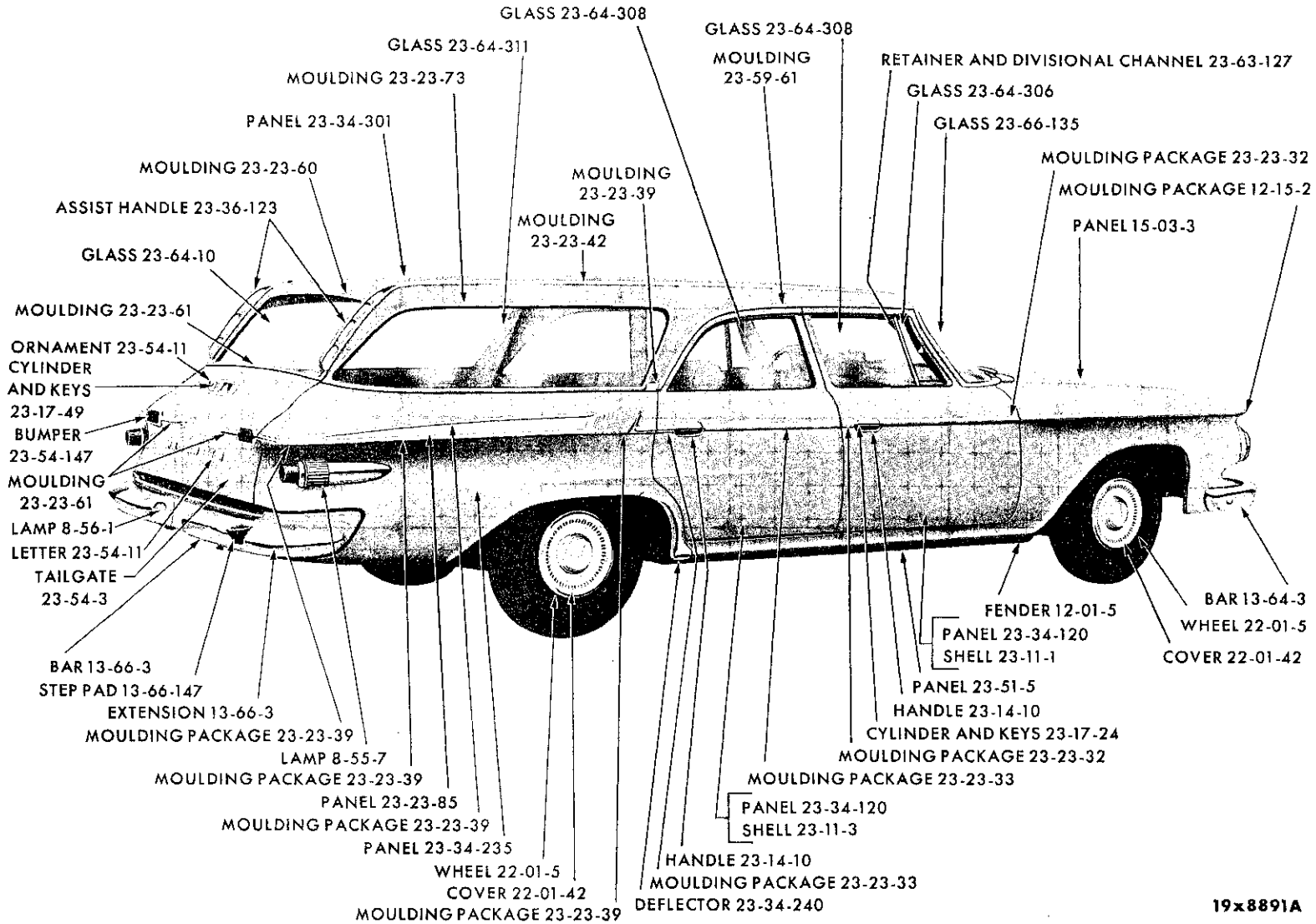
REAR EXTERIOR - PLYMOUTH RP1-2 SPECIAL 4 DOOR SEDAN

19x8968



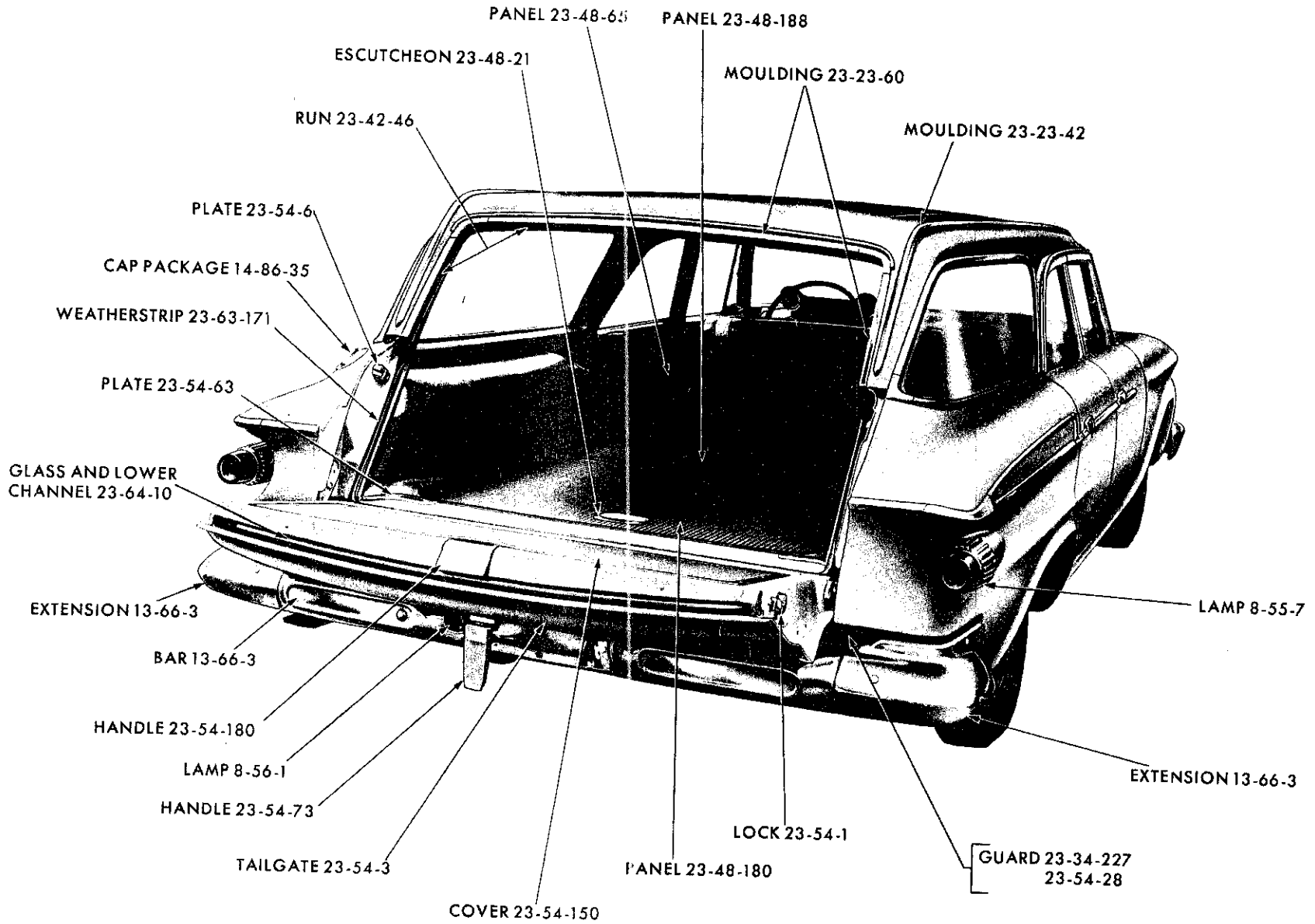
19x8953A

REAR EXTERIOR - PLYMOUTH RP1-2 2 DOOR SUBURBAN



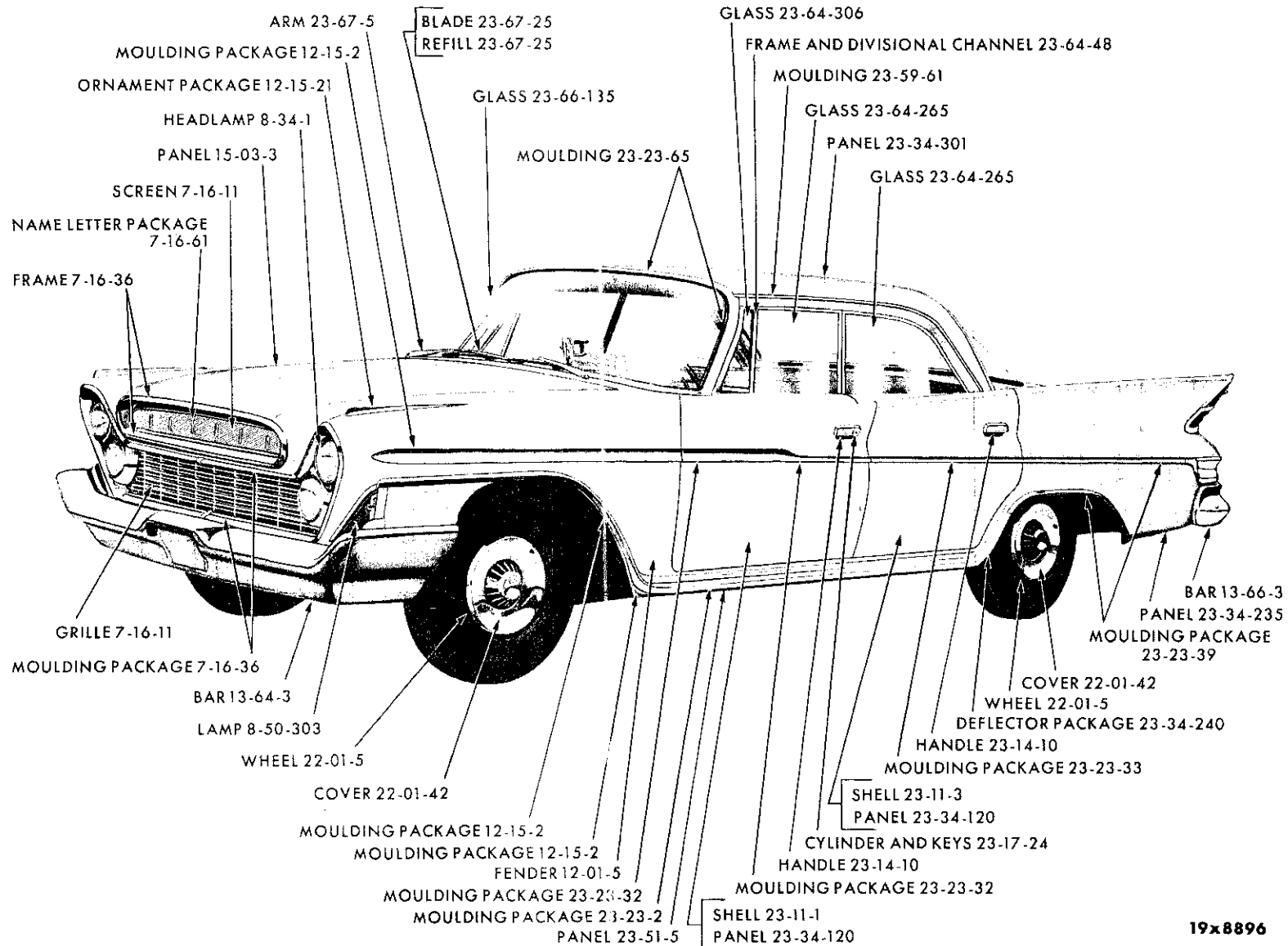
19x8891A

REAR EXTERIOR - PLYMOUTH RP1-2 4 DOOR SUBURBAN



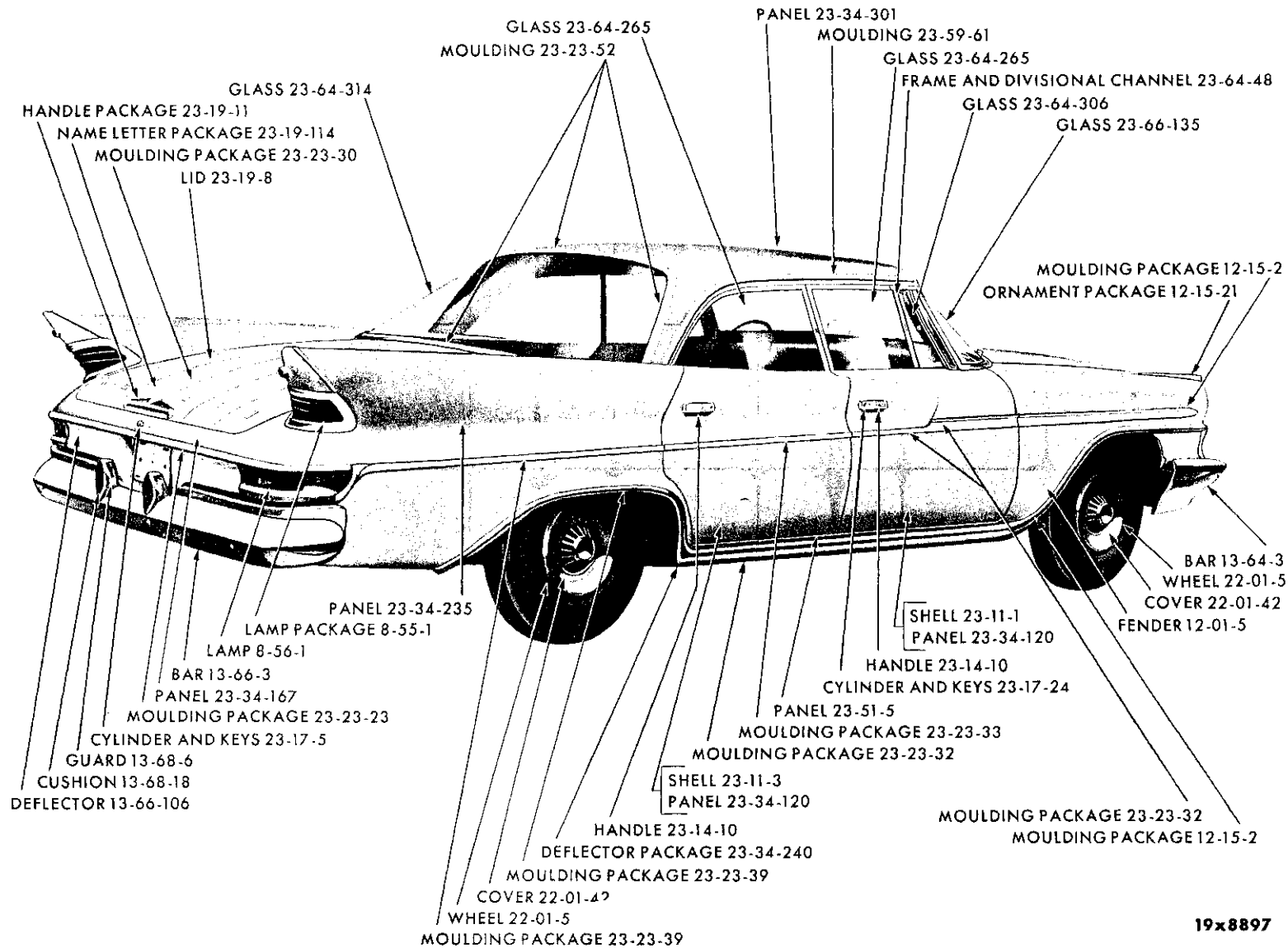
19x9049

REAR VIEW - PLYMOUTH RP1-2 SUBURBAN



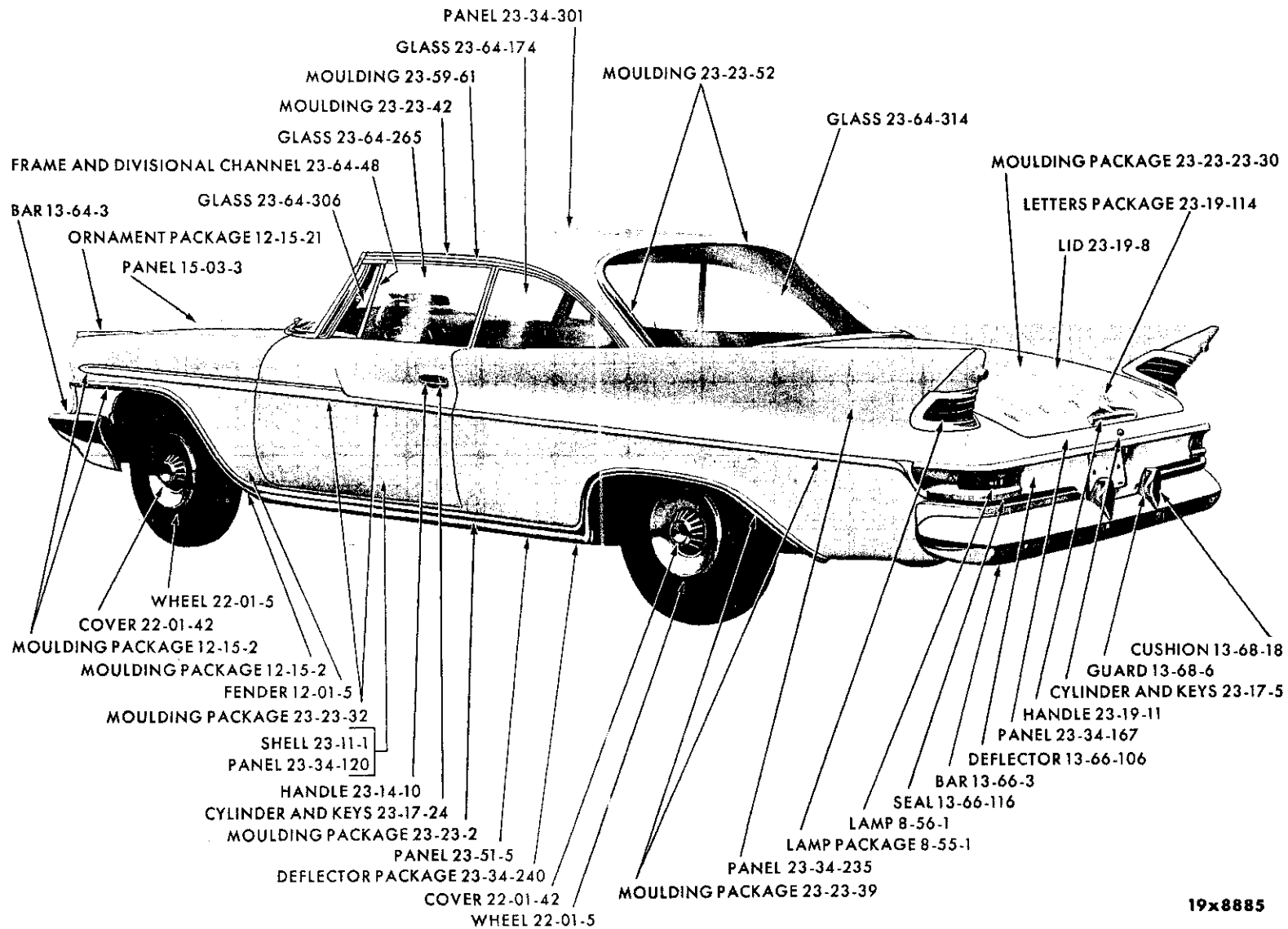
FRONT EXTERIOR - DESOTO RS1 SPECIAL 4 DOOR SEDAN

19x8896



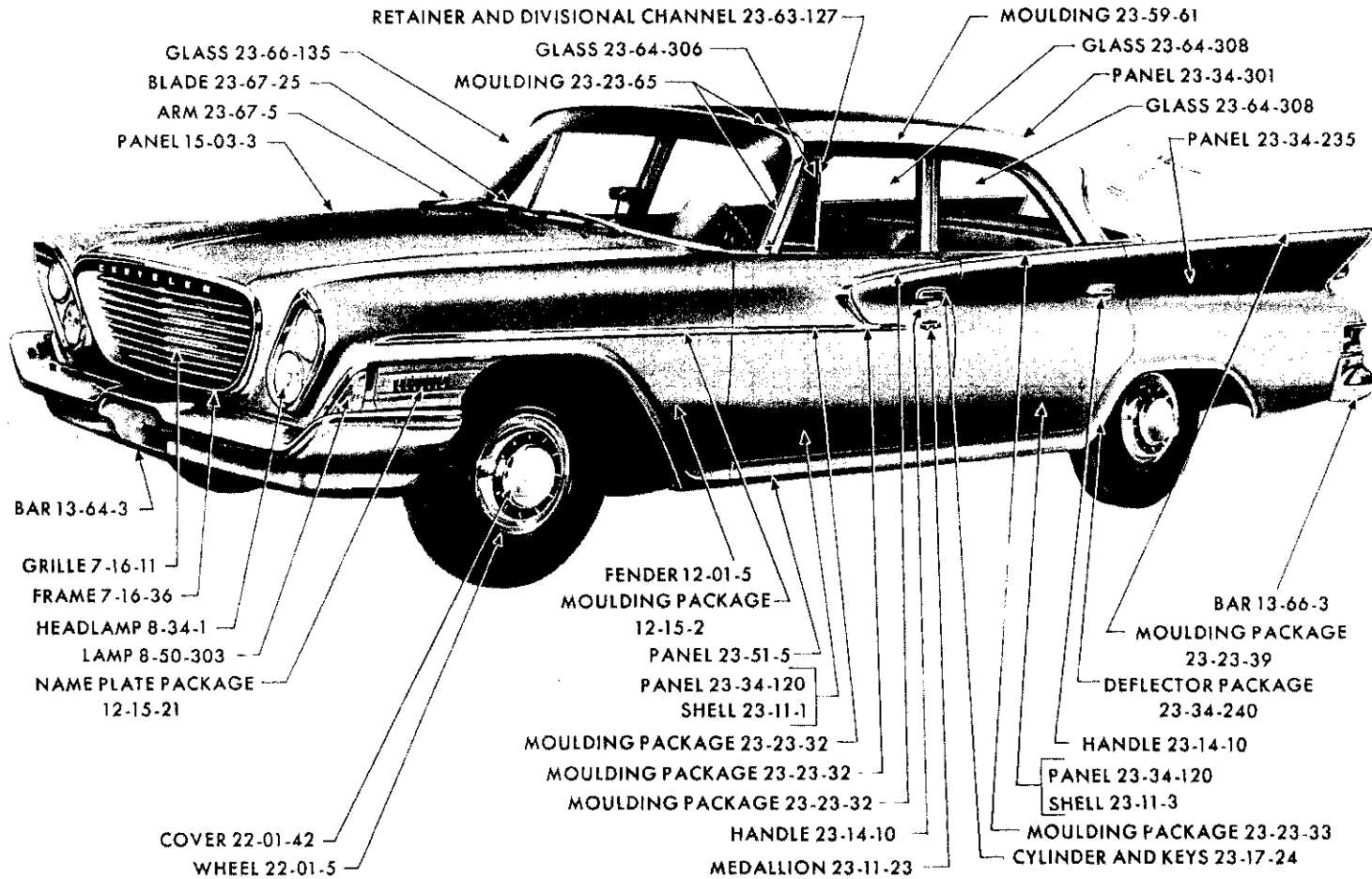
19x8897

REAR EXTERIOR - DESOTO RS1 SPECIAL 4 DOOR SEDAN



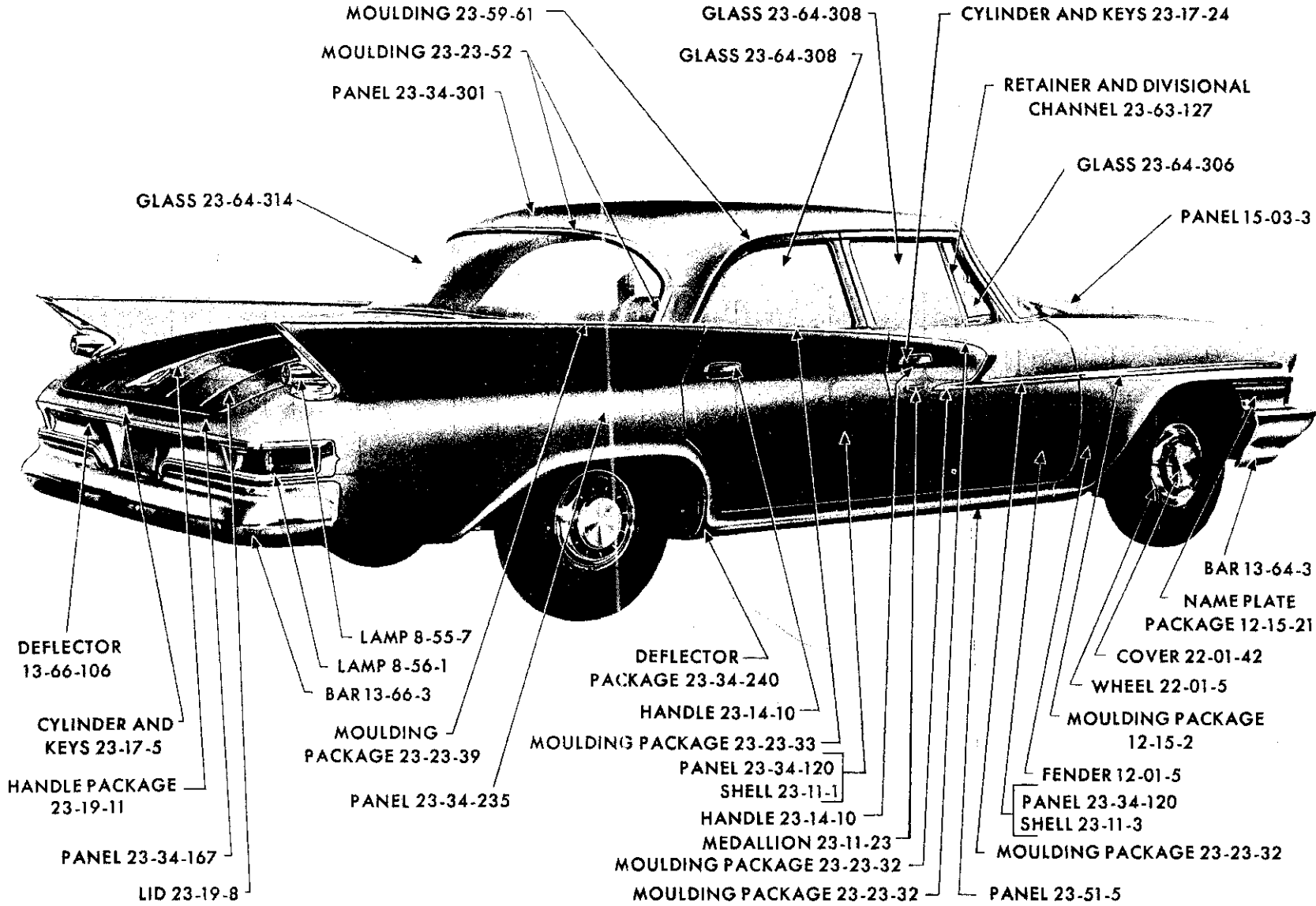
19x8885

REAR EXTERIOR - DESOTO RS1 SPECIAL CLUB COUPE



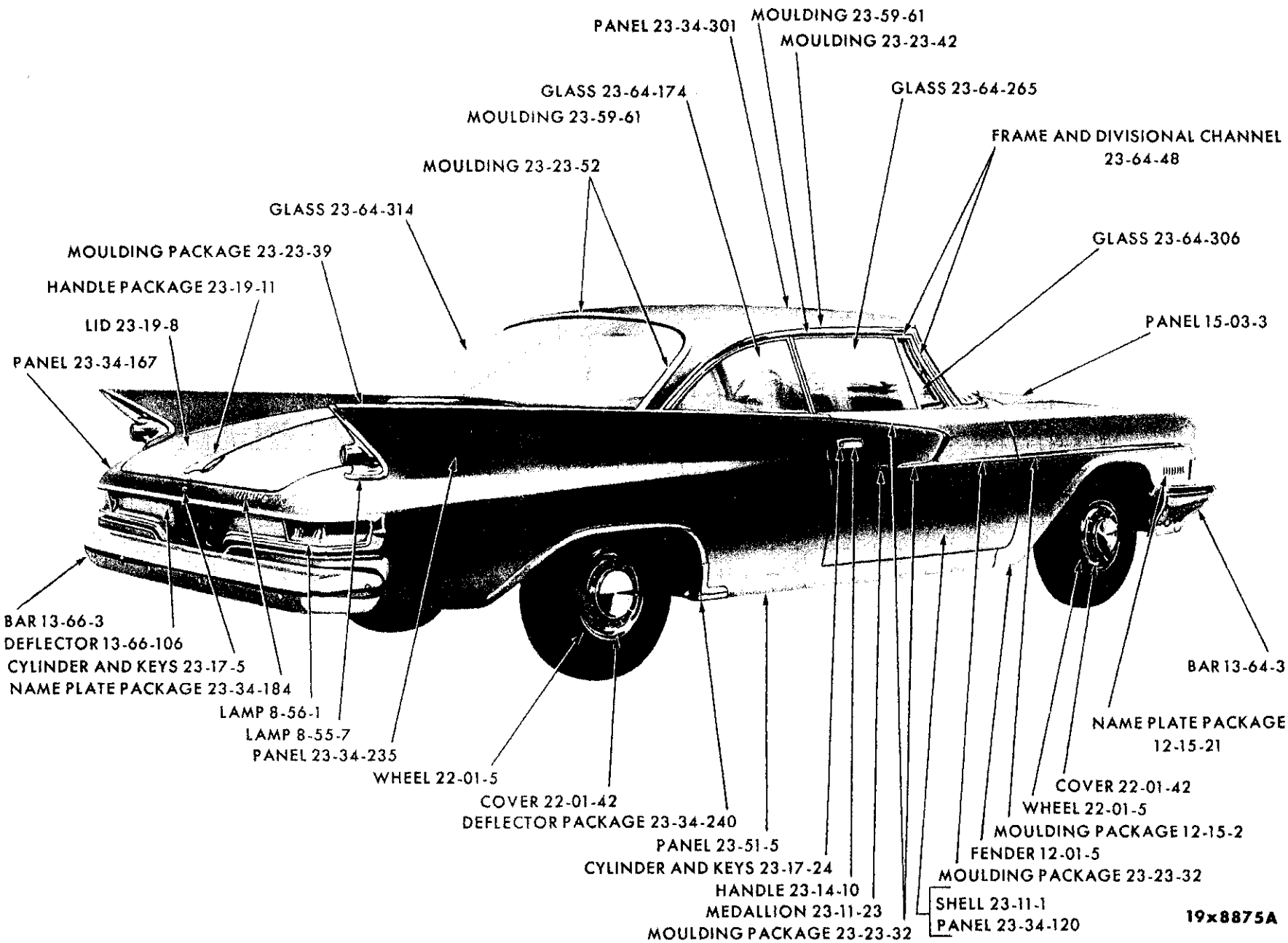
FRONT EXTERIOR - CHRYSLER RC1-2-3 4 DOOR SEDAN

19x8879

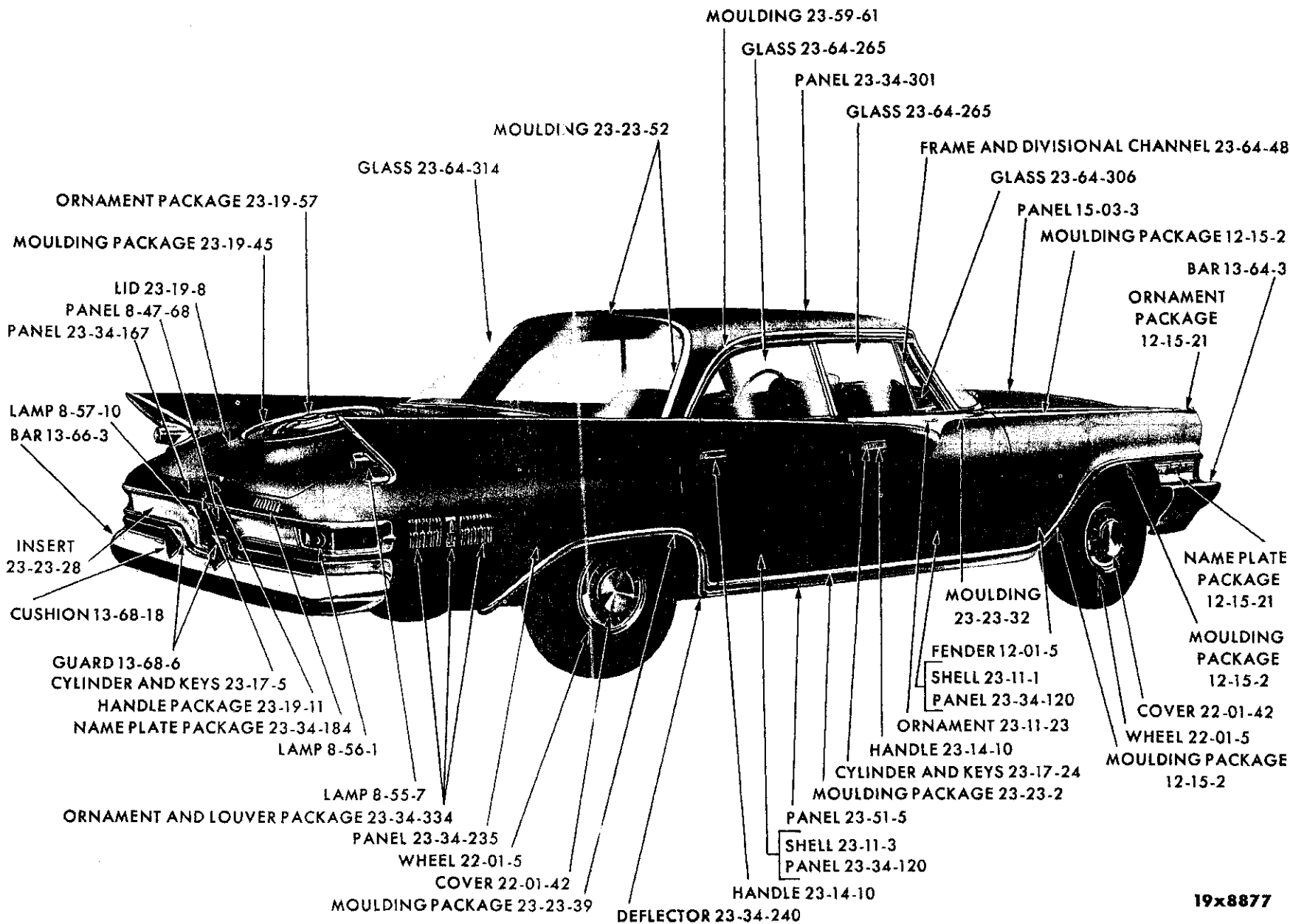


19x8880A

REAR EXTERIOR - CHRYSLER RC1-2-3 4 DOOR SEDAN

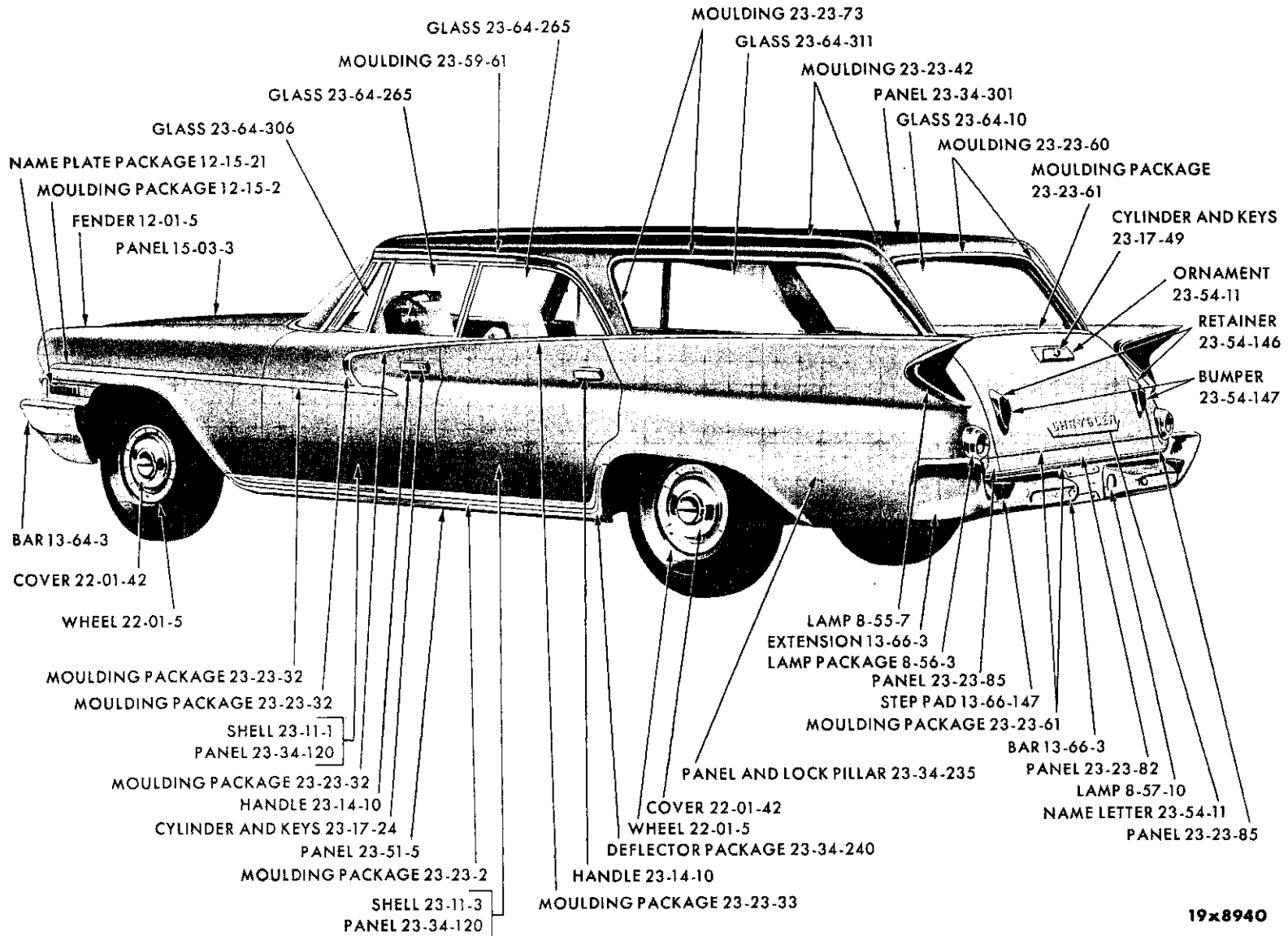


REAR EXTERIOR - CHRYSLER RC1-2-3-4 SPECIAL CLUB COUPE



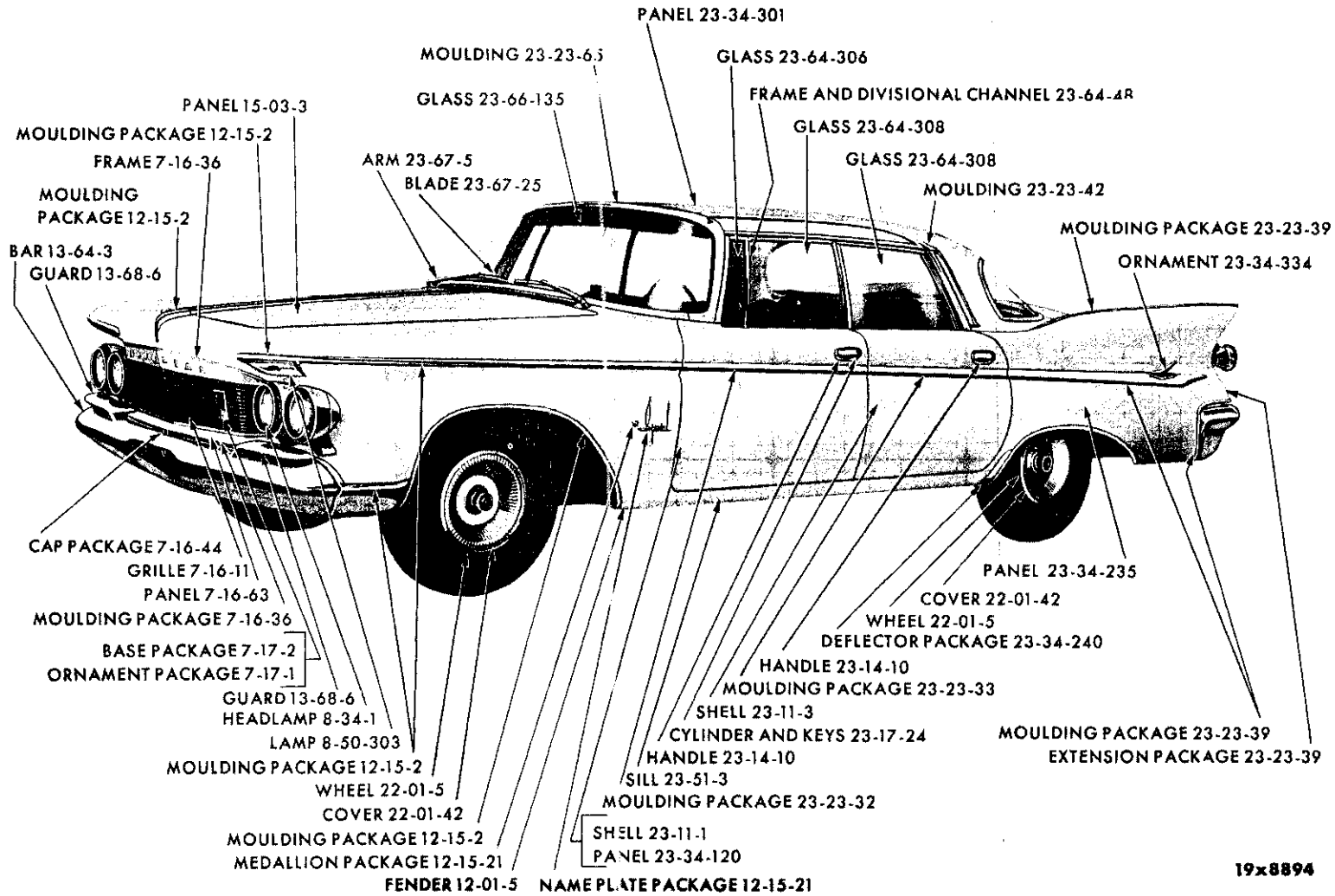
REAR EXTERIOR - CHRYSLER RC1-2-3 SPECIAL 4 DOOR SEDAN

19x8877

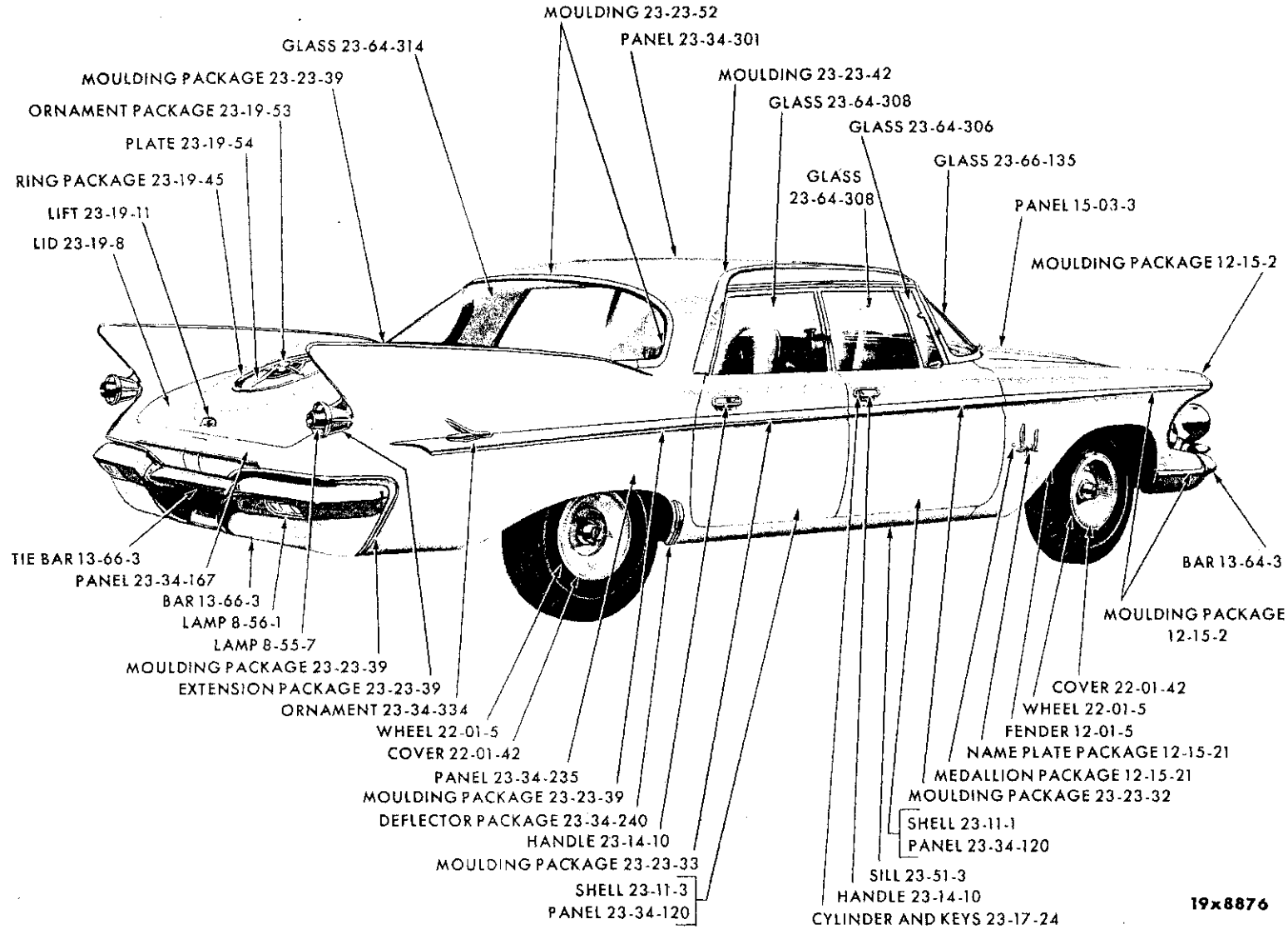


19x8940

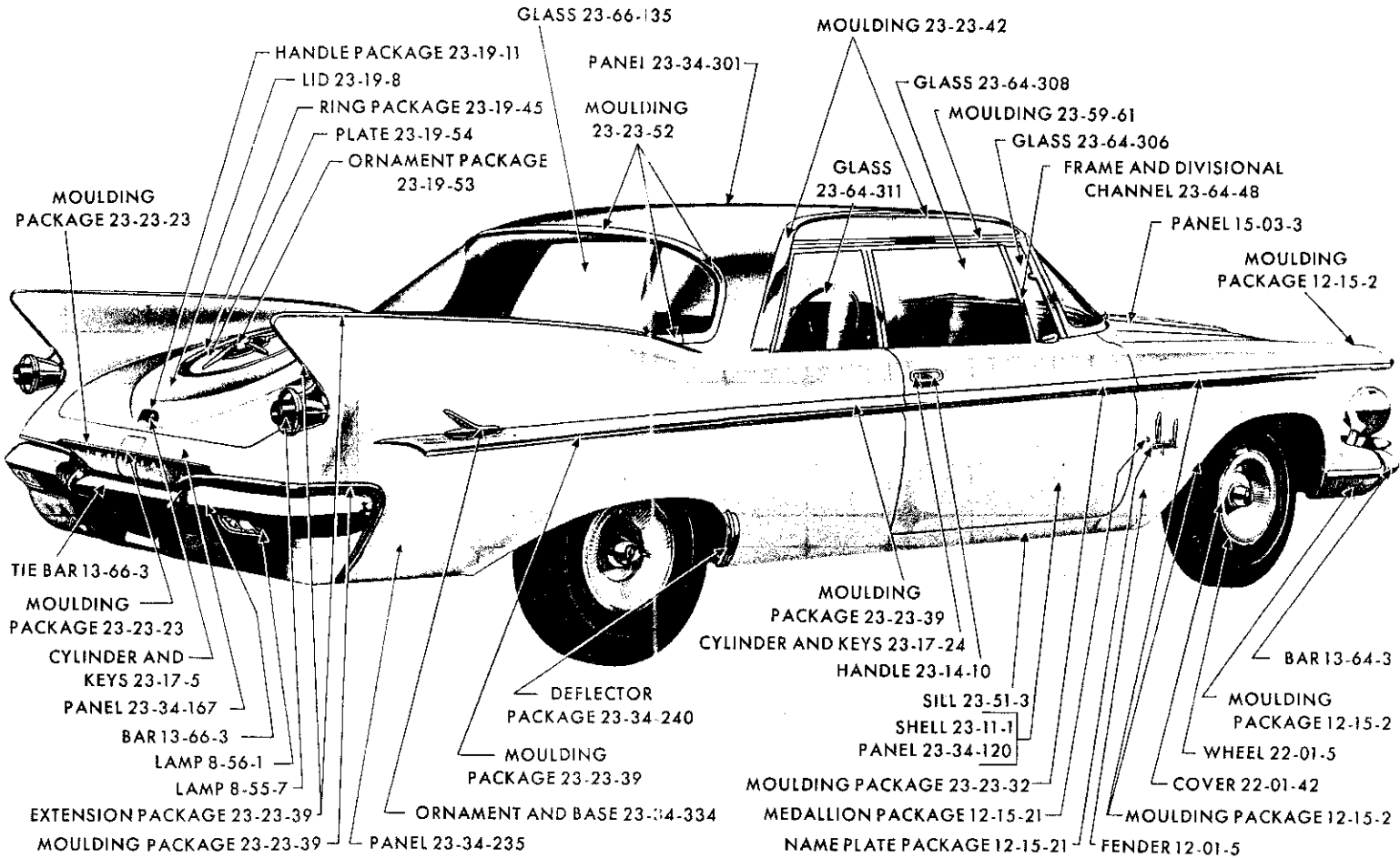
REAR EXTERIOR - CHRYSLER RC1-3 SPECIAL 4 DOOR SUBURBAN



FRONT EXTERIOR - IMPERIAL RY1 SPECIAL 4 DOOR SEDAN



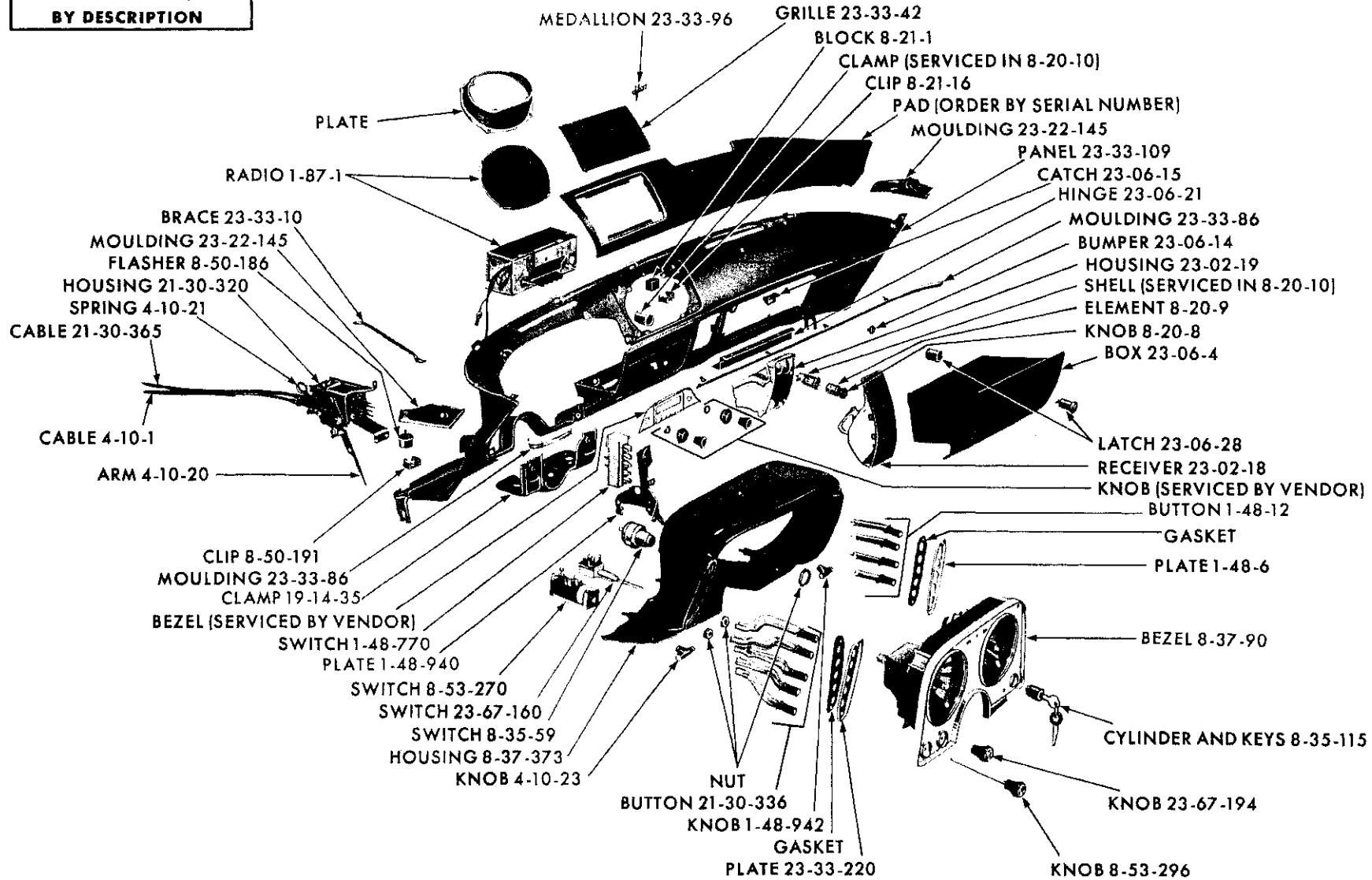
REAR EXTERIOR - IMPERIAL RY1 SPECIAL 4 DOOR SEDAN



19x8911

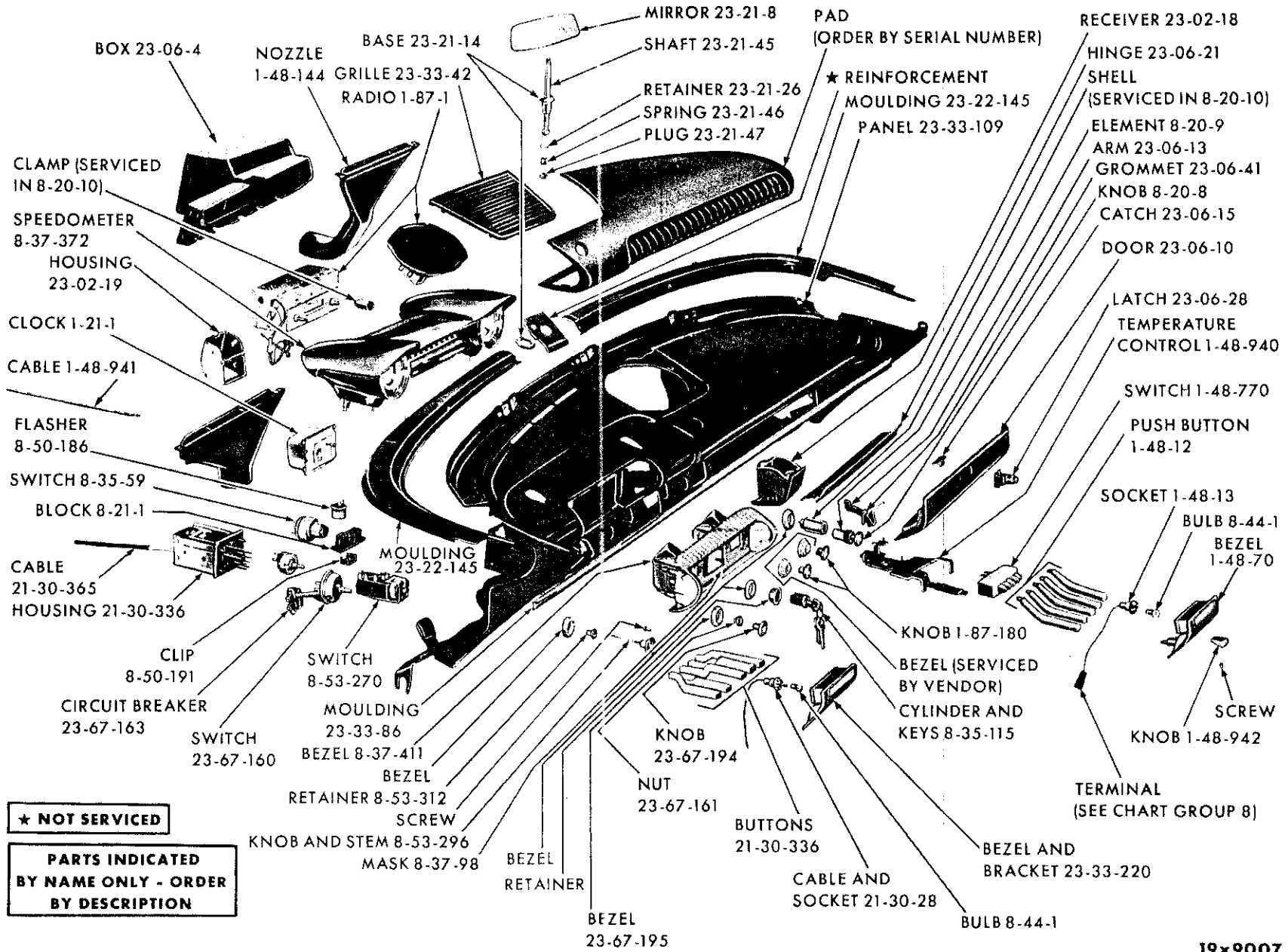
REAR EXTERIOR - IMPERIAL RY1 SPECIAL CLUB COUPE

**PARTS INDICATED
BY NAME ONLY - ORDER
BY DESCRIPTION**



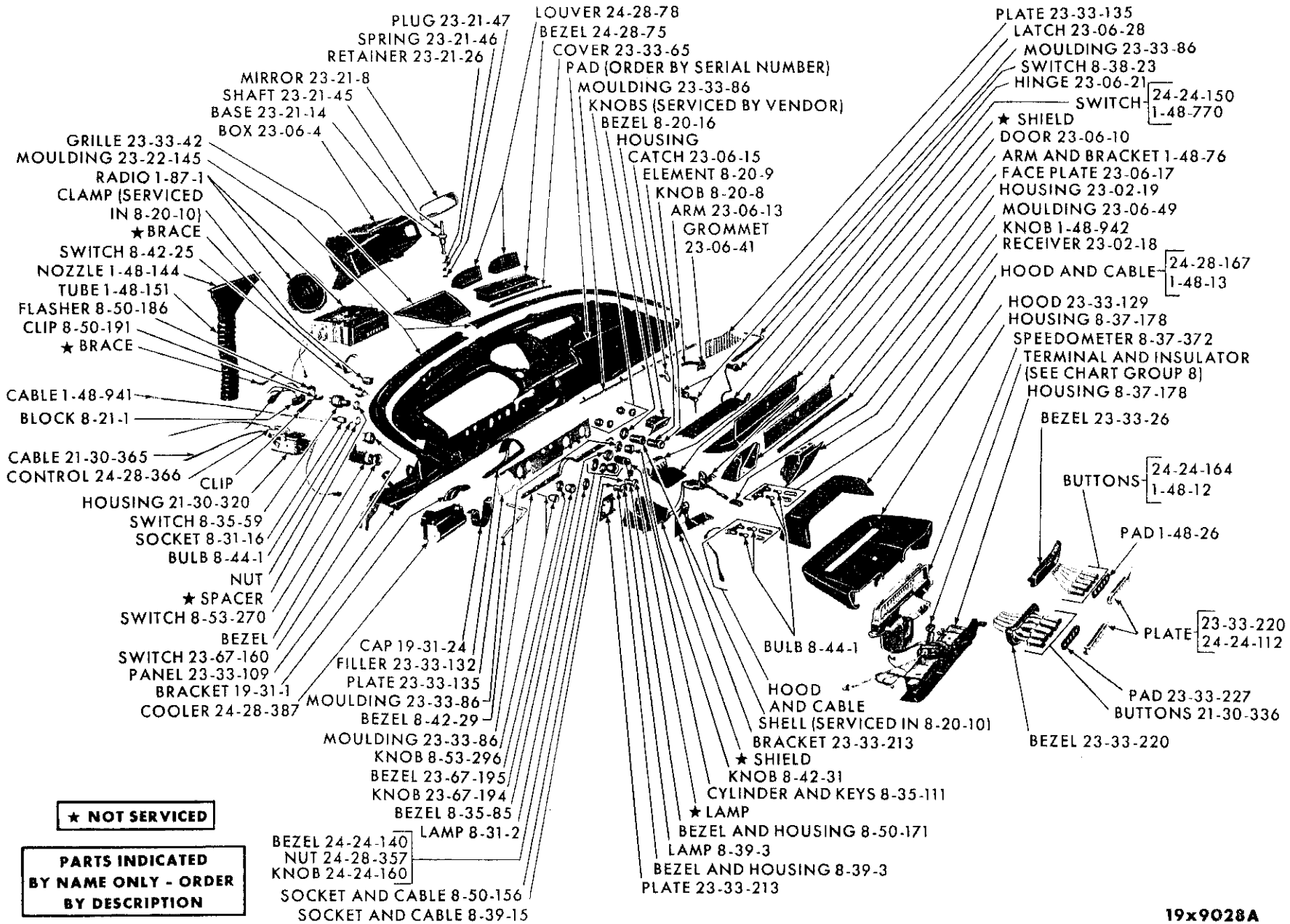
19x8816C

INSTRUMENT PANEL - VALIANT RV1



INSTRUMENT PANEL - PLYMOUTH RP1-2

19x9007

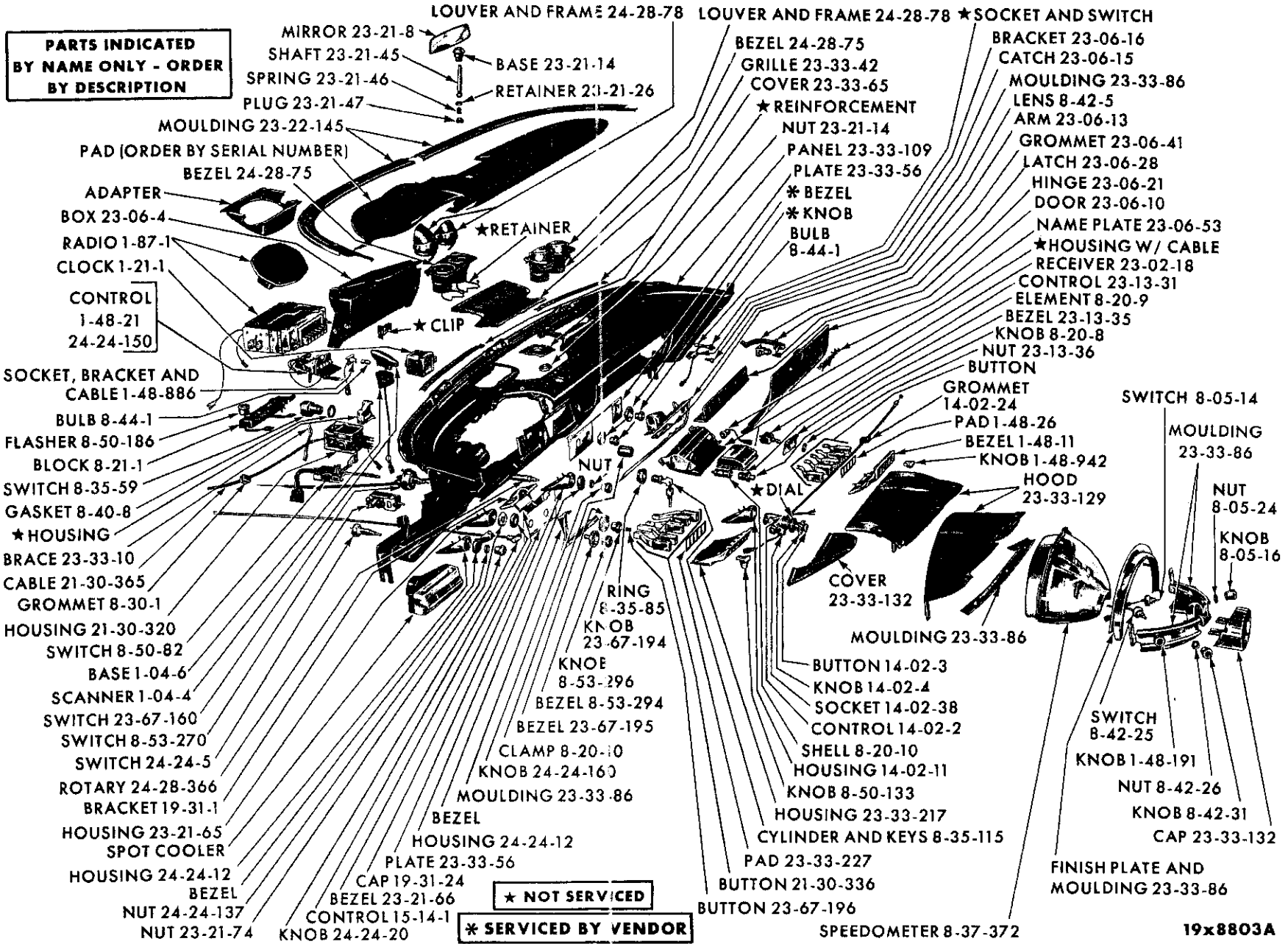


★ NOT SERVICED

PARTS INDICATED
 BY NAME ONLY - ORDER
 BY DESCRIPTION

INSTRUMENT PANEL - DESOTO RS1

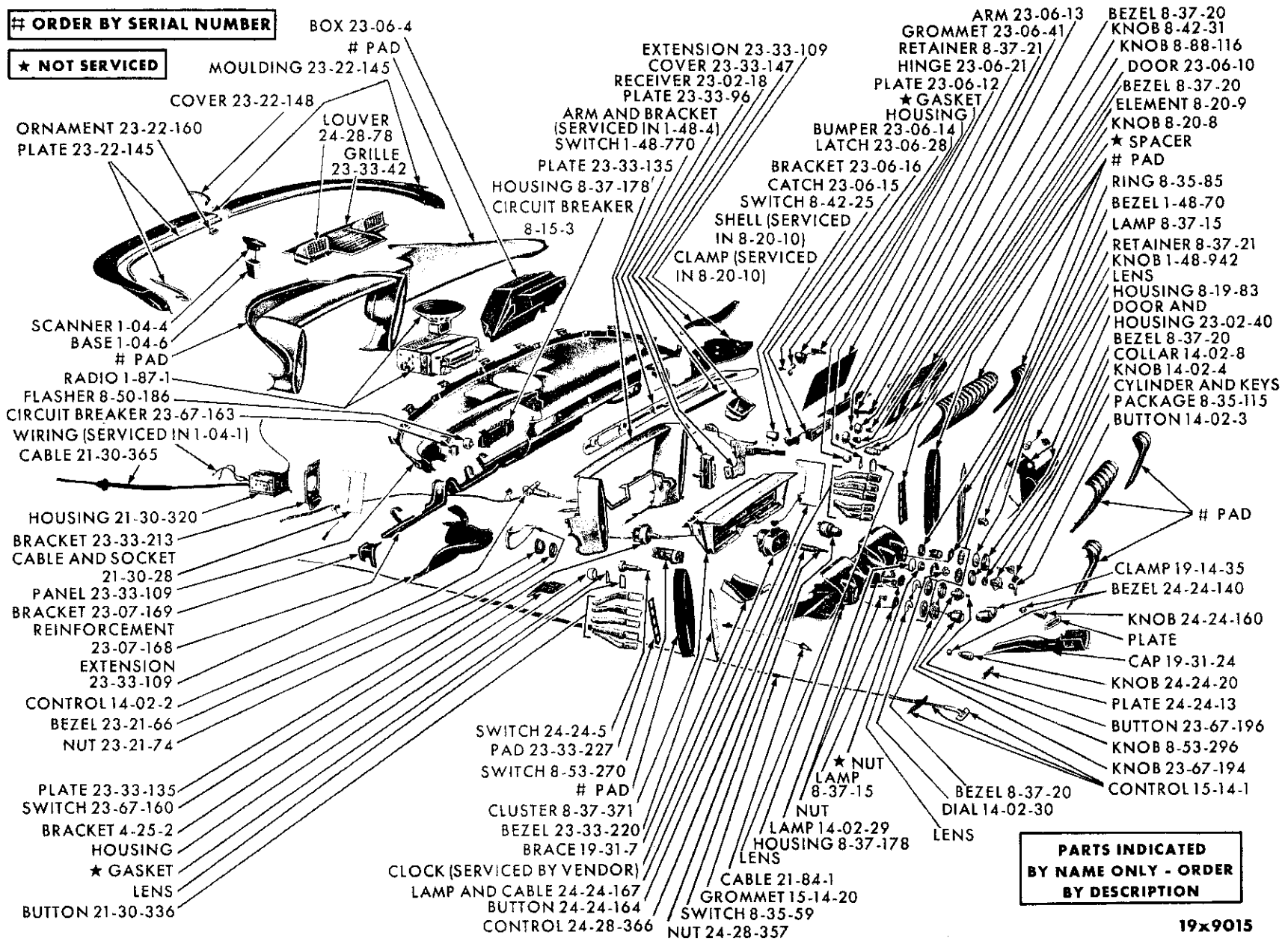
19x9028A



INSTRUMENT PANEL - CHRYSLER RC1-2-3-4

ORDER BY SERIAL NUMBER

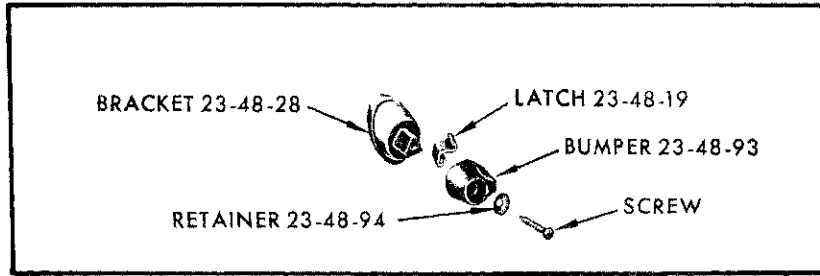
★ NOT SERVICED



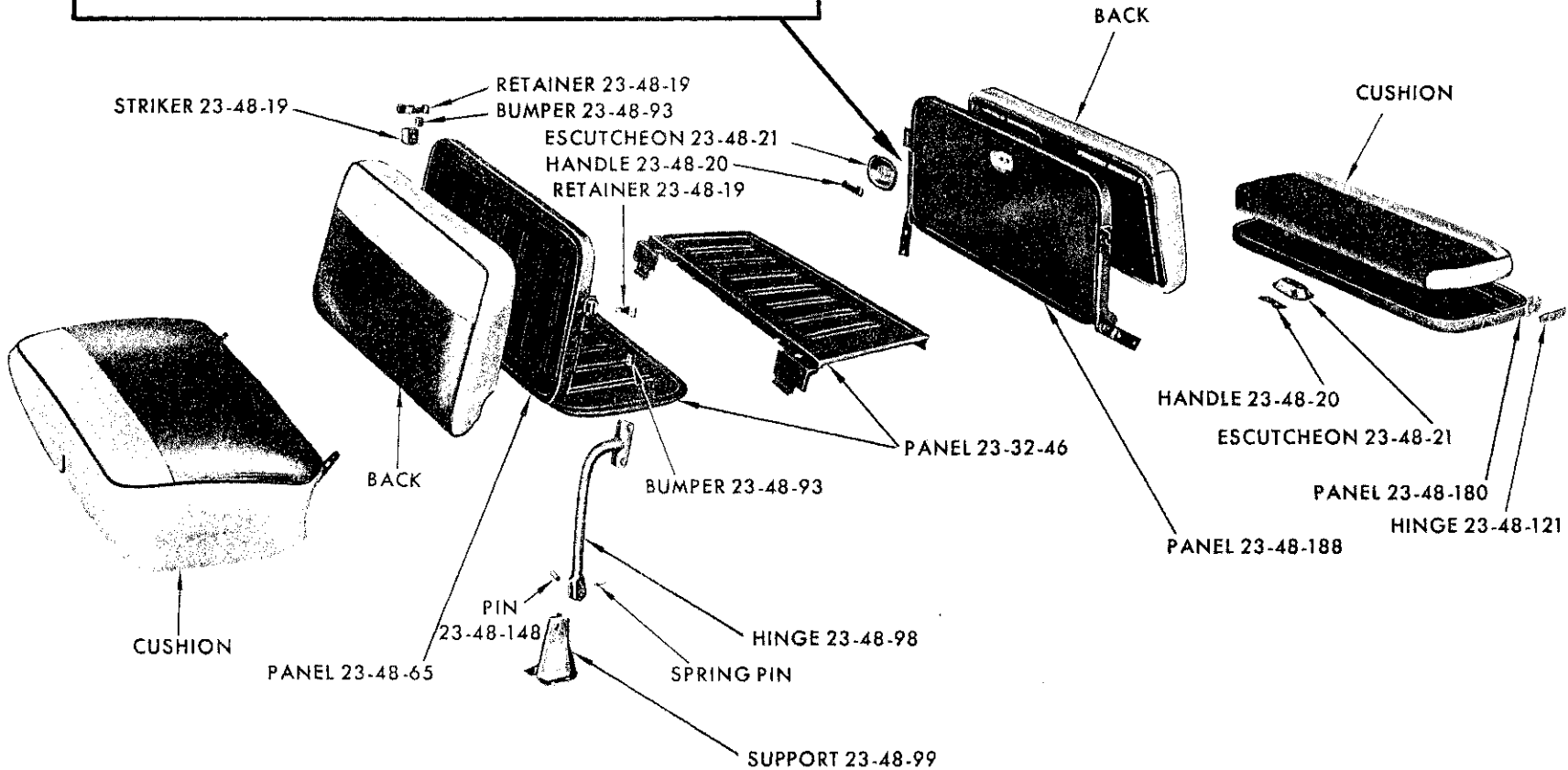
PARTS INDICATED BY NAME ONLY - ORDER BY DESCRIPTION

19x9015

INSTRUMENT PANEL - IMPERIAL RY1

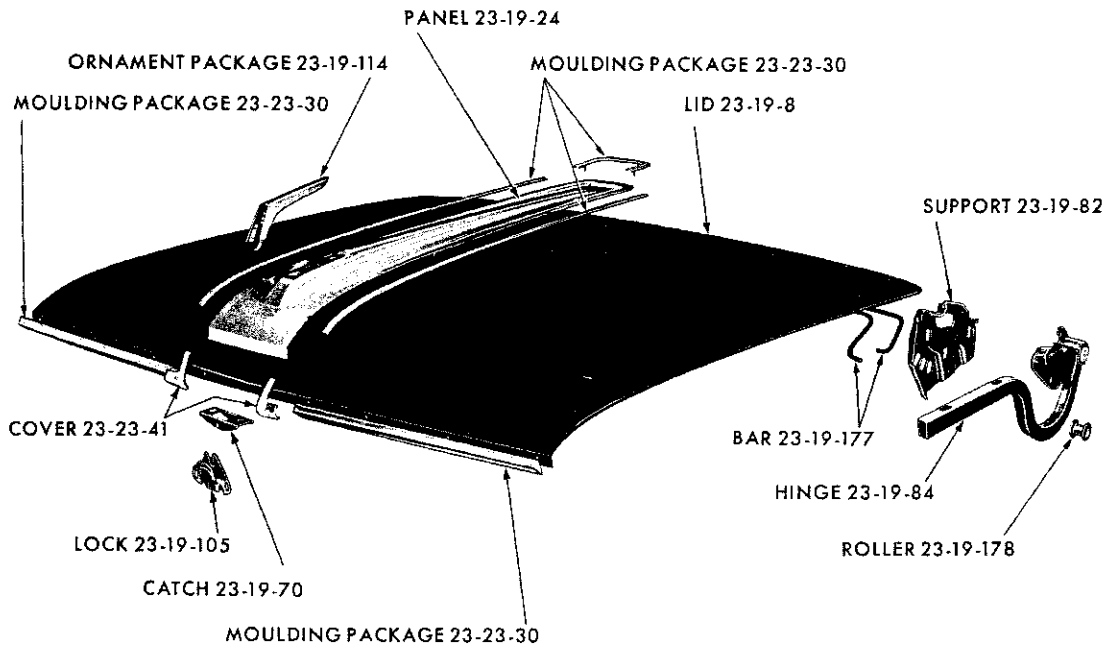


**PARTS INDICATED
BY NAME ONLY - ORDER
BY DESCRIPTION**



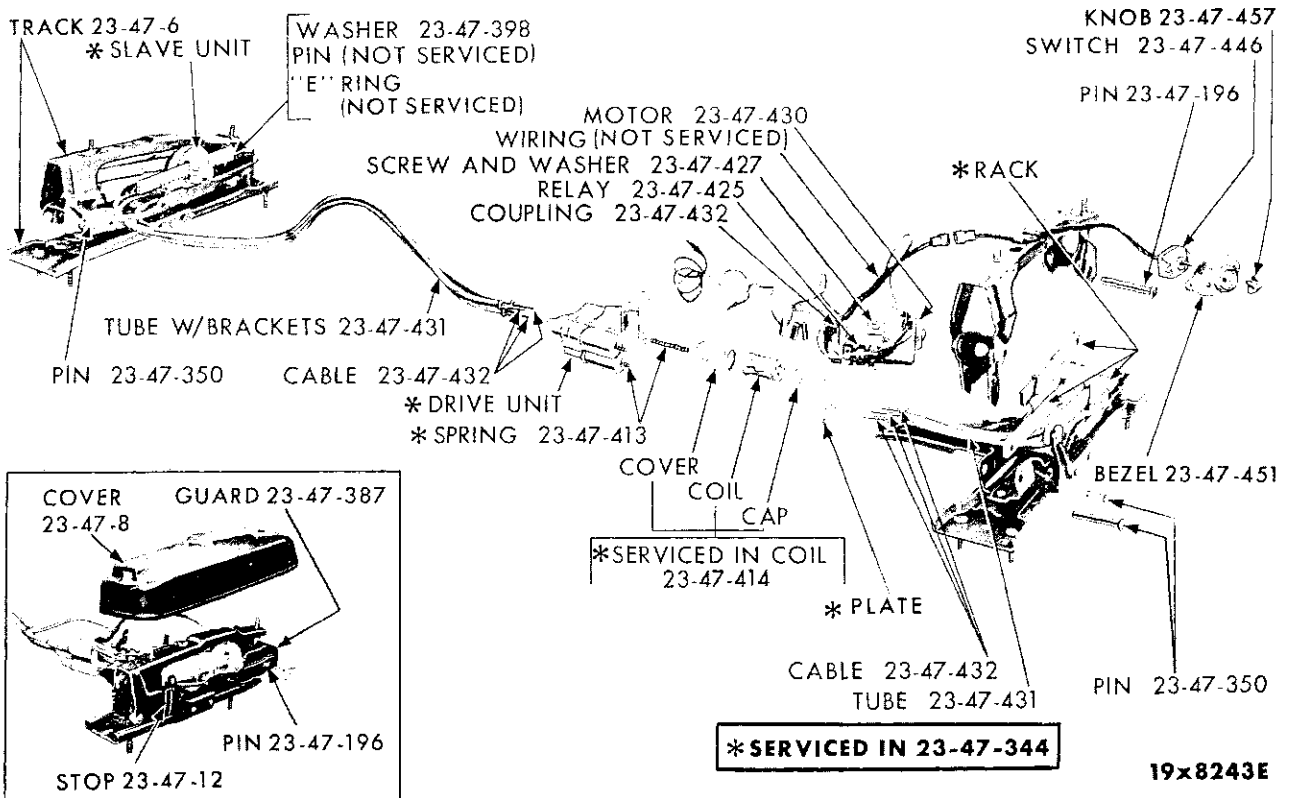
SUBURBAN SEATS - VALIANT RV1

19x8984A



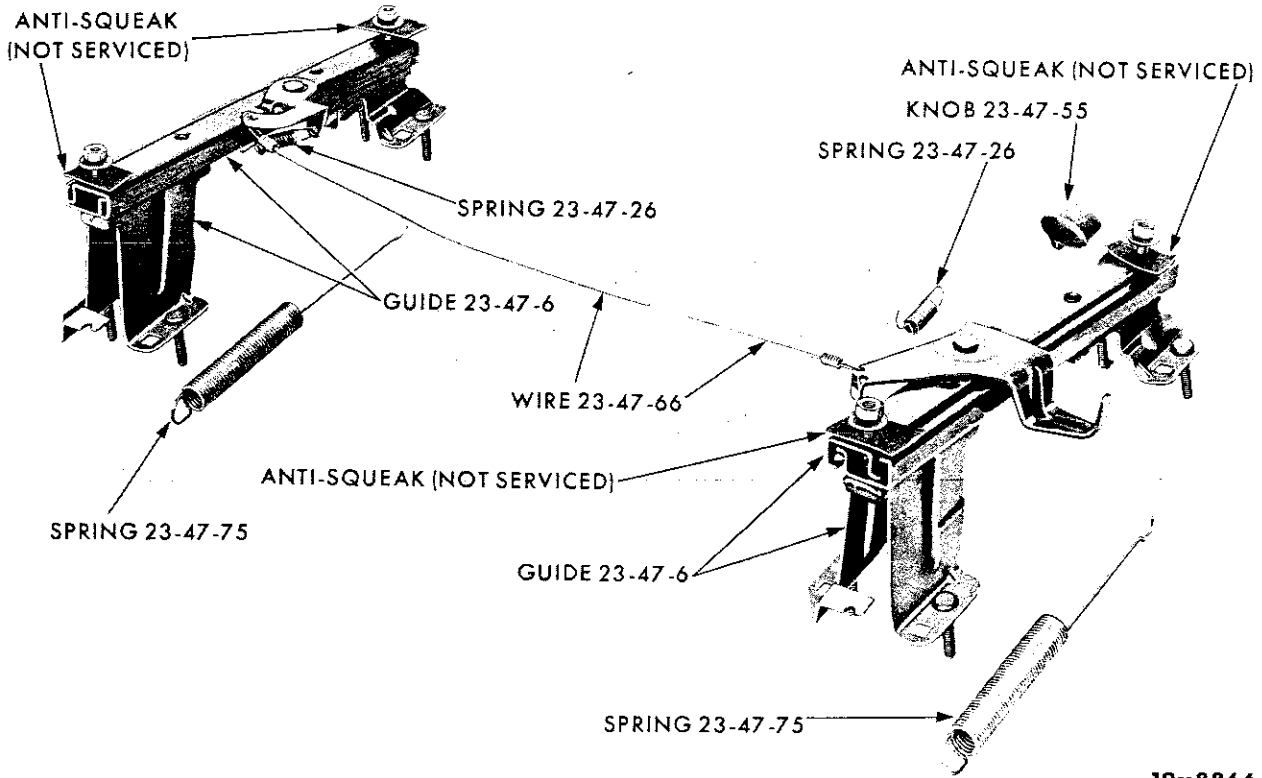
19x8988

LUGGAGE LID AND HINGE - PLYMOUTH RP1-2



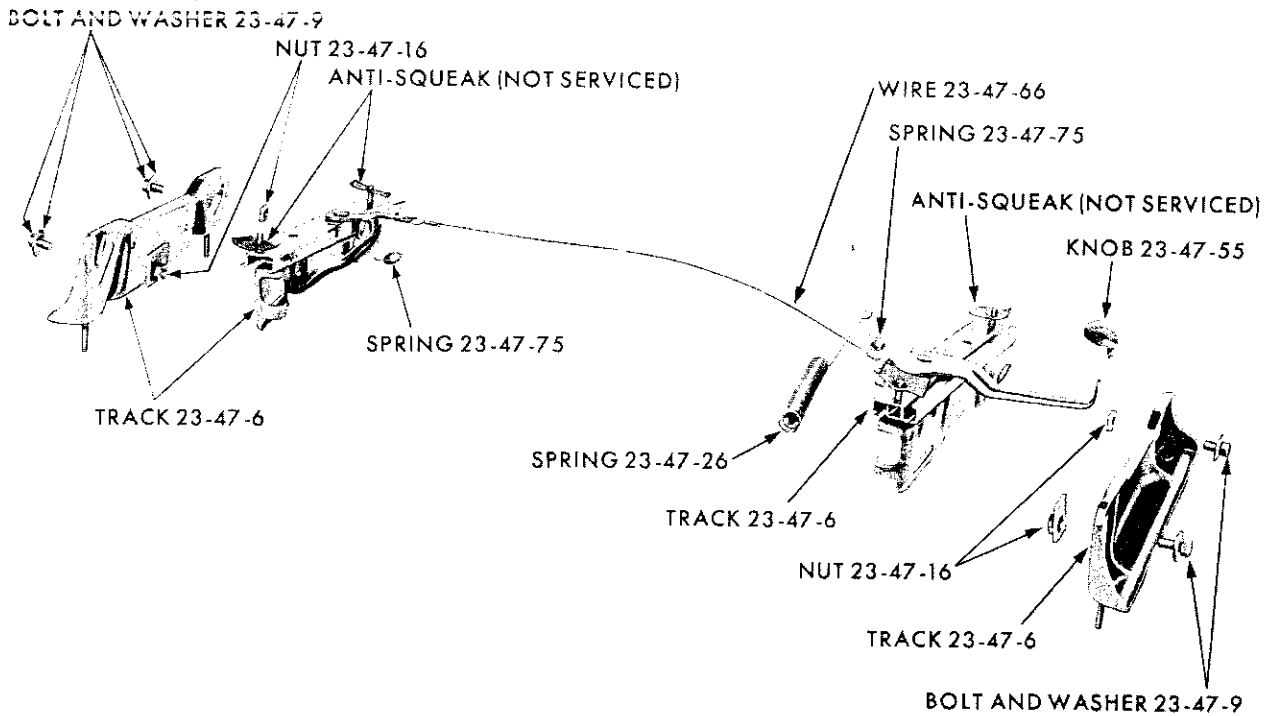
19x8243E

POWER SEAT ADJUSTER



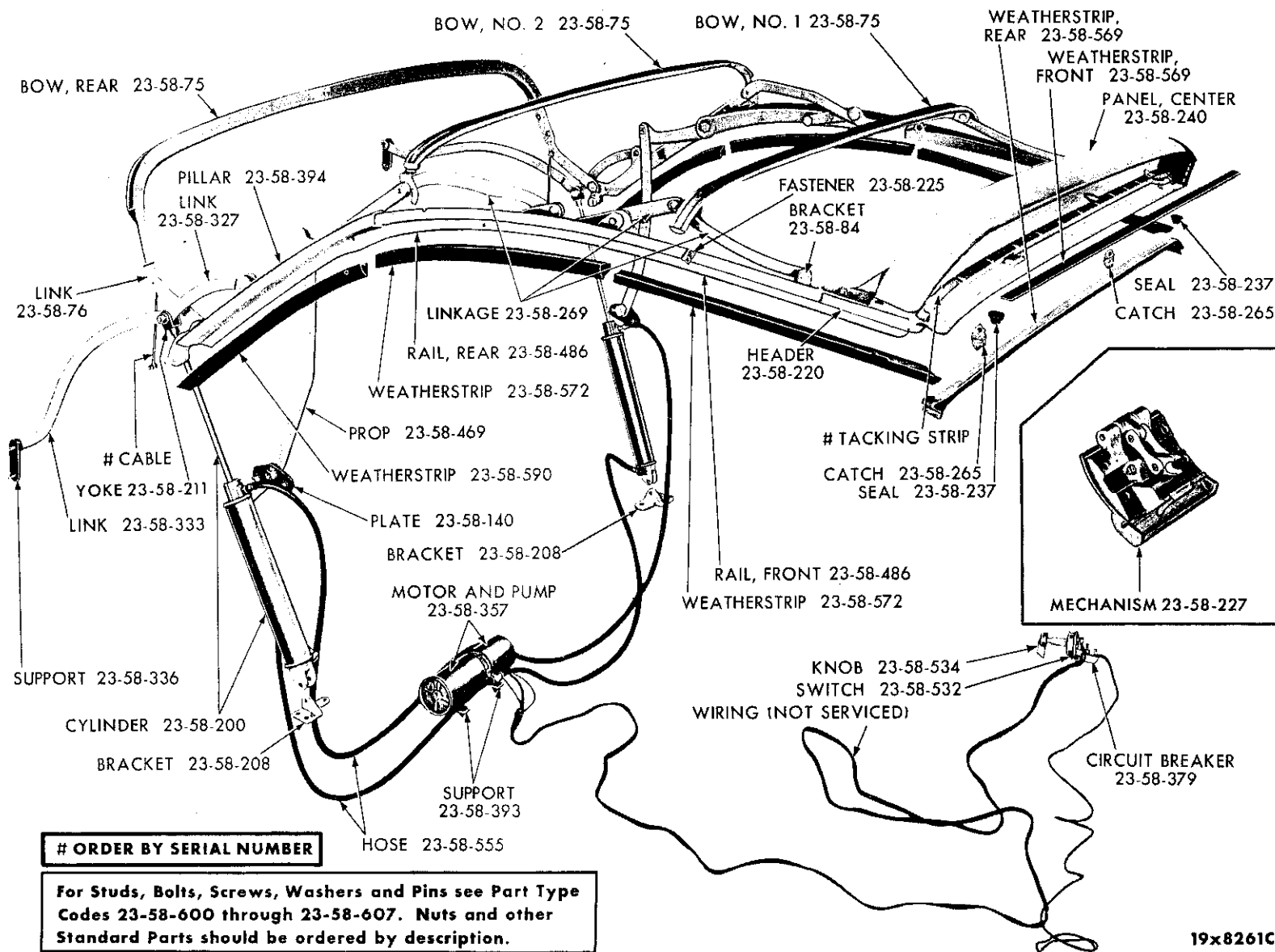
19x8866

MANUAL SEAT ADJUSTER - VALIANT RV1



19x8815

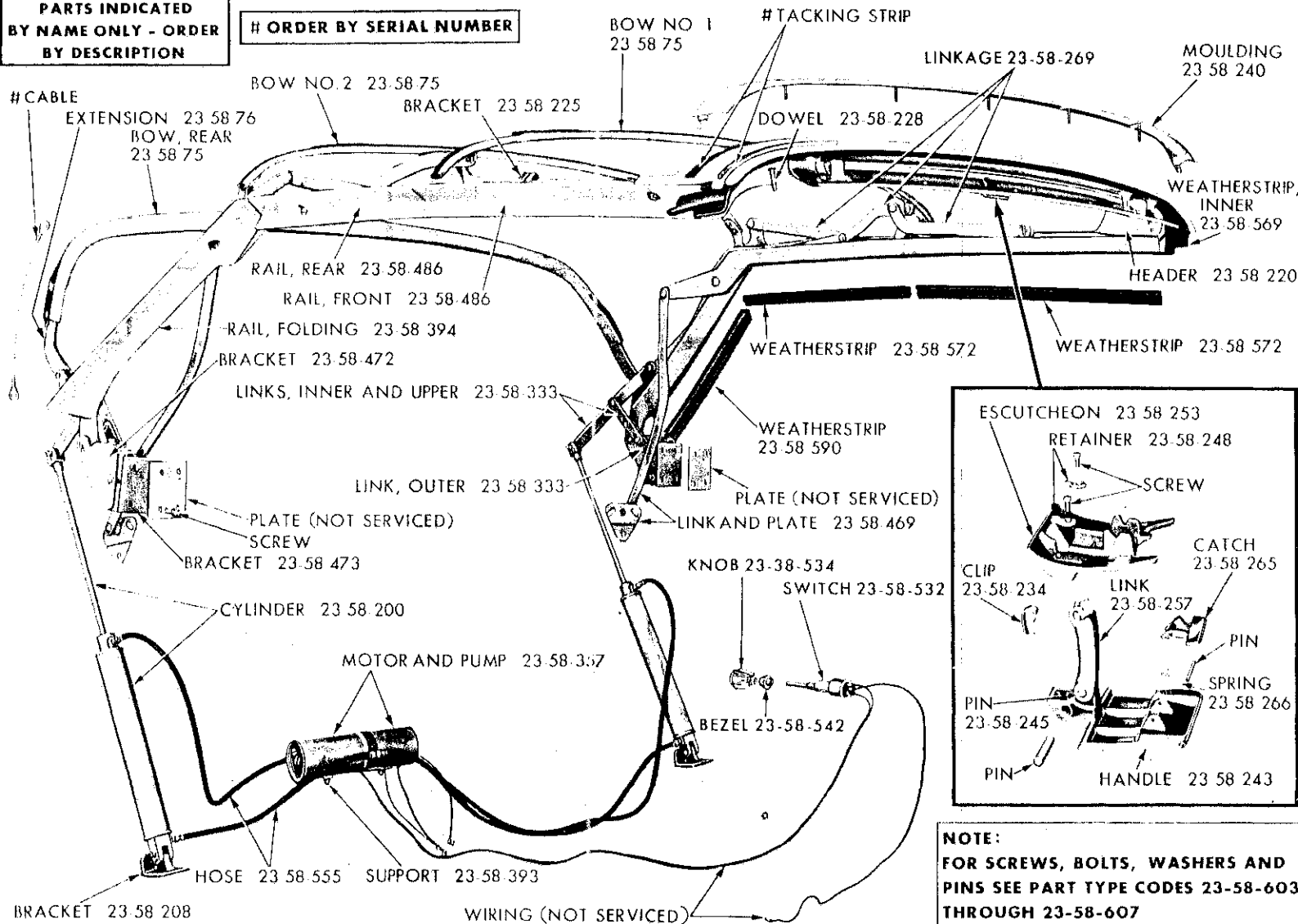
MANUAL SEAT ADJUSTER - EXCEPT VALIANT RV1



CONVERTIBLE COUPE FOLDING TOP - EXCEPT IMPERIAL RY1

**PARTS INDICATED
BY NAME ONLY - ORDER
BY DESCRIPTION**

ORDER BY SERIAL NUMBER

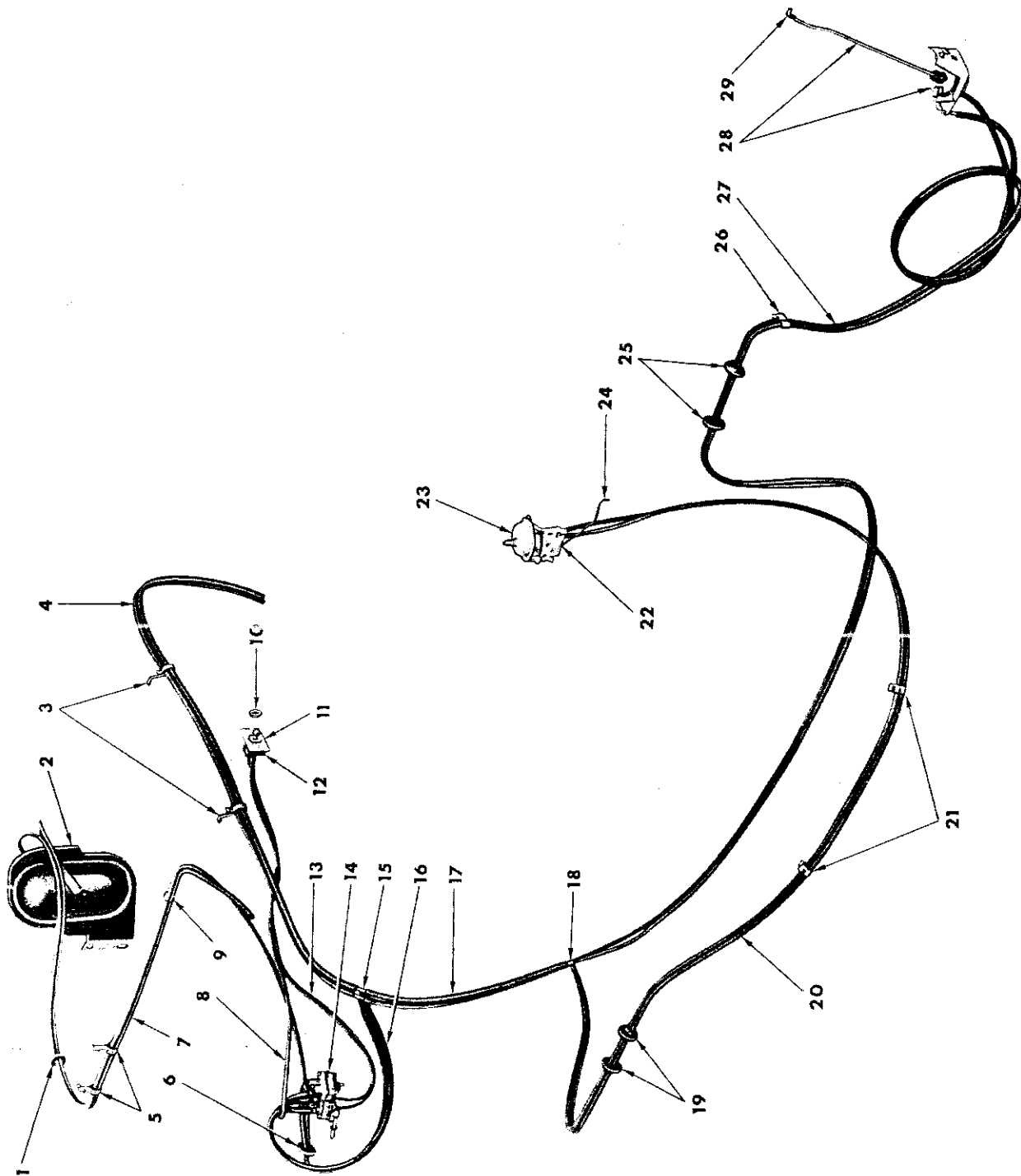


NOTE:
FOR SCREWS, BOLTS, WASHERS AND
PINS SEE PART TYPE CODES 23-58-603
THROUGH 23-58-607

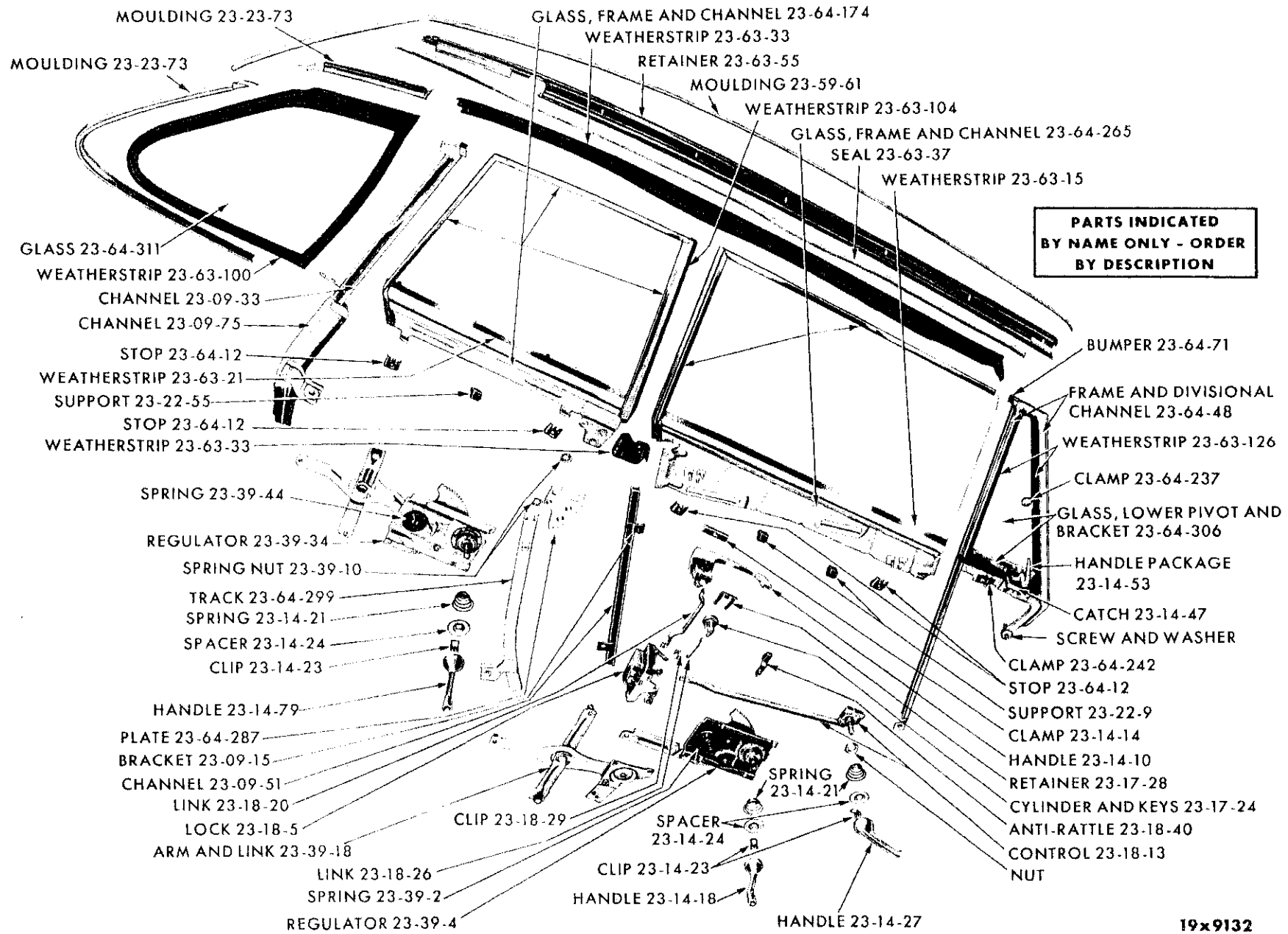
19x8248B

CONVERTIBLE COUPE FOLDING TOP - IMPERIAL RY1

19x9019



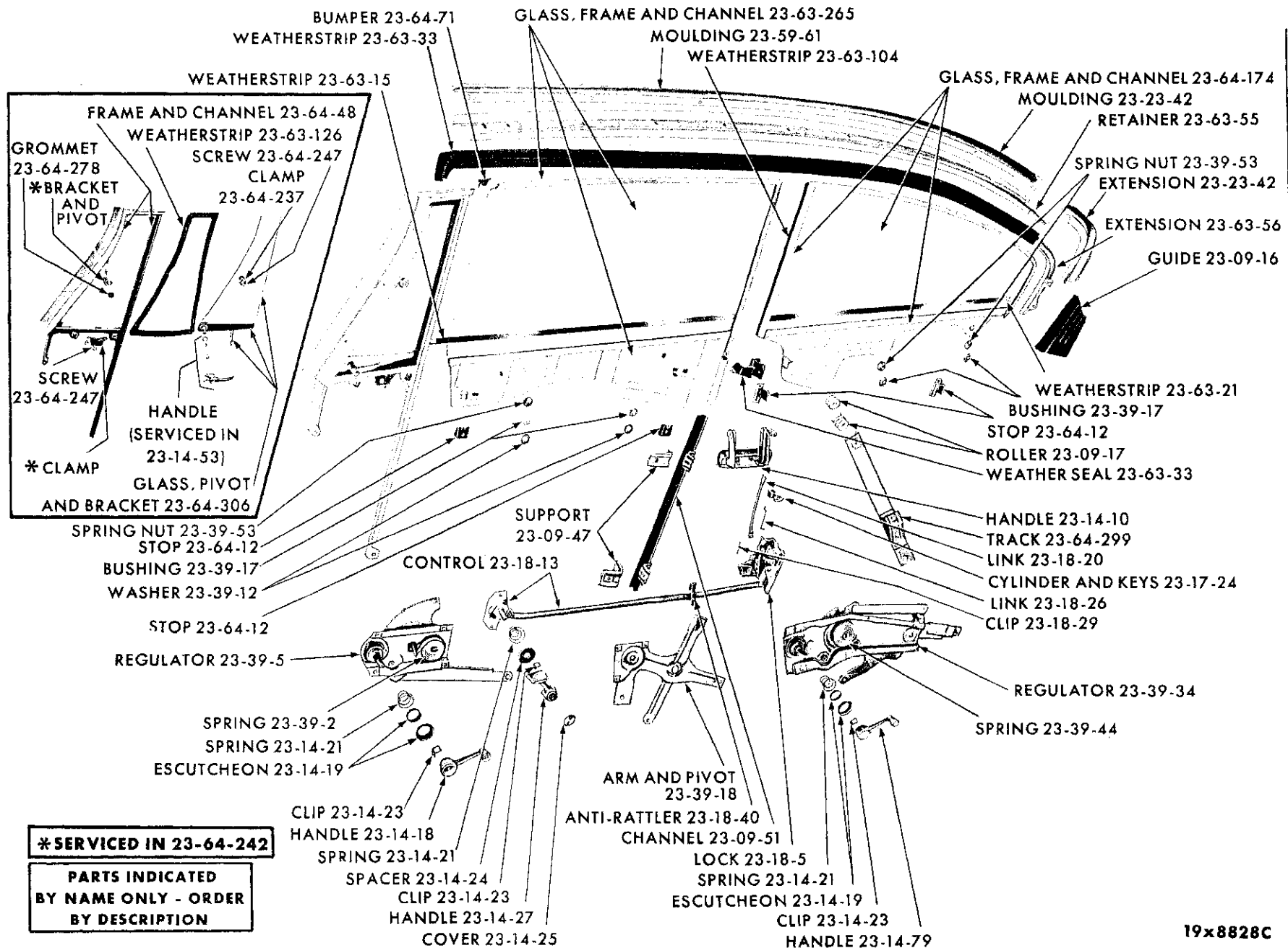
VACUUM DOOR LOCK SYSTEM



**PARTS INDICATED
BY NAME ONLY - ORDER
BY DESCRIPTION**

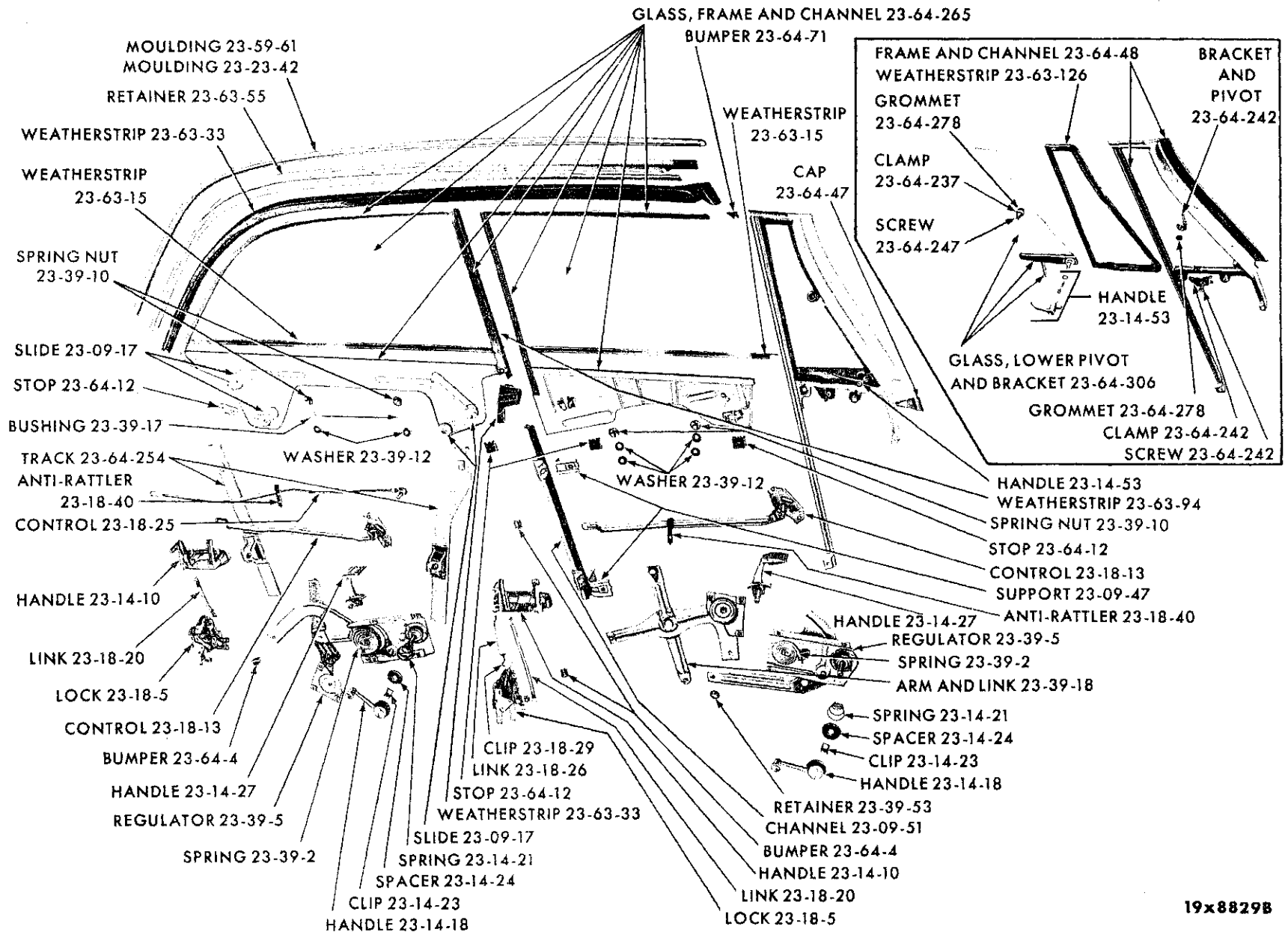
DOOR WINDOW REGULATORS AND RUNS - VALLANT RV1 SPECIAL CLUB COUPE

19x9132



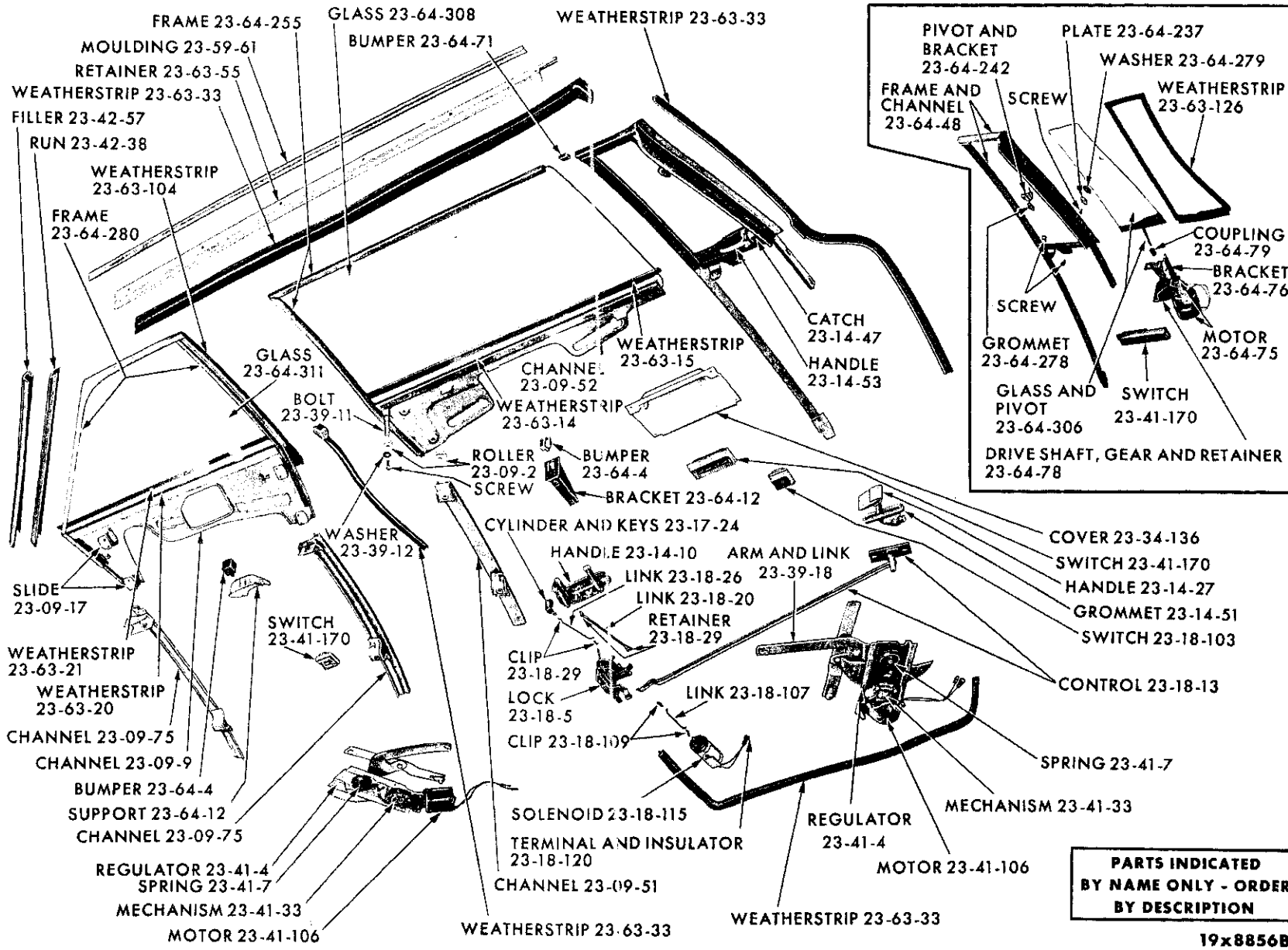
DOOR WINDOW REGULATORS AND RUNS - PLYMOUTH RP1-2 SPECIAL CLUB COUPE

19x8828C

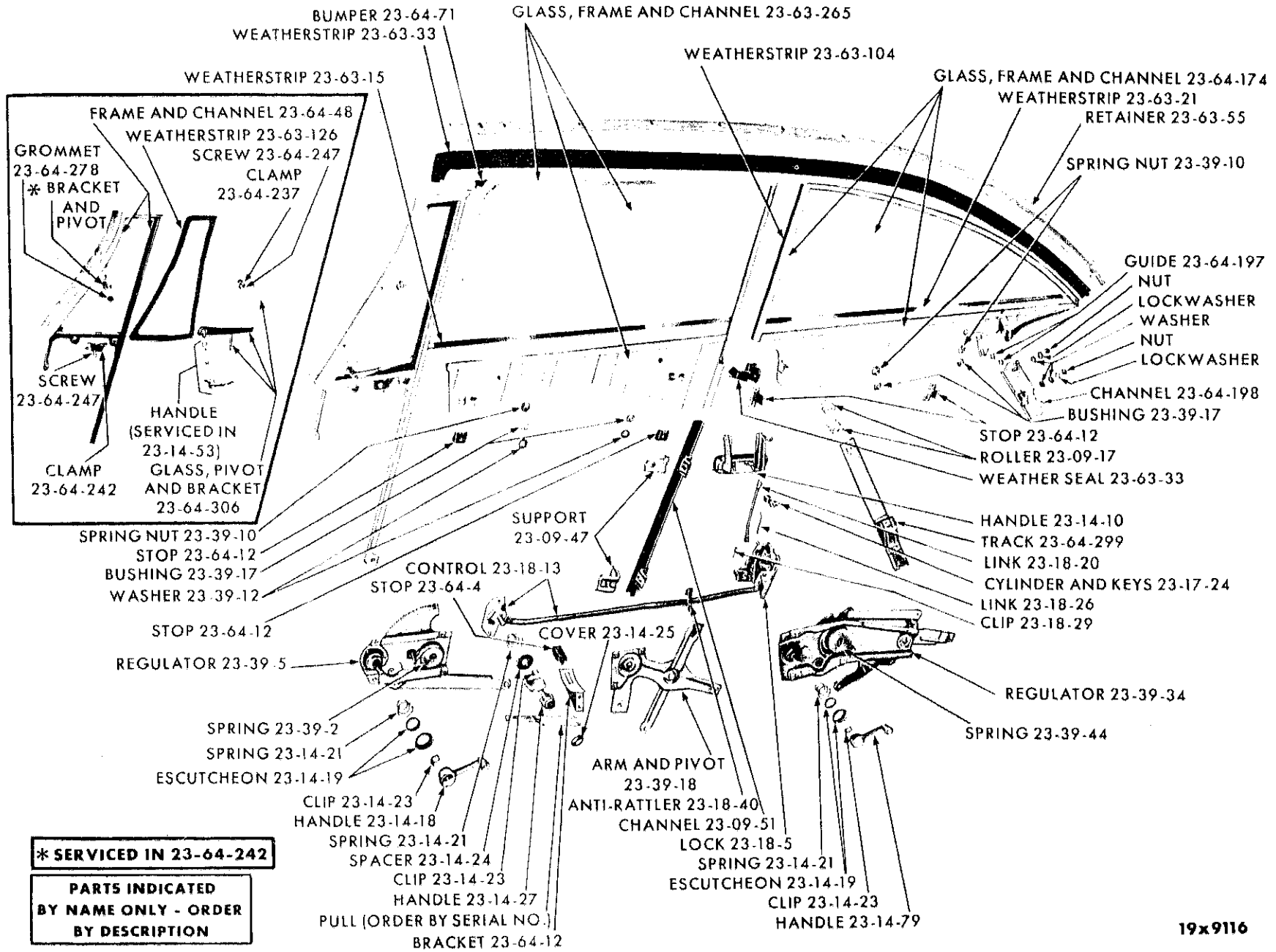


DOOR WINDOW REGULATORS AND RUNS - DESOTO RS1 AND CHRYSLER RC1-2-3 SPECIAL 4 DOOR SEDAN

19x8829B



DOOR WINDOW REGULATORS AND RUNS - IMPERIAL RY1 SPECIAL CLUB COUPE



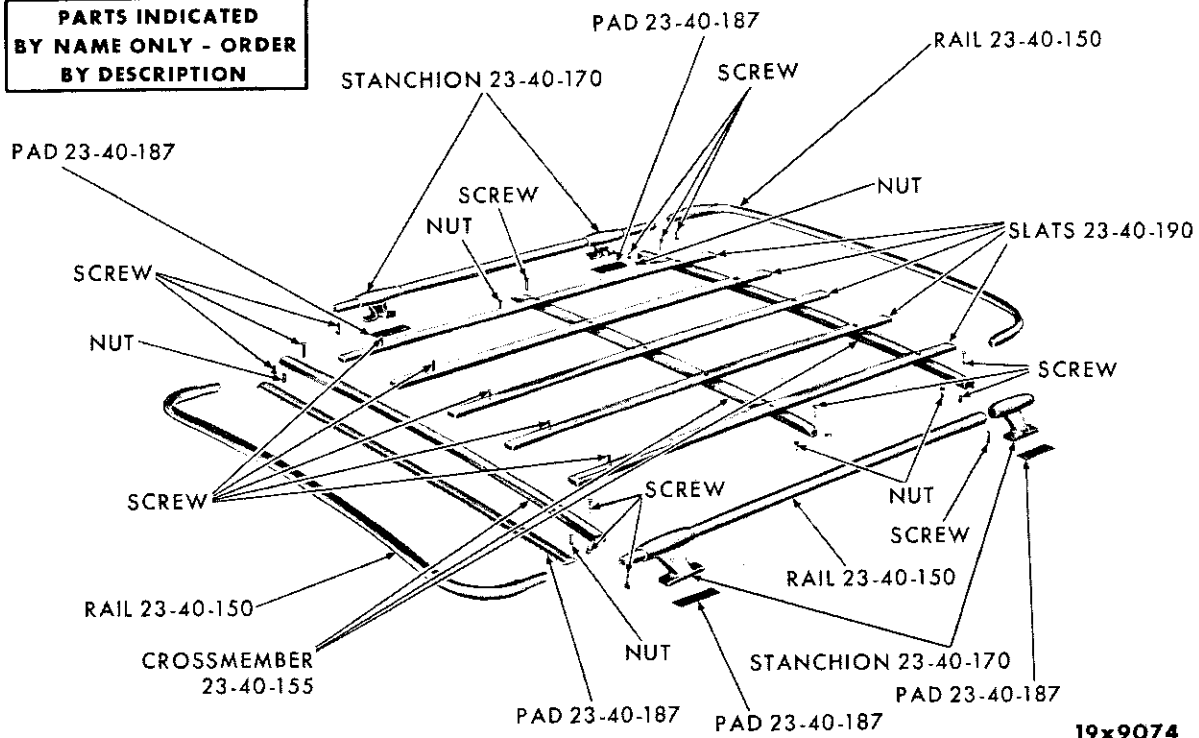
*** SERVICED IN 23-64-242**

PARTS INDICATED BY NAME ONLY - ORDER BY DESCRIPTION

DOOR WINDOW REGULATORS AND CONTROLS - CHRYSLER RC1-2-3-4 SPECIAL CLUB COUPE

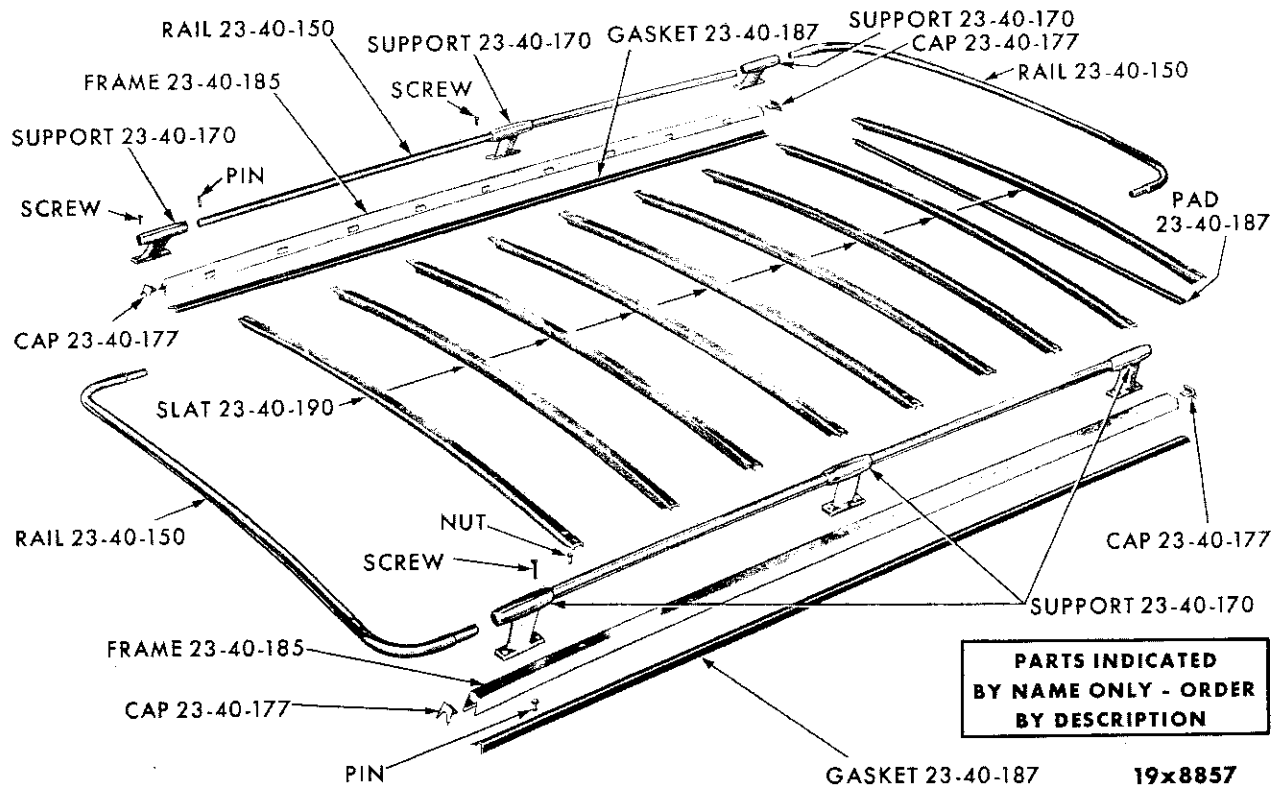
19x9116

**PARTS INDICATED
BY NAME ONLY - ORDER
BY DESCRIPTION**



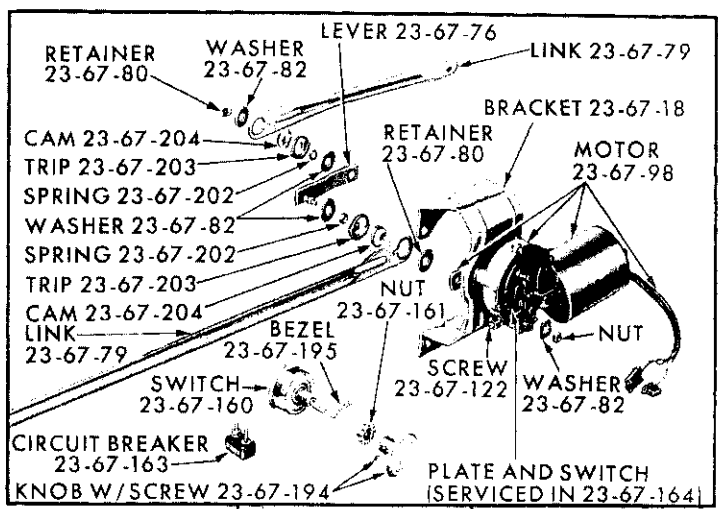
19x9074

ROOF RACK - VALIANT RV1



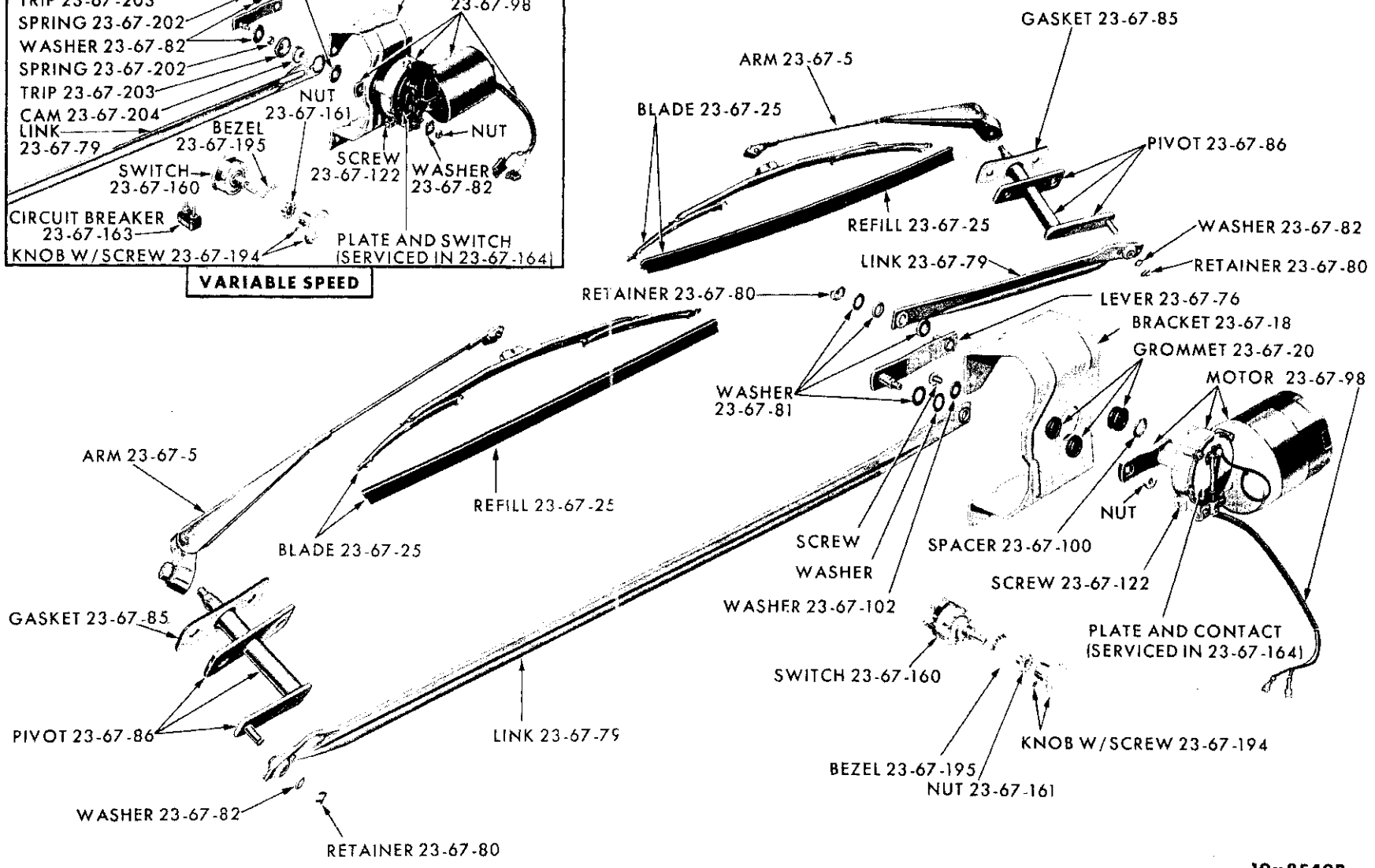
19x8857

ROOF RACK - EXCEPT VALIANT RV1



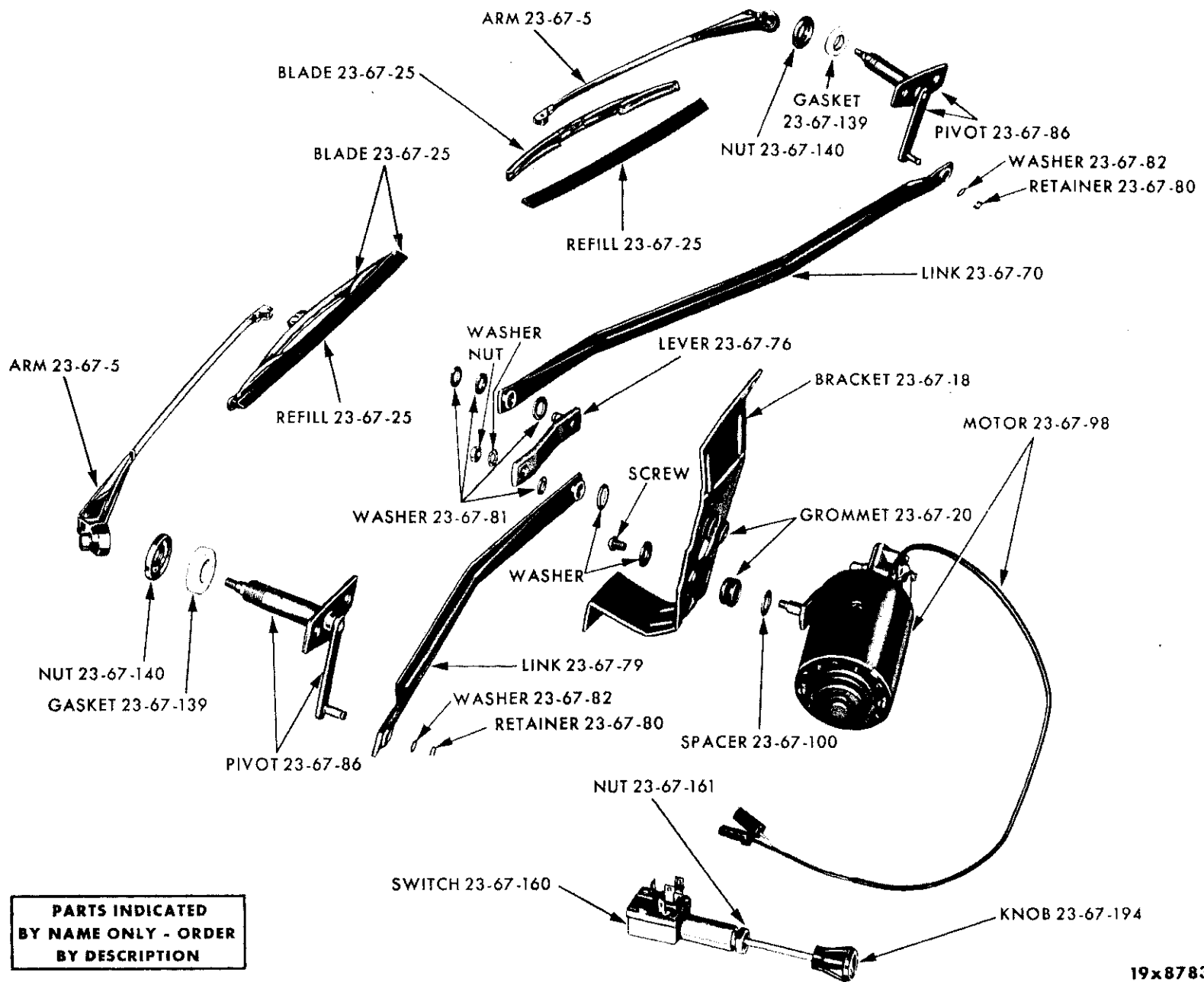
VARIABLE SPEED

PARTS INDICATED BY NAME ONLY - ORDER BY DESCRIPTION



WINDSHIELD WIPER - PLYMOUTH RP1-2, DESOTO RS1 AND CHRYSLER RC1-2-3-4

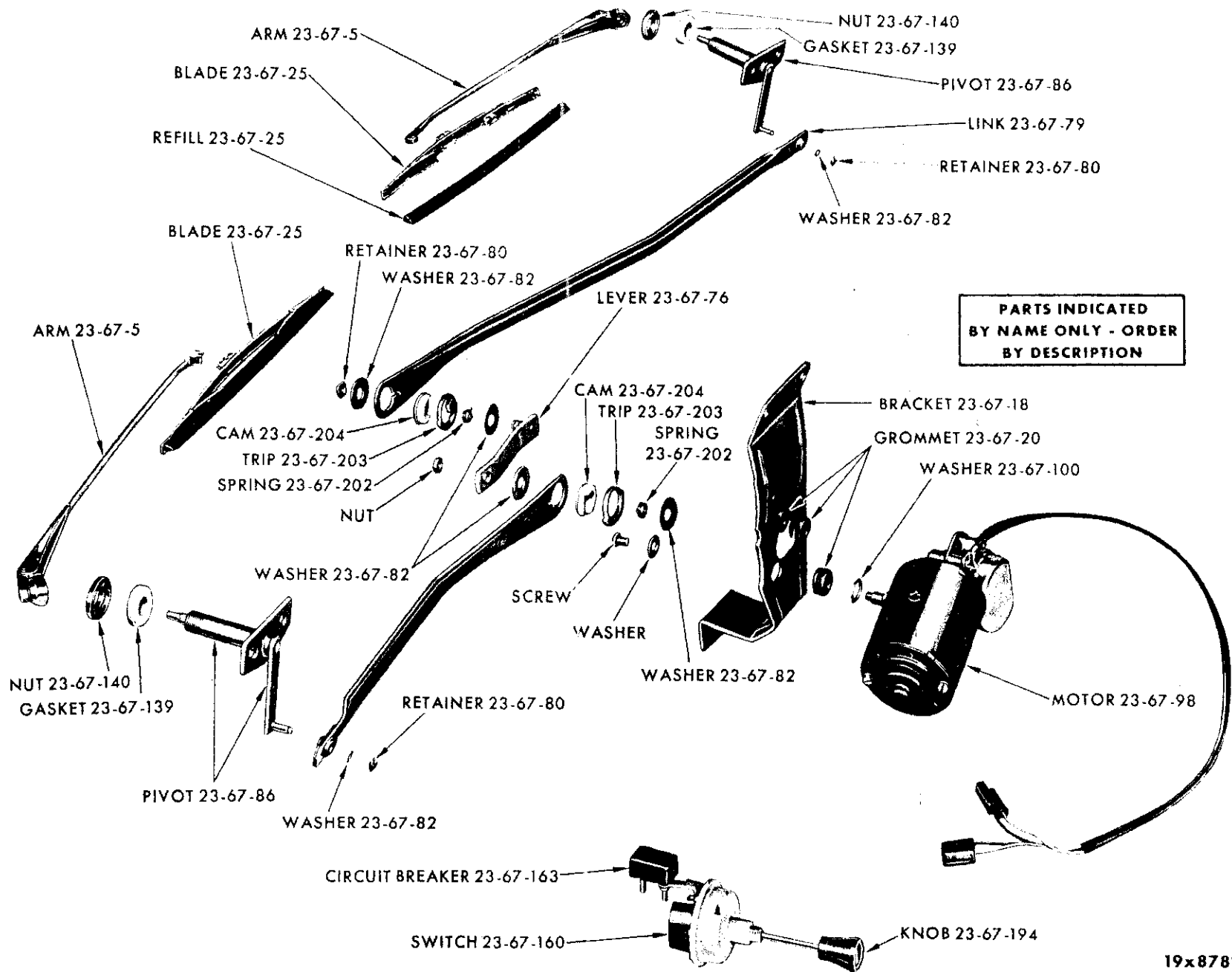
19x8549B



**PARTS INDICATED
BY NAME ONLY - ORDER
BY DESCRIPTION**

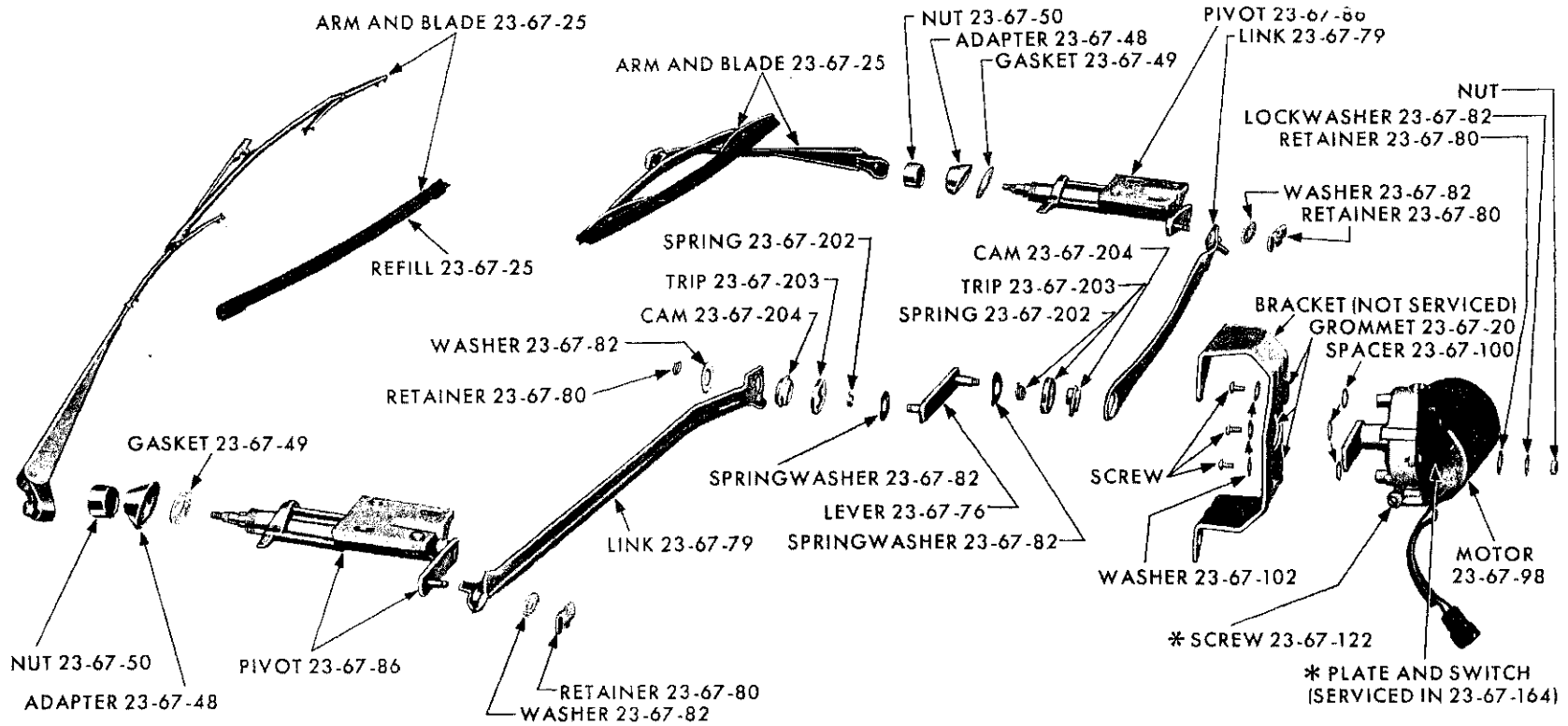
WINDSHIELD WIPER (SINGLE SPEED) - VALIANT RV1

19x8783A



WINDSHIELD WIPER (VARIABLE SPEED) - VALIANT RV1

19x8782A

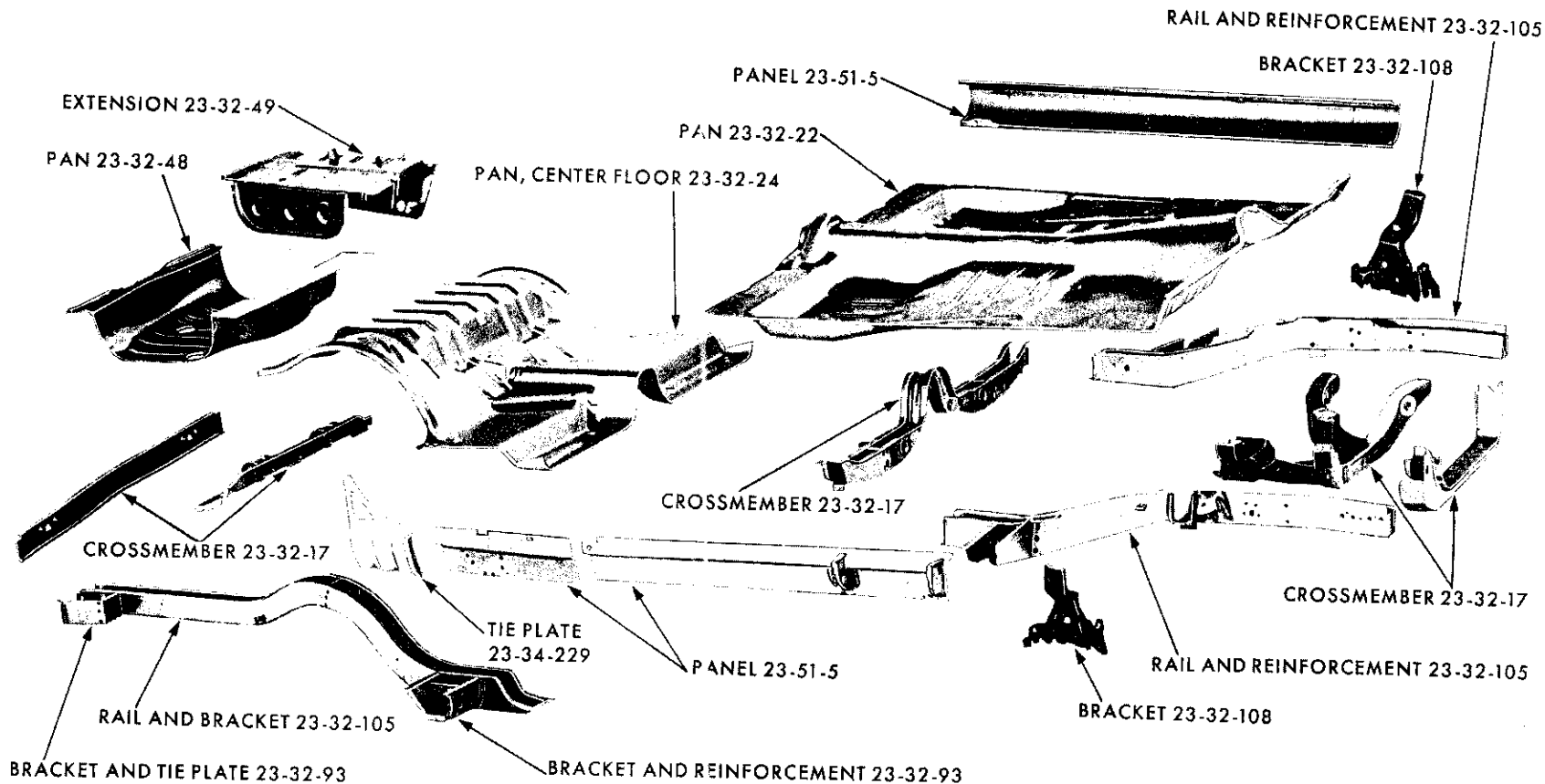


*** ALSO SERVICED IN 23-67-98**

**PARTS INDICATED BY NAME
ONLY ARE STANDARD PARTS
—ORDER BY DESCRIPTION.**

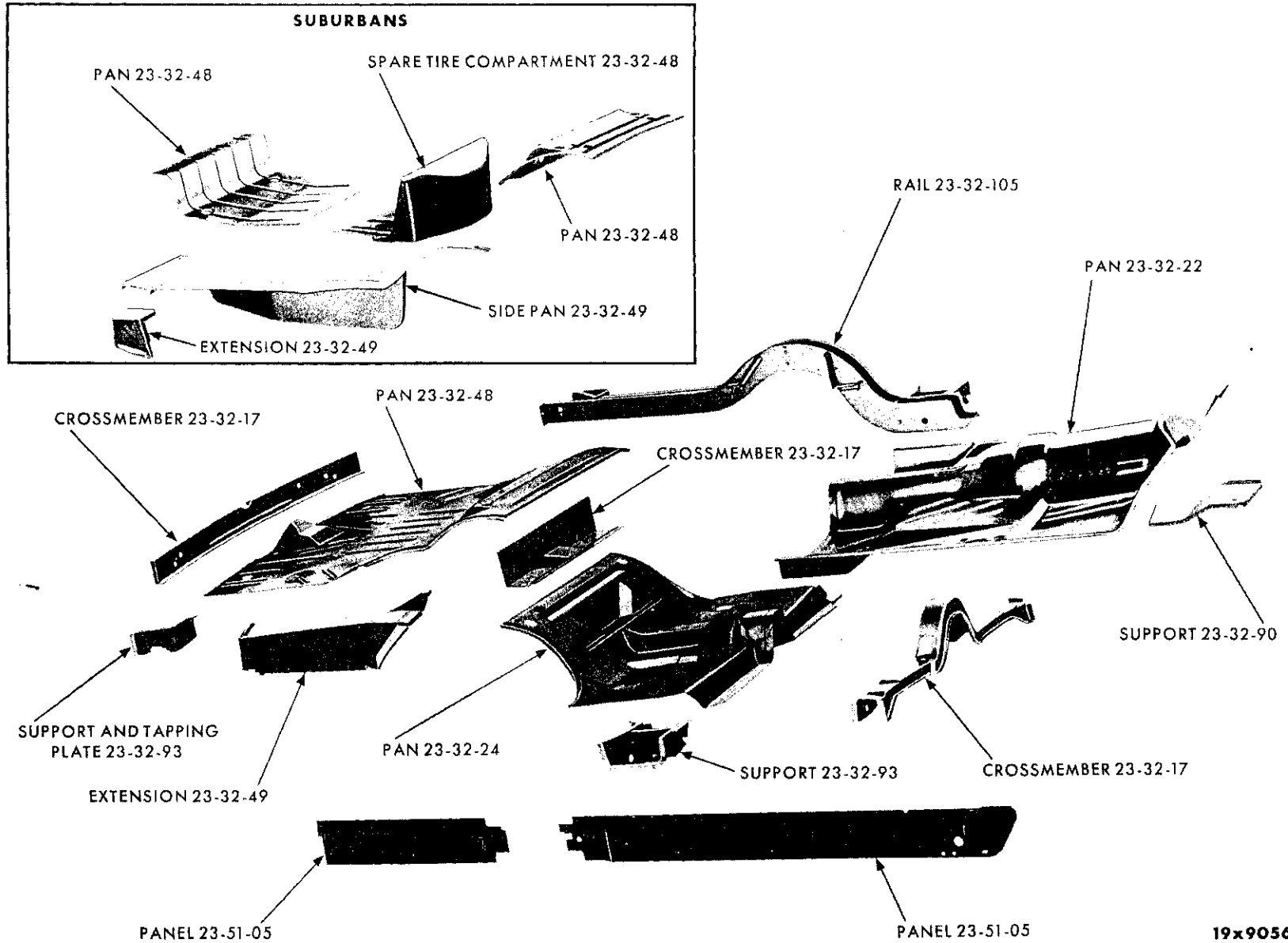
19x8542A

WINDSHIELD WIPER - IMPERIAL RY1



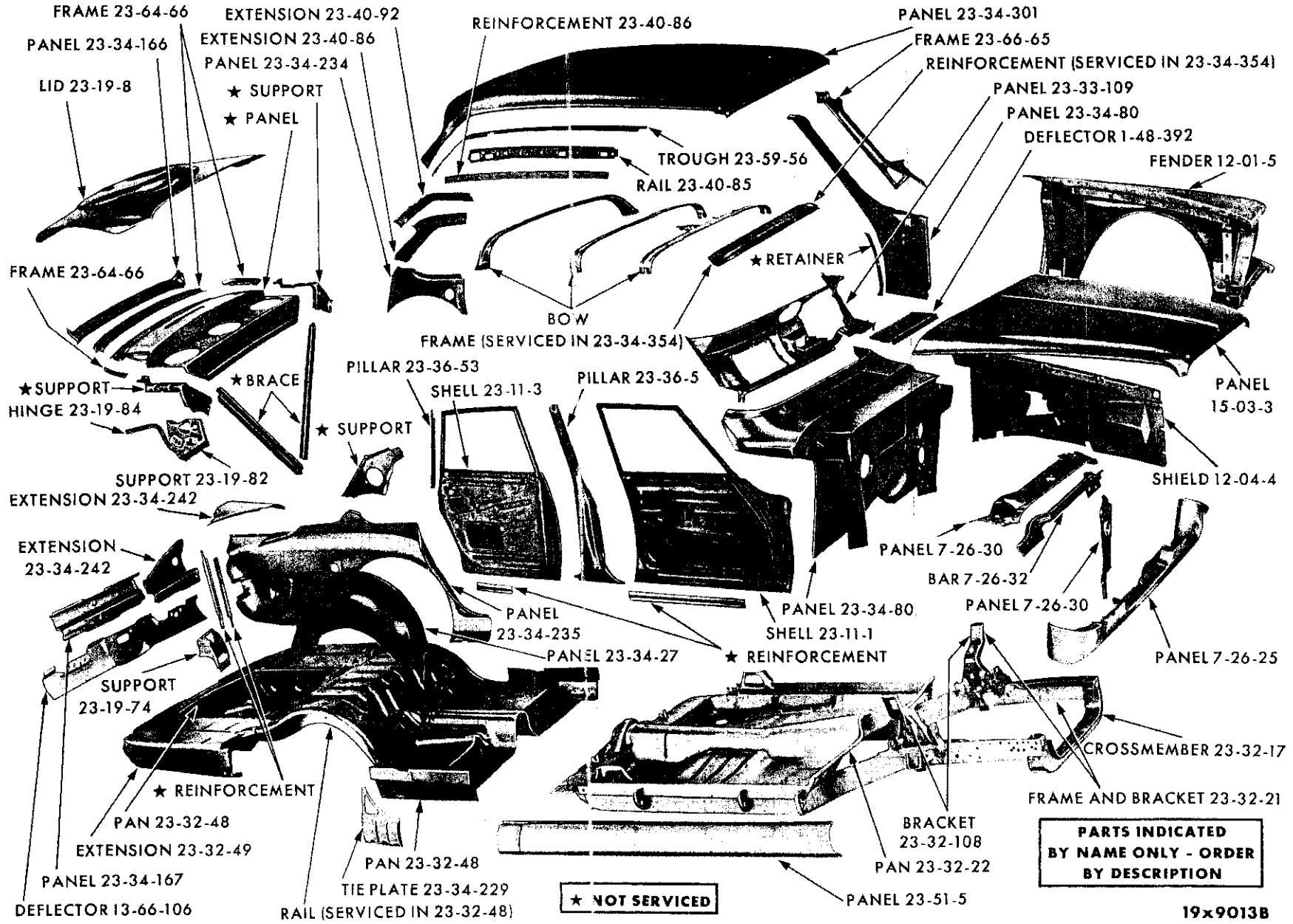
19x9052

UNDERBODY - VALIANT RV1

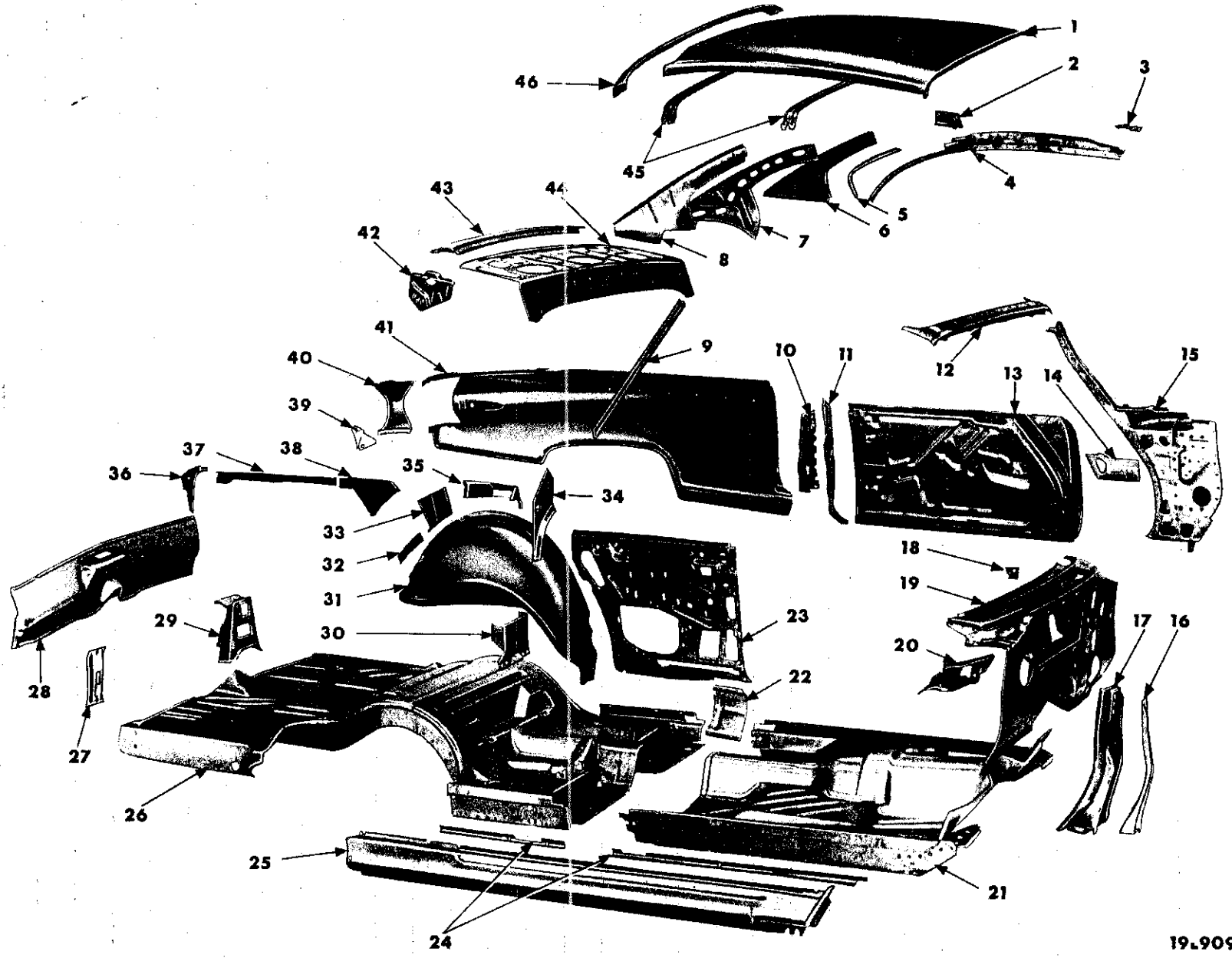


19x9056

UNDERBODY - EXCEPT VALIANT RV1 AND IMPERIAL RY1



BODY - VALIANT RV1



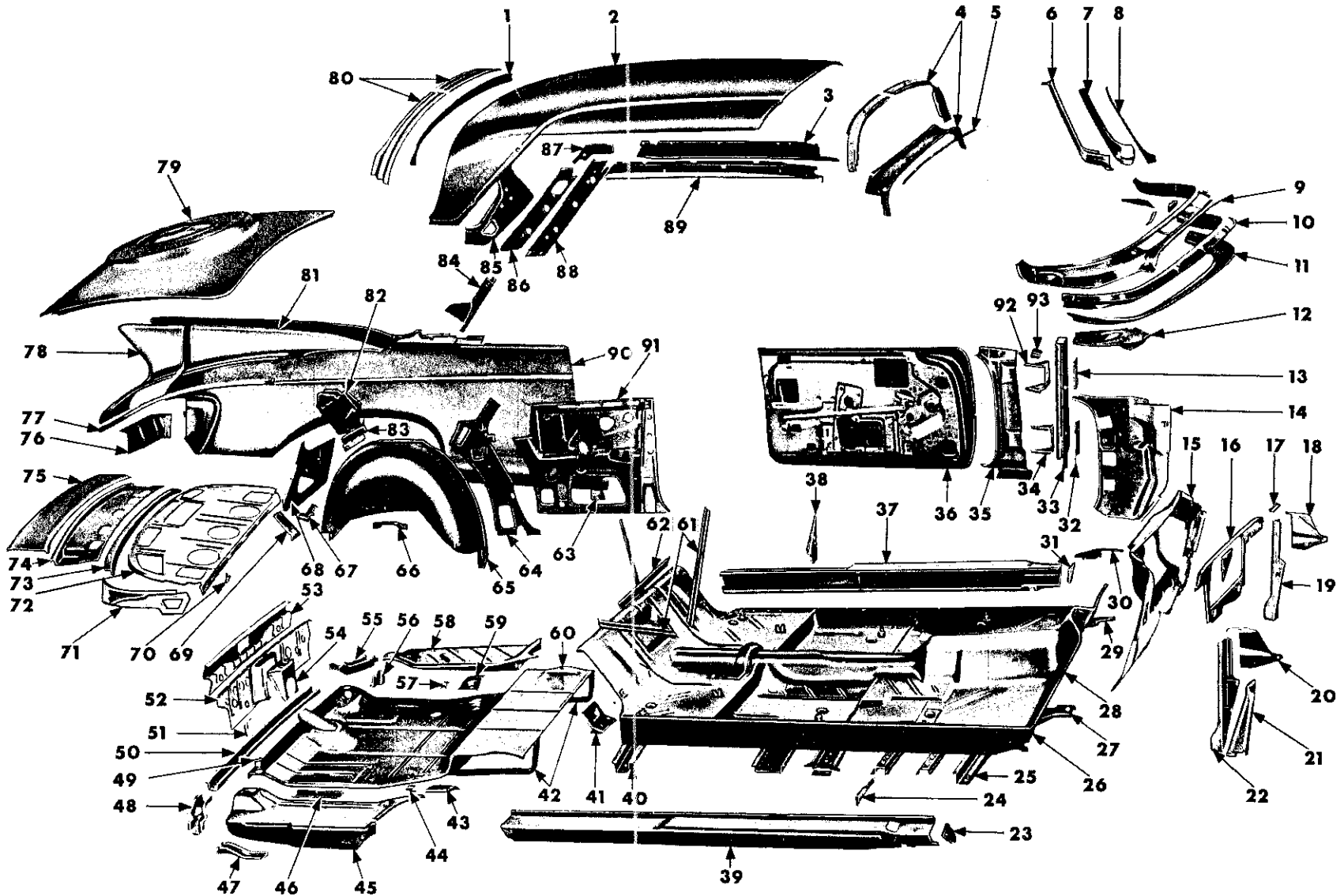
19L9094

BODY - PLYMOUTH RP1-2 SPECIAL CLUB COUPE

BODY - PLYMOUTH RP1-2 SPECIAL CLUB COUPE

Ref. No.	Name	Part Type Code	Ref. No.	Name	Part Type Code
1	Roof Panel	23-34-301	23	Panel	23-34-234
2	Extension	23-64-68	24	Reinforcement	Not Serviced
3	Reinforcement	Not Serviced	25	Panel	23-51-5
4	Rail	23-40-85	26	Rear Floor Pan	23-32-48
5	Trough	23-59-56	27	Support	Not Serviced
6	Extension	23-34-280	28	Panel	23-34-167
7	Gusset	23-64-70	29	Support	23-19-74
8	Brace	23-40-97	30	Bracket	Not Serviced
9	Brace	Not Serviced	31	Wheelhouse Panel	23-32-27
10	Reinforcement (Serviced in 23-36-53)		32	Support	Not Serviced
11	Pillar	23-36-53	33	Support	23-19-82
12	Header and Reinforcement	23-34-354	34	Support	Not Serviced
13	Door Shell	23-11-1	35	Support	Not Serviced
14	Bracket (Serviced in 23-34-80)		36	Brace	Not Serviced
15	Cowl Side Panel	23-34-80	37	Reinforcement	23-34-177
16	Reinforcement (Serviced in 23-34-80)		38	Support	Not Serviced
17	Brace (Serviced in 23-34-80)		39	Brace	Not Serviced
18	Bracket	Not Serviced	40	Panel	23-34-235
19	Dash Panel (Serviced in 23-34-80)		41	Panel	23-34-235
20	Brace (Serviced in 23-34-80)		42	Support	23-19-82
21	Front Floor Pan	23-32-22	43	Panel	23-34-166
22	Tie Plate	Not Serviced	44	Shelf Panel	Not Serviced
			45	Bow	
			46	Frame	23-64-66

PARTS INDICATED BY NAME ONLY - ORDER BY DESCRIPTION

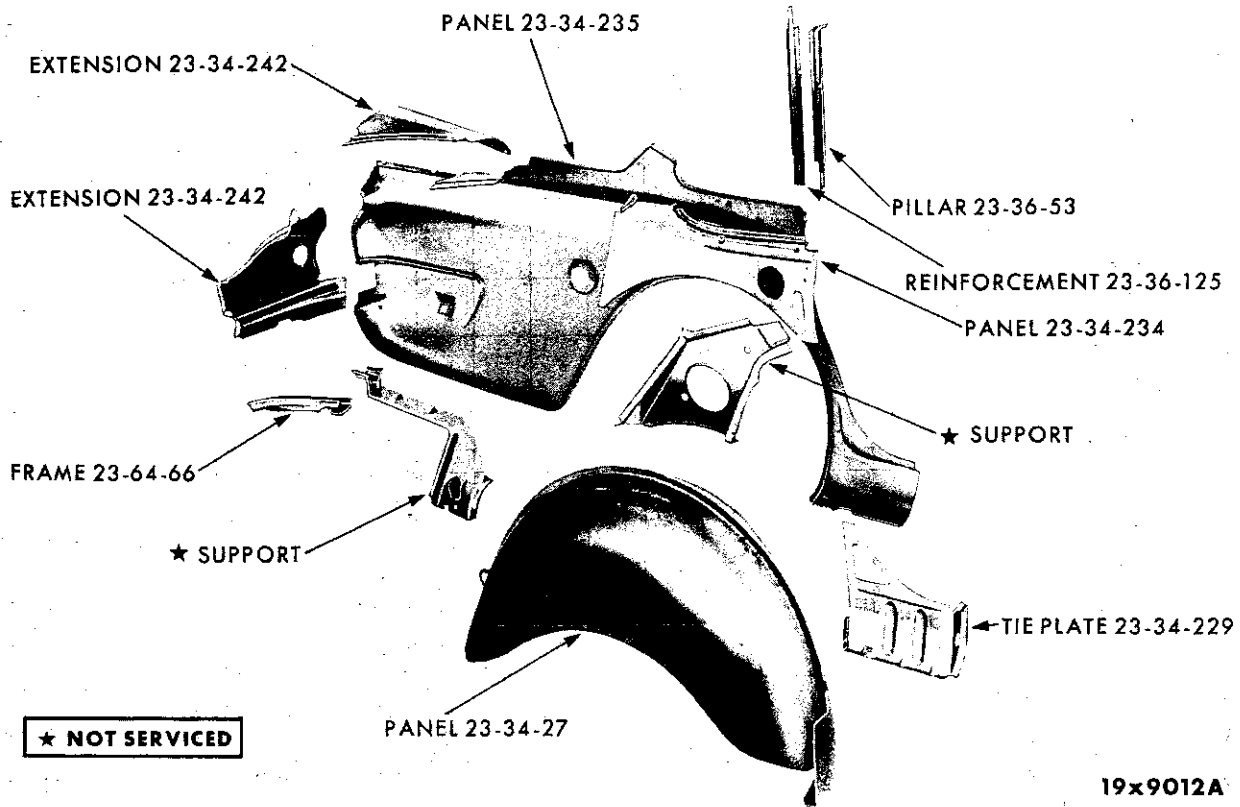


19L9095

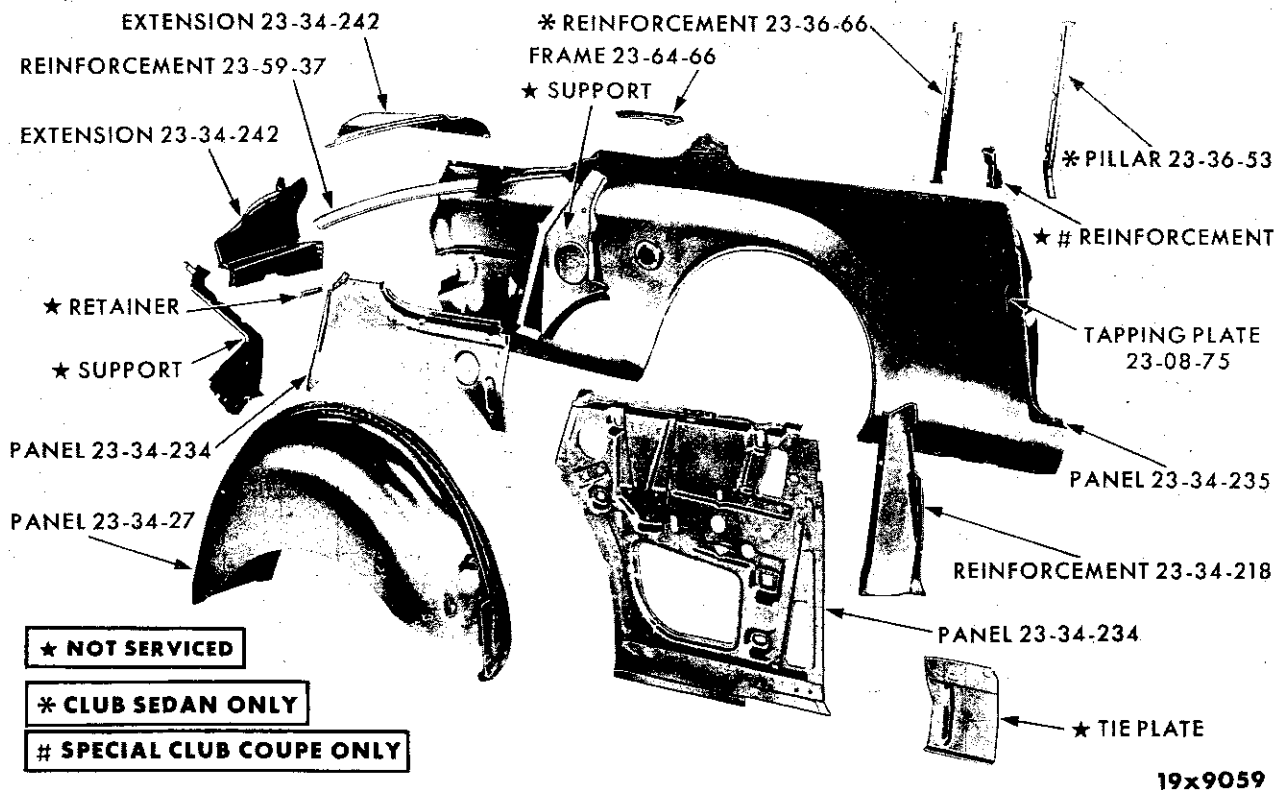
BODY - IMPERIAL RY1 SPECIAL CLUB COUPE

BODY - IMPERIAL RY1 SPECIAL CLUB COUPE

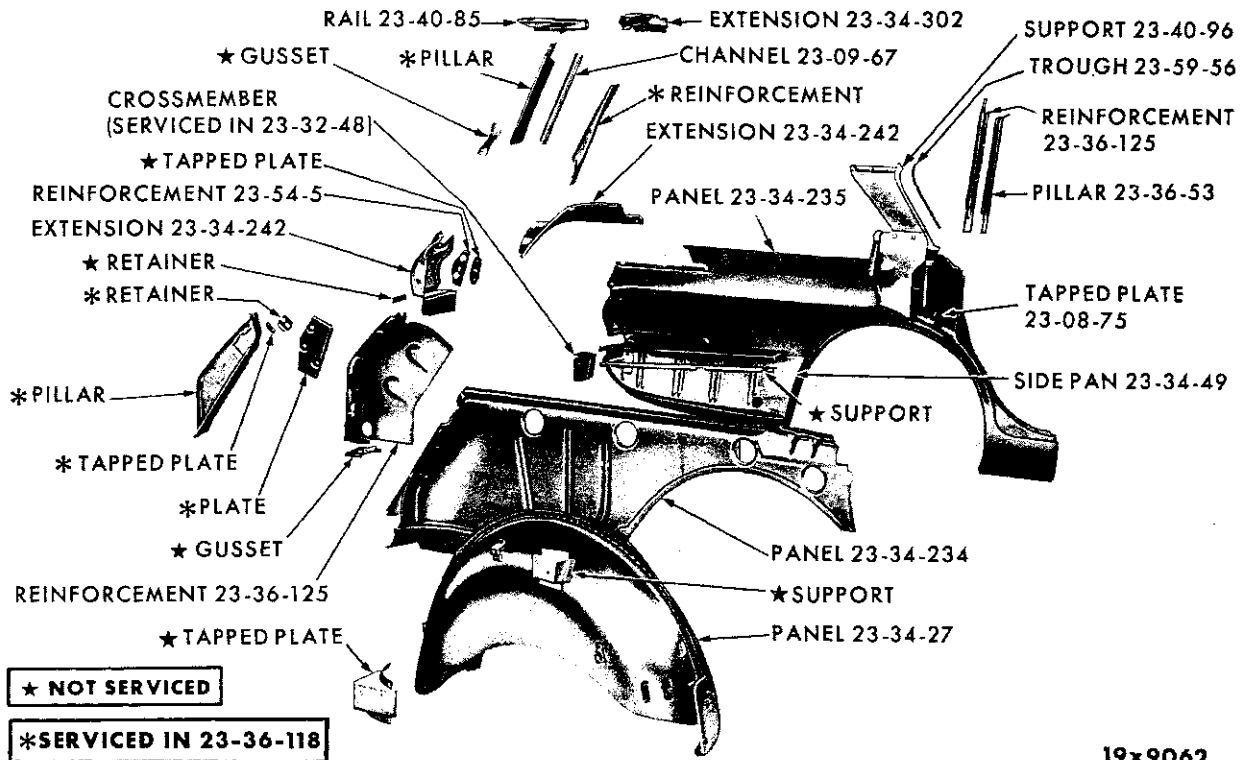
Ref. No.	Name	Part Type Code	Ref. No.	Name	Part Type Code
1	Rear Window Opening Upper Frame.	23-64-66	46	Floor Pan Spare Wheel Bracket Reinforcement	Not Serviced
2	Roof Panel	23-34-301	47	Fuel Tank Rear Floor Pan Reinforcement Extension	Not Serviced
3	Roof Side Rail	23-40-85	48	No. 6 Body Bolt Floor Pan Reinforcement Extension	Not Serviced
4	Windshield Opening Upper Frame (Serviced in 23-34-80)		49	No. 6 Body Bolt Reinforcement to Floor Pan Spacer	23-05-36
5	Windshield Header Trim Retainer (Serviced in 23-34-80)		50	No. 6 Body Bolt Floor Pan Reinforcement	Not Serviced
6	Front Hinge Pillar Extension (Serviced in 23-34-80)		51	Deck Opening Lower Panel Drain Trough Support	Not Serviced
7	Windshield Opening Side Frame (Serviced in 23-34-80)		52	Deck Opening Lower Panel Reinforcement	23-34-179
8	Cowl Top Panel Extension (Serviced in 23-34-80)		53	Deck Opening Lower Panel	23-34-167
9	Cowl Top Panel (Serviced in 23-34-80)		54	Deck Opening Lower Panel Lock Support	23-19-74
10	Windshield Opening Lower Frame (Serviced in 23-34-80)		55	No. 6 Body Bolt Floor Pan Reinforcement	Not Serviced
11	Windshield Opening Lower Frame Reinforcement (Serviced in 23-34-80)		56	Rear Floor Pan Jack Stowage Bracket	Not Serviced
12	Front Pillar to Cowl Side Filler (Serviced in 23-34-80)		57	Spare Wheel Anchor Stud Bracket	Not Serviced
13	Front Pillar Door Hinge Tapping Plate	23-15-13	58	Extension	23-32-49
14	Cowl Side Panel	23-34-80	59	No. 5 Body Bolt Floor Pan Reinforcement	Not Serviced
15	Dash Panel	23-34-110	60	Rear Floor Pan	23-32-48
16	Dash Panel Air Duct Cover	23-34-116	61	Shelf Panel to Floor Brace	Not Serviced
17	Cowl Top Panel Hood Seal Support (Serviced in 23-34-80)		62	Shelf Panel to Floor Center Brace Support	Not Serviced
18	Hood Hinge Support and Clinch Nut (Serviced in 23-34-80)		63	Quarter Window Lower Stop Support	23-64-12
19	Dash Panel No. 1 & 1A Body Bolt Brace and C/Nut	23-34-122	64	Quarter Inside Panel to Wheelhouse Reinforcement	23-34-249
20	Hood Hinge Support and Clinch Nut (Serviced in 23-34-80)		65	Panel	23-34-27
21	Dash Panel No. 1 & 1A Body Bolt Brace and Clinch Nut Reinforcement	23-34-126	66	Deck Lid Hinge Support to Wheelhouse Bracket	23-19-76
22	Dash Panel No. 1 & 1A Body Bolt Brace and Clinch Nut	23-34-122	67	Wheelhouse Jack Stowage Bracket Support	Not Serviced
23	Body Side Sill Front End Cover	23-51-43	68	Shelf Panel to Wheelhouse Gusset	Not Serviced
24	Body Floor Seat Track Reinforcement	Not Serviced	69	Rear Seat Back Hanger	Not Serviced
25	Floor Pan Reinforcement	Not Serviced	70	Belt Side Bar	23-51-41
26	Body Side Inner Sill	23-51-5	71	Shelf Panel	Not Serviced
27	No. 1 & 2 Body Bolt Strainer	Not Serviced	72	Belt Center Bar (Serviced in 23-34-166)	
28	Front Floor Pan	Not Serviced	73	Deck Opening Upper Panel Reinforcement (Serviced in 23-34-166)	
29	No. 1 & No. 2 Body Bolt Strainer	Not Serviced	74	Deck Opening Upper Panel	23-34-166
30	Dash Panel Hood Hinge Support to Front Cowl Filler Reinforcement	Not Serviced	75	Extension	23-34-176
31	Body Side Sill End Cover	23-51-43	76	Reinforcement	23-59-37
32	Front Pillar Door Hinge Tapping Plate	23-15-13	77	Panel	23-34-233
33	Front Pillar Front Half (Serviced in 23-34-80)		78	Deck Lid	23-19-8
34	Front Pillar Lower Hinge Reinforcement (Serviced in 23-34-80)		79	Rear Window Upper Frame Reinforcement	23-64-67
35	Front Pillar Rear Half (Serviced in 23-34-80)		80	Panel	23-34-233
36	Door Shell	23-11-1	81	Deck Lid Hinge Body Bracket Support	23-19-82
37	Body Side Sill Outer Panel	23-51-5	82	Deck Lid Hinge Support to Wheelhouse Bracket	Not Serviced
38	Quarter Inside Panel to Seat Riser Brace	Not Serviced	83	Roof Side Rail Extension	23-40-92
39	Body Side Outer Sill	23-51-5	84	Rear Window Side Frame	23-64-66
40	Body Floor Pan Reinforcement	Not Serviced	85	Roof Side Rear Outer Rail	23-40-85
41	Axle Drive Pinion Carrier Bumper Reinforcement	Not Serviced	86	Gusset	Not Serviced
42	Fuel Tank Rear Floor Pan Reinforcement	Not Serviced	87	Roof Side Rear Inner Rail	23-40-85
43	No. 5 Body Bolt Floor Pan Reinforcement	Not Serviced	88	Roof Side Rail	23-40-85
44	Fuel Tank Hanger	Not Serviced	89	Quarter Panel	23-34-235
45	Rear Floor Pan Side Extension	23-32-49	90	Quarter Inner Panel	23-34-234
			91	Front Pillar Upper Hinge Reinforcement (Serviced in 23-34-80)	
			92	Windshield Opening Lower Frame to Upper Strg. Column Bracket (Serviced in 23-34-80)	
			93		



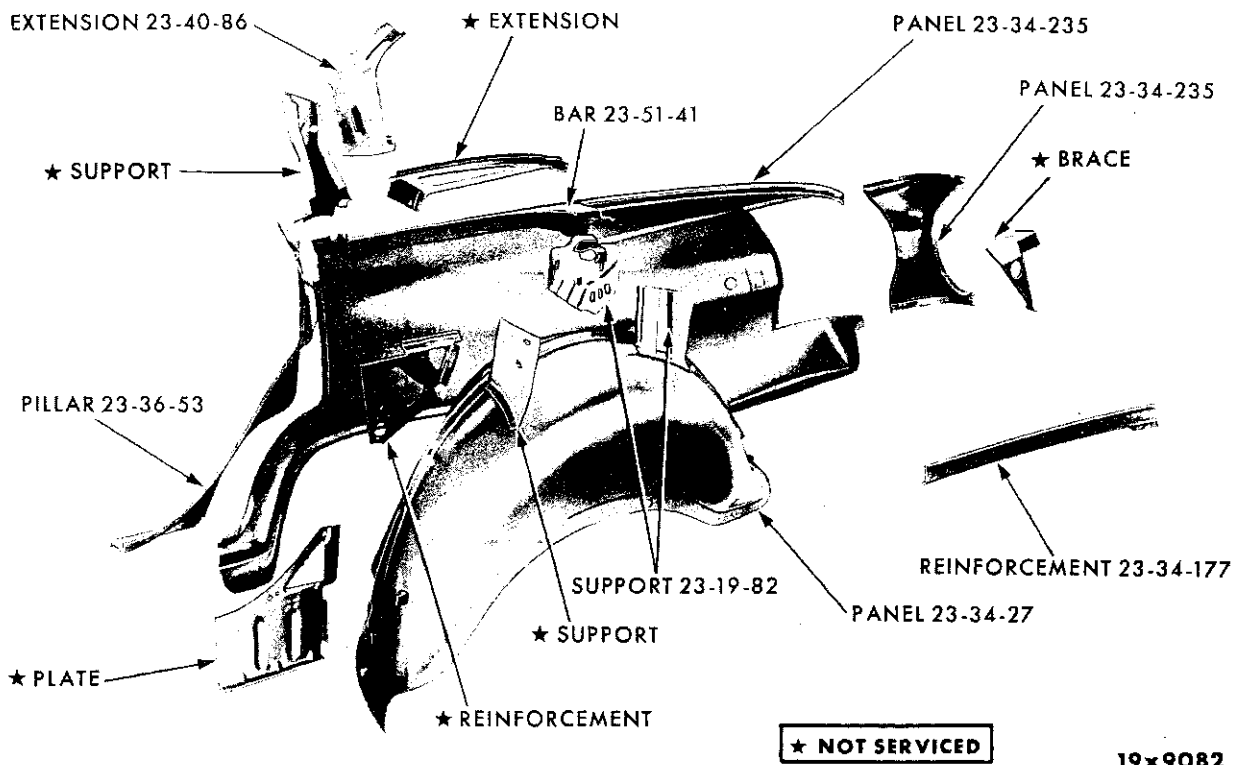
REAR QUARTER PANEL - VALIANT RV1 4 DOOR SEDAN



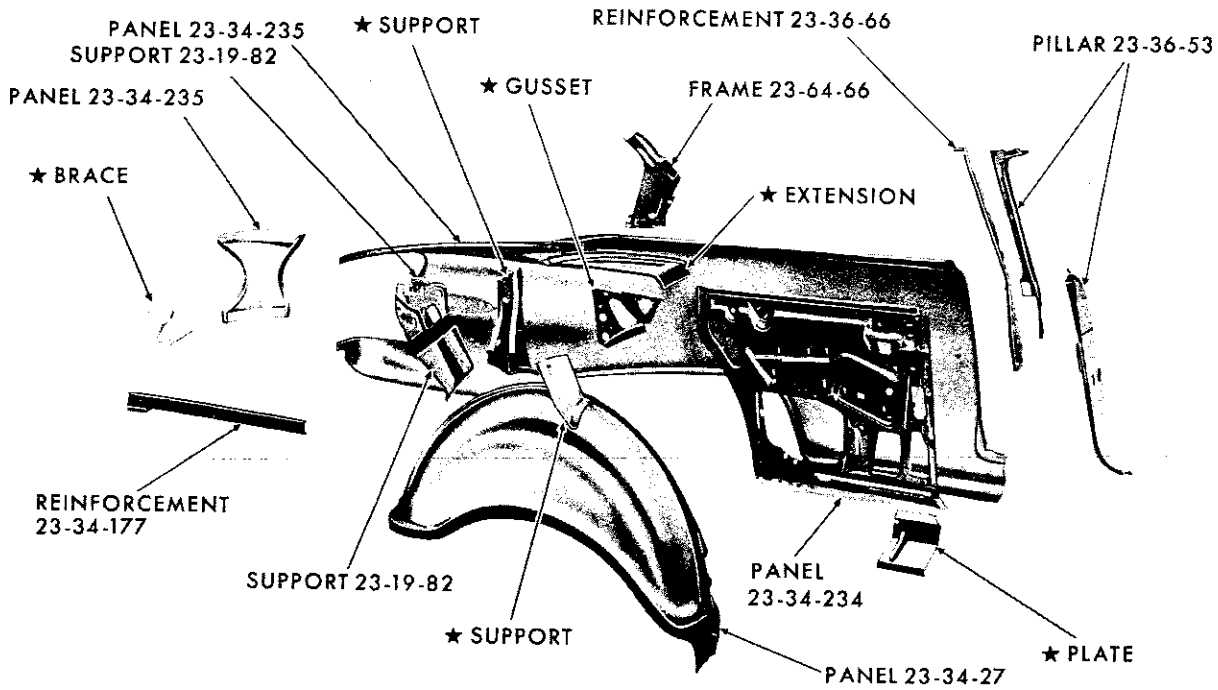
REAR QUARTER PANEL - VALIANT RV1 CLUB SEDAN AND SPECIAL CLUB COUPE



REAR QUARTER PANEL - VALIANT RV1 4 DOOR SUBURBAN



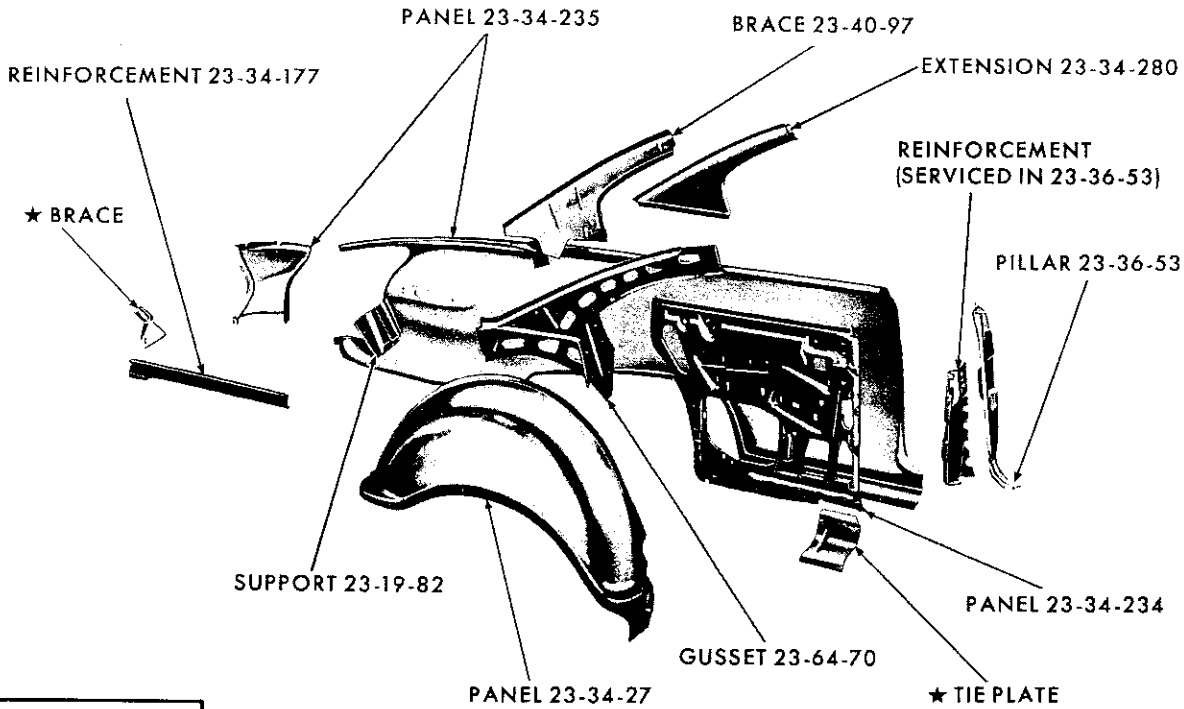
REAR QUARTER PANEL - PLYMOUTH RP1-2 4 DOOR SEDAN AND SPECIAL 4 DOOR SEDAN



★ NOT SERVICED

19x9081

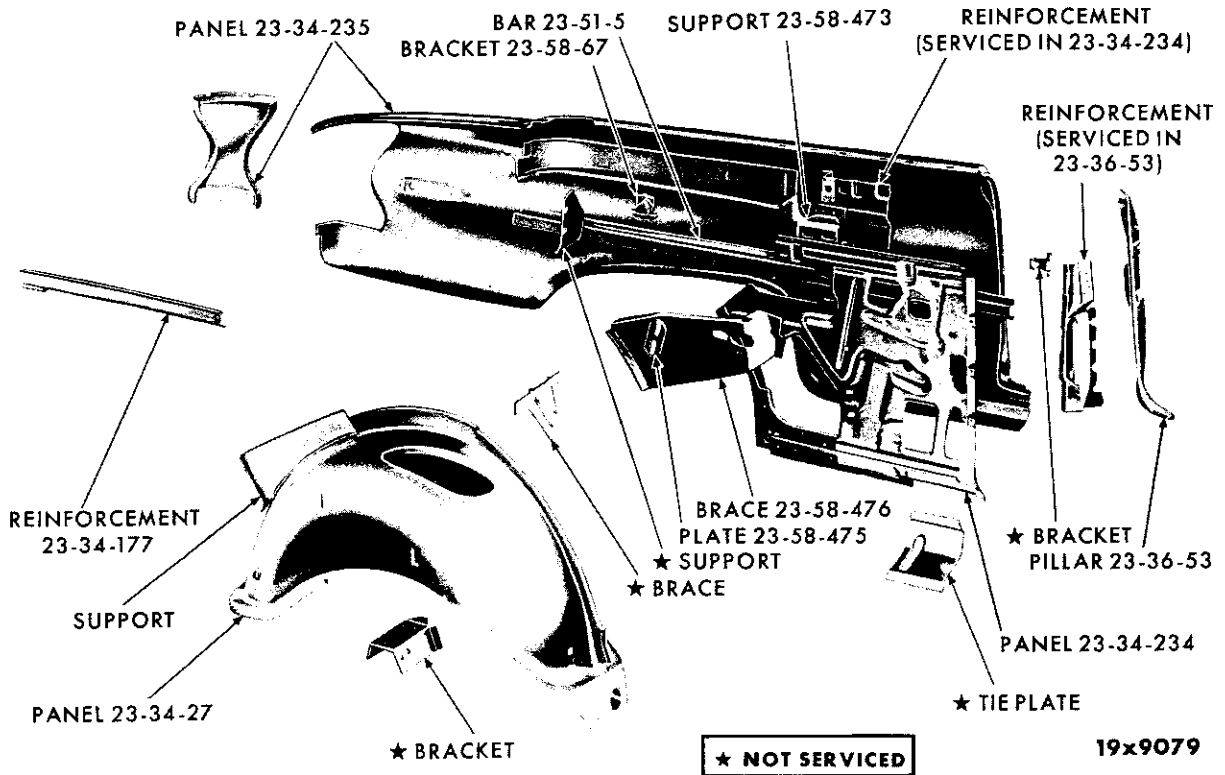
REAR QUARTER PANEL - PLYMOUTH RP1-2 CLUB SEDAN



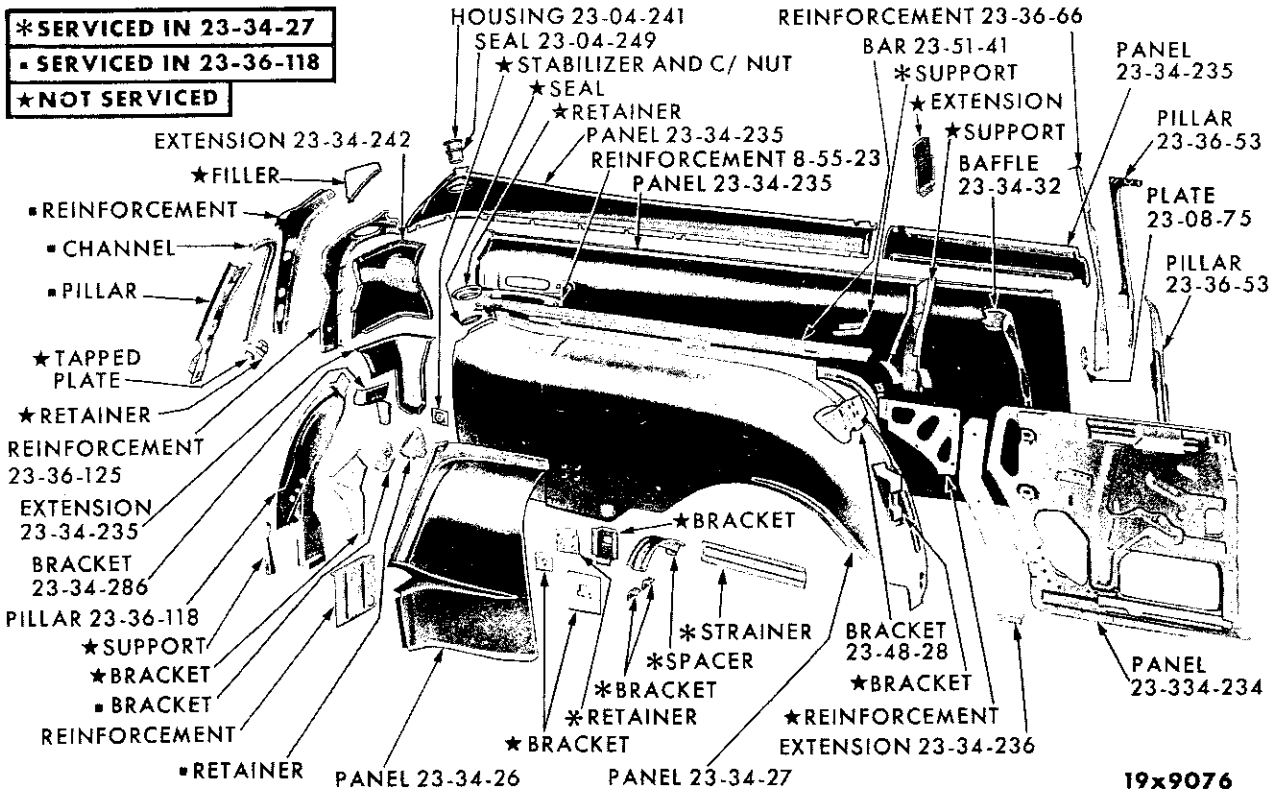
★ NOT SERVICED

19x9080

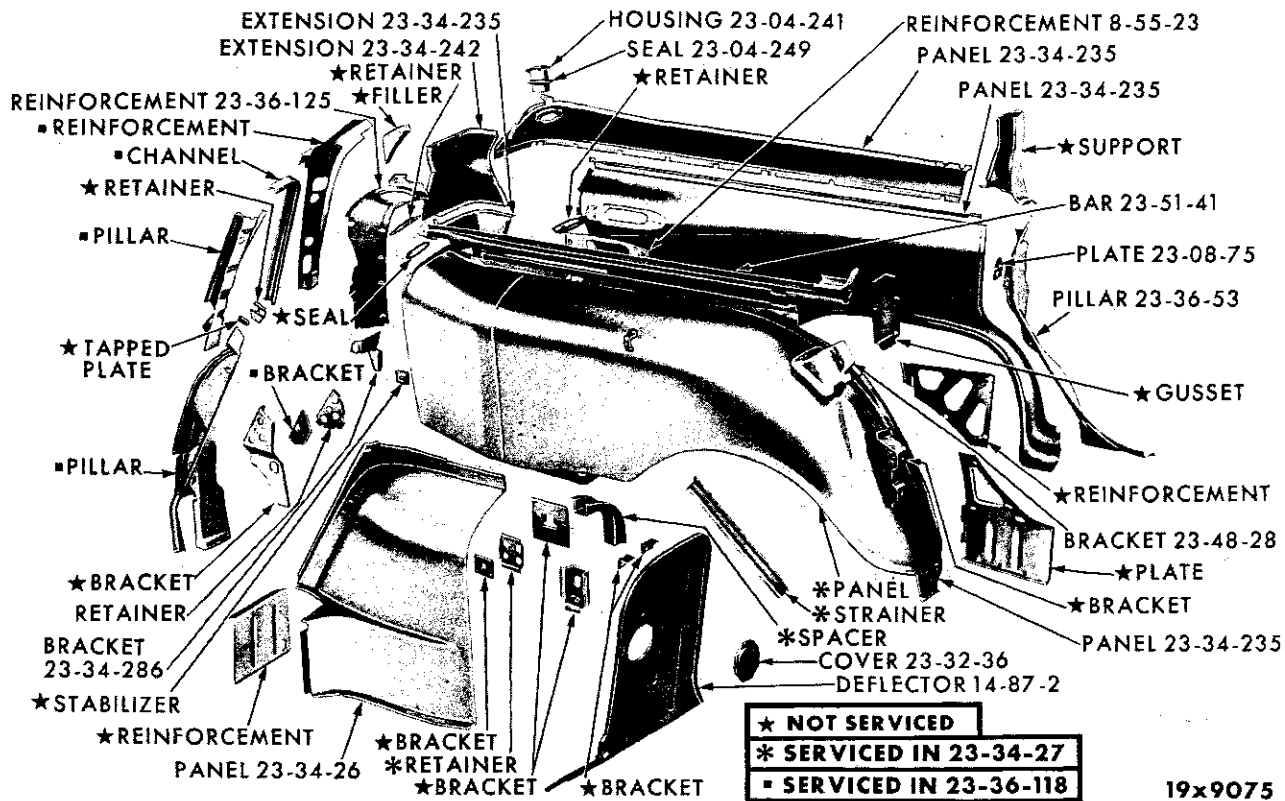
REAR QUARTER PANEL - PLYMOUTH RP1-2 SPECIAL CLUB COUPE



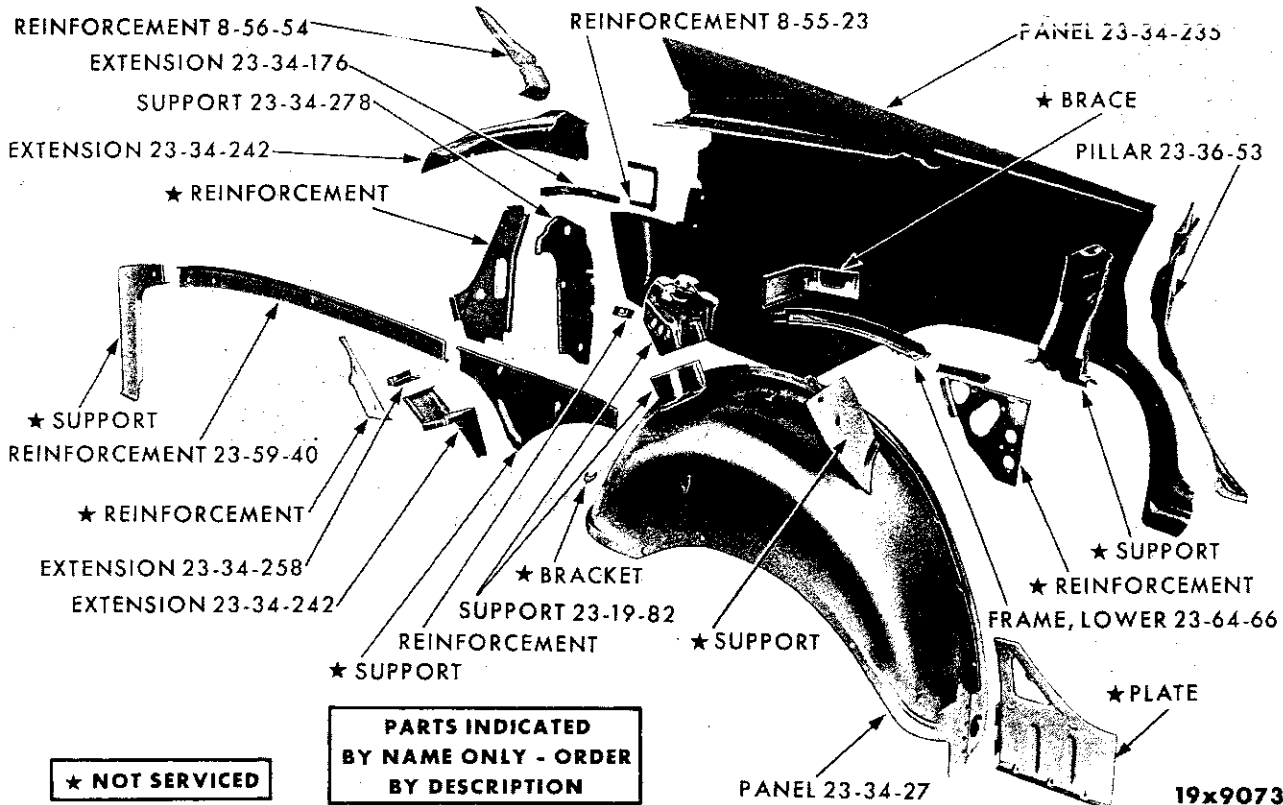
REAR QUARTER PANEL - PLYMOUTH RP1-2 CONVERTIBLE COUPE



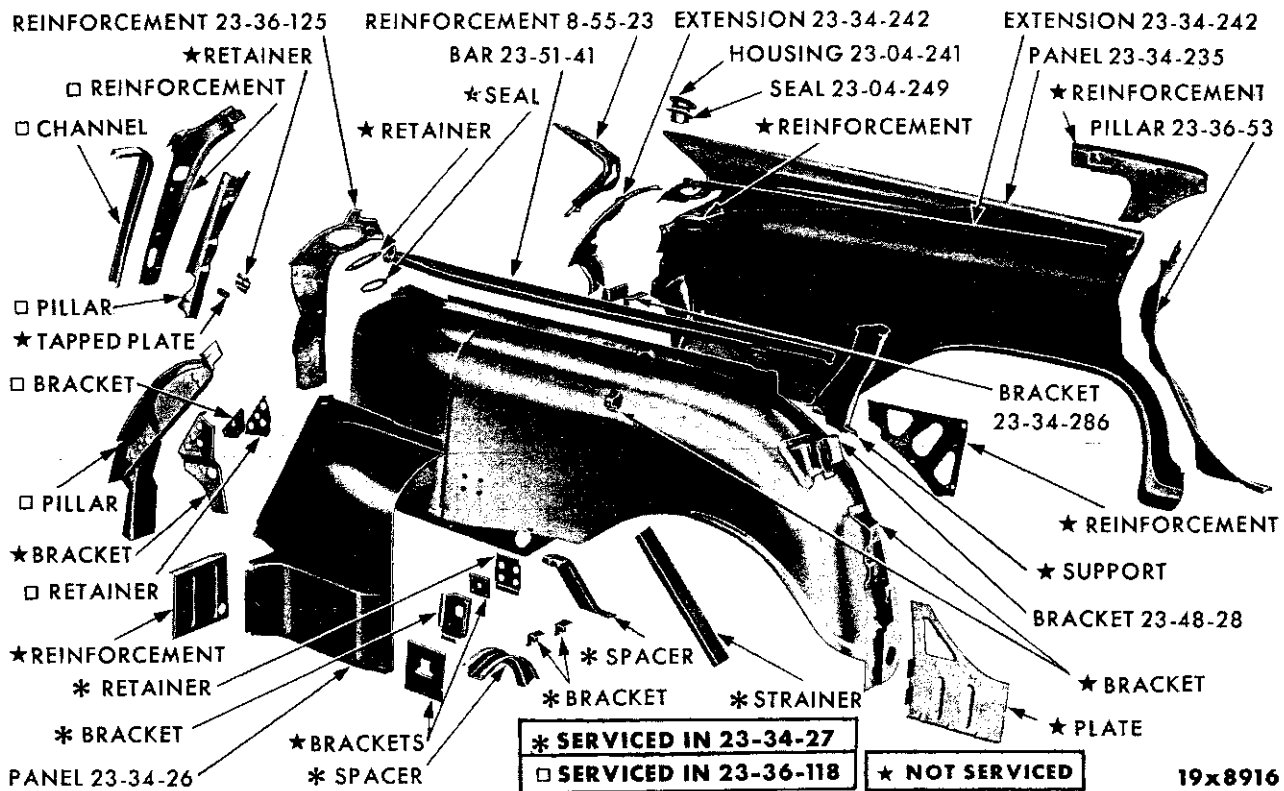
REAR QUARTER PANEL - PLYMOUTH RP1-2 2 DOOR SUBURBAN



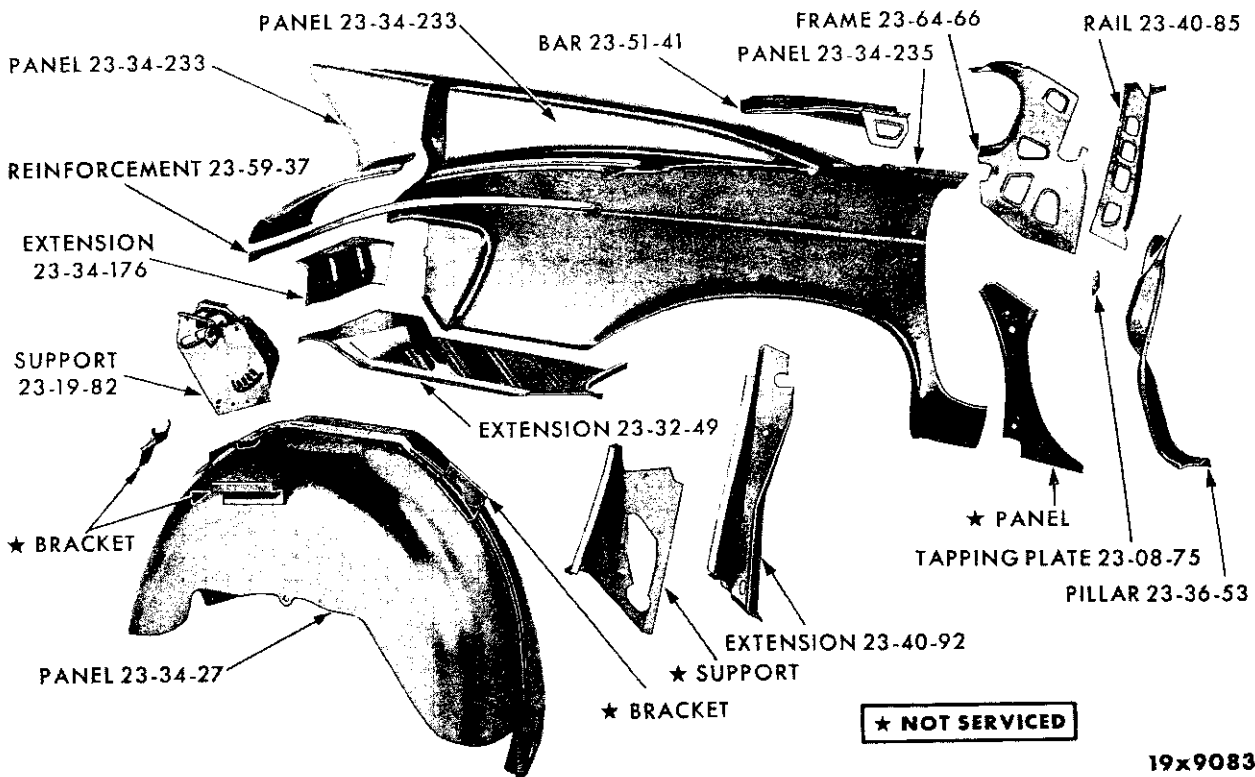
REAR QUARTER PANEL - PLYMOUTH RP1-2 4 DOOR SUBURBAN



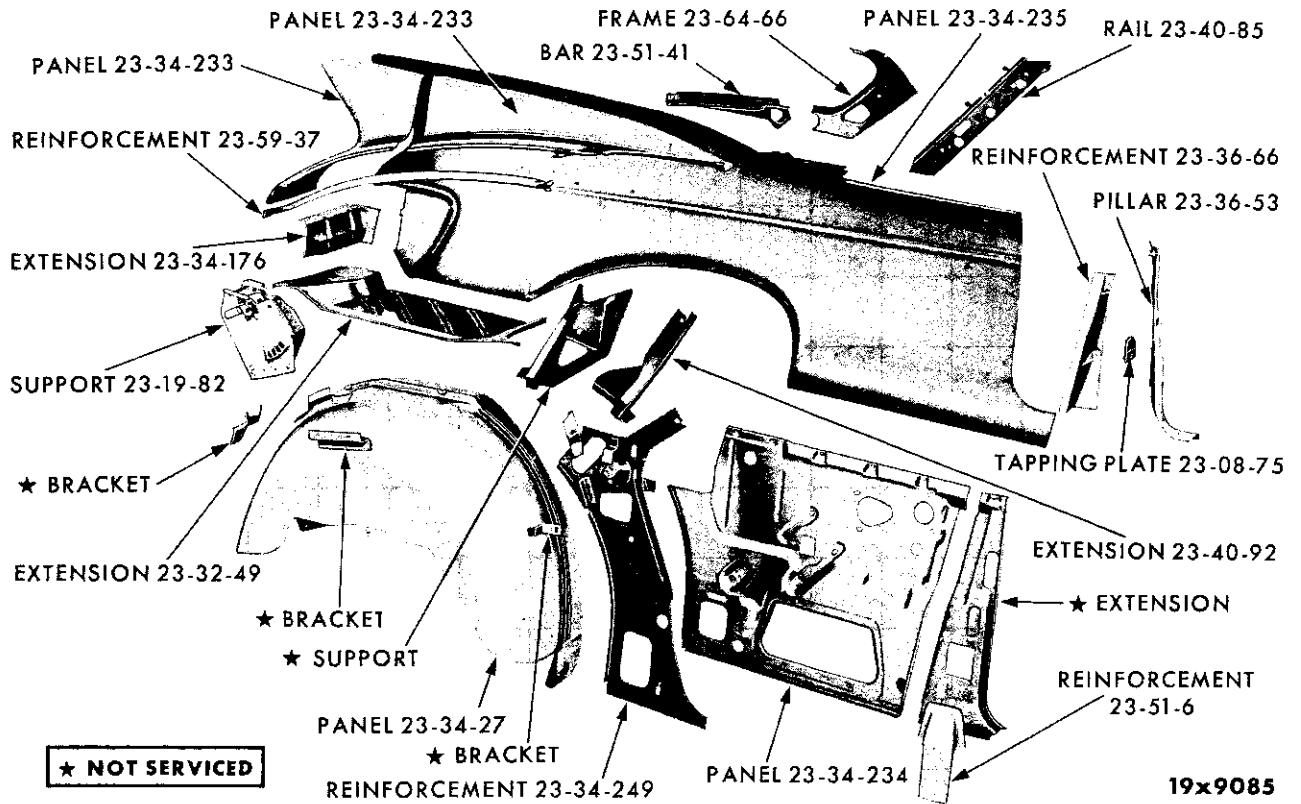
REAR QUARTER PANEL - CHRYSLER RC1-2-3 4 DOOR SEDAN



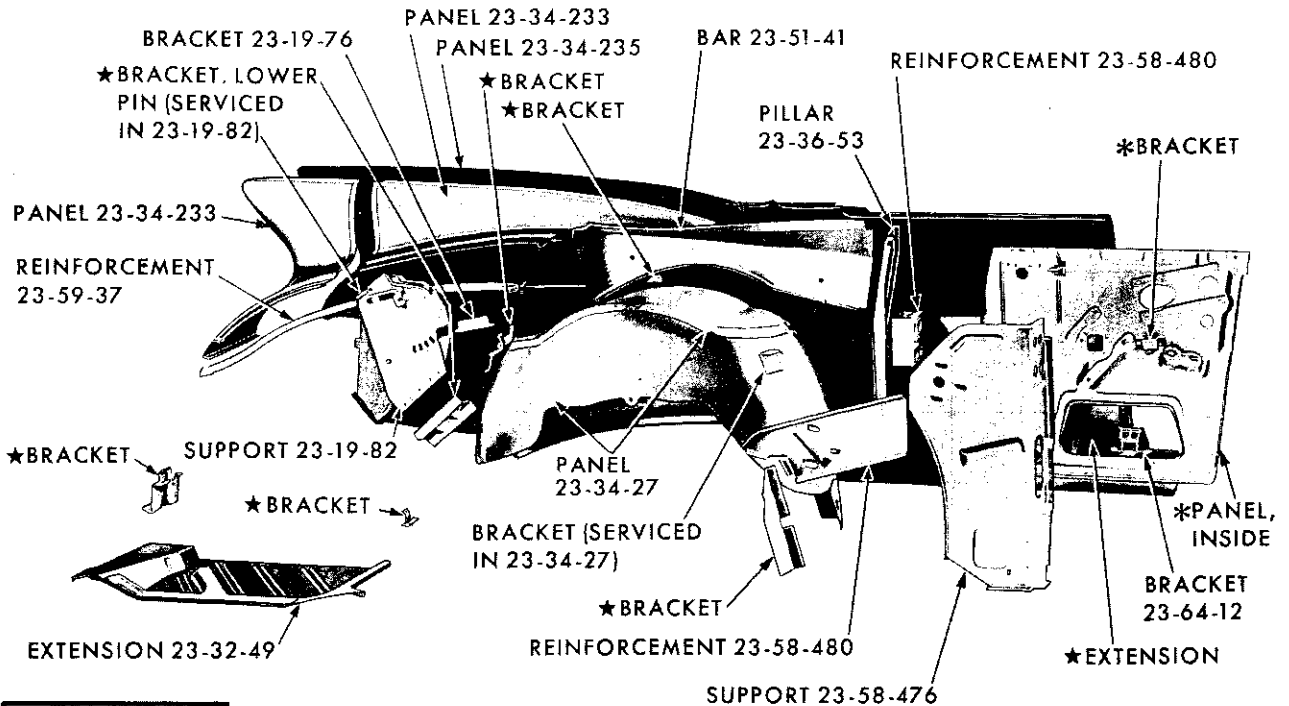
REAR QUARTER PANEL - CHRYSLER RC1-3 SPECIAL 4 DOOR SUBURBAN



REAR QUARTER PANEL - IMPERIAL RY1 SPECIAL 4 DOOR SEDAN

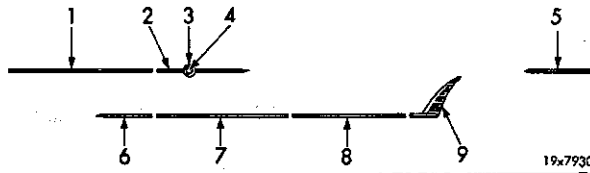


REAR QUARTER PANEL - IMPERIAL RY1 SPECIAL CLUB COUPE



REAR QUARTER PANEL - IMPERIAL RY1 CONVERTIBLE COUPE

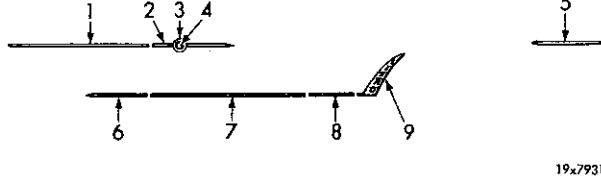
1961 VALIANT MOULDINGS for 4 Door Sedans and 4 Door Suburbans



REF. NO.	PART NUMBER	DESCRIPTION
----------	-------------	-------------

1	2240 858-9	MOULDING PACKAGE, Front Fender Upper
	10-6000 949	Clip
	2-6000 951	Clip
	2-120 361	Nut
2	2240 763-4	MOULDING PACKAGE, Front Door Upper
	4-6000 949	Clip
	2-6000 950	Clip
3	2240 765-6	MEDALLION PACKAGE, Front Door
	2-6000 808	Clip
4	2-2240 814	INSERT PACKAGE, Front Door Medallion
5	2196 602-3	MOULDING PACKAGE, Quarter Panel Top
	6-6017 008	Clip and Bolt
	6-151 497	Nut and Washer
6	*2196 612-3	MOULDING PACKAGE, Front Fender Lower
	4-6000 818	Clip
7	2-2196 618	MOULDING PACKAGE, Front Door Lower
	18-6017 007	Clip
8	2275 041-2	MOULDING PACKAGE, Rear Door Front
	6-6017 007	Clip
9	2240 864-5	MOULDING PACKAGE, Rear Door Rear
	2-6000 808	Clip
	2-154 987	Screw

1961 VALIANT MOULDINGS for Special Club Coupes and Club Sedans



REF. NO.	PART NUMBER	DESCRIPTION
----------	-------------	-------------

NOTE: Club Sedan has one Moulding, No. 5

1	2240 858-9	MOULDING PACKAGE, Front Fender Upper
	10-6000 949	Clip
	2-6000 951	Clip
	2-120 361	Nut
2	2240 763-4	MOULDING PACKAGE, Front Door Upper
	4-6000 949	Clip
	2-6000 950	Clip

REF. NO.	PART NUMBER	DESCRIPTION
3	2240 765-6	MEDALLION PACKAGE, Door
	2-6000 808	Clip
4	2-2240 814	INSERT PACKAGE, Door Medallion
5	2196 602-3	MOULDING PACKAGE, Quarter Panel Top
	2-6017 008	Clip and Bolt
	2-151 497	Nut and Washer
6	2196 612-3	MOULDING PACKAGE, Front Fender Lower
	4-6017 007	Clip
	2-6010 002	Clip
	2-151 497	Nut
7	2-2275 043	MOULDING PACKAGE, Door Lower
	12-6017 007	Clip
8	2275 195-6	MOULDING PACKAGE, Quarter Panel Lower Front
	4-6000 941	Clip
9	2240 852-3	MOULDING PACKAGE, Quarter Panel Lower Rear
	4-6000 808	Clip

1961 PLYMOUTH Savoy MOULDINGS for 4 Door Sedans and 4 Door Suburbans



REF. NO.	PART NUMBER	DESCRIPTION
1	2275 111-2	MOULDING PACKAGE, Front Fender
	14-6000 822	Clip
	2-151 497	Nut
2	2275 115-6	COVER PACKAGE, Front Fender Moulding
	8-128 151	Screw
3	2275 123-4	MOULDING PACKAGE, Front Fender Lower
	6-6013 114	Nut
4	2240 788-9	MOULDING PACKAGE, Rear Door Front, 4 D.
	2275 109-10	MOULDING PACKAGE, Rear Door Front, Sub.
	6-6000 822	Clip
5	2240 790-1	MOULDING PACKAGE, Rear Door Rear
	2-6000 819	Retainer
	2-155 044	Screw
6	2240 792-3	MOULDING PACKAGE, Quarter Panel, 4 D.
	6-6000 822	Clip and Seal
	8-6000 820	Clip and Seal
	4-6000 863	Clip and Bolt
	4-151 497	Nut
	2275 065-6	MOULDING PACKAGE, Quarter Panel, Sub.
	16-6000 822	Clip
	2-6000 820	Clip

★ Indicates use as required.

⊠ Indicates parts not listed in any previous parts book.

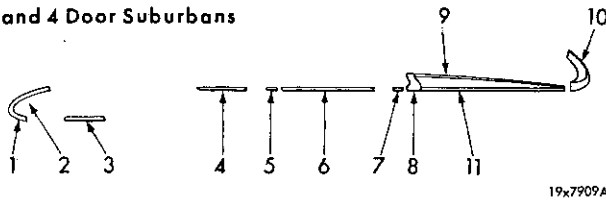
* Indicates change or addition.

1961 PLYMOUTH Savoy MOULDINGS for Club Sedans and 2 Door Suburbans



REF. NO.	PART NUMBER	DESCRIPTION
1	2275 111-2	MOULDING PACKAGE, Front Fender
	14-6000 822	Clip
	2-151 497	Nut
2	2275 115-6	COVER PACKAGE, Front Fender Moulding
	8-128 151	Screw
3	2275 123-4	MOULDING PACKAGE, Front Fender Lower
	6-6013 114	Nut
4	2240 786-7	MOULDING PACKAGE, Quarter Panel, Cl. Sed.
	14-6000 822	Clip and Seal
	8-6000 820	Clip and Seal
	4-6000 863	Clip and Bolt
	4-151 497	Nut
	2275 067-8	MOULDING PACKAGE, Quarter Panel, Sub.
	26-6000 822	Clip

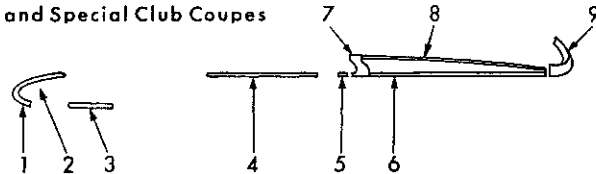
1961 PLYMOUTH Belvedere MOULDINGS for 4 Door Sedans and 4 Door Suburbans



REF. NO.	PART NUMBER	DESCRIPTION
1	2275 111-2	MOULDING PACKAGE, Front Fender
	14-6000 822	Clip
	2-151 497	Nut
2	2275 115-6	COVER PACKAGE, Front Fender Moulding
	8-128-151	Screw
3	2275 123-4	MOULDING PACKAGE, Front Fender Lower
	6-6013 114	Nut
4	2275 083-4	MOULDING PACKAGE, Front Door Front
	6-6000 818	Clip
5	2275 052-3	MOULDING PACKAGE, Front Door Rear
	2-6000 890	Retainer
	2-155 044	Screw
6	2275 018-9	MOULDING PACKAGE, Rear Door Front, 4 D.
	2275 103-4	MOULDING PACKAGE, Rear Door Front, Sub.
	8-6000 818	Clip

REF. NO.	PART NUMBER	DESCRIPTION
7	2275 058-9	MOULDING PACKAGE, Rear Door Rear
	2-6000 812	Retainer
	2-155 044	Screw
8	2275 090-1	MOULDING PACKAGE, Quarter Panel Upper Front, 4 D.
	2-6000 860	Clip and Seal
	2275 005-6	MOULDING PACKAGE, Quarter Panel Upper Front, Sub.
	2-6000 910	Retainer
	2-6000 909	Retainer
9	2275 079-80	MOULDING PACKAGE, Quarter Panel Upper, 4 D.
	12-6000 817	Clip and Seal
	2275 073-4	MOULDING PACKAGE, Quarter Panel Upper, Sub.
	16-6000 817	Clip
10	2275 077-8	MOULDING PACKAGE, Quarter Panel Rear, 4 D.
	2-6000 887	Retainer and Bolt
	2-6000 863	Clip and Bolt
	4-151 497	Nut
	2275 062-3	MOULDING PACKAGE, Quarter Panel Rear, Sub.
	2-6000 820	Clip
11	2275 085-6	MOULDING PACKAGE, Quarter Panel Lower, 4 D.
	6-6000 824	Clip and Seal
	8-6000 826	Clip and Seal
	2-2275 070	MOULDING PACKAGE, Quarter Panel Lower, Sub.
	14-6000 822	Clip

1961 PLYMOUTH Belvedere MOULDINGS for Club Sedans and Special Club Coupes



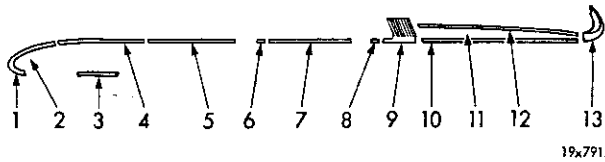
REF. NO.	PART NUMBER	DESCRIPTION
1	2275 111-2	MOULDING PACKAGE, Front Fender
	14-6000 822	Clip
	2-151 497	Nut
2	2275 115-6	COVER PACKAGE, Front Fender Moulding
	8-128 151	Screw
3	2275 123-4	MOULDING PACKAGE, Front Fender Lower
	6-6013 114	Nut
4	2275 087-8	MOULDING PACKAGE, Door Front
	8-6000 818	Clip
5	2275 050-1	MOULDING PACKAGE, Door Rear, w/Retainer
	2-155 044	Screw

★ Indicates use as required.

⊠ Indicates parts not listed in any previous parts book. Jan. 6, 1961 Supersedes Oct. 3, 1960.

REF. NO.	PART NUMBER	DESCRIPTION
6	2-2275 092	MOULDING PACKAGE, Quarter Panel Lower
	18-6000 824	Clip and Seal
	8-6000 826	Clip and Seal
7	2275 090-1	MOULDING PACKAGE, Quarter Panel Upper Front
	2-6000 860	Clip and Seal
8	2275 075-6	MOULDING PACKAGE, Quarter Panel Upper
	18-6000 817	Clip
9	2275 077-8	MOULDING PACKAGE, Quarter Panel Rear
	2-6000 887	Retainer and Bolt
	2-6000 863	Clip and Bolt
	4-151 497	Nut

1961 PLYMOUTH Fury MOULDINGS for 4 Door Sedans, Special 4 Door Sedans and 4 Door Suburbans

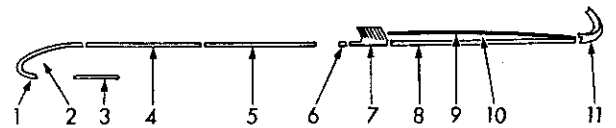


19.7912

REF. NO.	PART NUMBER	DESCRIPTION
1	2275 113-4	MOULDING PACKAGE, Front Fender Front
	14-6000 822	Clip
	2-151 497	Nut
2	2275 115-6	COVER PACKAGE, Front Fender Moulding
	8-128 151	Screw
3	2275 123-4	MOULDING PACKAGE, Front Fender Lower
	6-6013 114	Nut
4	2275 121-2	MOULDING PACKAGE, Front Fender Rear
	10-6000 820	Clip
5	2240 798-9	MOULDING PACKAGE, Front Door Front
	8-6000 818	Clip
6	2275 052-3	MOULDING PACKAGE, Front Door Rear
	2-6000 890	Retainer
	2-155 044	Screw
7	2275 018-9	MOULDING PACKAGE, Rear Door Front, 4 D., Sp.4 D.
	2275 103-4	MOULDING PACKAGE, Rear Door Front, Sub.
	8-6000 818	Clip
8	2275 058-9	MOULDING PACKAGE, Rear Door Rear
	2-6000 812	Clip
9	2275 056-7	MOULDING PACKAGE, Quarter Panel Finish, 4 D., Sp.4 D.
	8-6000 829	Clip
	2275 060-1	MOULDING PACKAGE, Quarter Panel Front, Sub.
	8-6000 808	Clip

REF. NO.	PART NUMBER	DESCRIPTION
10	2-2275 082	MOULDING PACKAGE, Quarter Panel Lower, 4 D., Sp.4 D.
	2-6000 824	Clip and Seal
	8-6000 826	Clip and Seal
	2-2275 069	MOULDING PACKAGE, Quarter Panel Lower, Sub.
	12-6000 822	Clip
11	1964 776-7	PANEL, Quarter Panel Finish, 4 D., Sp.4 D.
	2094 862-3	PANEL, Quarter Panel Finish, Sub.
12	2275 079-80	MOULDING PACKAGE, Quarter Panel Upper, 4 D., Sp.4 D.
	12-6000 817	Clip and Seal
	2275 071-2	MOULDING PACKAGE, Quarter Panel Upper, Sub.
	14-6000 817	Clip
13	2275 077-8	MOULDING PACKAGE, Quarter Panel Rear, 4 D., Sp.4 D.
	2-6000 887	Retainer and Bolt
	2-6000 863	Clip and Bolt
	4-151 497	Nut
	2275 062-3	MOULDING PACKAGE, Quarter Panel Rear, Sub.
	2-6000 820	Clip
	2-2275 064	MOULDING PACKAGE, Quarter Panel Rear Rear, Sub.
	2-6000 820	Clip

1961 PLYMOUTH Fury MOULDINGS for Special Club Coupes and Convertible Coupes



19.7911

REF. NO.	PART NUMBER	DESCRIPTION
1	2275 113-4	MOULDING PACKAGE, Front Fender Front
	14-6000 822	Clip
	2-151 497	Nut
2	2275 115-6	COVER PACKAGE, Front Fender Moulding
	8-128 151	Screw
3	2275 123-4	MOULDING PACKAGE, Front Fender Lower
	6-6013 114	Nut
4	2275 121-2	MOULDING PACKAGE, Front Fender Rear
	10-6000 820	Clip
5	2240 796-7	MOULDING PACKAGE, Door Front
	10-6000 818	Clip
6	2275 050-1	MOULDING PACKAGE, Door Rear, w/Retainer
	2-155 044	Screw
7	2275 054-5	MOULDING PACKAGE, Quarter Panel Finish
	10-6000 829	Clip
8	2-2275 081	MOULDING PACKAGE, Quarter Panel Front Lower
	10-6000 824	Clip and Seal
	8-6000 826	Clip and Seal

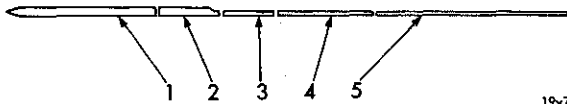
★ Indicates use as required.

☐ Indicates parts not listed in any previous parts book.

* Indicates change or addition.

REF. NO.	PART NUMBER	DESCRIPTION
9	2275 075-6	MOULDING PACKAGE, Quarter Panel Upper
	18-6000 817	Clip and Seal
10	1964 916-7	PANEL, Quarter Panel Finish
11	2275 077-8	MOULDING PACKAGE, Quarter Panel Rear
	2-6000 887	Retainer and Bolt
	2-6000 863	Clip and Bolt
	4-151 497	Nut

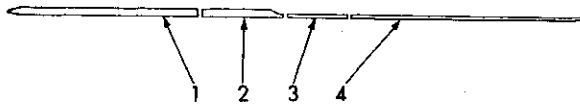
1961 DESOTO MOULDINGS for Special 4 Door Sedans



19x7913

REF. NO.	PART NUMBER	DESCRIPTION
1	2240 916-7	MOULDING PACKAGE, Front Fender
	14-6006 517	Clip
	2-6010 189	Retainer and Bolt
	2-446 059	Nut
2	2240 907-8	MOULDING PACKAGE, Front Door Front
	6-6006 517	Clip
	2-6006 461	Retainer
3	2240 909-10	MOULDING PACKAGE, Front Door Rear
	4-6006 291	Retainer
4	2240 913-4	MOULDING PACKAGE, Rear Door
	8-6006 291	Retainer
	2-6006 514	Clip and Bolt
	2-151 497	Nut
5	2240 905-6	MOULDING PACKAGE, Quarter Panel
	14-6000 567	Clip
	2-6006 514	Clip and Bolt
	2-151 497	Nut

1961 DESOTO MOULDINGS for Special Club Coupes

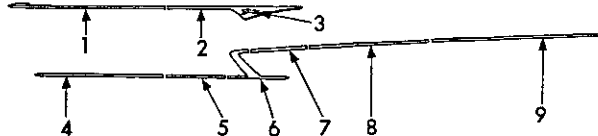


19x7914

REF. NO.	PART NUMBER	DESCRIPTION
1	2240 916-7	MOULDING PACKAGE, Front Fender
	14-6006 517	Clip
	2-6010 189	Retainer and Bolt
	2-446 059	Nut
2	2240 907-8	MOULDING PACKAGE, Door Front
	6-6006 517	Clip
	2-6006 461	Retainer

REF. NO.	PART NUMBER	DESCRIPTION
3	2240 911-2	MOULDING PACKAGE, Door Rear Retainer
	6-6006 291	
4	2240 903-4	MOULDING PACKAGE, Quarter Panel
	20-6000 567	Clip
	2-6006 514	Clip and Bolt
	2-151 497	Nut

1961 CHRYSLER MOULDINGS for 4 Door Sedans, Special 4 Door Sedans and Special 4 Door Suburbans



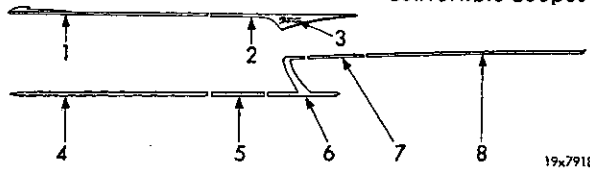
19x7917

REF. NO.	PART NUMBER	DESCRIPTION
1	2275 000-1	MOULDING PACKAGE, Front Fender, RC3
	6-6000 752	Clip
	6-151 497	Nut
2	2094 820-1	MOULDING, Front Door, RC3
	8-6000 808	Clip
3	2094 822-3	ORNAMENT PACKAGE, Front Door Moulding, RC3
	4-151 497	Nut
4	2240 848-9	MOULDING PACKAGE, Front Fender, RC1, RC2
	10 6010 002	Clip and Bolt
	10-446 059	Nut
	6-6006 284	Clip
5	2240 832-3	MOULDING PACKAGE, Front Door Front, RC1, RC2
	6-6006 284	Clip
6	2240 834-5	MOULDING PACKAGE, Front Door Center, RC1, RC2
	4-6000 914	Retainer
	2-6000 920	Retainer
7	2240 836-7	MOULDING PACKAGE, Front Door Rear, RC1, RC2
	4-6000 921	Retainer
8	2240 840-1	MOULDING PACKAGE, Rear Door, RC1, RC2
	10-6000 921	Retainer
9	2240 826-7	MOULDING PACKAGE, Quarter Panel, 4 D., Sp. 4 D., RC1, RC2
	2240 844-5	MOULDING PACKAGE, Quarter Panel, Sub., C1
	16-6000 921	Retainer

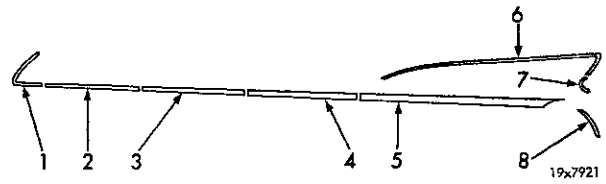
★ Indicates use as required.

☐ Indicates parts not listed in any previous parts book.
March 1, 1962 Supersedes Jan. 6, 1961.

1961 CHRYSLER MOULDINGS for Special Club Coupes and Convertible Coupes



1961 IMPERIAL MOULDINGS for Special 4 Door Sedans



REF. NO.	PART NUMBER	DESCRIPTION
1	2275 000-1	MOULDING PACKAGE, Front Fender, RC3
	6-6000 752	Clip
	6-151 497	Nut
2	*2094 820-1	MOULDING, Door, RC3
	8-6000 808	Clip
3	*2094 822-3	ORNAMENT, Door Moulding, RC3
	4-445 153	Nut
4	2240 848-9	MOULDING PACKAGE, Front Fender, RC1, RC2
	10-6010 002	Clip and Bolt
	10-446 059	Nut
	6-6006 284	Clip
5	2240 832-3	MOULDING PACKAGE, Door Front, RC1, RC2
	6-6006 284	Clip
6	2240 834-5	MOULDING PACKAGE, Door Center, RC1, RC2
	4-6000 914	Retainer
	2-6000 920	Retainer
7	2240 838-9	MOULDING PACKAGE, Door Rear, RC1, RC2
	6-6000 921	Retainer
8	2240 828-9	MOULDING PACKAGE, Quarter Panel, RC1, RC2
	22-6000 921	Retainer

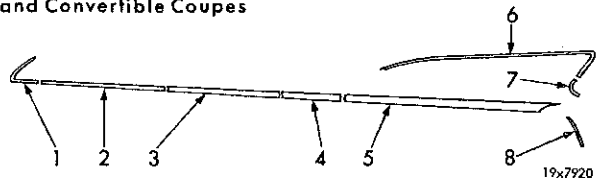
REF. NO.	PART NUMBER	DESCRIPTION
1	2240 936-7	MOULDING PACKAGE, Front Fender
2	2240 934-5	MOULDING PACKAGE, Front Fender
	12-1904 617	Spacer
	4-6000 505	Clip
3	2275 105-6	MOULDING PACKAGE, Front Door
	2-151 497	Nut
	6-6000 808	Clip
	2-1649 607	Washer
	2-159 577	Screw
4	2275 193-4	MOULDING PACKAGE, Rear Door
	2-151 497	Nut
	8-6000 808	Clip
	2-1649 607	Washer
	2-159 577	Screw
5	2275 179-80	MOULDING PACKAGE, Quarter Panel
	4-151 497	Nut
6	2-2275 178	MOULDING PACKAGE, Quarter Panel Top
	2-6006 521	Retainer
	16-6006 446	Clip and Bolt
	16-151 497	Nut
7	2-2275 187	EXTENSION PACKAGE, Quarter Panel Top Moulding
	2-6006 264	Nut
8	2275 185-6	MOULDING PACKAGE, Quarter Panel Side and Rear
	2-9414 080	Screw
	10-6000 709	Clip and Bolt

1961 CHRYSLER C-300 MOULDINGS for Special Club Coupes and Convertible Coupes



REF. NO.	PART NUMBER	DESCRIPTION
1	2-2196 574	MOULDING PACKAGE, Quarter Panel Front
	2-6000 716	Clip
	2-6000 745	Clip and Bolt
	2-6000 028	Nut
2	2-2196 575	BASE PACKAGE, Quarter Panel Medallion
	2-6006 215	Nut
3	2-2094 801	MEDALLION, Quarter Panel
4	2-2240 842	MOULDING PACKAGE, Quarter Panel Rear
	16-6000 716	Clip

1961 IMPERIAL MOULDINGS for Special Club Coupes and Convertible Coupes



REF. NO.	PART NUMBER	DESCRIPTION
1	2240 936-7	MOULDING PACKAGE, Front Fender
2	2240 934-5	MOULDING PACKAGE, Front Fender
	12-1904 617	Spacer
	4-6000 505	Clip

* Indicates use as required.
 □ Indicates parts not listed in any previous parts book.
 * Indicates change or addition.

CODE	PART NAME AND DESCRIPTION	PER CAR	VALIANT	PLYMOUTH	DESOTO	CHRYSLER	IMPERIAL
23-02-0 ASH RECEIVERS							
23-02-1	RECEIVER, Front Seat Back Ash						
	Complete, use w/o Lighter .	1	2092 145	----	2080 642	2080 641	
	Use w/o Lighter .	1	2092 143	----	2080 184	2080 184	
	w/Face PLATE .	1	----	2086 611	----	----	
	Complete, use w/Lighter . .	1	----	----	----	2080 639	
	Use w/Lighter . .	1	----	----	----	2080 181	
	Complete, use w/Swivel Seat	1	----	----	----	2161 119	
	Use w/Swivel Seat, w/Face PLATE	1	----	----	----	2161 115	
23-02-2	RETAINER, Swivel Seat Back Ash Receiver	1	----	----	----	2080 784	
23-02-11	HOUSING, Front Seat Back Ash Receiver	1	----	1902 375	----	----	
23-02-12	SNUFFER, Seat Back Ash Receiver						
	Front	1	----	1902 374	----	----	
	Sp. 4 D.Sub., Third	1	----	----	----	1902 374	
23-02-18	RECEIVER, Instrument Panel Ash	1	2083 100	----	1901 938	1901 739	1901 826
	Complete	1	----	2162 216	----	1839 704	
23-02-19	HOUSING, Instrument Panel Ash Receiver	1	2083 021	1901 751	1901 944	----	
23-02-38	BUMPER, Instrument Panel Ash Receiver	*	----	----	----	----	2080 480
23-02-40	DOOR and HOUSING, Instrument Panel Ash Receiver	1	----	----	----	----	1900 878
23-02-42	HANDLE, Instrument Panel Ash Receiver	1	----	----	----	1698 140	
23-02-43	SPRING, Instrument Panel Ash Receiver Door						
	Right	1	----	----	----	2080 234	1901 844
	Left	1	----	----	----	----	1901 845
23-02-62	RECEIVER, Rear Quarter Ash Sp. Cl. Cp., Cv. Cp.	2	----	----	----	----	2080 413
23-02-78	RECEIVER, Rear Door Ash	2	----	----	----	----	2080 413
23-02-81	RETAINER, Rear Floor Tunnel Console Ash Receiver C4	1	----	----	----	2086 114	
23-02-82	SPRING, Rear Door and Quarter Arm Rest Ash Receiver Lid	2	----	----	----	----	2085 485
23-02-89	BEZEL and LID, Rear Door and Quarter Arm Rest Ash Receiver						
	Sp. 4 D. Right	1	----	----	----	----	2085 514
	Left	1	----	----	----	----	2085 515
	Sp. Cl. Cp., Cv. Cp. Right	1	----	----	----	----	2080 670
	Left	1	----	----	----	----	2080 671
23-02-105	RECEIVER, Floor Tunnel Console Ash C4						
	Front w/Face PLATE,	1	----	----	----	2161 028	
	Rear	1	----	----	----	2161 115	
23-02-107	BEZEL, Rear Floor Tunnel Console Ash Receiver C4	1	----	----	----	2161 035	

★ Indicates use as required.
 ☐ Indicates parts not listed in any previous parts book.
 * Indicates change or addition.

CODE	PART NAME AND DESCRIPTION	PER CAR	VALIANT	PLYMOUTH	DESOTO	CHRYSLER	IMPERIAL
23-02-0 ASH RECEIVERS - Cont'd							
23-02-145	RECEIVER, Third Seat Ash Sub.	1	-----	-----	-----	2086 611	
23-02-149	BRACKET, Third Seat Ash Receiver Mounting Sub.	1	-----	-----	-----	2080 596	
23-02-150	HOUSING, Third Seat Ash Receiver Sub.	1	-----	-----	-----	1902 375	
23-04-0 FLOOR BOARDS							
23-04-2	COVER, Floor Pan Steering Column Opening	1	-----	-----	-----	-----	1878 145
23-04-117	BOLT and RETAINER, Steering Column Opening Cover	3	-----	-----	-----	-----	1475 900
23-04-229	COVER, Spare Tire, Plastic Sub.	1	-----	2170 087	-----	2170 087	
	Black	1	-----	-----	-----	2173 006	
	Brown	1	-----	-----	-----	-----	
	PANEL, Spare Tire Cover Except Sub.	1	2082 359	-----	-----	-----	1708 248
23-04-241	HOUSING, Fuel Tank Filler Tube Sub.	1	-----	1960 501	-----	1960 500	
	w/COLLAR	1	-----	-----	-----	-----	
	All Upper	1	-----	-----	-----	-----	1877 354
	Lower	1	-----	-----	-----	-----	1877 353
23-04-247	COLLAR, Fuel Tank Filler Opening Sub.	1	-----	2093 957	-----	2093 959	
23-04-249	SEAL, Fuel Tank Filler Tube Except Sub.	1	2081 597	-----	-----	-----	
	Rubber	1	2259 222	-----	-----	-----	
	Rubber and Steel.	1	-----	1833 900	-----	1833 900	
	Sub. Housing	1	-----	-----	-----	-----	1877 488
	All Collar	1	-----	-----	-----	-----	1877 516
	To Door Housing .	1	-----	-----	-----	-----	
23-04-250	RETAINER, Fuel Tank Filler Tube Seal	1	-----	-----	-----	-----	1877 355
23-06-0 GLOVE BOX							
23-06-4	BOX, Glove Consists Of: Box Panel Stops Door	1	2083 096	-----	-----	-----	
	SCREW	★	-----	2080 550	1901 784	1901 793	1901 808
	Use w/Air Cond .	1	-----	1901 828	1901 828	1901 828	1901 828
23-06-10	DOOR, Glove Box	1	-----	-----	2161 268	-----	
23-06-12	PLATE, Glove Box Door Inner	1	-----	2162 213	1901 931	1901 734	1839 569
23-06-13	ARM, Glove Box Door Check SCREW	★	-----	2080 554	1901 790	1901 764	1839 568
	Right	1	-----	1901 691	1901 691	1901 691	
	Left	1	-----	-----	-----	-----	1902 176
23-06-14	BUMPER, Glove Box Door	★	*2080 480	2161 995	1298 930	2080 201	2080 480
23-06-15	CATCH, Glove Box Door Lock BOLT	1	2082 219	6008 203	2161 217	6008 016	2161 469
23-06-16	BRACKET, Glove Box Door Lock Catch	2	-----	-----	-----	-----	2161 473
23-06-17	FACE PLATE, Glove Box Door	1	-----	-----	-----	1685 782	
23-06-21	HINGE, Glove Box Door SCREW	★	2083 061 164 042	2080 458 1901 691	2161 621 1901 691	1901 727 1901 691	1902 201

★ Indicates use as required.

☐ Indicates parts not listed in any previous parts book.
March 1, 1962 Supersedes May 31, 1961.

CODE	PART NAME AND DESCRIPTION	PER CAR	VALIANT	PLYMOUTH	DESOTO	CHRYSLER	IMPERIAL
23-06-0 GLOVE BOX - Cont'd							
23-06-28	LATCH, Glove Box Door w/o Lock	1	2161 182	2080 736			
	w/LOCK	1	2161 357	1830 415	2080 321	1830 415	2086 051
23-06-41	GROMMET, Glove Box Door Check Arm	1	----	2080 488	2080 488	2080 488	2080 488
23-06-49	MOULDING, Glove Box Door Horizontal	1	----	----	1902 313		
	NUT	3	----	----	6008 128		
23-06-53	NAME PLATE, Glove Box Door Windsor	1	----	----	----	1901 847	
	NUT	3	----	----	----	6008 153	
	Newport	1	----	----	----	2162 382	
	NUT	3	----	----	----	6008 153	
	New Yorker	1	----	----	----	1901 849	
	NUT	3	----	----	----	6008 153	
	Chrysler	1	----	----	----	1902 430	
	NUT	3	----	----	----	6008 153	
23-06-102	CLIP, Glove Box Road Map	1	----	*2080 950	*2080 950	*2080 950	
	SCREW	2	----	*1901 828	*1901 828	*1901 828	
23-07-0 BRACKETS AND REINFORCEMENTS							
23-07-168	REINFORCEMENT, Instrument Panel Lower	1	----	----	----	----	1839 570
23-07-169	BRACKET, Instrument Panel Lower Reinforcement to Pillar Right	1	----	----	----	----	2080 652
	Left	1	----	----	----	----	2080 653
23-08-0 BUMPERS AND STRIKERS							
23-08-12	BUMPER or WEDGE, Door Sp. Cl. Cp., Cv. Cp. Door	2	----	989 513	989 513	989 513	989 513
	Body	2	----	1544 841	1544 841	1544 841	1750 995
	4D., 4D.Sub., Front Upper	2	2082 641	2080 201	----	2080 201	
	Rear	2	1954 397				
	Lower	2	1954 397				
	Cl.Sed., 2 D.Sub. Front Upper	2	----	2080 201			
	Sp. Cl. Cp., Cv. Cp., Cl.Sed., 2 D.Sub.	4	----	1954 393			
	Sp. Cl. Cp., Cv. Cp., Upper	2	----	----	1954 393	1954 393	
	Sp. Cl. Cp., Cv. Cp.	4	----	----	----	----	2093 950
	Rear	4	----	----	----	----	2093 950
23-08-13	STOP, Front Door Bumper Sp. 4 D. Chrome	4	----	----	----	----	2080 982
	SCREW	4	----	----	----	----	161 378
23-08-54	SPACER, Door Lock Striker Front, Thick	★	2081 542				
	Thin	★	2081 543				
	Rear, Thin	★	1954 717				
	Thin	★	----	1954 717	1954 717	1954 717	1954 717
23-08-60	STRIKER, Door Lock Front, Right	1	2195 766	1954 234	1954 234	1954 234	1954 234
	Left	1	2195 767	1954 235	1954 235	1954 235	1954 235
	Rear, Right	1	1954 234	1954 234	1954 234	1954 234	1954 234
	Left	1	1954 235	1954 235	1954 235	1954 235	1954 235
23-08-63	PLATE, Front Door Lock Striker Cover 4 D., 4 D.Sub.	2	2082 609				
	Sp. Cl. Cp., Cl.Sed.	2	2195 765				

★ Indicates use as required.

☐ Indicates parts not listed in any previous parts book.

* Indicates change or addition.

1961 PASSENGER CAR PARTS CATALOG

BODY

CODE	PART NAME AND DESCRIPTION	PER CAR	VALIANT	PLYMOUTH	DESOTO	CHRYSLER	IMPERIAL
23-08-O BUMPERS AND STRIKERS - Conf'd							
23-08-75	PLATE, Door Lock Striker Tapping	★	2195 787	1952 214	1952 214	1952 214	1952 214
23-08-76	SHIELD, Front Door Lock Striker						
	4D., 4D.Sub., Right	1	2082 520				
	Left	1	2082 521				
23-09-O GLASS CHANNELS							
23-09-2	ROLLER, Rear Door Glass Lower Channel						
	4D., 4D.Sub., Single Groove . .	2	1697 607	1697 607	----	1697 607	
23-09-9	CHANNEL, Quarter Window Glass Lower						
	NOTE: For Models not listed see Part Type Code 23-64-174						
	Cl.Sed., 2 D.Sub.						
	Right	1	2195 284	1950 560			
	Left	1	2195 284	1950 561			
	Sp. Cl. Cp., Cv. Cp.						
	Right	1	----	----	----	----	1691 086
	Left	1	----	----	----	----	1691 087
23-09-10	ROLLER, Quarter Window Glass Lower Channel						
	Cv. Cp., Cl.Sed., 2 D.Sub.	2	----	1697 607	----	1697 607	
23-09-15	BRACKET, Quarter Window Guide Channel Upper Rear						
	Sp. Cl. Cp.	2	----	----	----	----	*1750 660
23-09-16	GUIDE, Quarter Window Glass, w/RUN						
	Sp. Cl. Cp. Right	1	----	2216 326			
	Left	1	----	2216 327			
23-09-17	ROLLER, Quarter Window Glass Lower Channel and Track						
	Sp. Cl. Cp., Cv. Cp.						
	Double Groove . .	★	----	2165 992	2165 992	2165 992	
	ROLLER, Rear Door Window Glass Lower Channel and Track						
	Sp. 4 D., Sp. 4 D.Sub.						
	Double Groove . .	6	----	2165 992	2165 992	2165 992	
	SLIDE, Quarter Window Glass Lower Channel Guide, Nylon, Sp. Cl. Cp., Cv. Cp.	8	----	----	----	----	1690 950
23-09-33	BAR, Quarter Window Division, w/BRACKET						
	Cl.Sed. Right	1	2195 618				
	Left	1	2195 619				
	Sp. Cl. Cp. w/CHANNEL, Right	1	2195 776				
	Left	1	2195 777				
23-09-35	CHANNEL, Quarter Window Glass Run, w/BRACKET						
	Cl.Sed. Right	1	2195 740				
	Left	1	2195 741				
23-09-47	SUPPORT, Front Door Glass Rear Run Channel						
	Sp. 4 D., Sp. 4 D.Sub., Sp. Cl. Cp., Cv. Cp., Upper	2	----	1963 732	1963 732	1963 732	
	Lower	2	----	1954 446	1954 446	1954 446	
23-09-51	CHANNEL, Front Door Window Glass Guide, w/BRACKET						
	Sp. Cl. Cp., Cl.Sed.						
	Right	1	2195 876				
	Left	1	2195 877				

★ Indicates use as required.

☐ Indicates parts not listed in any previous parts book.

March 1, 1962 Supersedes May 31, 1961.

Printed in U.S.A.
Prices and specifications subject to change without notice.

* Indicates change or addition.

CODE	PART NAME AND DESCRIPTION	PER CAR	VALIANT	PLYMOUTH	DESOTO	CHRYSLER	IMPERIAL
23-09-0 GLASS CHANNELS - Cont'd							
23-09-51	CHANNEL, Front Door Window Glass Rear Run Sp. 4 D., Sp. 4 D. Sub., Sp. Cl. Cp., Cv. Cp., w/RUN, Right	1	----	1950 812	1950 812	1950 812	
	Left	1	----	1950 813	1950 813	1950 813	
	Sp. 4 D., Sp. Cl. Cp., Cv. Cp. Right	1	----	----	----	----	1961 382
	Left	1	----	----	----	----	1961 383
23-09-52	CHANNEL, Front Door Window Glass Lower NOTE: For Models not listed see Part Type Code 23-64-265 4D., 4D. Sub., Right	1	2082 264	2165 712	----	2165 712	
	Left	1	2082 265	2165 713	----	2165 713	
	Cl. Sed., 2 D. Sub. Right	1	----	2165 714	----	----	
	Left	1	----	2165 715	----	----	
	Sp. 4 D. Right	1	----	----	----	----	1750 578
	Left	1	----	----	----	----	1750 579
	Sp. Cl. Cp., Cv. Cp. Right	1	----	----	----	----	1751 056
	Left	1	----	----	----	----	1751 057
23-09-56	CHANNEL, Rear Door Window Glass Run Sp. 4 D. Front, Right . . .	1	----	----	----	----	1961 378
	Left	1	----	----	----	----	1961 379
	Rear, Right . . .	1	----	----	----	----	1961 380
	Left	1	----	----	----	----	1961 381
23-09-58	CHANNEL, Rear Door Window Glass Lower NOTE: For Models not listed see Part Type Code 23-64-265 4 D. Right	1	2081 470	1950 582	----	1950 648	
	Left	1	2081 471	1950 583	----	1950 649	
	4 D. Sub. Right	1	2081 470	1950 648	----	----	
	Left	1	2081 471	1950 649	----	----	
	Sp. 4D. Right	1	----	----	----	----	*1692 152
	Left	1	----	----	----	----	*1692 153
23-09-67	CHANNEL, Tailgate Glass Run Sub. Upper	1	2081 725	----	----	----	
	Side, Upper . . .	2	2081 146	----	----	----	
	Lower, Right . . .	1	2082 764	1960 008	----	1960 008	
	Left	1	2082 765	1960 009	----	1960 009	
	w/Sleeve NUT, Lower, Right	1	----	2189 754	----	2189 754	
	Left	1	----	2189 755	----	2189 755	
23-09-75	CHANNEL, Quarter Window Guide Sp. Cl. Cp. Right	1	2195 726	----	----	----	
	Left	1	2195 727	----	----	----	
	Sp. Cl. Cp., Cv. Cp. Front, Right . . .	1	----	----	----	----	1961 392
	Left	1	----	----	----	----	1961 393
	Rear, Right . . .	1	----	----	----	----	1961 394
	Left	1	----	----	----	----	1961 395
23-10-0 DOOR CHECK							
23-10-1	ARM, Door Check Front	2	2081 340	----	----	----	
	Rear	2	2081 456	----	----	----	1860 829
23-10-2	BRACKET, Rear Door Check Arm	2	----	----	----	----	1750 686
23-10-17	GUIDE, Door Check Arm Front	2	1758 076	----	----	----	
	Rear	2	1758 076	----	----	----	1476 900
	w/BRACKET, Rear	2	2081 622	----	----	----	

★ Indicates use as required.

☐ Indicates parts not listed in any previous parts book.

* Indicates change or addition.

1961 PASSENGER CAR PARTS CATALOG

BODY

CODE	PART NAME AND DESCRIPTION	PER CAR	VALIANT	PLYMOUTH	DESOTO	CHRYSLER	IMPERIAL
23-11-0 DOORS							
23-11-1	SHELL, Front Door Cl.Sed., 2 D.Sub.						
	Right	1	2259 158	1964 122			
	Left	1	2259 159	1964 123			
	Sp. Cl. Cp., Cv. Cp.						
	Right	1	2259 160	1964 124	2165 400	2165 400	1961 370
	Left	1	2259 161	1964 125	2165 401	2165 401	1961 371
	4D., 4D.Sub., Right	1	1919 100	1964 118	----	2165 372	
	Left	1	1919 101	1964 119	----	2165 373	
	Sp. 4 D., Sp. 4 D.Sub.						
	Right	1	----	2165 326	2165 386	2165 386	1961 374
	Left	1	----	2165 327	2165 387	2165 387	1961 375
23-11-2	DOOR, Front, Trimmed, Includes HARDWARE and GLASS. All Codes.						
NOTE: Door assemblies complete, will no longer be listed by part number in the parts books. Door assemblies complete will be available during the production run of the car model and will be furnished on special order only. The vehicle SERIAL NUMBER must be noted on the order.							
23-11-3	SHELL, Rear Door 4 D.						
	Right	1	1919 102	1964 132	----	1952 510	
	Left	1	1919 103	1964 133	----	1952 511	
	4 D.Sub.						
	Right	1	1919 102	1964 130			
	Left	1	1919 103	1964 131			
	Sp. 4 D., Sp. 4 D.Sub.						
	Right	1	----	1964 134	1952 514	1952 514	1961 404
	Left	1	----	1964 135	1952 515	1952 515	1961 405
23-11-4	DOOR, Rear, Trimmed, Includes HARDWARE and GLASS. All Codes.						
NOTE: Door assemblies complete, will no longer be listed by part number in the parts books. Door assemblies complete will be available during the production run of the car model and will be furnished on special order only. The vehicle SERIAL NUMBER must be noted on the order.							
23-11-23	MEDALLION or ORNAMENT PACKAGE, Front Door						
	Right	1	2240 765				
	CLIP	1	6000 808				
	SCREW	1	9416 706				
	Left	1	2240 766				
	CLIP	1	6000 808				
	SCREW	1	9416 706				
	MEDALLION or ORNAMENT, Front Door						
	C1, C2, Base, w/LION	2	----	----	----	2094 953	
	CLIP	4	----	----	----	6000 808	
	Lion	2	----	----	----	2094 819	
	C3 Lion, Right	1	----	----	----	2094 822	
	CLIP	2	----	----	----	* 445 153	
	Left	1	----	----	----	2094 823	
	CLIP	2	----	----	----	* 445 153	
23-11-24	INSERT PACKAGE, Front Door						
	Medallion	2	2240 814				
	NUT	4	188 369				
23-13-0 SAFE-T-MATIC DOOR LOCKS							
NOTE: See illustration in front of Group.							
23-14-0 DOOR REGULATORS AND REMOTE CONTROL HANDLES							
23-14-7	HANDLE, Rear Door Outside Assist						
	Taxi Right	1	----	2165 276			
	Left	1	----	2165 277			
	RIVET	8	----	2165 341			

★ Indicates use as required.

⊠ Indicates parts not listed in any previous parts book.
March 1, 1962 Supersedes May 31, 1961.

Printed in U.S.A.
Prices and specifications subject to change without notice.
* Indicates change or addition.

CODE	PART NAME AND DESCRIPTION	PER CAR	VALIANT	PLYMOUTH	DESOTO	CHRYSLER	IMPERIAL
23-14-0 DOOR REGULATORS AND REMOTE CONTROL HANDLES - Cont'd							
23-14-10	HANDLE, Door Outside Chrome Button, Right Left Black Button, Right Left SCREW Front, Right Left NUT Rear, Right Left NUT	★ ★ ★ ★ ★ 1 1 ★ 1 1 ★	*2081 334 *2081 335 E2242 902 E2242 903 *2082 983 ---- ---- ---- ---- ---- ----	1961 600 1961 601 151 497 1961 606 1961 607 151 497	1961 600 1961 601 151 497 1961 606 1961 607 151 497	1961 600 1961 601 151 497 1961 606 1961 607 151 497	1961 600 1961 601 151 497 1961 606 1961 607 151 497
23-14-14	CLAMP, Door Outside Handle Attaching	★	2082 511				
23-14-18	HANDLE, Door Window Regulator w/ESCUTCHEON.	★ ★	2082 891 ----	1952 818 ----	1900 870	1900 870	1900 870
23-14-19	ESCUTCHEON, Doors and Quarter Window Regulator Handle, C1, C2	★	----	1954 124	2192 685	2192 685	
23-14-21	SPRING, Regulator and Remote Control Handle	★	2082 928	1695 431	1695 431	1695 431	1695 431
23-14-23	CLIP, Regulator and Remote Control Handle	★	1602 532	1602 532	1602 532	1602 532	1602 532
23-14-24	SPACER, Regulator and Remote Control Handle	★	1684 831	2166 751	1900 872	1900 872	1900 872
23-14-25	COVER, Door Remote Control Handle	★	----	1952 955			
23-14-27	HANDLE, Door Remote Control w/CLIP P1-H, P2-H, C1, C2 Right Left NUT Except P1-H, P2-H C3, C4 Right Left SCREW	2 ★ ★ ★ ★ ★ ★	2082 385 1593 022 1593 022 ---- ---- ---- ----	1954 570 1954 571 6022 838 2166 752 ---- ---- ----	2162 106 2162 107 6022 838 6022 838 ---- ---- ----	2162 106 2162 107 6022 838 6022 838 1900 860 1900 861 6008 191	1900 856 1900 857 6008 191
23-14-39	HANDLE, Front Door Vent Wing NOTE: See Part Type Code 23-14-53.						
23-14-46	WASHER, Front Door Vent Wing Handle Shaft	2	6000 110	6000 110	6000 110	6000 110	6000 110
23-14-47	CATCH, Front Door Vent Wing Handle Except Sp. Cl. Cp. Right Left Sp. Cl. Cp. Right Left All Right Left	1 1 1 1 1 1 1	2081 298 2081 299 2195 810 2195 811 ---- ---- ----	1954 110 1954 111 2167 916 2167 917 ---- ---- ----	1954 110 1954 111 2167 916 2167 917 ---- ---- ----	1954 110 1954 111 2167 916 2167 917 ---- ---- ----	2093 828 2093 829
23-14-51	GROMMET, Door Remote Control Handle, w/CLIP C3	★	----	----	----	2085 899	2085 862
23-14-52	PIN, Door Vent Wing Handle to Shaft	2	6000 116	6000 116	6000 116	6000 116	6000 116
23-14-53	HANDLE PACKAGE, Front Door Vent Wing w/KEY, Right Left w/o Key, Right Left	1 1 1 1	E2083 294 E2083 295 *2259 214 *2259 215	1954 110 1954 111 2167 916 2167 917	1954 110 1954 111 2167 916 2167 917	1954 110 1954 111 2167 916 2167 917	1954 110 1954 111 2167 916 2167 917

★ Indicates use as required.
E Indicates parts not listed in any previous parts book.
* Indicates change or addition.

CODE	PART NAME AND DESCRIPTION	PER CAR	VALIANT	PLYMOUTH	DESOTO	CHRYSLER	IMPERIAL
23-14-0 DOOR REGULATORS AND REMOTE CONTROL HANDLES - Cont'd							
23-14-79	HANDLE, Quarter Window Regulator Cl. Sed. Sp. Cl. Cp., Cv. Cp., 2 D. Sub.	2 2	2082 891	1954 540 1952 818			
23-14-147	SEAL, Door Outside Handle Push Button	★	E2299 687		2085 252	2085 252	2085 252
23-14-153	BUMPER, Door Outside Handle Center	★ ★	---- ----	1651 493 1707 384	1651 493 1707 384	1651 493 1707 384	1651 493 1707 384
23-15-0 DOOR HINGE							
23-15-1	HINGE, Door Upper Front, Right . . . Left 4D., 4D. Sub., Rear, Right . . . Left Sp. 4 D., Sp. 4 D. Sub. Rear, Right . . . Left	1 1 1 1 1 1	2081 320 2081 321 2081 450 2081 451 ---- ----	1882 028 1882 029 1950 610 1950 611 1882 400 1882 401	1882 028 1882 029 ---- ---- 1950 604 1950 605	1882 028 1882 029 1884 448 1884 449 1950 604 1950 605	2189 384 2189 385 1651 400 1750 565
23-15-3	HINGE, Door Lower Front, Right . . . Left 4D., 4D. Sub., Rear, Right . . . Left Sp. 4 D., Sp. 4 D. Sub. Rear, Right . . . Left	1 1 1 1 1 1	2082 724 2082 725 2081 444 2081 445 ---- ----	1882 048 1882 049 2166 452 2166 453 2166 466 2166 467	1882 048 1882 049 ---- ---- 2166 466 2166 467	1882 048 1882 049 2166 452 2166 453 2166 466 2166 467	1651 396 1651 397 1651 400 1750 565
23-15-6	ROLLER, Door Hinge Integral Check Front, Upper . . . Rear, Lower . . .	2 2	---- ----	1883 802 1882 967	1883 802 1882 967	1883 802 1882 967	
23-15-7	SHIM, Rear Door Upper Hinge	★	----	1950 670	1909 421	1909 421	2189 408
23-15-9	PIN, Door Hinge Integral Check Upper Lower	★ ★	---- ----	1882 964 1882 964	1882 964 1882 964	1882 964 1882 964	
	PIN, Door Hinge Front Rear Upper Lower	4 4 ★ ★	2259 188 2081 596 ---- ----	---- ---- 1882 053 1882 965	---- ---- 1882 053 1882 965	---- ---- 1882 053 1882 965	6006 043 6006 047
23-15-10	SCREW and WASHER, Door Hinge Front Rear to Body . . .	★ 12	1964 747 2081 800	1964 747	1964 747	1964 747	
23-15-11	RING, Door Hinge Integral Check Roller Retainer Front Rear	2 2	---- ----	1884 405 1882 961	1884 405 1882 961	1884 405 1882 961	
23-15-13	PLATE, Front Pillar Door Hinge Tapping	4	----	----	----	----	6006 086
23-15-14	SPRING, Door Hinge Integral Check Pin Upper Lower	★ ★	---- ----	1882 055 1882 963	1882 055 1882 963	1882 055 1882 963	
23-15-17	SPACER, Front Door Upper Hinge or Sleeve SPACER, Rear Door Hinge Integral Check Pin	4 2	---- ----	1909 975 1950 559	1909 975 1950 559	1909 975 1950 559	
23-15-21	RETAINER, Center Pillar Rear Door Hinge Tapping Plate Upper, Right . . . Left Lower	1 1 2	---- ---- ----	---- ---- ----	---- ---- ----	---- ---- ----	1750 602 1750 603 1750 484
23-15-22	GROMMET, Front Door Hinge Lower SEAL, Door Hinge	2 ★	---- ----	1758 813 ----	1758 813 ----	1758 813 ----	1961 262

★ Indicates use as required.

☐ Indicates parts not listed in any previous parts book.
March 1, 1962 Supersedes May 31, 1961.

CODE	PART NAME AND DESCRIPTION	PER CAR	VALIANT	PLYMOUTH	DESOTO	CHRYSLER	IMPERIAL
23-17-0 LOCK CYLINDER AND KEYS							
NOTE: For Glove Box See Part Type Code 23-06-28.							
23-17-2	CYLINDER and KEYS, Door and Ignition Lock	1	2161 192	2161 503	2161 503	2161 503	2161 503
	Taxi and Police	1	----	2080 227			
23-17-5	CYLINDER and KEYS, Deck Lid Lock	1	2161 424	2161 424	2086 049	2086 049	2161 865
	Taxi w/o Key	1	----	2161 851			
23-17-9	GASKET, Deck Lid Lock Cylinder	1	1883 896	1883 896	1883 896	1883 896	
23-17-10	RETAINER, Deck Lid Lock Cylinder	1	2080 575	2080 575	2080 575	2080 575	
23-17-18	RETAINER, Rear Floor Pan Cover Lock Cylinder Sub.	1	----	1866 686	----	1866 686	
23-17-24	CYLINDER and KEYS, Door Lock (consists of 2 cylinders and 2 keys)	1	2161 356	2086 048	2086 048	2086 048	2086 048
23-17-28	RETAINER, Door Lock Cylinder	2	2162 351				
23-17-49	CYLINDER and KEYS, Tailgate Lock						
	Sub. Manual	1	2161 599	2161 599	----	2161 599	
	Electric.	1	2161 423	2161 423	----	2161 423	
23-17-51	GASKET, Electric Tailgate Lock Cylinder						
	Sub.	1	2076 675	1819 316	----	1819 316	
23-17-52	RETAINER, Electric Tailgate Lock Cylinder	1	1819 317	1819 317	----	1819 317	
23-17-66	KEY, Deck Lid and Glove Box Lock Cylinder Blank	2	----	----	----	----	1520 798
23-17-72	CYLINDER and KEYS, Tirewell Cover Lock						
	Sub	1	----	2161 615	----	2161 615	
23-18-0 DOOR LOCKS AND REMOTE CONTROLS							
23-18-5	LOCK, Door						
	Front, Right . . .	1	E2082 412	E2166 694	E2166 694	E2166 694	E2188 900
	Left	1	E2082 413	2166 695	2166 695	2166 695	1961 745
	Rear, Right . . .	1	2081 440	1954 058	1954 058	1954 058	1961 746
	Left	1	2081 441	1954 059	1954 059	1954 059	1961 747
23-18-11	LINK, Rear Door Lock Remote Control	2	----	----	----	----	1961 717
23-18-13	REMOTE CONTROL, Door Lock, w/LINK						
	4 D., Sp. 4 D., 4 D.Sub., Sp. 4 D.Sub., C1, C2						
	Front, Right . . .	1	2081 316	1964 834	1964 834	1964 834	1961 748
	Left	1	2081 317	1964 835	1964 835	1964 835	1961 749
	4 D., Sp. 4 D., Sp. 4 D.Sub., C1, C2						
	Rear, Right . . .	1	2082 474	1964 784	1964 782	1964 782	
	Left	1	2082 475	1964 785	1964 783	1964 783	
	4 D.Sub.						
	Rear, Right . . .	1	2082 474	1964 782			
	Left	1	2082 475	1964 783			
	4 D., Sp. 4 D., Sp. 4 D.Sub., C3						
	Front, Right . . .	1	----	----	----	2165 224	
	Left	1	----	----	----	2165 225	
	Rear, Right . . .	1	----	----	----	2165 232	
	Left	1	----	----	----	2165 233	
	Sp. Cl. Cp., Cv. Cp., Cl. Sed., 2 D.Sub., C1, C2						
	Right	1	2195 828	1964 836	1964 836	1964 836	1961 750
	Left	1	2195 829	1964 837	1964 837	1964 837	1961 751
	Sp. Cl. Cp., Cv. Cp., C3, C4						
	Right	1	----	----	----	2165 226	
	Left	1	----	----	----	2165 227	

★ Indicates use as required.
 E Indicates parts not listed in any previous parts book.
 * Indicates change or addition.

1961 PASSENGER CAR PARTS CATALOG

BODY

CODE	PART NAME AND DESCRIPTION	PER CAR	VALIANT	PLYMOUTH	DESOTO	CHRYSLER	IMPERIAL
23-18-0 DOOR LOCKS AND REMOTE CONTROLS - Cont'd							
23-18-13	CONTROL, Rear Door Lock Remote						
	Right	1	----	----	----	----	1961 704
	Left	1	----	----	----	----	1961 705
23-18-20	LINK, Door Outside Handle to Lock						
	Front	2	2195 785	1963 638*	1963 639	1963 639	
	Rear	2	2081 826	1954 909	1954 911	1954 911	1961 736
	Sp. 4 D. Front	2	----	----	----	----	1961 752
	Sp. Cl. Cp., Cv. Cp.	2	----	----	----	----	1961 753
23-18-21	SPRING, Door Lock Remote Control Lever	★	849 517	849 517	849 517	849 517	849 517
23-18-25	CONTROL, Rear Door Lock Locking, w/LINK						
	4D., Sp. 4D., Right	1	2081 950	1884 486	1884 488	1884 488	1961 724
	Left	1	2081 951	1884 487	1884 489	1884 489	1961 725
	Sub. Right	1	2081 950	1884 488	----	1884 488	
	Left	1	2081 951	1884 489	----	1884 489	
23-18-26	LINK or ROD, Front Door Lock to Lock Cylinder	2	2082 616				
	Right	1	----	1954 818	1954 830	1954 830	
	Left	1	----	1954 819	1954 831	1954 831	
	Sp. 4 D. Right	1	----	----	----	----	1961 862
	Left	1	----	----	----	----	2093 412
	Sp. Cl. Cp., Cv. Cp. Right	1	----	----	----	----	1961 863
	Left	1	----	----	----	----	2093 413
23-18-27	KNOB, Rear Door Lock Locking Control	2	1952 601	1952 601	1952 601	1952 601	1952 601
	SCREW	2	158 414	158 414	158 414	158 414	158 414
	WASHER	2	1952 603	1952 603	1952 603	2241 263	1952 603
23-18-28	SPRING, Door Lock Actuator						
	Right	★	1458 246	1458 246	1458 246	1458 246	1458 246
	Left	★	1458 247	1458 247	1458 247	1458 247	1458 247
23-18-29	RETAINER, Door Outside Handle to Lock	★	1954 851	1954 851	1954 851	1954 851	1954 851
	CLIP, Front Door Lock Cylinder to Locking Lever	2	*2166 622	2166 622	2166 622	2166 622	2166 622
23-18-40	ANTI-RATTLE, Door Remote Control Link	★	2083 149	1952 778	1952 778	1952 778	
23-18-42	CLIP, Rear Door Remote Control and Lock Link Anti-Rattle	4	----	----	----	----	B6006 506
23-18-102	RETAINER, Electric Door Lock Switch						
	YL, YM, YH	2	----	----	----	----	1971 478
23-18-103	SWITCH, Electric Door Lock	2	----	----	----	----	2096 398
23-18-104	SPRING, Electric Door Lock Switch Retaining	8	----	----	----	----	2096 169
23-18-106	RELAY, Electric Door Lock	1	----	----	----	----	2257 703
23-18-107	LINK, Electric Door Lock Solenoid to Lock						
	Sp. 4 D. Front	2	----	----	----	----	1972 952
	Rear	2	----	----	----	----	2258 898
	Sp. Cl. Cp., Cv. Cp.	2	----	----	----	----	1972 954
23-18-109	CLIP, Electric Door Lock Solenoid to Lock Link						
	Right	★	----	----	----	----	6015 106
	Left	★	----	----	----	----	6015 107
23-18-112	CIRCUIT BREAKER, Electric Door Lock	1	----	----	----	----	1566 038
23-18-115	SOLENOID, Electric Door Lock, w/BRACKET						
	Sp. 4 D. Front	2	----	----	----	----	1972 940
	Rear, Right	1	----	----	----	----	1972 938
	Left	1	----	----	----	----	1972 939

★ Indicates use as required.
 □ Indicates parts not listed in any previous parts book.
 March 1, 1962 Supersedes May 31, 1961.

BODY

1961 PASSENGER CAR PARTS CATALOG

Page

CODE	PART NAME AND DESCRIPTION	PER CAR	VALIANT	PLYMOUTH	DESOTO	CHRYSLER	IM
23-18-0 DOOR LOCKS AND REMOTE CONTROLS - Cont'd							
23-18-115	SOLENOID - Cont'd Sp. Cl. Cp., Cv. Cp. Right	1	---	---	---	---	197
	Left	1	---	---	---	---	197
23-18-116	SCREW and WASHER, Electric Door Lock Solenoid Mounting Sp. 4 D. Front	4	---	---	---	---	209
	Rear	4	---	---	---	---	209
	Sp. Cl. Cp., Cv. Cp.	4	---	---	---	---	209
23-18-120	TERMINAL and INSULATOR PACKAGE, Electric Door Lock Solenoid	*	---	---	---	---	184
23-19-0 DECK LID							
23-19-8	LID, Deck w/Spare Tire PANEL	1	2082 404	1919 058	1919 061	1919 061	218
23-19-11	HANDLE PACKAGE, Deck Lid Lift NUT Except C4 w/MEDALLION. WASHER NUT ALL Use w/Spare Tire Panel	1 3 1 3 3 1	---	---	2240 900 151 497	*2275 007 *1961 286 151 497 *2196 515	218 151
	NUT	2	---	---	---	156 009	2240
	ALL	1	---	---	---	---	6006
	WASHER	3	---	---	---	---	151
	NUT	3	---	---	---	---	
	HANDLE, Deck Lid Lift, C4	1	---	---	---	B2189 367	
23-19-12	MEDALLION, Deck Lid Lift Handle	1	---	---	---	2094 217	
23-19-21	PLUG, Deck Lid Inside Panel Drain Hole	2	---	---	1878 752	1878 752	
23-19-22	GASKET, Deck Lid Lift Handle	1	---	---	---	---	2188
23-19-24	PANEL, Deck Lid Outside Finish	1	---	2166 742	---	---	
23-19-45	RING PACKAGE, Deck Lid Spare Tire Outer	1	---	---	---	---	2240
	WASHER	8	---	---	---	---	2094
	NUT	8	---	---	---	---	6006
	MOULDING PACKAGE, Deck Lid Spare Tire	1	---	---	---	2196 663	
	CLIP and BOLT	6	---	---	---	6006 428	
	NUT	6	---	---	---	151 497	
23-19-53	ORNAMENT PACKAGE, Deck Lid Spare Tire WASHER NUT	1 4 4	---	---	---	---	2240 2094 6006
23-19-54	PLATE, Deck Lid Spare Tire Ornament	1	---	---	---	---	2093
23-19-57	ORNAMENT, Deck Lid Spare Tire Except C4 "PKG" NUT C1, C2 C3 "Chrysler New Yorker"	1 4 1 1	---	---	---	2196 662 151 497 2189 484	
		1	---	---	---	2260 171	
23-19-60	TUBE, Deck Lid Spare Tire Ornament Drain Except C4	1	---	---	---	1961 489	
23-19-63	BUMPER, Deck Lid Upper Corner Side Upper Lower	2 2 2 2	---	2166 620	2094 759	2094 759	1961 7 1960 7 1960 6

★ Indicates use as required.
 ☐ Indicates parts not listed in any previous parts book.
 * Indicates change or addition.

1961 PASSENGER CAR PARTS CATALOG

BODY

CODE	PART NAME AND DESCRIPTION	PER CAR	VALIANT	PLYMOUTH	DESOTO	CHRYSLER	IMPERIAL
23-19-O DECK LID - Cont'd							
23-19-70	CATCH, Deck Lid Lock	1	2081 214	1867 661	1867 661	1867 661	1867 661
23-19-74	SUPPORT, Deck Lid Lower Panel Lock	1	2081 860	2093 979	1960 098	1960 098	1960 149
23-19-75	w/Tapping PLATE PLATE or REINFORCEMENT, Deck Lid Lock	1	-----	-----	1973 181	1973 181	-----
23-19-76	BRACKET, Deck Lid Hinge Support to Wheelhouse Except Cv. Cp.	1	-----	-----	1960 486	1960 486	1960 560
	Upper	2	-----	-----	-----	-----	1750 991
	Cv. Cp. Right	1	-----	-----	-----	-----	1751 130
	Left	1	-----	-----	-----	-----	1751 131
23-19-82	SUPPORT, Deck Lid Hinge Body Bracket						
	Right	1	2259 038				
	Left	1	2259 039				
	Except Cv. Cp.						
	Upper, Right	1	-----	1909 410	1919 014	1919 014	
	Left	1	-----	1909 411	1919 015	1919 015	
	Lower, Right	1	-----	1884 630	1884 636	1884 636	
	Left	1	-----	1884 631	1884 637	1884 637	
	Except Cv. Cp.						
	Right	1	-----	-----	-----	-----	1961 078
	Left	1	-----	-----	-----	-----	1961 079
	Cv. Cp. Right	1	-----	-----	-----	-----	1961 080
	Left	1	-----	-----	-----	-----	1961 081
23-19-84	HINGE, Deck Lid Except Cv. Cp.						
	Right	1	2259 299	2166 420	1884 620	1884 620	
	Left	1	2259 299	2166 421	1884 621	1884 621	
	Cv. Cp. Right	1	-----	2165 572	-----	2165 572	
	Left	1	-----	2165 573	-----	2165 573	
	ALL	2	-----	-----	-----	-----	2093 530
23-19-85	PIN, Deck Lid Hinge	2	2188 990	-----	-----	-----	1331 899
23-19-92	SPRING, Deck Lid Hinge Cv. Cp.	4	-----	2165 590	-----	2165 590	
23-19-96	RING, Deck Lid Hinge Pin Retaining	2	1922 183				
23-19-105	LOCK, Deck Lid	1	1961 038	1961 057	1961 038	1961 038	1961 057
23-19-114	NAME PLATE PACKAGE, Deck Lid						
	Plymouth	1	2275 300				
	NUT	3	6000 492				
	Sonoramic Commando Power CLIP	5	-----	2196 256	6000 050		
	Golden Commando Power CLIP	3	-----	6000 037			
	Letter "D"	1	-----	-----	2196 509		
	NUT	2	-----	-----	6000 050		
	"E"	1	-----	-----	2196 510		
	NUT	2	-----	-----	6000 050		
	"S"	1	-----	-----	2196 511		
	NUT	2	-----	-----	6000 050		
	"O"	2	-----	-----	2196 512		
	NUT	4	-----	-----	6000 050		
	"T"	1	-----	-----	2196 513		
	NUT	2	-----	-----	6000 050		
	MEDALLION or ORNAMENT PACKAGE, Deck Lid						
	Except P1-H, P2-H	1	2240 813	2240 782			
	NUT and SEAL	3	152 260	152 260			
	P1-H, P2-H	1	-----	2275 144			
	NUMERAL PACKAGE, Deck Lid C4 "3"	1	-----	-----	-----	2275 199	
	CLIP	2	-----	-----	-----	6000 176	
	"0"	2	-----	-----	-----	2275 140	
	CLIP	4	-----	-----	-----	6000 176	

as use as required.
 as parts not listed in any previous parts book.
 1, 1962 Supersedes May 31, 1961.

CODE	PART NAME AND DESCRIPTION	PER CAR	VALIANT	PLYMOUTH	DESOTO	CHRYSLER	IMPERIAL
23-19-0 DECK LID - Cont'd							
23-19-128	INSERT PACKAGE, Deck Lid Medallion	1	2240 814				
23-19-133	COVER, Deck Lid Lock Striker Support	1	-----	-----	-----	-----	2086 735
23-19-177	BAR, Deck Lid Hinge Torsion Except Cv. Cp.						
	Right	1	2081 480	1964 512	1964 512	1964 512	1877 540
	Left	1	2081 481	1964 513	1964 513	1964 513	1877 541
23-19-178	ROLLER, Deck Lid Hinge Torsion Bar End Except Cv. Cp.	2	2081 486	1952 228	1952 228	1952 228	*6006 243
	Cv. Cp.	2	-----	-----	-----	-----	6006 243
	ALL RETAINER, Center	1	E2259 413	-----	-----	-----	6000 594
23-19-185	LINK, Deck Lid Hinge to Torsion Bar						
	Sp. 4 D., Sp. Cl. Cp.	2	-----	-----	-----	-----	1877 521
	Cv. Cp.	2	-----	-----	-----	-----	1877 520
23-20-0 FLOOR MATS							
23-20-8	MAT, Front Floor						
	Heavy Duty Black	1	E2274 866				
	Std. Black	1	E2274 865				
	C1, Black	1	-----	2163 520	-----	2176 135	
	Blue	1	-----	2249 506	-----	2249 506	
	Green	1	-----	*2249 507	-----	2249 507	
	Brown	1	-----	2176 136	-----	2176 136	
23-20-11	MAT, Intermediate Floor						
	Sub., C1 Black	1	2249 372	2163 608	-----	2163 608	
	4 D. Sub., C1 Blue	1	-----	2212 105	-----	2212 105	
	Green	1	-----	2212 106	-----	2212 106	
	Brown	1	-----	2212 107	-----	2212 107	
23-20-14	PLATE, Door Sill Scuff						
	4D., 4D.Sub., Front, Right . . .	1	2259 142	1882 886	-----	1882 892	
	Left	1	2259 143	1882 887	-----	1882 893	
	4 D. Rear, Right	1	2259 144	1882 902	-----	1884 454	
	Left	1	2259 145	1882 903	-----	1884 455	
	4 D.Sub. Rear, Right	1	2259 146	1884 454			
	Left	1	2259 147	1884 455			
	Sp. Cl. Cp., Cv. Cp., Cl. Sed.,						
	2 D.Sub. Right	1	2195 638	1882 894	1882 898	1882 900	2162 140
	Left	1	2195 639	1882 895	1882 899	1882 901	2162 141
	Sp. 4 D., Sp. 4 D.Sub.,						
	Front, Right	1	-----	1884 420	1884 424	1884 426	2162 136
	Left	1	-----	1884 421	1884 425	1884 427	2162 137
	Rear, Right	1	-----	1884 452	1884 456	1884 456	2162 138
	Left	1	-----	1884 453	1884 457	1884 457	2162 139
23-20-16	INSERT, Door Scuff Plate Thread						
	C4	★	-----	-----	-----	1766 986	1839 956
23-20-19	SUPPORT, Door Sill Scuff Plate						
	4 D., Sp. 4 D., 4 D. Sub., Sp. 4 D. Sub.						
	Front, Right	1	-----	1954 286	1954 286	1954 286	1692 173
	Left	1	-----	1954 287	1954 287	1954 287	1692 173
	Rear, Right	1	-----	1954 288	1954 288	1954 288	1692 172
	Left	1	-----	1954 289	1954 289	1954 289	*1810 910
	Sp. Cl. Cp., Cv. Cp., Cl. Sed.,						
	2 D.Sub. Right	1	-----	1954 316	1954 316	1954 316	
	Left	1	-----	1954 317	1954 317	1954 317	
	Sp. Cl. Cp., Cv. Cp.	2	-----	-----	-----	-----	1690 742
23-20-20	EXTENSION, Door Sill Scuff Plate Support, Galvanized						
	2 D.Sub. Right	1	-----	1963 354			
	Left	1	-----	1963 343			

★ Indicates use as required.
 □ Indicates parts not listed in any previous parts book.
 * Indicates change or addition.

1961 PASSENGER CAR PARTS CATALOG

CODE	PART NAME AND DESCRIPTION	PER CAR	VALIANT	PLYMOUTH	DESOTO	CHRYSLER	IMPERIAL
23-20-0 FLOOR MATS - Cont'd							
23-20-20	EXTENSION - Cont'd 4 D.Sub., Sp.4 D.Sub. Rear, Right . . .	1	----	1963 380	----	1963 380	
	Left . . .	1	----	1963 381	----	1963 381	
23-20-24	EXTENSION, Door Sill Scuff Plate, Aluminum 2 D.Sub. Right . . .	1	----	1963 310			
	Left . . .	1	----	1963 311			
	Cl.Sed. Right . . .	1	----	1963 648			
	Left . . .	1	----	1963 649			
	4D., Sp.4 D., Rear, Right . . .	1	----	1963 308	1963 308	1963 308	
	Left . . .	1	----	1963 309	1963 309	1963 309	
	4 D.Sub., Sp.4 D.Sub. Rear, Right . . .	1	----	1963 378	----	1963 378	
	Left . . .	1	----	1963 379	----	1963 379	
	Sp. Cl. Cp., Cv. Cp. Right . . .	1	----	2166 024	2166 024	2166 024	
	Left . . .	1	----	2166 025	2166 025	2166 025	
	Sub., use w/Air Cond. Rear, Right . . .	1	----	E2094 276	----	E2094 276	
	Left . . .	1	----	E2094 277	----	E2094 277	
23-20-29	MAT, Rear Deck Floor Black . . .	1	2083 816	2212 367	2175 487	2175 487	
	Gray . . .	1	----	----	----	2176 070	
	Cv. Cp. Black, Left . . .	1	----	2249 552	----	2249 552	
23-20-41	MAT, Rear Floor Except Sub., Heavy Duty Black . . .	1	2249 372				
	Sub., P1-L, P2-L Black . . .	1	2251 072	2163 700			
	Except Sub., Black Green . . .	1	----	2163 526	----	2176 348	
	Blue . . .	1	----	E2249 464	----	2176 346	
	Brown . . .	1	----	2249 463	----	2176 345	
	Sub. 3rd Seat Well Black . . .	1	2083 463	2163 919	----	2163 919	
23-20-65	PLATE, Center Pillar Scuff 4 D., 4 D. Sub., Large Right . . .	1	2082 320				
	Left . . .	1	2082 321				
	Small, Right . . .	1	2259 122				
	Left . . .	1	2259 123				
	4 D., 4 D.Sub. Sp.4 D., Sp.4 D.Sub. Right . . .	2	----	1954 648	----	1954 648	
	Left . . .	1	----	1954 650	1954 650	1954 650	
		1	----	1954 651	1954 651	1954 651	
23-21-0 MIRRORS							
23-21-3	MIRROR PACKAGE, Rear View Outside Consists of: 1 - ---- Mirror 2 - 163 468 Screw 1 - ---- Gasket Taxi and Police, Outside, Clear . . .	*	2275 345				
	None-Glare . . .	1	----	E2292 194			
	Consists of: 1 - ---- Mirror 1 - ---- Set Screw 1 - ---- Gasket 1 - ---- Clip Driver's Side . . .	1	----	E2292 195			
	Consists of: 1 - ---- Mirror 1 - 2161 931 Anti-Squeak 2 - 274 791 Screw	1	----	2275 020	2275 020	2275 020	2275 020

* Indicates use as required.

E Indicates parts not listed in any previous parts book.
March 1, 1962 Supersedes May 31, 1961.

CODE	PART NAME AND DESCRIPTION	PER CAR	VALIANT	PLYMOUTH	DESOTO	CHRYSLER	IMPERIAL
23-21-O MIRRORS - Cont'd							
23-21-50	NUT, Rear View Outside Mirror Remote Control Dummy	1	----	----	----	----	2162 170
	WASHER	1	----	----	----	----	6022 791
23-21-65	HOUSING, Rear View Outside Mirror Remote Control	1	----	----	----	2162 115	
	NUT	2	----	----	----	6022 826	
23-21-66	BEZEL, Rear View Outside Mirror Remote Control Handle	1	----	2097 393	2080 539	2080 489	2161 431
23-21-67	PLATE, Rear View Outside Mirror Remote Control Mounting	1	----	----	2080 540		
23-21-74	NUT, Rear View Outside Mirror Remote Control Attaching	1	----	2080 839	2080 541	1901 838	2161 432
23-22-O GARNISH MOULDINGS							
23-22-7	MOULDING, Door Garnish Cl. Sed., 2 D. Sub.						
	Right	1	2195 398	1883 092			
	Left	1	2195 399	1883 093			
	4 D., 4 D. Sub., C3, Prime,						
	Front, Right . . .	1	2081 402	1883 148	----	1883 156	
	Left	1	2081 403	1883 149	----	1883 157	
	Rear	2	2081 478				
	4 D., C3, Prime,						
	Rear, Right . . .	1	----	1883 160	----	1883 176	
	Left	1	----	1883 161	----	1883 177	
	4 D. Sub., Prime,						
	Rear, Right . . .	1	----	1883 168			
	Left	1	----	1883 169			
	4 D., C1, C2, Prime,						
	Front, Right . . .	1	----	----	----	1883 148	
	Left	1	----	----	----	1883 149	
	Rear, Right . . .	1	----	----	----	1883 168	
	Left	1	----	----	----	1883 169	
	Sp. 4 D., Sub., C1, C2, Prime,						
	Front, Right . . .	1	----	*2165 890	*2165 890	2165 890	
	Left	1	----	*2165 891	*2165 891	2165 891	
	Rear, Right . . .	1	----	*2165 902	*2165 902	2165 902	
	Left	1	----	*2165 903	*2165 903	2165 903	
	Sp. Cl. Cp., Cv. Cp., C1, C2, Prime						
	Right	1	2195 398	2165 896	2165 896	2165 896	
	Left	1	2195 399	2165 897	2165 897	2165 897	
23-22-9	SUPPORT, Door Garnish Moulding						
	4 D., 4 D. Sub., Cl. Sed.	4	*2082 881				
	Sp. Cl. Cp., Cv. Cp.	4	----	----	1952 824	1952 824	
23-22-13	CLIP, Rear Window Lower Garnish Moulding						
	Y1-H	9	----	----	----	----	6008 223
23-22-53	MOULDING, Front Quarter Window Garnish						
	4 D. Sub. Right	1	2082 998				
	Left	1	2082 999				
	2 D. Sub. Right	1	----	1883 100			
	Left	1	----	1883 101			
	MOULDING, Rear Quarter Window Garnish						
	4 D. Sub., 2 D. Sub., Front to Roof Rail, Right	1	----	1902 304			
	Left	1	----	1902 305			
	Sp. 4 D. Sub., Front to Roof Rail, Right	1	----	----	----	1902 306	
	Left	1	----	----	----	1902 307	

★ Indicates use as required.

□ Indicates parts not listed in any previous parts book.
March 1, 1962 Supersedes May 31, 1961.

CODE	PART NAME AND DESCRIPTION	PER CAR	VALIANT	PLYMOUTH	DESOTO	CHRYSLER	IMPERIAL
23-22-0 GARNISH MOULDINGS - Cont'd							
23-22-53	MOULDING - Cont'd						
Sub.	Front, Right . . .	1	----	1839 926	----	1839 926	
	Left	1	----	1839 927	----	1839 927	
	Upper Center, Right	1	----	1839 928	----	1839 928	
	Left	1	----	1839 929	----	1839 929	
	Upper Rear, Right	1	----	1839 932	----	1839 932	
	Left	1	----	1839 933	----	1839 933	
	Lower Center, Right	1	----	1839 930	----	1839 930	
	Left	1	----	1839 931	----	1839 931	
	Lower Rear, Right	1	----	1839 934	----	1839 934	
	Left	1	----	1839 935	----	1839 935	
	MOULDING, Quarter Window Garnish						
Cl. Sed.	Front, Right . . .	1	2195 758				
	Left	1	2195 759				
	Upper, Right . . .	1	2195 800				
	Left	1	2195 801				
	Lower, Right . . .	1	2195 274				
	Left	1	2195 275				
Sp. Cl. Cp., Cl. Sed.	Rear, Right	1	2195 754				
	Left	1	2195 755				
Cl. Sed.	Right	1		1963 722			
	Left	1		1963 723			
Sp. Cl. Cp., Prime,	Right	1	----	----	2161 780	2161 780	
	Left	1	----	----	2161 781	2161 781	
Sp. Cl. Cp., Prime, C3, C4,	End, Right	1	----	----	1901 866	1901 866	
	Left	1	----	----	1901 867	1901 869	
Sp. Cl. Cp., Cl, C2, Prime,	End, Right	1	----	----	----	1901 866	
	Left	1	----	----	----	1901 867	
Sp. Cl. Cp., Chrome,	End, Right	1	----	----	----	2080 314	
	Left	1	----	----	----	2080 315	
Cv. Cp., Cl, Prime,	Right	1	----	----	----	2165 908	
	Left	1	----	----	----	2165 909	
4 D., Prime, Right		1	2082 994				
	Left	1	2082 995				
Sp. 4 D., w/High Window, Prime,	Right	1	----	1952 972	----	1952 976	
	Left	1	----	1952 973	----	1952 977	
Sp. 4 D., w/High Window, C3, Chrome,	Right	1	----	----	----	1963 710	
	Left	1	----	----	----	1963 711	
Sp. 4 D., Cl, C2, w/Low Window, Prime,	Right	1	----	----	1884 828	1884 828	
	Left	1	----	----	1884 829	1884 829	
Sp. 4 D.	Chrome, Right . .	1	----	----	----	----	1901 994
	Left	1	----	----	----	----	1901 995
	Rear, Right . . .	1	----	----	----	----	2080 858
	Left	1	----	----	----	----	2080 859
23-22-55	SUPPORT, Quarter Window Garnish Moulding						
Cl. Sed.	Right	1	2195 883	1909 488			
	Left	1	2195 883	1909 489			
	Upper	2	2195 775				
	Lower	2	2082 881				
4 D., Cl. Sed.	Rear	4	2195 775				
2 D. Sub.	Right	1	----	1909 490			
	Left	1	----	1909 491			

★ Indicates use as required.
 ☐ Indicates parts not listed in any previous parts book.
 * Indicates change or addition.

1961 PASSENGER CAR PARTS CATALOG

BODY

CODE	PART NAME AND DESCRIPTION	PER CAR	VALIANT	PLYMOUTH	DESOTO	CHRYSLER	IMPERIAL
23-22-0 GARNISH MOULDINGS - Cont'd							
23-22-77	MOULDING, Tailgate Belt Garnish Sub.	1	----	1839 977	----	1839 977	
23-22-78	MOULDING, Tailgate Opening Garnish Sub.	1	----	1839 976	----	1839 976	
23-22-80	SPACER, Tailgate Belt Garnish Moulding Sub.	2	----	2094 449	----	2094 449	
	Outer	2	----	2094 448	----	2094 448	
23-22-81	SEAL, Tailgate Garnish Moulding End Sub.	2	----	2161 818	----	2161 818	
23-22-85	COVER, Rear Window Garnish Moulding Joint Sp. Cl. Cp., w/High Window .	1	----		2086 168	2086 168	
	Sp. 4 D., w/High Window, Chrome, Upper .	1	----		1963 670	1963 670	
	Chrome, Upper .	1	----				1901 990
	Lower.	1	----				1901 991
23-22-86	MOULDING, Rear Low Window Garnish 4D., Sp. 4D., Prime, Upper . .	1	----		1882 955	1882 955	
	Side, Right	1	----		1883 002	1883 002	
	Left	1	----		1883 003	1883 003	
	MOULDING, Rear High Window Garnish Sp. 4 D., C3, Chrome, Upper and Side, Right	1	----		1963 668	1963 668	
	Left	1	----		1963 669	1963 669	
	Sp. 4 D., Prime, Upper and Side, Right	1	----			1952 654	
	Left	1	----			1952 655	
	Sp. Cl. Cp., C3, C4, Chrome, Upper, Right	1	----			2086 056	
	Left	1	----			2086 057	
	Sp. Cl. Cp., Prime Upper, Right	1	----		1839 940	1839 940	
	Left	1	----		1839 941	1839 941	
	MOULDING, Rear Window Garnish Sp. 4 D., YL, YM, Chrome, Upper, Right	1	----				1901 971
	Left	1	----				1901 972
	Lower, Right	1	----				1901 969
	Left	1	----				1901 970
	Lower Corner, Right	1	----				1901 992
	Left	1	----				1901 993
	Sp. 4 D., YH, Chrome, Upper	1	----				2080 860
	Lower	1	----				2080 910
	Sp. Cl. Cp., Chrome, Upper, Right	1	----				1901 988
	Left	1	----				1901 989
	Lower, Right	1	----				1901 986
	Left	1	----				1901 987
	Lower Corner, Right	1	----				1902 000
	Left	1	----				1902 001
23-22-145	MOULDING, Windshield Garnish Prime, Lower, Right . .	1	2083 086	1839 538	1839 558	1839 546	1839 566
	Left	1	2083 087	1839 539	1839 558	1839 547	1839 567
	SCREW	2	145 417				

★ Indicates use as required.

⊠ Indicates parts not listed in any previous parts book.
March 1, 1962 Supersedes May 31, 1961.

Printed in U.S.A.
Prices and specifications subject to change without notice.
* Indicates change or addition.

CODE	PART NAME AND DESCRIPTION	PER CAR	VALIANT	PLYMOUTH	DESOTO	CHRYSLER	IMPERIAL
23-22-0 GARNISH MOULDINGS - Cont'd							
23-22-145	MOULDING - Cont'd						
	Except Cv. Cp., Prime,						
	Upper	1	----	2165 504	2165 504	2165 504	
	Side, Right	1	----	2165 498	2165 498	2165 498	
	Left	1	----	2165 499	2165 499	2165 499	
	Cv. Cp., Prime,						
	Upper	1	----	1882 915	----	1882 915	
	Cv. Cp. Chrome, Upper	1	----	1954 048	----	1954 048	
	Side, Right	1	----	1963 346	----	1963 346	
	Left	1	----	1963 347	----	1963 347	
	4 D., Sp. 4 D., Sp. 4 D. Sub.,						
	Sp. Cl. Cp., Chrome,						
	Upper	1	----	2165 500	2165 500	2165 500	
	Side, Right	1	----	2165 494	2165 494	2165 494	
	Left	1	----	2165 495	2165 495	2165 495	
	Cv. Cp. Chrome, Upper	1	----	----	----	----	2093 619
	Side, Right	1	----	----	----	----	1901 998
	Left	1	----	----	----	----	1901 999
	Except Cv. Cp., Chrome,						
	Upper, Right	1	----	----	----	----	2080 782
	Left	1	----	----	----	----	2080 783
	Side, Right	1	----	----	----	----	1901 996
	Left	1	----	----	----	----	1901 997
	Sp. 4 D., Sp. Cl. Cp., Chrome,						
	Upper Corner,						
	Right	1	----	----	----	----	1901 974
	Left	1	----	----	----	----	1901 975
	All, Plate, Inner, Right	1	----	----	----	----	2080 306
	Left	1	----	----	----	----	2080 307
	Outer, Right	1	----	----	----	----	1902 274
	Left	1	----	----	----	----	1902 275
23-22-148	COVER, Windshield Garnish						
	Moulding Center Joint,						
	Chrome, Lower	1	----	----	----	----	2080 284
23-22-151	SUPPORT, Windshield Garnish						
	Moulding						
	Cv. Cp. Upper	1	----	1964 348	1964 348	1964 345	
	Except Cv. Cp.	4	----	1963 956	1963 956	1963 956	
23-22-152	SPACER, Windshield Upper						
	Garnish Moulding	6	----	----	----	----	1901 973
23-22-160	ORNAMENT, Windshield Lower						
	Garnish Moulding	6	----	----	----	----	2080 285
	NUT	6	----	----	----	----	6008 032
23-23-0 OUTSIDE FINISH MOULDINGS							
23-23-2	MOULDING PACKAGE, Body						
	Side Sill Outside Finish						
	All Right	1	----	----	2196 524	----	
	CLIP	6	----	----	6000 942	----	
	Left	1	----	----	2196 525	----	
	CLIP	6	----	----	6000 942	----	
	C1 Right	1	----	----	----	2196 730	
	CLIP	7	----	----	----	6000 732	
	CLIP and BOLT	1	----	----	----	6010 046	
	NUT	1	----	----	----	151 497	
	Left	1	----	----	----	2196 731	
	CLIP	7	----	----	----	6000 732	
	CLIP and BOLT	1	----	----	----	6010 046	
	NUT	1	----	----	----	151 497	
	C2 Right	1	----	----	----	2196 732	
	CLIP	7	----	----	----	6000 732	
	CLIP and BOLT	1	----	----	----	6010 046	
	NUT	1	----	----	----	151 497	
	Left	1	----	----	----	2196 733	
	CLIP	7	----	----	----	6000 732	

★ Indicates use as required.
 ☐ Indicates parts not listed in any previous parts book.
 * Indicates change or addition.

1961 PASSENGER CAR PARTS CATALOG

CODE	PART NAME AND DESCRIPTION	PER CAR	VALIANT	PLYMOUTH	DESOTO	CHRYSLER	IMPERIAL
23-23-0 OUTSIDE FINISH MOULDINGS - Cont'd							
23-23-2	MOULDING PACKAGE - Cont'd						
	CLIP and BOLT	1	----	----	----	6010 046	
	NUT	1	----	----	----	151 497	
	C3 Right	1	----	----	----	2196 734	
	CLIP	4	----	----	----	6000 942	
	CLIP	1	----	----	----	6010 046	
	NUT	1	----	----	----	151 497	
	Left	1	----	----	----	2196 735	
	CLIP	4	----	----	----	6000 942	
	CLIP	1	----	----	----	6010 046	
	NUT	1	----	----	----	151 497	
	Right	1	----	----	----	----	2275 107
	CLIP	5	----	----	----	----	6000 938
	SCREW	10	----	----	----	----	125 978
	Left	1	----	----	----	----	2275 108
	CLIP	5	----	----	----	----	6000 938
	SCREW	10	----	----	----	----	125 978
23-23-14	MOULDING, Front Pillar Face						
	Cv. Cp. Right	1	----	----	----	----	2093 136
	Left	1	----	----	----	----	2093 137
23-23-23	MOULDING PACKAGE, Deck						
	Opening Lower Panel						
	Upper	1	----	----	2275 024	2240 902	
	CLIP	7	----	----	6006 519	6006 519	
	Lower Center . .	1	----	----	----	2275 012	
	CLIP	3	----	----	----	6006 301	
	Lower Outer . . .	2	----	----	----	2275 013	
	CLIP	2	----	----	----	6006 519	
	Right	1	----	----	----	----	2240 944
	WASHER	4	----	----	----	----	2093 930
	NUT	4	----	----	----	----	120 376
	Left	1	----	----	----	----	2240 945
	WASHER	4	----	----	----	----	2093 930
	NUT	4	----	----	----	----	120 376
	Filler Door	1	----	----	----	----	2240 949
	SCREW	3	----	----	----	----	159 229
	WASHER	3	----	----	----	----	6008 131
23-23-28	INSERT, Deck Opening Lower						
	Panel Moulding						
	C3 Right	1	----	----	----	2094 626	
	Left	1	----	----	----	2094 627	
23-23-30	MOULDING PACKAGE, Deck						
	Lid	1	2196 606				
	RETAINER and BOLT	10	6017 001				
	NUT	10	9415 250				
	P1-H, P2-H Front	1	----	2240 775			
	RETAINER and BOLT	2	----	6000 930			
	NUT	2	----	6006 024			
	Side Right	1	----	2240 776			
	RETAINER and BOLT	4	----	6000 930			
	NUT	4	----	6006 024			
	Side Left	1	----	2240 777			
	RETAINER and BOLT	4	----	6000 930			
	NUT	4	----	6006 024			
	Lower	2	----	2240 778			
	CLIP and BOLT	6	----	6000 863			
	WASHER	6	----	446 161			
	NUT	6	----	441 256			
	P1-L, P2-L, P1-M, P2-M,						
	Lower	1	----	2240 783			
	CLIP and BOLT	6	----	6000 863			
	NUT	6	----	441 256			
	SCREW	1	----	----	2240 901		
	MOULDING, Deck Lid,	3	----	----	161 798		
	Center	1	----	----	----		2093 611
	RETAINER	4	----	----	----		6006 467
	SCREW	4	----	----	----		161 798

★ Indicates use as required.

⊠ Indicates parts not listed in any previous parts book.
March 1, 1962 Supersedes May 31, 1961.

CODE	PART NAME AND DESCRIPTION	PER CAR	VALIANT	PLYMOUTH	DESOTO	CHRYSLER	IMPERIAL
23-23-0 OUTSIDE FINISH MOULDINGS - Cont'd							
23-23-32	MOULDING, Front Door Outside Window Opening Frame						
	NOTE: See illustration in front of group for Mouldings not listed						
	4 D., 4 D.Sub.						
	Front, Right . . .	1	2081 876				
	Left	1	2081 877				
	Upper, Right . . .	1	2081 878				
	Left	1	2081 879				
	Rear, Right . . .	1	2081 880				
	Left	1	2081 881				
	MOULDING PACKAGE, Front Door Outside Window Opening Frame						
	4 D. Front, Right . . .	1	----	2240 873	----	2240 873	
	SCREW	3	----	6022 059	----	6022 059	
	Left	1	----	2240 874	----	2240 874	
	SCREW	3	----	6022 059	----	6022 059	
	Upper, Right . . .	1	----	2240 866	----	2240 866	
	SCREW	3	----	6022 059	----	6022 059	
	Left	1	----	2240 867	----	2240 867	
	SCREW	3	----	6022 059	----	6022 059	
23-23-33	MOULDING, Rear Door Outside Window Opening Frame						
	NOTE: See illustration in front of group for Mouldings not listed.						
	4D., 4D.Sub., Front, Right . . .	1	2081 882				
	Left	1	2081 883				
	4 D., 4 D.Sub. Upper, Right . . .	1	2081 884				
	Left	1	2081 885				
	Rear, Right . . .	1	2081 886				
	Left	1	2081 887				
	MOULDING PACKAGE, Rear Door Outside Window Opening Frame						
	4 D. Right	1	----	2240 975	----	2240 868	
	SCREW	4	----	6022 059	----	6022 059	
	Left	1	----	2240 976	----	2240 869	
	SCREW	4	----	6022 059	----	6022 059	
23-23-36	MOULDING, Front Door Vent Wing Division Channel						
	Outer	2	E2189 707	----	----	----	1751 323
	Inner	2	E2189 707	----	----	----	1751 325
23-23-39	MOULDING PACKAGE, Quarter Panel Outside Finish Belt						
	NOTE: See illustration in front of group for Mouldings not listed.						
	4 D., Cl. Sed.,						
	Right	1	----	2084 772	----		
	Left	1	----	2084 773	----		
	CLIP and SEAL	2	----	6000 862	----		
	Sub. Right	1	----	2196 814	----		
	Left	1	----	2196 815	----		
	CLIP and SEAL	2	----	6000 721	----		
	MOULDING PACKAGE, Quarter Panel Tailgate Extension						
	Sub. Upper	2	----	----	----	2240 974	
	SCREW	2	----	----	----	125 978	
	CLIP	4	----	----	----	6000 239	
	NUT	1	----	----	----	120 622	
	Lower, Right . . .	1	----	----	----	2240 972	
	CLIP	2	----	----	----	6010 046	
	Left	1	----	----	----	2240 973	
	CLIP	1	----	----	----	6010 046	

★ Indicates use as required.
 ☐ Indicates parts not listed in any previous parts book.
 * Indicates change or addition.

CODE	PART NAME AND DESCRIPTION	PER CAR	VALIANT	PLYMOUTH	DESOTO	CHRYSLER	IMPERIAL
23-23-0 OUTSIDE FINISH MOULDINGS - Cont'd							
23-23-39	MOULDING PACKAGE, Quarter Panel Wheel Opening Sub., P1-H, P2-H,						
	Right	1	----	2196 180			
	SCREW	7	----	125 978			
	Left	1	----	2196 181			
	SCREW	7	----	125 978			
C3	Right	1	----	----	2196 526	2196 526	
	SCREW	7	----	----	125 978	125 978	
	Left	1	----	----	2196 527	2196 527	
	SCREW	1	----	----	125 978	125 978	
All	Right	1	----	----	----	----	2196 820
	SCREW	5	----	----	----	----	161 627
	Left	1	----	----	----	----	2196 821
	SCREW	5	----	----	----	----	161 627
23-23-41	CAP or COVER, Body Outside Finish Moulding Joint						
	Cv. Cp., Folding Top Belt Bar Finish Moulding	1	----	1963 336	----	1963 336	
	Sp. Cl. Cp., Rear Window, Side and Lower, Right	1	----	1909 616			
	Left	1	----	1909 617			
	Cl. Sed., 4 D. Sed., w/Low Window, Side and Lower	2	----	1954 784			
	Sp. Cl. Cp., P1-M, P2-M, w/Low Window, Side and Upper, Right	1	----	1954 732			
	Left	1	----	1954 733			
	Cl. Sed., Rear Window, Upper and Lower	1	----	2093 479			
	4 D., Sp. 4 D., Rear Window, Upper and Lower	1	----	2093 479	2093 479	2093 479	
	Sp. Cl. Cp., Upper Center	1	----	----	2093 479	2093 479	
	Sp. Cl. Cp., P1-H, P2-H, w/High Window, Side and Upper, Right	1	----	1954 730			
	Left	1	----	1954 731			
	Sp. Cl. Cp., Cv. Cp., 4 D., Sp. 4 D., Deck Lid Outside Finish, Rear, Pkg., Right	1	----	2240 780			
	Left	1	----	2240 781			
	NUT	2	----	441 256			
	Sp. Cl. Cp., Cv. Cp., 4 D., Sp. 4 D., Deck Opening Lower Panel Lower Outer to Center, Pkg., Right	1	----	----	----	2275 010	
	Left	1	----	----	----	2275 011	
	CLIP	2	----	----	----	6006 515	
	Sp. 4 D., P1-H, P2-H, Rear Window, Side and Lower, w/High Window, Right	1	----	2166 340			
	Left	1	----	2166 341			
	Cv. Cp., Belt Moulding to Quarter Panel, Pkg., Right	1	----	----	----	----	2196 682
	Left	1	----	----	----	----	2196 683
	FASTENER	2	----	----	----	----	6006 254
	Sp. Cl. Cp., Sp. 4 D., Rear Window, Lower	1	----	----	----	----	2188 375
23-23-42	MOULDING PACKAGE, Roof Panel Outside Finish						
	Sub., Side Front, Right	1	2196 628				
	Left	1	2196 629				

★ Indicates use as required.

☐ Indicates parts not listed in any previous parts book.
March 1, 1962 Supersedes May 31, 1961.

CODE	PART NAME AND DESCRIPTION	PER CAR	VALIANT	PLYMOUTH	DESOTO	CHRYSLER	IMPERIAL
23-23-0 OUTSIDE FINISH MOULDINGS - Cont'd							
23-23-42	MOULDING PACKAGE - Cont'd						
	RETAINER	2	6017 013				
	NUT and WASHER	2	151 497				
	CLIP	8	6017 010				
	SCREW	2	161 798				
	Sub., Side Rear,						
	Right	1	2196 626				
	Left	1	2196 627				
	SCREW	2	161 798				
	CLIP	4	6017 010				
	Sub., Rear	1	2196 624				
	SCREW	4	161 798				
	CLIP	4	6017 010				
	Sp. 4 D., Side Front						
	Right	1	----	2240 771			
	Left	1	----	2240 772			
	SCREW	8	----	161 589			
	Sp. 4 D., Side Rear,						
	Right	1	----	2240 773			
	Left	1	----	2240 774			
	SCREW	6	----	161 589			
	CLIP	2	----	6000 889			
	Sp. Cl. Cp., P1-H, P2-H,						
	Extension, Right	1	----	2196 102			
	Left	1	----	2196 103			
	SCREW	2	----	161 589			
	Cl. Sed., Side Rear Extension,						
	Right	1	----	2275 158			
	Left	1	----	2275 159			
	CLIP	2	----	6000 721			
	SCREW	2	----	161 589			
	Sp. 4 D., w/High Window, Side						
	Rear Extension,						
	Right	1	----	2275 158			
	Left	1	----	2275 159			
	CLIP	2	----	6000 721			
	SCREW	2	----	161 589			
	Sp. 4D., P1-H, P2-H, Side,						
	Rear, Extension and Cover	1	----	2275 336			
	Sp. Cl. Cp., C3, Side, Front,						
	Right	1	----	----	2196 665	2196 665	
	Left	1	----	----	2196 666	2196 666	
	CLIP and SEAL	8	----	----	6006 444	6006 444	
	Sp. Cl. Cp., C3, Rear,						
	Right	1	----	----	2196 667	2196 667	
	Left	1	----	----	2196 668	2196 668	
	RETAINER	2	----	----	6006 490	6006 490	
		4	----	----	6006 491	6006 491	
	Sp. 4 D., Y1-H, Side,						
	Right	1	----	----	----	----	2196 696
	Left	1	----	----	----	----	2196 697
	NUT	4	----	----	----	----	9411 618
	Sp. Cl. Cp., P1-H, P2-H, Side,						
	Right	1	----	2196 100			
	Left	1	----	2196 101			
	SCREW	14	----	161 589			
	Sub., Rear Front	2	----	2196 252	----	2196 252	
	CLIP	20	----	6006 301	----	6006 301	
	Sub., Top	2	----	2196 253	----	2196 253	
	CLIP	28	----	6006 301	----	6006 301	
	Sp. 4 D., Upper,						
	Right	1	----	----	----	----	2196 692
	Left	1	----	----	----	----	2196 693
	NUT	14	----	----	----	----	9411 618

★ Indicates use as required.
 ☐ Indicates parts not listed in any previous parts book.
 * Indicates change or addition.

1961 PASSENGER CAR PARTS CATALOG

BODY

CODE	PART NAME AND DESCRIPTION	PER CAR	VALIANT	PLYMOUTH	DESOTO	CHRYSLER	IMPERIAL
23-23-0 OUTSIDE FINISH MOULDINGS - Cont'd							
23-23-42	MOULDING PACKAGE - Cont'd						
	Sp. Cl. Cp., Y1-L, Y1-M,						
	Upper, Right	1	----	----	----	----	2196 694
	Left	1	----	----	----	----	2196 695
	NUT	14	----	----	----	----	9411 618
	Sp. 4 D., Y1-L, Y1-M, Side,						
	Right	1	----	----	----	----	2196 696
	Left	1	----	----	----	----	2196 697
	NUT	4	----	----	----	----	9411 618
	Sp. Cl. Cp., Y1-L, Y1-M,						
	Side, Right	1	----	----	----	----	2196 698
	Left	1	----	----	----	----	2196 699
	NUT	6	----	----	----	----	9411 618
	Sp. 4D., RY1-H. Belt.						
	Right	1	----	----	----	----	2275 314
	Left	1	----	----	----	----	2275 315
	RETAINER	2	----	----	----	----	6001 205
	CLIP	4	----	----	----	----	6001 208
	SCREW	4	----	----	----	----	161 871
	SEALER	4	----	----	----	----	6022 862
	SEALER	2	----	----	----	----	6022 850
	NUT and SEAL	2	----	----	----	----	152 260
	SCREW	2	----	----	----	----	161 430
	CLIP and SEAL	8	----	----	----	----	6001 204
	Sp. 4D., RY1-H. Belt Extension.						
	Right	1	----	----	----	----	2275 312
	Left	1	----	----	----	----	2275 313
	SCREW	2	----	----	----	----	161 430
	NUT	2	----	----	----	----	152 260
	4 D. Sub., Side Extension,						
	Right	1	2275 197				
	Left	1	2275 198				
	SEAL	4	2259 189				
	NUT	4	152 260				
	COVER, Roof Panel						
	Sp. 4 D., Stainless S.,						
	Right	1	----	----	----	----	1961 300
	Left	1	----	----	----	----	1961 301
23-23-49	MOULDING, Folding Top Belt						
	Outside Finish						
	Cv. Cp., Right	1	----	2165 704	----	1963 334	
	Left	1	----	2165 705	----	1963 335	
	Cv. Cp., Pkg., Right	1	----	----	----	----	2196 684
	Left	1	----	----	----	----	2196 685
	FASTENER	20	----	----	----	----	2094 380
23-23-50	PLATE, Roof Side Rear						
	Moulding Retainer Backing						
	Sp. Cl. Cp., RC3	4	----	----	2189 294	2189 294	
23-23-52	MOULDING PACKAGE, Rear						
	Window Outside Finish						
	Sp. 4 D., w/High Window,						
	Lower End, Right	1	----	----	----	2275 027	
	Left	1	----	----	----	2275 028	
	CLIP	2	----	----	----	6000 688	
	CLIP	2	----	----	----	6000 733	
	4 D., w/Low Window, Lower						
	End, Right	1	----	----	----	2275 025	
	Left	1	----	----	----	2275 026	
	CLIP	2	----	----	----	6000 688	
	CLIP	2	----	----	----	6000 733	
	Sp. Cl. Cp., Lower	1	----	2084 785	----	----	
	CLIP	7	----	6000 693	----	----	

★ Indicates use as required.
 ☐ Indicates parts not listed in any previous parts book.
 March 1, 1962 Supersedes May 31, 1961.

CODE	PART NAME AND DESCRIPTION	PER CAR	VALIANT	PLYMOUTH	DESOTO	CHRYSLER	IMPERIAL
23-23-0 OUTSIDE FINISH MOULDINGS - Cont'd							
23-23-52	MOULDING PACKAGE - Cont'd						
	Sp. 4 D., w/High Window,						
	Lower End, Right	1	----	2084 776			
	Left	1	----	2275 336			
	CLIP	2	----	6000 862			
	SCREW	2	----	161 589			
	Sp. 4 D., w/High Window,						
	Upper and Side,						
	Right	1	----	2084 778			
	Left	1	----	2084 779			
	CLIP	10	----	6000 692			
	Cl.Sed., 4 D., Sp. 4 D.,						
	Lower, Right	1	----	2084 774			
	Left	1	----	2084 775			
	CLIP	12	----	6000 693			
	Sp. 4 D., w/High Window,						
	Upper and Side,						
	Right	1	----	-----	-----	2196 288	
	Left	1	----	-----	-----	2196 289	
	CLIP	10	----	-----	-----	6000 692	
	Sp. Cl. Cp., w/High Window,						
	Upper and Side,						
	Right	1	----	-----	2196 808	2196 808	
	Left	1	----	-----	2196 809	2196 809	
	CLIP	12	----	-----	6000 692	6000 692	
	4 D., Sp. 4 D., Lower Center	1	----	-----	2196 292	2196 292	
	CLIP	7	----	-----	6000 689	6000 689	
	Sp. Cl. Cp., w/High Window,						
	Lower Side, Right	1	----	-----	2196 810	2196 810	
	Left	1	----	-----	2196 811	2196 811	
	CLIP	2	----	-----	6000 688	6000 688	
	SCREW	2	----	-----	9414 042	9414 042	
	Sp. Cl. Cp., P2-H, w/High						
	Window, Side,						
	Right	1	----	2084 780			
	Left	1	----	2084 781			
	CLIP	10	----	6000 692			
	Sp. Cl. Cp., P1-M, P2-M,						
	w/Low Window, Side,						
	Right	1	----	2084 782			
	Left	1	----	2084 783			
	CLIP	10	----	6000 692			
	Sp. Cl. Cp.,						
	Upper	1	----	2084 784			
	CLIP	7	----	6000 692			
	4 D., w/Low Window, Upper						
	and Side, Right	1	----	-----	-----	2196 282	
	Left	1	----	-----	-----	2196 283	
	CLIP	10	----	-----	-----	6000 692	
	Sp. 4 D., C1, C2, w/Low						
	Window, Upper and Side,						
	Right	1	----	-----	2196 282	2196 282	
	Left	1	----	-----	2196 283	2196 283	
	CLIP	10	----	-----	6000 692	6000 692	
	Sp. Cl. Cp., Lower Center	1	----	-----	2196 812	2196 812	
	CLIP	6	----	-----	6000 688	6000 688	
	Sp. 4 D., C1, C2, w/Low Window,						
	Lower End, Right	1	----	-----	2196 284	2196 284	
	Left	1	----	-----	2196 285	2196 285	
	CLIP	2	----	-----	6000 773	6000 773	
	CLIP	2	----	-----	6000 903	6000 903	
	SCREW	2	----	-----	161 592	161 592	
	SCREW	2	----	-----	125 675	125 675	

★ Indicates use as required.
 ☐ Indicates parts not listed in any previous parts book.
 * Indicates change or addition.

1961 PASSENGER CAR PARTS CATALOG

BODY

CODE	PART NAME AND DESCRIPTION	PER CAR	VALIANT	PLYMOUTH	DESOTO	CHRYSLER	IMPERIAL
23-23-0 OUTSIDE FINISH MOULDINGS - Cont'd							
23-23-52	MOULDING PACKAGE - Cont'd						
	4D., C1, C2, C3, w/Low Window,						
	Lower End. Right	1	----	----	----	2196 284	
	Left	1	----	----	----	2196 285	
	CLIP	2	----	----	----	6000 773	
	CLIP	2	----	----	----	6000 903	
	SCREW	2	----	----	----	161 592	
	SCREW	2	----	----	----	125 675	
	Cl. Sed., 4 D., w/Low Window,						
	Side and Upper,						
	Right	1	----	2084 770	----	----	
	Left	1	----	2084 771	----	----	
	CLIP	10	----	6000 692	----	----	
	Sp. 4 D., Y1-L, Y1-M, Side,						
	Right	1	----	----	----	----	2196 824
	Left	1	----	----	----	----	2196 825
	CLIP	12	----	----	----	----	6006 201
	Sp. 4 D., Y1-L, Y1-M, Upper	1	----	----	----	----	2196 822
	CLIP	14	----	----	----	----	6006 201
	Sp. Cl. Cp., Side,						
	Right	1	----	----	----	----	2196 826
	Left	1	----	----	----	----	2196 827
	CLIP	12	----	----	----	----	6006 201
	Sp. Cl. Cp., Y1-L, Y1-M, Upper .	1	----	----	----	----	2196 823
	CLIP	14	----	----	----	----	6006 201
	Sp. Cl. Cp., Lower,						
	Right	1	----	----	----	----	2196 880
	Left	1	----	----	----	----	2196 881
	CLIP	16	----	----	----	----	6006 200
	Sp. 4 D., Y1-L, Y1-M, Lower,						
	Right	1	----	----	----	----	2196 882
	Left	1	----	----	----	----	2196 883
	CLIP	16	----	----	----	----	6006 200
	MOULDING, Rear Window						
	Outside Finish						
	Sp. 4 D., Y1-H,						
	Right	1	----	----	----	----	1961 516
	Left	1	----	----	----	----	1961 517
23-23-60	MOULDING PACKAGE, Tailgate						
	Opening Outside Finish						
	Sub., Roof Rear	1	----	2196 466	----	2196 466	
	CLIP	7	----	6006 451	----	6006 451	
	Rear Pillar, Right	1	2196 608	2196 462	----	2196 462	
	Left	1	2196 609	2196 463	----	2196 463	
	CLIP	★	6006 451	6006 451	----	6006 451	
	Cap, Right	1	----	2196 464	----	2196 464	
	Left	1	----	2196 465	----	2196 465	
	CLIP	2	----	6006 451	----	6006 451	
23-23-61	MOULDING PACKAGE, Tailgate						
	Opening Outside Finish						
	Sub., Belt	1	----	2196 460	----	2196 460	
	CLIP	2	----	6006 441	----	6006 441	
	SCREW	2	----	151 306	----	151 306	
	Sub., Bumper, Right	1	----	2275 031	----	----	
	Left	1	----	2275 032	----	----	
	NUT	4	----	151 497	----	----	
	Sub., C1, C3, Upper	1	----	----	----	2275 021	
	SCREW	7	----	----	----	125 978	
	CLIP	9	----	----	----	6000 239	

★ Indicates use as required.
 ☐ Indicates parts not listed in any previous parts book.
 May 31, 1961 Supersedes Jan. 6, 1961.

CODE	PART NAME AND DESCRIPTION	PER CAR	VALIANT	PLYMOUTH	DESOTO	CHRYSLER	IMPERIAL
23-23-0 OUTSIDE FINISH MOULDINGS - Cont'd							
23-23-65	MOULDING PACKAGE - Cont'd Except Cv. Cp., Upper, Right	1	----	----	----	----	2196 474
	Left	1	----	----	----	----	2196 475
	RETAINER	2	----	----	----	----	6006 338
23-23-66	CAP, Windshield Outside Finish Moulding Joint All, Lower Center . .	1	----	----	----	----	1692 191
	Except Cv. Cp., PKG., Upper Center . .	1	----	----	----	----	2196 476
23-23-73	MOULDING, Quarter Window Outside Finish Sp. Cl. Cp., Upper, Right . . .	1	2195 964				
	Left	1	2195 965				
	Rear, Right	1	2195 836				
	Left	1	2195 837				
	4 D., Upper, Right	1	2081 916				
	Left	1	2081 917				
	4 D., 4 D. Sub. Front, Right . . .	1	2081 914				
	Left	1	2081 915				
	4 D. Rear, Right	1	2081 918				
	Left	1	2081 919				
	4 D. Sub., Rear, Right	1	2082 992				
	Left	1	2082 993				
	Sub. Upper, Right	1	2082 742	1961 212	----	1961 212	
	Left	1	2082 743	1961 213	----	1961 213	
	Lower, Right	1	----	1961 214	----	1961 214	
	Left	1	----	1961 215	----	1961 215	
	Front, Right	1	----	2094 018	----	2094 018	
	Left	1	----	2094 019	----	2094 019	
23-23-74	CAP, Quarter Window Outside Finish Sub., w/RETAINER, Front Upper, Right	1	----	2094 016	----	2094 016	
	Left	1	----	2094 017	----	2094 017	
	Lower	2	----	1961 210	----	1961 210	
	Sub., PKG., Lower, Rear, Right	1	----	2196 816	----	2196 816	
	Left	1	----	2196 817	----	2196 817	
	SCREW	2	----	125 978	----	125 978	
23-23-75	SEAL, Folding Top Belt Out- side Finish Moulding Retainer Cv. Cp.	★	----	2165 279	----	2165 279	
23-23-77	PACKAGE, Tailgate and Quarter Panel Textured Panel Sp. 4D, Sub., C1, C3	1	----	----	----	2188 679	
23-23-85	PANEL, Quarter Panel Outside Finish 4 D., Sp. 4 D., P1-H, P2-H, Right	1	----	1964 776			
	Left	1	----	1964 777			
	Sp. Cl. Cp., Cv. Cp., P2-H, Right	1	----	1964 916			
	Left	1	----	1964 917			
	4 D. Sub., P1-H, P2-H, Right	1	----	2094 862			
	Left	1	----	2094 863			
23-26-0 TRIM FINISH MOULDINGS							
23-26-2	MOULDING, Rear Quarter Arm Rest Sp. Cl. Cp., P2-H Sp. Cl. Cp., Cv. Cp., Y1-M	2 2	----	1868 886	----	----	2241 075

★ Indicates use as required.
 ☐ Indicates parts not listed in any previous parts book.
 * Indicates change or addition.

1961 PASSENGER CAR PARTS CATALOG

BODY

CODE	PART NAME AND DESCRIPTION	PER CAR	VALIANT	PLYMOUTH	DESOTO	CHRYSLER	IMPERIAL
23-26-0 TRIM FINISH MOULDINGS - Cont'd							
23-26-14	MOULDING, Rear Upper Pillar Inside						
	Sub. Right	1	2082 924				
	Left	1	2082 925				
23-26-23	MOULDING, Door Trim Panel						
	Front Door Arm Rest, Mylar Tape, P1-H, P2-H	2	----	2194 109			
	Sp. Cl. Cp., Cv. Cp., 4 D., Sp. 4 D., C3, Front, Lower . .	2	----	----	----	2241 557	
	Sp. Cl. Cp., Cv. Cp., RC1. KC4, Upper Right	1	----	----	----	2085 470	
	Left	1	----	----	----	2085 471	
	Sp. Cl. Cp., RC2, Upper Right	1	----	----	----	2085 470	
	Left	1	----	----	----	2085 471	
	Sp. Cl. Cp., Cv. Cp., C4, Lower	2	----	----	----	2085 800	
	Except Sub., C3-H, Rear Upper, Right	1	----	----	----	2085 480	
	Left	1	----	----	----	2085 481	
	4 D., C1-L, C2-M, Rear, Right.	1	----	----	----	1900 958	
	Left	1	----	----	----	1900 959	
	Sp. 4 D., C1-L, C2-M, Rear, Right.	1	----	----	----	1900 972	
	Left	1	----	----	----	1900 973	
	Except Sub., C1-L, C2-M, Front, Right	1	----	----	----	1900 922	
	Left	1	----	----	----	1900 923	
	Except Sub., C3-H, Front Upper, Right	1	----	----	----	2085 470	
	Left	1	----	----	----	2085 471	
	Sp. 4D., Sp. 4D. Sub., C3-H, Front Lower	2	----	----	----	2241 556	
	Sp. Cl. Cp., Cv. Cp., C3-H, Lower	2	----	----	----	2241 560	
	Sp. Cl. Cp., Cv. Cp., C4, Finish Plate						
	Right	1	----	----	----	E2085 574	
	Left	1	----	----	----	E2085 575	
	Sp. 4 D., Y1-M, Y1-H, Rear, Recess Finish Plate,						
	Right	1	----	----	----	----	2241 088
	Left	1	----	----	----	----	2241 089
	Sp. 4 D., Y1-H, Rear, Recess Finish Plate, Right	1	----	----	----	----	2241 092
	Left	1	----	----	----	----	2241 093
	Sp. Cl. Cp., Cv. Cp., Y1-M, Lower	2	----	----	----	----	2241 098
	Sp. 4 D., Y1-H, Front, Recess Finish Plate, Right	1	----	----	----	----	2241 148
	Left	1	----	----	----	----	2241 149
	Sp. 4 D., Y1-M, Y1-H, Front, Lower, Right	1	----	----	----	----	2241 126
	Left	1	----	----	----	----	2241 127
	Sp. Cl. Cp., Cv. Cp., Sp. 4 D., Front, Recess						
	Right	1	----	----	----	----	2241 082
	Left	1	----	----	----	----	2241 083
	Sp. Cl. Cp., Cv. Cp., Sp. 4 D., Y1-M, Front, Recess Finish Plate, Right	1	----	----	----	----	2241 148
	Left	1	----	----	----	----	2241 149
	Sp. 4 D., Y1-H, Front, Recess Finish Plate, Right	1	----	----	----	----	2241 086
	Left	1	----	----	----	----	2241 087

★ Indicates use as required.

⊠ Indicates parts not listed in any previous parts book.
May 31, 1961 Supersedes Jan. 6, 1961.Printed in U.S.A.
Prices and specifications subject to change without notice.
* Indicates change or addition.

CODE	PART NAME AND DESCRIPTION	PER CAR	VALIANT	PLYMOUTH	DESOTO	CHRYSLER	IMPERIAL
23-26-0 TRIM FINISH MOULDINGS - Cont'd							
23-26-23	MOULDING - Cont'd Sp. 4 D., Y1-M, Y1-H, Rear, Lower	2	----	----	----	----	2241 142
	Sp. 4 D., Rear, Recess, Right	1	----	----	----	----	2241 084
	Left	1	----	----	----	----	2241 085
23-26-24	MEDALLION, Door Trim Panel Crown Sp. 4D C1, C3 Front	★ ★	----	----	----	1900 924	*2241 076
23-26-34	MOULDING, Front Seat Back Finish 4 D., Sp. 4 D., Y1-M, Y1-H, w/o Swivel Seat Sp. Cl. Cp., Cv. Cp., Y1-M, w/o Swivel Seat, Right	1 1	----	----	----	----	2086 362 2086 360
	Left	1	----	----	----	----	1900 762
23-26-41	MOULDING, Roof Side Rail Inside Finish Sp. Cl. Cp., P1-H, P2-H, Stainless S., Right	1 1	----	1954 930 1954 931			
	Left	1	----	1964 280			
	Sp. 4 D., Stainless S., Right	1	----	1964 281			
	Left	1	----	1902 308			
	2 D. Sub., Prime, Right	1	----	1902 309			
	Left	1	----				
	4 D. Sub., Prime, Right	1	----	1839 936	1839 936		
	Left	1	----	1839 937	1839 937		
	Sp. Cl. Cp., C1, C2, C3, Prime, Right	1	----		2086 058		
	Left	1	----		2086 059		
	Sp. Cl. Cp., C3, C4, Stainless S., Right	1	----			1954 862	
	Left	1	----			1954 863	
	Sp. 4 D., Sp. 4 D. Sub., C3, Stainless S., Right	1	----				
	Left	1	----				
	Sp. 4 D., Chrome, Front, Right . . .	1	----				1901 978
	Left	1	----				1901 979
	Sp. 4 D., Chrome, Rear, Right . . .	1	----				1901 982
	Left	1	----				1901 983
	Sp. Cl. Cp., Chrome, Front, Right . . .	1	----				1901 980
	Left	1	----				1901 981
	Sp. Cl. Cp., Chrome, Rear, Right . . .	1	----				1901 984
	Left	1	----				1901 985
	Sp. Cl. Cp., Prime, P1-M, P2-M, P2-H, Right	1	----	1882 950			
	Left	1	----	1882 951			
	Sp. 4 D., C1, C2, Prime, Right	1	----		1882 946	1882 946	
	Left	1	----		1882 947	1882 947	
	Sp. 4 D. Sub., C1, C3, Prime, Right	1	----			1882 946	
	Left	1	----			1882 947	
	Sp. Cl. Cp., Prime, Right	1	2195 406				
	Left	1	2195 407				

★ Indicates use as required.
 ☐ Indicates parts not listed in any previous parts book.
 * Indicates change or addition.

CODE	PART NAME AND DESCRIPTION	PER CAR	VALIANT	PLYMOUTH	DESOTO	CHRYSLER	IMPERIAL
23-26-0 TRIM FINISH MOULDINGS - Cont'd							
23-26-47	MOULDING - Cont'd						
	2 D. Sub., Wheelhouse,						
	Front, Right	1	----	2080 544			
	Left	1	----	2080 545			
	4 D. Sub., Wheelhouse, Front						
	Upper, Right	1	----	2080 440			
	Left	1	----	2080 441			
	4 D. Sub., Sp. 4 D. Sub., Wheel-						
	house, Front Lower,						
	Right	1	----	2080 438	----	2080 438	
	Left	1	----	2080 439	----	2080 439	
	Cv. Cp., C4, Lower	2	----			2086 177	
	Sp. Cl. Cp., C4, Upper	2	----			2086 338	
	Sp. Cl. Cp., C4, Lower	2	----			1876 338	
	Sp. 4 D. Sub., Wheelhouse,						
	Front Upper, Right	1	----			2080 644	
	Left	1	----			2080 645	
	Cv. Cp., C1, Rear	2	----			1766 808	
	Cv. Cp., C1, C3, C4, Upper,						
	Right	1	----			2085 478	
	Left	1	----			2085 479	
	Sp. Cl. Cp., C1, C2, Rear Lower	2	----			2085 446	
23-26-55	MOULDING, Center Pillar						
	Cover Protector						
	Sp. 4 D., Sp. 4 D. Sub., w/Swivel						
	Seat, Right	1	----	2161 070	2161 070	2161 070	
	Left	1	----	2161 071	2161 071	2161 071	
23-26-58	CAP, Center Pillar Finish						
	4 D., 4 D. Sub.	2	2082 687				
	Sp. 4 D., Right	1	----				2161 610
	Left	1	----				2161 611
23-26-60	SUPPORT, Door Trim Panel						
	Sp. Cl. Cp., 4 D., 4 D. Sub.	★	2195 786				
	Sp. Cl. Cp., Cv. Cp.,						
	Right	1	----	2194 056			
	Left	1	----	2194 057			
23-26-62	CAP, Door Trim Panel Finish						
	Sp. 4 D., Rear Door Rear,						
	Right	1	----	2194 066	----	----	1830 498
	Left	1	----	2194 067	----	----	1830 499
	Sp. 4 D., Sp. 4 D. Sub., Rear						
	Door Rear, Prime, Right	1	----			*2241 494	
	Left	1	----			*2241 495	
	Sp. 4 D., Sp. 4 D. Sub., C3,						
	Rear Door Rear, Chrome,						
	Right	1	----			2241 494	
	Left	1	----			2241 495	
23-26-80	MEDALLION, Trim Panel						
	Window Regulator Hole						
	4D., Sp. 4D., 4D. Sub., Sp. Cl. Cp.,	2	----	2194 054			
	Cv. Cp.	2	----	6000 907			
	NUT						
23-26-87	MOULDING, Floor Tunnel						
	Console Finish						
	C4						
	Right	1	----			2161 016	
	Left	1	----			2161 017	
	Rear	2	----			2161 018	
	Rear, Right	1	----			2161 014	
	Left	1	----			2161 015	
	Front, Right	1	----			2161 012	
	Left	1	----			2161 013	
23-26-89	COVER, Floor Tunnel Console						
	Finish Moulding Joint						
	C4	2	----			2161 011	

★ Indicates use as required.
 ☐ Indicates parts not listed in any previous parts book.
 * Indicates change or addition.

1961 PASSENGER CAR PARTS CATALOG

BODY

CODE	PART NAME AND DESCRIPTION	PER CAR	VALIANT	PLYMOUTH	DESOTO	CHRYSLER	IMPERIAL
23-31-0 PADS, LINERS, INSULATORS, SEALS, ANTI-SQUEAK							
23-31-33	LINER, Dash	1	2259 181	2089 893	2210 279	2210 279	2241 409
23-31-36	FASTENER, Dash Liner w/or w/o Heater and Air Conditioning	★	6008 109	6008 109	6008 109	6008 109	6008 109
23-31-119	PAD, Steering Column to Floor Finish	1	-----	-----	-----	-----	1773 635
	w/Power Strg., w/Std.Trans., w/LINER	1	-----	2161 723	-----	-----	-----
	C1, w/o Power Strg., w/Std. Trans., w/LINER	1	-----	2161 724	-----	2162 293	-----
	C1, C2, w/o Power Strg., w/Auto. Trans.	1	-----	2080 936	2080 936	2080 936	-----
	C1, C2, w/Power Strg., w/Auto. Trans.	1	-----	2080 938	2080 938	2080 938	-----
	C3, C4, w/Power Strg., w/Auto. Trans.	1	-----	-----	-----	2080 937	-----
23-31-124	SEAL, Steering Column to Floor	1	-----	2080 588	-----	-----	-----
	w/o Power Strg., w/Std.Trans. C1, w/Power Strg., w/Std. Trans.	1	-----	2080 769	-----	2080 769	-----
	C1, w/o Power Strg., w/Std. Trans.	1	-----	2161 564	-----	2162 290	-----
	S1, C1, C2, w/o Power Strg., w/Auto. Trans.	1	-----	2080 766	2080 766	2080 766	-----
	S1, C1, C2, w/Power Strg., w/Auto. Trans.	1	-----	2080 768	2080 768	2080 768	-----
	C3, C4, w/Power Strg., w/Auto. Trans.	1	-----	-----	-----	2080 767	-----
	All	1	-----	-----	-----	-----	1830 452
23-31-125	SILENCER, Steering Column Opening Cover	1	-----	-----	-----	-----	1767 102
23-31-145	WEATHERSTRIP, Cowl to Hood	1	-----	-----	-----	-----	1751 182
23-31-205	SILENCER, Roof Panel 1/2" x 25 1/2" x 67" 1/8" x 25 1/2" x 67" Rear Extension Panel Sp. 4 D., Y1-H,	★	1774 621	1774 621	1774 621	1774 621	-----
	Right	1	-----	-----	-----	-----	2086 702
	Left	1	-----	-----	-----	-----	2086 703
23-32-0 PANS, PLUGS AND BODY BUMPERS							
23-32-8	PLATE and NUT, Center Floor Pan 2nd. Seat Back Hinge Support						
	4 D.Sub., Right	1	2082 842	-----	-----	-----	-----
	Left	1	2082 843	-----	-----	-----	-----
23-32-12	BRACE, Floor Pan to Center Pillar						
	4 D., 4 D.Sub., Right	1	2081 008	-----	-----	-----	-----
	Left	1	2081 009	-----	-----	-----	-----
23-32-14	SCREW and WASHER, Rear Floor Pan Cover Hinge Sub.	4	-----	1244 818	-----	1244 818	-----
23-32-15	PLUG or BUTTON, Floor Pan 2 1/2" Hole	★	2189 093	2189 093	2189 093	2189 093	1869 582
	1 3/4" Hole	★	-----	2189 375	2189 375	2189 375	*2189 098
	1" Hole	★	1695 998	1695 998	-----	-----	*1695 998
	1/2" Hole	★	2094 984	2094 984	2094 984	2094 984	2093 945
	7/8" Hole	★	-----	2094 631	2094 631	2094 631	-----

★ Indicates use as required.
 ☐ Indicates parts not listed in any previous parts book.
 March 1, 1962 Supersedes May 31, 1961.

CODE	PART NAME AND DESCRIPTION	PER CAR	VALIANT	PLYMOUTH	DESOTO	CHRYSLER	IMPERIAL
23-32-0 PANS, PLUGS AND BODY BUMPERS - Cont'd							
23-32-17	CROSSMEMBER, Front Floor Pan Rear	1	-----	-----	-----	-----	1861 264
	CROSSMEMBER, Rear Floor Pan Rear Center . . .	1	2081 016				
	w/REINF., except Sub., Rear	1	-----	1960 180	1960 180	1960 180	
	CROSSMEMBER, Front Suspension	1	2074 350				
	CROSSMEMBER and REINFORCEMENT, Rear Floor Pan Shock Absorber	1	1973 206				
	CROSSMEMBER, Front Floor Pan Trans. Mounting	1	1919 553	1861 003	1861 003	1861 003	
	CROSSMEMBER, Front Side Rail Front Complete	1	22253 731				
	CROSSMEMBER, Frame Trans. Mounting	1	2208 732				
	CROSSMEMBER, Center Floor Pan Pinion Carrier Bumper	1	-----	-----	1919 129	1919 129	
	CROSSMEMBER, Floor Pan Rear	1	-----	1878 475	1878 475	1878 475	
23-32-18	BOLT, Front Suspension Crossmember						
	1 7/8" length	4	2074 393				
	1 1/4" length	★	2074 394				
23-32-20	WASHER, Front Suspension Crossmember Bolt Lock	4	2074 386				
23-32-21	FRAME and BRACKET, Front Floor Pan	1	1919 583				
23-32-22	PAN, Front Floor	1	2259 046	1861 000	1861 000	1861 000	
23-32-24	PAN, Center Floor except Sub Sub.	1	2081 029	1877 918	1861 001	1861 001	
		1	2082 892	1861 001	-----	1861 001	
23-32-27	REINFORCEMENT, Front Floor Pan Seat Track						
	Front, Right . . .	1	22081 808	1960 198	1960 198	1960 198	
	Left	1	22081 809	1960 199	1960 199	1960 199	
	Rear, Right . . .	1	22081 810	1960 200	1960 200	1960 200	
	Left	1	22081 811	1960 201	1960 201	1960 201	
23-32-34	SPACER, Fuel Tank to Floor Pan Reinforcement Except Sub.	2	-----	2123 639	2123 639	2123 639	
	SPACER, Floor Pan Rear Side Rail Front	2	2081 566				
23-32-36	COVER, Fuel Gauge Inspection Hole Sub.	1	-----	1846 668	-----	1846 668	
23-32-40	BRACKET, Center Floor Pan Rear Suspension Front Hanger Bracket 2nd. Seat Fastening Sub., RC3 Right	1	-----	-----	-----	1960 084	
	Left	1	-----	-----	-----	1960 085	
23-32-46	PANEL, Floor Pan Cover Sub., Rear Front	1	2082 799				
	Center	1	2081 658				
	Sub., 2nd. Seat Back Center . .	1	1959 649				
	FILLER PANEL, Rear, Right	1	2259 258				
	Left	1	2259 259				
	PANEL, 2nd. Seat Back to Rear Floor Pan Cover Sub., Prime	1	-----	1878 636	-----	1878 636	
23-32-48	PAN, Rear Floor All	1	2082 420				
	Except Sub.	1	-----	1861 002	1861 002	1861 002	1877 346
	PAN, Rear Floor Center Sub., Front	1	-----	2093 702	-----	2093 702	
	Rear	1	-----	2093 703	-----	2093 703	
	Sub. Center	1	-----	1861 041	-----	1861 041	
	Sub., Spare Tire Compartment	1	-----	1973 211	-----	1973 211	

★ Indicates use as required.

□ Indicates parts not listed in any previous parts book.

* Indicates change or addition.

1961 PASSENGER CAR PARTS CATALOG

BODY

CODE	PART NAME AND DESCRIPTION	PER CAR	VALIANT	PLYMOUTH	DESOTO	CHRYSLER	IMPERIAL
23-32-0 PANS, PLUGS AND BODY BUMPERS - Cont'd							
23-32-49	EXTENSION, Rear Floor Pan Side						
	Sub. Right	1	2082 418	1960 080	---- --	1960 080	
	Left	1	2082 419	1960 081	---- --	1960 081	
	Except Sub., Right	1	⊕2082 416	2093 864	1861 048	1861 048	1877 762
	Left	1	2081 021	2093 865	1861 049	1861 049	1877 763
	Except Sub., w/Wiring CLIPS and BRACKETS	1	1919 673				
	PAN, Rear Floor Side						
	Sub. Right	1	2082 628	1877 830	---- --	1877 830	
	Left	1	2082 629	1877 831	---- --	1877 831	
23-32-51	BUMPER, 2nd. Seat Back Center Floor Pan Cover Panel						
	Sub.	2	2082 311				
	BUMPER, 2nd. Seat Back Center Floor Pan Cover Panel Frame						
	Sub.	2	2082 216				
	BUMPER, Tailgate Opening Sill Panel to Rear Floor Pan Cover						
	Sub.	2	---- --	1380 060	---- --	1380 060	
	BUMPER, Wheelhouse Rear Floor Pan Support to Rear Floor Pan Cover						
	Sub., 2 Seater	2	---- --	1380 060	---- --	1380 060	
	BUMPER, Rear Floor Pan Front Cover Panel Support 3 Seat Sub.	2	1901 569				
23-32-56	FILLER and REINFORCEMENT, Rear Floor Pan Cover						
	Sub., also Specify 2 of 2082 733 Reinforcement						
	Right	1	⊕2259 252				
	Left	1	⊕2259 259				
	COVER, Rear Floor Pan Tire Well						
	Sub.	1	---- --	1878 889	---- --	1878 889	
23-32-58	STRIKER, Rear Floor Pan Cover Lock Latch, w/Tire Well Lock						
	Sub.	1	---- --	1960 476	---- --	1960 476	
23-32-64	LATCH, Rear Floor Pan Cover Lock, w/Tire Well Lock						
	Sub.	1	---- --	1866 685	---- --	1866 685	
23-32-65	HINGE, Rear Floor Pan Compartment or Tire Well Cover						
	Sub. Body Half	2	2082 670				
	Sub., 2 Seater, Body Half, Right	2	---- --	1878 170	---- --	1878 170	
	Left	2	---- --	1878 171	---- --	1878 171	
	Second Seat Back Cover Panel	1	2082 830				
23-32-66	SPRING, Rear Floor Pan Cover Lock Latch						
	Sub. w/Tire Well Lock.	1	---- --	1866 682	---- --	1866 682	
23-32-67	SUPPORT, Wheelhouse Rear Floor Pan Cover Compartment						
	Sub.	2	---- --	1878 014	---- --	1878 014	
23-32-68	PLUG, Tailgate Inside Panel Lock Adjusting Access Hole Button						
	4 D.Sub.	2	1882 735	1882 735	---- --	1882 735	
23-32-69	TAPPING PLATE, Wheelhouse Rear Floor Pan Cover Support						
	Sub.	2	---- --	⊕2189 290	---- --	⊕2189 290	

★ Indicates use as required.
 ⊕ Indicates parts not listed in any previous parts book.
 March 1, 1962 Supersedes May 31, 1961.

CODE	PART NAME AND DESCRIPTION	PER CAR	VALIANT	PLYMOUTH	DESOTO	CHRYSLER	IMPERIAL
23-32-O PANS, PLUGS AND BODY BUMPERS - Cont'd							
23-32-70	REINFORCEMENT, Rear Floor Center Pan Sub. Except Sub. REINFORCEMENT and TAPPING PLATE, Rear Floor Pan Cover Filler Panel Center 3 Seat Sub.	1 1 2	---- ---- E2082 733	1961 325 E1861 042	---- ----	1961 325	
23-32-73	PIN, Rear Floor Pan Cover Hinge Sub. 2 Seater	2	----	1960 627	----	1960 627	
23-32-75	BRACKET, Rear Floor Pan Cover Lock Latch Sub., w/Tire Well Lock	1	----	1866 683	----	1866 683	
23-32-77	BOLT, Rear Floor Pan Cover Lock Latch Bracket Sub., w/Tire Well Lock NUT	2 2	---- ----	1883 654 151 497	---- ----	1883 654 151 497	
23-32-79	BRACKET, Rear Floor Pan Cover Prop Rod Pivot Sub., 2 Seater w/RETAINER	1 1	---- ----	1432 929 1960 689	---- ----	1432 929 1960 689	
23-32-80	HANDLE, Rear Floor Pan Cover Lift Sub., 2 Seater, Chrome	2	----	1833 596	----	1833 596	
23-32-82	ESCUTCHEON, Rear Floor Pan Front and Rear Cover Panel Lift Handle Sub., Prime Chrome	2 2	1775 814 1833 597	1775 814 1833 597	---- ----	1775 814 1833 597	
23-32-83	PLUG, Quarter Inside Lower Panel	8	2083 111				
23-32-90	SUPPORT, Front Floor Pan No. 1 Body Hold-Down Brace Bolt RC1, RC2 Right Left RC3, RC4, Nos. 1 and 1A Right Left	1 1 1 1	---- ---- ---- ----	1878 136 1878 137	1878 136 1878 137	1878 136 1878 137	1878 138 1878 139
23-32-93	SUPPORT and T/PLATE, Rear Floor Pan Rear Suspension Rear Hanger Bracket, Right Left BRACKET and REINFORCEMENT, Floor Pan Rear Suspension Front Hanger Right Left SUPPORT and T/PLATE, Rear Floor Pan Rear Suspension Rear Hinge Bracket, Except Sub., Right Left SUPPORT, Center Floor Pan Rear Suspension Front Hanger Bracket RC3, RC4, Right Left SUPPORT and T/PLATE, Rear Floor Pan Rear Suspension Rear Hanger Bracket Sub., Right Left All, Right Left	1 1	2081 004 2081 005 1973 232 1973 233 ---- ---- 2094 388 2094 389 ---- ---- ---- ---- 1878 236 1878 237 ---- ---- 1878 236 1878 237			1883 320 1883 321	

★ Indicates use as required.
 □ Indicates parts not listed in any previous parts book.
 * Indicates change or addition.

CODE	PART NAME AND DESCRIPTION	PER CAR	VALIANT	PLYMOUTH	DESOTO	CHRYSLER	IMPERIAL
23-32-O PANS, PLUGS AND BODY BUMPERS - Cont'd							
23-32-98	PLUG, Dash Panel 1 3/16"	1	1963 755				
23-32-104	BOLT, Rear Floor Pan Cover Panel Hold-Down and Spare Wheel Sub.	1	6022 801				
23-32-105	RAIL and REINFORCEMENT, Front Floor Pan Front Right Left RAIL and BRACKET, Floor Pan Rear Outer and Inner, Right Left	1 1 1 1	1973 324 1973 325 1919 534 1919 533				
	RAILS, Rear Floor Pan Inner and Outer Side Sub. Right Left Except Sub., RC3, RC4, Right Left RAIL, Rear Floor Pan Inner and Outer Side RS1, RC1, RC2, except Sub. Right Left	1 1 1 1 1 1	---- ---- 1919 336 1919 337	1973 312 1973 313	---- ----	1973 312 1973 313	
23-32-106	RETAINER, Rear Floor Pan Cover Panel Prop Rod Sub., Prime RETAINER, Wheelhouse Inner Rear Floor Pan Cover Support T/Plate Sub.	1 2	2259 173	*1960 496		*1960 496	
23-32-107	BRACKET, Rear Floor Pan Cover Panel Hinge Sub., Prime	2	2082 483				
23-32-108	BRACKET, Front Side Rail Front Suspension Upper Control Arm Mounting Right Left	1 1	2081 840 2081 841				
23-32-115	REINFORCEMENT, Front Side Rail, All Right Left	1 1	E2081 058 E2081 059				
23-33-O INSTRUMENT PANEL							
23-33-10	BRACE, Instrument Panel Reinforcement to Cowl Plenum Chamber Rear Upper Lower BRACE, Instrument Panel Lower Reinforcement to Windshield Frame BRACE, Instrument Panel to Pedal Bracket BRACE, Instrument Panel to Windshield Wiper Mounting Bracket C1, C2, C3	1 1 1 1 1	2083 000 2083 049 ---- ---- ---- ----	2080 679	2080 899	2080 899 1901 802	2080 649 2161 633

★ Indicates use as required.

☐ Indicates parts not listed in any previous parts book.
March 1, 1962 Supersedes May 31, 1961.

CODE	PART NAME AND DESCRIPTION	PER CAR	VALIANT	PLYMOUTH	DESOTO	CHRYSLER	IMPERIAL
23-33-0 INSTRUMENT PANEL - Cont'd							
23-33-12	COVER, Instrument Panel Radio Opening Knob Hole NUT	1 2 2	2083 012 ----- -----	2161 973 ----- -----	2161 586 ----- -----	2162 145 ----- -----	1901 811 2080 058 151 497
23-33-20	COVER, Instrument Panel Clock Opening C1	1	-----	2097 707	-----	2161 838	
23-33-26	BEZEL, Instrument Panel Fresh Air Door Control w/o Heater and Air Conditioning, Prime	1	-----	-----	2161 135		
NOTE: w/Heater see Part Type Code 1-48-70							
23-33-42	GRILLE, Instrument Panel Radio Speaker, w/FRAME Prime w/o Air Conditioning, Prime w/Air Conditioning, Prime Black, Paint as Required	1 1 1 1	2249 265 ----- ----- -----	----- ----- 2172 137	----- ----- 2174 644	2162 129 -----	2161 162 2161 616
23-33-44	NAME PLATE, Dummy Switch Sp. Cl. Cp., 4 D., Sp. 4 D.	1	-----	-----	-----	-----	2197 511
23-33-65	COVER, Instrument Panel Defroster Opening	★	2082 340	2080 238	2080 238	2080 238	2080 238
23-33-84	CLIP, Instrument Panel Moulding Horizontal CLIP, Instrument Panel Trim Pad Moulding Attaching FASTENER, Instrument Panel Trim Pad	7 7 6 4	6017 015 ----- ----- -----	6008 189 -----	6008 200 -----	-----	-----
23-33-86	MOULDING, Instrument Panel Right Left Finish Plate, Horizontal w/Trim Pad Finish Plate End, Right Left Controls Finish Plate, Right Left Hood Trim Pad Hood	1 1 1 1 1 1 1 1 1 1	2083 078 2083 079 ----- ----- ----- ----- ----- ----- ----- -----	2080 559 -----	2080 863 2161 769 ----- -----	1902 310 1902 311 ----- -----	2162 143 1839 695 2080 362 2161 834
23-33-94	STUD, Instrument Panel Instruments Hsg. Lower to Left Extension Instrument Panel Instruments Hsg. Lower to Upper Hsg. Instrument Panel End Extension to Instrument Hsg. Instrument Panel Radio Knob Hole Cover Attaching	1 5 2 2	----- ----- ----- -----	----- -----	----- -----	----- -----	6010 023 6010 023 6010 023 6010 020
23-33-96	NAME PLATE, Instrument Panel Imperial Le Baron MEDALLION, Radio Speaker Grille GUARD, Instrument Panel Ignition Key	1 1 1 1	----- ----- 2259 031 -----	----- ----- -----	2080 960	----- -----	2161 174 2161 175

★ Indicates use as required.
 □ Indicates parts not listed in any previous parts book.
 * Indicates change or addition.

1961 PASSENGER CAR PARTS CATALOG

BODY

CODE	PART NAME AND DESCRIPTION	PER CAR	VALIANT	PLYMOUTH	DESOTO	CHRYSLER	IMPERIAL
23-33-0 INSTRUMENT PANEL - Cont'd							
23-33-109	PANEL, Instrument C4	1	2259 041	2161 561	2161 529	2161 804	2161 440
	EXTENSION, Instrument Panel End	1	-----	-----	-----	2161 040	
	Right	1	-----	-----	-----	-----	2080 940
	Left	1	-----	-----	-----	-----	2161 552
23-33-110	SCREW and WASHER, Instrument Panel Lower Reinforcement to Pillar Attaching	2	-----	6008 225	6008 017		
	Instrument Panel to Belt Bar	5	6008 242	6008 242	6008 242	6008 242	
23-33-111	NUT, Instrument Panel Radio Opening Cover Attaching	2	6022 087	6006 034			
	Instrument Panel Finish Plate to End Extension Attaching	★	-----	-----	-----	-----	6010 128
23-33-129	HOOD, Instrument Panel Speedometer	1	-----	-----	2080 704		
	HOOD, Instruments Upper	1	-----	-----	-----	2162 234	
	Lower	1	-----	-----	-----	1839 690	
23-33-132	FILLER, Instrument Panel Steering Column Opening w/Std. Trans.	1	-----	2172 145	2080 279		
	Steering Column Opening Prime	1	-----	-----	1902 399		
	COVER, Instrument Panel Steering Column Opening Prime	1	-----	-----	-----	1902 091	
	CAP, Steering Column to Cluster	1	-----	-----	-----	1971 522	
23-33-135	FINISH PLATE, Instrument Panel						
	End, Right	1	-----	2162 210			
	Right	1	-----	-----	2161 584	-----	2161 489
	Left	1	-----	-----	2161 585	-----	2161 528
	Fresh Air Door Controls	1	-----	-----	2161 493		
	Right	1	-----	-----	-----	2161 836	
	Left	1	-----	-----	-----	2161 837	
	w/Radio	1	-----	2162 212			
	w/o Radio	1	-----	2162 208			
23-33-147	COVER, Instrument Panel Right End Extension	1	-----	-----	-----	-----	2080 942
23-33-153	COVER, Instrument Panel Cigar Lighter Hole	1	-----	2162 419			
23-33-213	BRACKET, Instrument Panel Gear Selector Mounting PLATE, Gearshift Control Housing Mounting	1	*2073 601	-----	2161 136	-----	2161 158
		1	-----	2200 490	2200 490	-----	2200 490
23-33-216	COVER, Instrument Panel Map Lamp Opening	1	-----	-----	2080 152		
23-33-217	HOUSING, Instrument Panel Gear Selector	1	-----	-----	-----	1839 691	
	RC1, w/Std. Trans.	1	-----	-----	-----	2162 294	
23-33-220	COVER PLATE, Instrument Housing Push Button Control Opening						
	Right	1	2076 261				
	Left	1	2076 262				
	FACE PLATE, Transmission Push Button Control	1	2076 263				
	FINISH PLATE, Instrument Panel Gear Selector Gear Selector						
	Std. Trans.	1	-----	-----	2161 492		
	FINISH PLATE, Instrument Panel Fresh Air Door and Heater Control, w/Heater	1	-----	-----	2161 518		

★ Indicates use as required.

☐ Indicates parts not listed in any previous parts book.

March 1, 1962 Supersedes May 31, 1961.

Printed in U.S.A.
Prices and specifications subject to change without notice.

* Indicates change or addition

CODE	PART NAME AND DESCRIPTION	PER CAR	VALIANT	PLYMOUTH	DESOTO	CHRYSLER	IMPERIAL
23-33-0 INSTRUMENT PANEL - Cont'd							
23-33-220	FINISH PLATE, Instrument Panel Fresh Air Door, w/o Heater	1	-----	-----	2161 493		
	FINISH PLATE, Instrument Panel Gear Selector, w/PowerFlite Trans., 4 Button	1	-----	-----	2161 520		
	FINISH PLATE, Instrument Panel Gear Selector, w/Auto. 3 Speed Trans., 5 Button	1	-----	-----	2161 519		
	BEZEL, Instrument Panel Gear Selector	1	-----	-----	2161 134		
	BEZEL and BRACKET, Gear Selector, w/PowerFlite Trans., 4 Button						
	P2	1	-----	2198 685			
	w/Auto. 3 Speed Trans., 5 Button	1	-----	2198 684			
	BEZEL and LENS, Instrument Panel Gear Selector, w/Std. Trans.	1	-----	2161 696			
	BEZEL, Instrument Panel Gear Selector	1	-----	-----	-----	-----	2161 156
23-33-227	PAD, Instrument Panel Gear Selector Housing	1	-----	-----	2161 606	-----	2161 707
	GASKET, Transmission Push Button Control Face Plate Mounting	1	2076 217			2080 388	
23-33-231	BEZEL, Parking Brake Lever Release Rod	1	2071 130				
23-33-240	GROMMET, Gearshift Control Housing Mounting Plate Stud	4	-----	2161 522			
23-33-245	BUSHING, Parking Brake Lever Release Rod Bezel	1	2260 223				
23-34-0 BODY PANELS							
23-34-13	BRACKET, Wheel House Inner and Outer to Fuel Tank Stone Deflector						
	Sub.	2	-----	E1961 131	-----	E1961 131	
23-34-16	PANEL, Tailgate Opening Sill						
	Sub.	1	2081 207	1877 833	-----	1877 833	
23-34-17	REINFORCEMENT, Tailgate Opening Sill Panel						
	Sub.	1	2081 209	1877 834	-----	1877 834	
23-34-20	DEFLECTOR, Quarter Panel Rear Inner Water						
	CV. CP., Right	1	-----	E2165 406	-----	E2165 406	
	Left	1	-----	E2165 407	-----	E2165 407	
23-34-23	BRACE, Wheel House Support to Side Rail Reinforcement Extension						
	Sp. Cl. Cp., w/Low Window, Right	1	-----	1963 148			
	Left	1	-----	1963 149			
23-34-26	PANEL, Wheel House to Rear Pillar						
	Sub. Right	1	-----	1960 090	-----	1960 090	
	Left	1	-----	1960 091	-----	1960 091	
23-34-27	PANEL, Wheelhouse						
	Right	1	2196 498				
	Left	1	2196 499				
	Cv. Cp., Right	1	-----	2084 518	-----	2084 522	2084 528
	Left	1	-----	2084 519	-----	2084 523	2084 529

★ Indicates use as required.
 ☐ Indicates parts not listed in any previous parts book.
 * Indicates change or addition.

1961 PASSENGER CAR PARTS CATALOG

BODY

CODE	PART NAME AND DESCRIPTION	PER CAR	VALIANT	PLYMOUTH	DESOTO	CHRYSLER	IMPERIAL
23-34-0 BODY PANELS - Cont'd							
23-34-27	PANEL - Cont'd						
	Sp. Cl. Cp., 4D., Sp. 4D.,						
	Right	1	----	----	2084 524	2084 524	2084 526
	Left	1	----	----	2084 525	2084 525	2084 527
	Cl. Sed., Sp. Cl. Cp., 4D., Sp. 4D.,						
	Right	1	----	2084 520			
	Left	1	----	2084 521			
	Sub.,						
	Right	1	----	2084 516	----	2084 516	
	Left	1	----	2084 517	----	2084 517	
23-34-32	SEAL, Wheelhouse to Quarter Panel Dust						
	2 D. Sub.	2	----	2188 958			
23-34-80	PANEL, Cowl Side						
	Except Cv. Cp.,						
	Right	1	2259 052	1909 324	1909 324	1909 324	
	Left	1	2259 053	1909 325	1909 325	1909 325	
	Cv. Cp.,						
	Right	1	----	1952 946	----	1952 946	
	Left	1	----	1952 947	----	1952 947	
	PANEL, Cowl Top and Dash, Complete	1	2259 085				
	w/o Air Conditioning	1	----	2166 996	2166 996	2166 996	
	Cv. Cp.	1	----	----	----	----	2084 539
	Except Cv. Cp.	1	----	----	----	----	2084 538
	Cowl Side, Less Extension						
	All						
	Right	1	----	----	----	----	2275 907
	Left	1	----	----	----	----	2275 908
23-34-85	COVER PACKAGE, Cowl Upper Panel to Front Pillar Joint						
	Right	1	----	----	----	----	2196 479
	Left	1	----	----	----	----	2196 480
	SCREW	2	----	----	----	----	9413 268
23-34-100	FILLER, Cowl Side to Door at Belt						
	Right	1	----	----	----	----	2188 416
	Left	1	----	----	----	----	2188 417
23-34-110	PANEL, Dash	1	----	----	----	----	2188 995
23-34-116	COVER, Dash Panel Air Duct Drain Hole	2	1810 565	1810 565	1810 565	1810 565	1810 565
	COVER, Dash Panel Air Duct w/o Heater	1	----	1750 445	1750 445	1750 445	1750 445
	w/Heater	1	----	----	----	----	2188 985
23-34-118	J/NUT, Dash Panel Heater Valve Opening Cover						
	w/o Heater or Air Conditioning	2	----	6006 397	6006 397	6006 397	6006 397
23-34-120	PANEL, Front Door Outside Repair						
	Sp. Cl. Cp., Cv. Cp.,						
	Right	1	2195 922	1867 682	1964 240	1964 240	1877 288
	Left	1	2195 923	1867 683	1964 241	1964 241	1877 289
	4D., 4D. Sub.,						
	Right	1	2081 288	1954 736	----	2254 082	
	Left	1	2081 289	1954 737	----	2254 083	
	Cl. Sed., 2D. Sub.,						
	Right	1	2195 376	1954 738			
	Left	1	2195 377	1954 739			
	Sp. 4D., Sp. 4D. Sub.,						
	Right	1	----	2165 236	1964 238	1964 238	1877 284
	Left	1	----	2165 237	1964 239	1964 239	1877 285
	PANEL, Rear Door Outside Repair						
	4D.,						
	Right	1	2081 426	1964 502	----	1869 674	
	Left	1	2081 427	1964 503	----	1869 675	
	4D. Sub.,						
	Right	1	2081 426	1954 744			
	Left	1	2081 427	1954 745			
	Sp. 4D., Sp. 4D. Sub.,						
	Right	1	----	1963 002	1869 678	1869 678	1877 286
	Left	1	----	1963 003	1869 679	1869 679	1877 287

★ Indicates use as required.

Ⓚ Indicates parts not listed in any previous parts book.
 March 1, 1962 Supersedes May 31, 1961.

Prices and specifications subject to change without notice.
 * Indicates change or addition.

Printed in U.S.A.

CODE	PART NAME AND DESCRIPTION	PER CAR	VALIANT	PLYMOUTH	DESOTO	CHRYSLER	IMPERIAL
23-34-0 BODY PANELS - Cont'd							
23-34-122	BRACE, Dash Panel Body Front Hold-Down						
	C1, C2, Right	1	----	*1909 326	*1909 326	*1909 326	
	Left	1	----	*1909 327	*1909 327	*1909 327	
	C3, C4, Right	1	----	-----	-----	*1909 328	
	Left	1	----	-----	-----	*1909 329	
	BRACE, Dash Panel No. 1 and 1A Body Hold-Down Bolt						
	Right	1	----	-----	-----	-----	2189 128
	Left	1	----	-----	-----	-----	2189 129
23-34-123	PLUG, Dash Panel Clutch Rod Opening, w/3 Speed Trans., All	1	2082 962				
23-34-126	REINFORCEMENT, Dash Panel No. 1 and 1A Body Hold-Down Bolt Brace						
	Right	1	----	-----	-----	-----	1861 248
	Left	1	----	-----	-----	-----	1861 249
23-34-136	COVER, Door Inside Panel Access Hole	2	----	-----	-----	-----	1751 033
23-34-166	PANEL, Deck Opening Upper, Cl. Sed.	1	2081 204	1909 314			
	Sp. Cl. Cp.	1	2081 204	1909 313	1963 214	1963 214	*1961 442
	4D., Sp.4D., RY1-H	1	2081 204	1909 314	1963 213	1963 213	2189 369
	Cv. Cp.	1	----	1869 633	-----	*1964 431	*1961 443
23-34-167	PANEL, Deck Opening Lower Except Sub.	1	2081 205	1919 242	1919 557	1919 557	2093 924
23-34-176	EXTENSION, Quarter Panel Tail Lamp Opening Lower Sp. Cl. Cp., Cv. Cp., 4D., Sp.4D.,						
	Right	1	----	-----	2094 692	2094 692	
	Left	1	----	-----	2094 693	2094 693	
	Lower Panel						
	All, Right	1	----	-----	-----	-----	1877 350
	Left	1	----	-----	-----	-----	1877 351
23-34-177	REINFORCEMENT, Quarter Panel Deck Opening Side Flange Cl. Sed., Sp. Cl. Cp., 4D., Sp.4D.,						
	Right	1	----	2165 670	-----	-----	
	Left	1	----	2165 671	-----	-----	
23-34-179	REINFORCEMENT, Deck Opening Upper Panel Cv. Cp.	1	----	1882 391	-----	1882 286	
	Lower	1	----	-----	-----	-----	2093 925
23-34-184	NAME PLATE PACKAGE, Deck Opening Lower Panel, "Plymouth" . . .	1	----	2240 784	-----	-----	
	NUT and SEAL	3	----	6000 037	-----	-----	
	"Chrysler" . . .	1	----	-----	-----	2275 009	
	WASHER	3	----	-----	-----	6022 077	
	CLIP	3	----	-----	-----	6000 808	
23-34-218	REINFORCEMENT, Quarter Outside Panel Lock Face Sp. Cl. Cp., Right	1	2195 392				
	Left	1	2195 393				
23-34-224	SEAL, Louver to Quarter Outside Panel Upper Extension	★	2195 656				
23-34-225	COVER, Quarter Inside Panel Access Hole						
	Sp. Cl. Cp., Cv. Cp.	1	----	-----	-----	-----	1691 107
23-34-227	GUARD, Quarter Panel Rear Lower Dust Sub.	2	----	2188 746	-----	-----	
	Sp. 4D. Sub., Right	1	----	-----	-----	2093 666	
	Left	1	----	-----	-----	2093 667	

★ Indicates use as required.
 □ Indicates parts not listed in any previous parts book.
 * Indicates change or addition.

CODE	PART NAME AND DESCRIPTION	PER CAR	VALIANT	PLYMOUTH	DESOTO	CHRYSLER	IMPERIAL
23-34-0 BODY PANELS - Cont'd							
23-34-235	PANEL and LOCK PILLAR - Cont'd						
	4D., Sp. 4D., Right	1	----	1963 758	2093 250	2093 250	
	Left	1	----	1963 759	2093 251	2093 251	
	4D., Sp. 4D., w/Holes,						
	Right	1	----	----	----	----	2093 728
	Left	1	----	----	----	----	2093 729
	Except Sub., Rear Lower,						
	Right	1	----	1964 712			
	Left	1	----	1964 713			
	2D. Sub., Lower,						
	Right	1	----	2093 774			
	Left	1	----	2093 775			
	Upper Front, Right	1	----	2093 780			
	Left	1	----	2093 781			
	Upper Rear, Right	1	----	2094 108			
	Left	1	----	2094 109			
	4D. Sub., Upper,						
	Right	1	----	2093 772			
	Left	1	----	2093 773			
	Lower, Right	1	----	2093 778			
	Left	1	----	2093 779			
	Sp. 4D. Sub., Right	1	----	----		1861 082	
	Left	1	----	----		1861 083	
23-34-236	EXTENSION, Quarter Inside						
	2D. Sub., Right	1	----	1950 276			
	Left	1	----	1950 277			
	Sp. Cl. Cp., Upper,						
	Right	1	----	----	----	----	1692 142
	Left	1	----	----	----	1692 143	
	Cv. Cp., Upper, Right	1	----	----	----	1750 188	
	Left	1	----	----	----	1750 189	
23-34-238	NAME PLATE PACKAGE						
	Quarter Panel Outside						
	BELVEDERE	2	----	2275 089			
	CLIP	12	----	6000 050			
	WINDSOR	2	----	----		2275 346	
	NUT	10	----	----		152 259	
23-34-240	DEFLECTOR PACKAGE						
	Quarter Panel Stone						
	except Sub., Right	1	----	2240 794			
	Left	1	----	2240 795			
	Sub., Right	1	----	2196 184			
	Left	1	----	2196 185			
	SCREW	2	----	125 978			
	NUT	4	----	6000 028			
	All, Right	1	----	----	2196 528	2196 528	2196 818
	Left	1	----	----	2196 529	2196 529	2196 819
	SCREW	6	----	----	125 978	125 978	9414 080
23-34-242	EXTENSION, Rear Quarter						
	Outside Panel						
	except Sub., Upper,						
	Right	1	2082 624	----	2093 254	2093 254	
	Left	1	2082 625	----	2093 255	2093 255	
	Lower, Right	1	2081 148	----	2093 816	2093 816	
	Left	1	2081 149	----	2093 817	2093 817	
	Sub., Upper, Right	1	2082 636	2093 782			
	Left	1	2082 637	2093 783			
	Lower, Right	1	2081 706	2093 776			
	Left	1	2081 707	2093 777			
	Sp. 4D. Sub., Cl, C3,						
	Right	1	----	----	----	1861 096	
	Left	1	----	----	----	1861 097	
	EXTENSION, Rear Quarter						
Outside Panel							
Except Sub. w/Back-Up Lamp							
Holes Lower Left	1	E2082 257					
Except Sub., w/Back-Up Lamp							
Holes Upper Right	1	E2195 564					
Left	1	E2195 565					

★ Indicates use as required.
 E Indicates parts not listed in any previous parts book.
 * Indicates change or addition.

1961 PASSENGER CAR PARTS CATALOG

BODY

CODE	PART NAME AND DESCRIPTION	PER CAR	VALIANT	PLYMOUTH	DESOTO	CHRYSLER	IMPERIAL
23-34-0 BODY PANELS - Cont'd							
23-34-245	RETAINER and STUD, Quarter Panel Outside Stone Deflector except Sub., Upper	2	----	6000 795			
	Lower.	1	----	6000 803			
23-34-249	REINFORCEMENT, Quarter Inside Panel to Folding Top Folding Pillar Support Cv. Cp., Right	1	----	E1954 094	----	E1952 144	
	Left.	1	----	E1954 095	----	E1952 145	
	REINFORCEMENT, Quarter Inside Panel to Wheelhouse Sp. Cl. Cp., Right	1	----	----	----	----	1810 056
	Left	1	----	----	----	----	1810 057
23-34-253	DOOR, Fuel Tank Filler	1	----	----	----	----	2093 886
23-34-254	BUMPER, Quarter Panel Extension	2	2082 599				
23-34-255	SPRING, Fuel Tank Filler Door	1	----	----	----	----	1877 486
23-34-258	EXTENSION, Quarter Panel Tail Lamp Opening Lower Inner Sp. Cl. Cp., Cv. Cp., 4D., Sp. 4D., Right	1	----	----	2094 806	2094 806	
	Left.	1	----	----	2094 807	2094 807	
23-34-260	HINGE, Deck Opening Lower Panel Fuel Filler Door Right	1	----	----	----	----	1877 338
	Left	1	----	----	----	----	1877 339
23-34-270	BUMPER, Fuel Tank Filler Door	1	----	----	----	----	1882 429
23-34-277	STUD and RETAINER, Quarter Panel Rear Bumper Front Mounting	2	2082 080				
23-34-278	SUPPORT, Quarter Panel Extension to Lower Quarter Tail Lamp Opening Sp. Cl. Cp., Cv. Cp., 4D., Sp. 4D., Right	1	----	----	2094 496	2094 496	
	Left	1	----	----	2094 497	2094 497	
23-34-282	BRACKET, Quarter Panel Tail Lamp Attaching Inner	2	2082 779				
	Outer	2	2082 781				
	BRACKET, Quarter Panel Tail Lamp Opening Reinforcement Sp. 4D. Sub., Upper	2	----	----	----	E1961 699	
	Lower	2	----	----	----	E1961 663	
23-34-286	BRACKET, Quarter Panel Rear Bumper Support Bar Jacking Sub., Right	1	----	1961 022	----	1961 024	
	Left	1	----	1961 023	----	1961 025	
23-34-301	PANEL, Roof Sub. Except Sub. Sp. Cl. Cp., P1-H, P2-H, w/High Window	1	2081 231	2188 713			
	Sp. Cl. Cp., w/Low Window	1	2081 230				
	Cl. Sed., 4D., w/Low Window	1		1952 666	1861 118	1861 118	
	Sp. 4D., w/High Window	1		1869 615			
	Sp. 4D. Sub., C1, C3	1		1964 370			
	Sp. 4D., w/Low Window, C1, C2	1		1963 796		1952 642	
	Sp. 4D., RY1-L, RY1-M	1				2188 716	
	Sp. 4D., RY1-H	1			1867 873	1867 873	
	4D., w/Low Window	1					1877 732
	Sp. Cl. Cp.	1					2189 368
	PANEL, Roof Rear Extension, Sp. 4D. Y1-H	1					1877 267
		1					1961 512

★ Indicates use as required.

E Indicates parts not listed in any previous parts book.
March 1, 1962 Supersedes May 31, 1961.Printed in U.S.A.
Prices and specifications subject to change without notice.
* Indicates change or addition.

CODE	PART NAME AND DESCRIPTION	PER CAR	VALIANT	PLYMOUTH	DESOTO	CHRYSLER	IMPERIAL
23-34-0 BODY PANELS - Cont'd							
23-34-302	EXTENSION, Roof Panel Side						
	Sub., Rear	1	2081 217				
	Side, Right	1	2081 728	1861 222			
	Left	1	2081 729	1861 223			
	Side, Rear, Right.	1	2081 730				
	Left	1	2081 731				
	Sp. 4D. Sub., Side,						
	Right	1	----	----	----	1960 092	
	Left	1	----	----	----	1960 093	
	4D., Sp. 4D., Side Rear,						
	Right	1	----	----	----	----	1877 492
	Left	1	----	----	----	----	1877 493
	Sp. Cl. Cp., P1-M, P2-M, Upper						
	to Roof, w/Low Window						
	Right	1	----	1883 296			
	Left	1	----	1883 297			
	Sp. Cl. Cp., P1-H, P2-H, w/High						
	Window, Upper to Roof,						
	Right	1	----	1952 684			
	Left	1	----	1952 685			
	Sp. Cl. Cp., Y1-L, Y1-M, Rear						
	Right	1	----	----	----	----	1877 742
	Left	1	----	----	----	----	1877 743
	Sp. Cl. Cp., Lower,						
	Right	1	----	----	1878 444	1878 444	
	Left	1	----	----	1878 445	1878 445	
23-34-304	REINFORCEMENT, Roof Rear						
	Extension Panel						
	Sp. 4D., Y1-H, Upper	1	----	----	----	----	1961 511
	Lower	1	----	----	----	----	1961 513
23-34-334	MEDALLION, ORNAMENT or						
	LOUVER Quarter Panel						
	Louver, Pkg., Right	1	2240 854				
	Left	1	2240 855				
	NUT and SEAL	4	6006 438				
	NAMEPLATE and RETAINER,						
	Roof Panel Side Extension, Pkg.,						
	Sub., Right	1	2196 610				
	Left	1	2196 611				
23-34-334	MEDALLION, C4,						
	300G	2	----	----	----	2094 801	
	LOUVER						
	Sub., C3, Pkg., Right	1	----	----	----	2196 599	
	Left	1	----	----	----	2196 725	
	CLIP	4	----	----	----	*6000 808	
	WASHER	4	----	----	----	*2189 165	
	ORNAMENT,						
	C3 except Sub., Quarter Panel						
	Outside Center, Pkg.	1	----	----	----	2240 831	
	LOUVER						
	C3 except Sub., Pkg.,						
	Front and Rear.	4	----	----	----	2240 824	
	CLIP	12	----	----	----	6000 808	
	ORNAMENT, w/BASE, Eagle,						
	Pkg., Right	1	----	----	----	----	2275 160
	Left	1	----	----	----	----	2275 161
	NUT & WASHER	6	----	----	----	----	6006 024
	MEDALLION, Roof Panel Side						
	Y1-H, Sp. 4D., Pkg.	1	----	----	----	----	2240 950
	WASHER	4	----	----	----	----	6022 052
	CLIP	4	----	----	----	----	6000 829
23-34-339	ESCUTCHEON, Quarter Panel						
	Outside Louver						
	Sub., C3, Right	9	----	----	----	2093 360	
	Left	9	----	----	----	2093 361	

★ Indicates use as required.

☐ Indicates parts not listed in any previous parts book.

* Indicates change or addition.

1961 PASSENGER CAR PARTS CATALOG

BODY

CODE	PART NAME AND DESCRIPTION	PER CAR	VALIANT	PLYMOUTH	DESOTO	CHRYSLER	IMPERIAL
23-34-O BODY PANELS - Cont'd							
23-34-340	BASE, Quarter Panel Outside Ornament						
	C3, Center, Pkg	2	----	----	----	2240 830	
	CLIP	4	----	----	----	6000 808	
	C4, 300G, Pkg.	2	----	----	----	2196 575	
	NUT	4	----	----	----	6006 215	
23-34-354	PANEL, Windshield Header	1	2082 530				
	Cv. Cp., w/REINFORCEMENT	1	----	1963 627	----	1963 627	
	Except Cv. Cp., w/REINFORCEMENT	1	----	1909 319	1909 319	1909 319	
23-36-O PILLARS							
23-36-5	PILLAR, Body Center						
	4D., 4D. Sub., Right	1	2259 154	1909 892	1909 892	1909 892	
	Left	1	2259 155	1909 893	1909 893	1909 893	
	Sp. 4D., Sp. 4D. Sub.,						
	Right	1	----	1952 204	1952 204	1952 204	1973 290
	Left	1	----	1952 205	1952 205	1952 205	1973 291
	4D., Sp. 4D., Center Inner						
	Right	1	----	----	----	----	1861 286
	Left	1	----	----	----	----	1861 287
23-36-6	PANEL, Center Pillar Trim						
	4D., 4D. Sub., Prime,						
	Right	1	----	1882 884	----	1882 884	
	Left	1	----	1882 885	----	1882 885	
23-36-11	PLATE, Body Center Pillar						
	Upper Hinge Reinforcement						
	Back-Up						
	Taxi	1	----	1963 635			
23-36-14	EXTENSION, Front Hinge Pillar						
	Cv. Cp., Right	1	----	----	----	----	1960 726
	Left	1	----	----	----	----	1960 727
	Sp. Cl. Cp., Sp. 4 D.,						
	Right	1	----	----	----	----	1877 318
	Left	1	----	----	----	----	1877 319
23-36-18	PLUG, Body Pillar Hole w/o						
	Auto. Door Switch	★	6013 105	6013 105	6013 105	6013 105	
23-36-21	COVER, Center Pillar Hinge						
	Sp. 4D.	4	----	----	----	----	1751 793
23-36-22	PLATE, Body Center Pillar						
	Front Tapping						
	4D., Sp. 4D., Sub.	2	----	1952 214	1952 214	1952 214	
23-36-30	BUMPER, Body Center Pillar						
	Rear Door Check						
	4D., Sp. 4D., 4D. Sub.	2	2083 127				
23-36-53	PILLAR, Body Lock, Rear						
	4D., 4D. Sub., Right	1	2081 168	----	----	----	1877 310
	Left	1	2081 169	----	----	----	1877 311
	Sp. 4D., Right	1	----	----	----	----	1877 310
	Left	1	----	----	----	----	1877 311
	Cl. Sed., 2D. Sub.,						
	Right	1	----	1869 774			
	Left	1	----	1869 775			
	Sp. Cl. Cp., Right	1	----	1869 772	1952 332	1952 332	1877 314
	Left	1	----	1869 773	1952 333	1952 333	1877 315
	Cv. Cp., Right	1	----	1954 676	----	1954 814	1877 314
	Left	1	----	1954 677	----	1954 815	1877 315
	4D., Sp. 4D., w/Tapping PLATE,						
	Right	1	----	1964 422	1973 042	1973 042	
	Left	1	----	1964 423	1973 043	1973 043	
	4D. Sub., w/Tapping PLATE,						
	Right	1	----	1919 312			
	Left	1	----	1919 313			

★ Indicates use as required.
 □ Indicates parts not listed in any previous parts book.
 March 1, 1962 Supersedes Jan. 6, 1961.

CODE	PART NAME AND DESCRIPTION	PER CAR	VALIANT	PLYMOUTH	DESOTO	CHRYSLER	IMPERIAL
23-36-0 PILLARS - Cont'd							
23-36-53	PILLAR - Cont'd						
	Sp. 4D. Sub., w/Tapping PLATE,						
	Right	1	----	----	----	1973 042	
	Left	1	----	----	----	1973 043	
	Sp. Cl. Cp., Cv. Cp., w/Tapping						
	PLATE and COVERS						
	Right	1	----	----	----	----	1919 024
	Left	1	----	----	----	----	1919 025
	Cl. Sed., 2D. Sub., Upper,						
	Right	1	----	1884 700	----	----	
	Left	1	----	1884 701	----	----	
23-36-63	PANEL, Body Lock Pillar						
	Upper Outside						
	Cl. Sed., Right	1	2195 762				
	Left	1	2195 763				
23-36-66	REINFORCEMENT, Body Lock						
	Pillar						
	Cl. Sed., 2D. Sub., Upper,						
	Right	1	2195 254	1884 532			
	Left	1	2195 255	1884 533			
	Sp. Cl. Cp., Cv. Cp.,						
	Right	1	----	⊠1950 220	⊠1950 220	⊠1950 220	1690 440
	Left	1	----	⊠1950 221	⊠1950 221	⊠1950 221	1690 441
	REINFORCEMENT, Body Front						
	Pillar Upper to Roof Side						
	Drain Trough						
	Sp. Cl. Cp., Right	1	2195 562				
	Left	1	2195 563				
23-36-73	COVER, Lock Pillar Hole Edge						
	Sp. Cl. Cp., Cv. Cp., Outer,						
	Right	1	----	----	----	----	1810 586
	Left	1	----	----	----	----	1810 587
	Inner, Right	1	----	----	----	----	1810 446
	Left	1	----	----	----	----	1810 447
23-36-118	PILLAR, Body Rear						
	Sub., Upper, Right	1	1973 360				
	Left	1	1973 361				
	Lower, Right	1	1973 362				
	Left	1	1973 363				
	Sub., Complete,						
	Right	1	----	1973 174	----	1973 174	
	Left	1	----	1973 175	----	1973 175	
23-36-120	PILLAR, Quarter Rear Upper						
	Cv. Cp. Right	1	----	⊠1884 524			
	Left	1	----	⊠1884 525			
23-36-121	PANEL, Rear Pillar Roof Rail						
	Joint Cover						
	Sub., Right	1	----	1878 254	----	1878 254	
	Left	1	----	1878 255	----	1878 255	
23-36-123	HANDLE PACKAGE, Roof Panel						
	Rear Pillar Outside Assist						
	Sub.	2	----	2196 839	----	2196 839	
	NUT	8	----	6006 035	----	6006 035	
	BOLT	2	----	681 135	----	681 135	
23-36-125	REINFORCEMENT, Rear Body						
	Lock Upper Pillar						
	4D., 4D. Sub., Right	1	2081 176				
	Left	1	2081 177				
	REINFORCEMENT, Rear Lower						
	Pillar to Quarter Inside Panel						
	4D. Sub., Right	1	2081 718				
	Left	1	2081 719				
	REINFORCEMENT, Rear Pillar						
	to Wheelhouse						
	Sub., Right	1	----	1877 840	----	1877 840	
	Left	1	----	1877 841	----	1877 841	

★ Indicates use as required.
 ⊠ Indicates parts not listed in any previous parts book.
 * Indicates change or addition.

1961 PASSENGER CAR PARTS CATALOG

BODY

CODE	PART NAME AND DESCRIPTION	PER CAR	VALIANT	PLYMOUTH	DESOTO	CHRYSLER	IMPERIAL
23-36-0 PILLARS - Cont'd							
23-36-131	COVER, Rear Pillar Wiring Sub. Left	1	-----	2189 148	-----	2189 148	
23-38-0 FLOOR TUNNEL CONSOLE							
23-38-5	PLATE, Floor Tunnel Console Finish C4 Front	1	-----	-----	-----	2161 021	
	Rear	1	-----	-----	-----	2161 022	
23-38-9	FILLER, Front Floor Console to Instrument Panel C4	1	-----	-----	-----	2161 041	
23-38-12	BASE, Floor Tunnel Console Arm Rest C4	2	-----	-----	-----	2241 393	
23-38-14	HINGE, Floor Tunnel Console Arm Rest C4	2	-----	-----	-----	2161 038	
23-38-16	REINFORCEMENT, Floor Heel Pad Finish Plate C4	2	-----	-----	-----	2086 461	
23-38-17	PLATE, Floor Heel Pad Finish C4	2	-----	-----	-----	2086 460	
23-38-21	FERKULE, Floor Tunnel Console Arm Rest Lid Strap Attaching C4	2	-----	-----	-----	2161 572	
23-38-22	TAPPING PLATE, Floor Tunnel Console Arm Rest Attaching C4	6	-----	-----	-----	2086 838	
23-38-23	CABLE, Floor Tunnel Console Arm Rest Lid Check C4	2	-----	-----	-----	1777 897	
23-38-24	NUT, Floor Tunnel Console Arm Rest Lid Check Strap Attaching C4	1	-----	-----	-----	6022 151	
23-39-0 WINDOW LIFT (MANUAL)							
23-39-2	SPRING, Door Manual Window Regulator Front	2	1256 337	1256 337	1256 337	1256 337	1256 337
	4D., 4D.Sub. Rear	2	1256 337	1256 337	1256 337	1256 337	
	Sp. 4D., Sp. 4D.Sub. Rear	2	-----	1690 329	1690 329	1690 329	
23-39-5	REGULATOR or PLATE and ARM, Door Manual Window 4D., 4D.Sub., Sp. 4D., Sp. 4D.Sub. Front Right	1	2081 624	1954 346	1954 346	1954 346	2093 486
	Left	1	2081 625	1954 347	1954 347	1954 347	2093 487
	Sp. 4D., Sp. 4D.Sub. Rear Right	1	-----	1883 494	1883 494	1883 494	2093 446
	Left	1	-----	1883 495	1883 495	1883 495	2093 447
	4D., 4D.Sub. Rear Right	1	2081 438	1883 568	1883 568	1883 568	
	Left	1	2081 439	1883 569	1883 569	1883 569	
	Sp. Cl. Cp., Cv. Cp., Cl. Sed. 2D.Sub. Right	1	2195 822	1954 348	1954 348	1954 348	
	Left	1	2195 823	1954 349	1954 349	1954 349	
	Sp. Cl. Cp. Right	1	-----	-----	-----	-----	2093 456
	Left	1	-----	-----	-----	-----	2093 457
23-39-6	SCREW and WASHER, Door Window Regulator Attaching SCREW, Window Regulator Arm Roller	★	1954 602	2165 340	2165 340	2165 340	
23-39-8	RING, Manual Window Regulator Retaining	4	2165 355	2165 355	2165 355	2165 355	6006 172

★ Indicates use as required.

⊠ Indicates parts not listed in any previous parts book.
March 1, 1962 Supersedes May 31, 1961.

Printed in U.S.A.
Prices and specifications subject to change without notice.
* Indicates change or addition.

CODE	PART NAME AND DESCRIPTION	PER CAR	VALIANT	PLYMOUTH	DESOTO	CHRYSLER	IMPERIAL
23-39-O WINDOW LIFT (MANUAL) - Cont'd							
23-39-10	SPRING NUT, Manual Window Regulator Link and Mounting Plate	★	3022 287	6022 287	6022 287	6022 287	6022 287
23-39-11	STUD, Manual Window Regulator Pivot Arm						
	Doors and Quarters	★	6000 211	6000 211	6000 211	6000 211	6006 239
23-39-12	WASHER, Manual Window Regulator Arm and Link to Door						
	Plain Type	★	-----	-----	-----	-----	6000 117
	Dished Type	★	-----	-----	-----	-----	6000 165
	WASHER, Manual Window Regulator Stud to Connecting Link	★	1954 125	1954 125	1954 125	1954 125	
	WASHER, Manual Window Regulator Arm Stud to Glass Lower Channel						
	Leather	★	6000 141	6000 141	6000 141	6000 141	6000 141
23-39-15	STOP, Rear Door Manual Window Regulator Pivot Arm Sp. 4D.	2	-----	-----	-----	-----	1751 732
	STOP, Manual Window Regulator Down Position, on Regulator	4	1909 918	1909 918	1909 918	1909 918	
23-39-17	BUSHING, Window Regulator Stud						
	Sp. 4D., Sp. 4D. Sub. Rear	★	-----	2166 511	2166 511	2166 511	
	Sp. Cl. Cp., Cv. Cp. Quarter	★	-----	2166 511	2166 511	2166 511	
23-39-18	ARM and LINK, Door Manual Window Regulator Pivot						
	4D., 4D. Sub., Sp. 4D., Sp. 4D. Sub., Front Right	1	2081 644	1954 342	1954 342	1954 342	1692 154
	Left	1	2081 645	1954 343	1954 343	1954 343	1692 155
	Sp. 4 D. Rear Right	1	-----	-----	-----	-----	2188 802
	Left	1	-----	-----	-----	-----	2188 803
	Sp. Cl. Cp., Cv. Cp., Cl. Sed., 2D. Sub., Right	1	2081 644	1954 342	1954 342	1954 342	1750 466
	Left	1	2081 645	1954 343	1954 343	1954 343	1750 467
23-39-19	BRACKET, Door Manual Window Regulator Pivot Arm						
	Front	2	*1592 610	*1245 581	-----	*1245 581	
	Rear	2	*1592 610				
23-39-30	BRACKET, Rear Door Window Regulator Adjusting						
	Sp. 4 D., includes Pivot BRACKET, Right	1	-----	-----	-----	-----	2259 394
	Left	1	-----	-----	-----	-----	2259 395
23-39-33	STUD, Window Regulator Pivot Arm and Link Roller						
	4D., Sp. 4D. Rear	4	-----	-----	-----	-----	1691 100
	Sp. Cl. Cp. Quarter	4	-----	-----	-----	-----	1691 100
23-39-34	REGULATOR, Manual Quarter Window						
	Cl. Sed., 2D. Sub., Right	1	2195 282	1884 490			
	Left	1	2195 283	1884 491			
	Sp. Cl. Cp. Right	1	2195 346	1884 492	1884 492	1884 492	1651 416
	Left	1	2195 347	1884 493	1884 493	1884 493	1651 417
	Cv. Cp. Right	1	-----	1884 494	-----	1884 494	
	Left	1	-----	1884 495	-----	1884 495	
23-39-44	SPRING, Manual Quarter Window Regulator						
	Sp. Cl. Cp.	2	2259 130	1690 329	1690 329	1690 329	
	Cv. Cp.	2	-----	1256 337	-----	1256 337	
	Cl. Sed., 2D. Sub.	2	2195 820	1256 337			

★ Indicates use as required.
 ☐ Indicates parts not listed in any previous parts book.
 * Indicates change or addition.

CODE	PART NAME AND DESCRIPTION	PER CAR	VALIANT	PLYMOUTH	DESOTO	CHRYSLER	IMPERIAL
23-40-O ROOF RAIL AND LUGGAGE RACK - Cont'd							
23-40-85	RAIL - Cont'd						
	Rear Outer, Right	1	----	----	----	----	1877 328
	Left	1	----	----	----	----	1877 329
Sp. Cl. Cp.	Right	1	2195 886				
	Left	1	2195 887				
	Front Inner, Right	1	----	----	----	----	1877 768
	Left	1	----	----	----	----	1877 769
	Front Outer, Right	1	----	----	----	----	1960 542
	Left	1	----	----	----	----	1960 543
	Rear Outer, Right	1	----	----	----	----	1961 584
	Left	1	----	----	----	----	1961 585
	RAIL, Roof Rear Sub.	1	----	1960 636	----	1960 636	
23-40-86	REINFORCEMENT, Roof Side Rail						
4D., Sp. 4D.	Right	1	----	1882 098	1869 556	1869 556	
	Left	1	----	1882 099	1869 557	1869 557	
4D.	Right	1	2259 204				
	Left	1	2259 205				
Sp. Cl. Cp.	Right	1	2259 206	1882 100			
	Left	1	2259 207	1882 101			
Sp. Cl. Cp.	Front, Right . . .	1	----	----	1878 338	1878 338	
	Left	1	----	----	1878 339	1878 339	
	Rear, Right	1	----	----	1878 340	1878 340	
	Left	1	----	----	1878 341	1878 341	
Sub.	Rear, Right	1	----	1861 128	----	1861 128	
	Left	1	----	1861 129	----	1861 129	
Sub.	Right	1	2259 204	1869 556	----	1869 556	
	Left	1	2259 205	1869 557	----	1869 557	
Cl. Sed.	Right	1	2259 206	1882 098			
	Left	1	2259 207	1882 099			
	REINFORCEMENT, Roof Rail Sub.	1	2081 233				
	Rear Corner, Right	1	2082 654				
	Left	1	2082 655				
	EXTENSION, Roof Side Rail Reinforcement						
4D., Cl. Sed.	Right	1	----	1882 130	----	1882 134	
	Left	1	----	1882 131	----	1882 135	
Sp. 4 D., w/Low Window,	Right	1	----	----	1882 134	1882 134	
	Left	1	----	----	1882 135	1882 135	
	w/High Window Right	1	----	1952 706	1952 648	1952 648	
	Left	1	----	1952 707	1952 649	1952 649	
Sp. Cl. Cp., w/Low Window,	Right	1	----	1884 538			
	Left	1	----	1884 539			
	w/High Window, Right	1	----	1952 676			
	Left	1	----	1952 677			
Sub.	Right	1	----	1960 064	----	1960 064	
	Left	1	----	1960 065	----	1960 065	
Except Sub.	Right	1	2081 220				
	Left	1	2081 221				
23-40-92	EXTENSION, Roof Side Rail						
	Front, Right	1	2195 956				
	Left	1	2195 957				
	Rear, Right	1	2081 224				
	Left	1	2081 225				

★ Indicates use as required.
 ☐ Indicates parts not listed in any previous parts book.
 * Indicates change or addition.

1961 PASSENGER CAR PARTS CATALOG

CODE	PART NAME AND DESCRIPTION	PER CAR	VALIANT	PLYMOUTH	DESOTO	CHRYSLER	IMPERIAL
23-40-O ROOF RAIL AND LUGGAGE RACK - Cont'd							
23-40-92	EXTENSION - Cont'd						
	4D., Cl. Sed., w/Low Window,						
	Right	1	----	1884 638	----	1884 868	
	Left	1	----	1884 639	----	1884 869	
	Sp. 4 D. w/Low Window,						
	Right	1	----	----	1884 868	1884 868	
	Left	1	----	----	1884 869	1884 869	
	Sp. 4D. w/High Window,						
	Right	1	----	1952 704	----	1952 650	
	Left	1	----	1952 705	----	1952 651	
	Rear Outer,						
	Right	1	----	----	----	----	1877 408
	Left	1	----	----	----	----	1877 409
	Sub. Right	1	----	1961 422	----	1961 422	
	Left	1	----	1961 423	----	1961 423	
	Sp. Cl. Cp. to Wheelhouse,						
	Right	1	----	----	----	----	1810 058
	Left	1	----	----	----	----	1810 059
	EXTENSION, Roof Rail to						
	Quarter Window Front Frame						
	Sub. Right	1	----	1961 018	----	1961 018	
	Left	1	----	1961 019	----	1961 019	
23-40-96	SUPPORT, Roof Side Rail						
	Extension to Wheelhouse Outer						
	Panel						
	Sub. Right	1	2081 732				
	Left	1	2081 733				
23-40-97	BRACE, Roof Side Rail						
	Reinforcement Extension to						
	Wheelhouse						
	Sp. Cl. Cp., w/High Window						
	Right	1	----	1963 146	----		
	Left	1	----	1963 147	----		
23-41-O WINDOW LIFT (ELECTRIC)							
23-41-4	REGULATOR, Electric Window						
	4D., 4D. Sub., Sp. 4D., Sp. 4D. Sub.						
	Front Right	1	----	1964 364	1964 364	1964 364	2094 322
	Left	1	----	1964 365	1964 365	1964 365	2094 323
	4D., 4D. Sub. Rear Right	1	----	1964 362	----	1964 362	
	Left	1	----	1964 363	----	1964 363	
	Sp. 4D., Sp. 4D. Sub.						
	Rear Right	1	----	1964 352	1964 352	1964 352	1860 962
	Left	1	----	1964 353	1964 353	1964 353	1860 963
	Sp. Cl. Cp., Cv. Cp., Cl. Sed.,						
	2 D. Sub. Door Right	1	----	1964 360	1964 360	1964 360	1860 962
	Left	1	----	1964 361	1964 361	1964 361	1860 963
	Sp. Cl. Cp. Quarter Right	1	----	1964 356	1964 356	1964 356	1753 706
	Left	1	----	1964 357	1964 357	1964 357	1753 707
	Cv. Cp. Quarter Right	1	----	1964 354	----	1964 354	1753 706
	Left	1	----	1964 355	----	1964 355	1753 707
	Cl. Sed., 2D. Sub.						
	Quarter Right	1	----	1964 358	----		
	Left	1	----	1964 359	----		
	REGULATOR, Electric Window						
	(used in Dura Type Assembly)						
	4D., Sp. 4D., 4D. Sub., Sp. 4D. Sub.						
	Front Right	1	----	1964 596	1964 596	1964 596	
	Left	1	----	1964 597	1964 597	1964 597	
	Sp. Cl. Cp., Cv. Cp., Cl. Sed.,						
	2 D. Sub., Front Right	1	----	1964 598	1964 598	1964 598	
	Left	1	----	1964 599	1964 599	1964 599	
	4D., 4D. Sub. Rear Right	1	----	1964 594	----	1964 594	
	Left	1	----	1964 595	----	1964 595	

★ Indicates use as required.
 ☐ Indicates parts not listed in any previous parts book.
 March 1, 1962 Supersedes May 31, 1961.

1961 PASSENGER CAR PARTS CATALOG

BODY

CODE	PART NAME AND DESCRIPTION	PER CAR	VALIANT	PLYMOUTH	DESOTO	CHRYSLER	IMPERIAL
23-41-O WINDOW LIFT (ELECTRIC) - Cont'd							
23-41-58	INSULATOR, Electric Window Lift Wiring 4D., Sp. 4D., 4D. Sub., Sp. 4D. Sub. Rear	2	----	1843 226	1843 226	1843 226	
23-41-60	CLIP, Door Inside Panel Wiring Harness Retaining 4D., Sp. 4D. Rear	★	----	----	----	----	6006 104
23-41-62	WASHER, Electric Window Regulator Arm Stud to Glass Lower Channel	★	6000 141	6000 141	6000 141	6000 141	
23-41-94	RETAINER, Electric Window Regulator Arm Stud	★	----	6000 305	6000 305	6000 305	
23-41-95	GROMMET, Electric Window Lift Wiring Harness Rear Door	2	----	1952 584	1952 584	1952 584	
	GROMMET, Electric Window Lift Wiring Conduit Front	2	----	2257 299	2257 299	2257 299	
	Rear	2	----	2257 744	2257 744	2257 744	1753 681
23-41-106	MOTOR, Electric Window Lift Front	2	----	2084 445	2084 445	2084 445	2093 842
	4D., 4D. Sub. Rear	2	----	2084 445	----	2084 445	2093 843
	Sp. 4D., Sp. 4D. Sub. Rear	2	----	2084 444	2084 444	2084 444	2093 843
	Sp. Cl. Cp. Quarter	2	----	2084 444	2084 444	2084 444	*2084 849
	Cv. Cp. Quarter	2	----	2084 446	----	2084 446	2084 849
	Cl. Sed., 2D. Sub. Quarter	2	----	2084 445			
	MOTOR, Electric Window Lift (used in Dura Type Assembly) Front Right	1	----	2196 343	2196 343	2196 343	
	Left	1	----	2196 342	2196 342	2196 342	
	Quarter, Right	1	----	2196 343	2196 343	2196 343	
	Left	1	----	2196 342	2196 342	2196 342	
	4D., 4D. Sub., Rear Right	1	----	2196 343	2196 343	2196 343	
	Left	1	----	2196 342	2196 342	2196 342	
23-41-126	BUMPER, Electric Window Regulator Motor	★	----	----	----	----	1860 619
23-41-128	GROMMET, Electric Window Lift Motor Mounting Sp. Cl. Cp., Cv. Cp., Quarter	★	----	----	----	----	1383 351
23-41-129	SCREW, Electric Window Regulator Motor Strap	★	----	----	----	----	6006 249
23-41-130	LOCKWASHER, Electric Window Regulator to Inside Panel	★	----	----	----	----	6013 031
23-41-138	COUPLING, Electric Window Lift Motor to Mechanism Front	2	----	1627 108	1627 108	1627 108	1627 108
	Rear	2	----	1688 919	1688 919	1688 919	1688 919
	Quarter	2	----	1627 108	1627 108	1627 108	1627 108
	COUPLING and Drive CABLE, Electric Window Lift Motor to Mechanism (used in Dura Type Assembly)	4	----	1810 641	1810 641	1810 641	
23-41-139	SHIELD, Electric Window Lift Motor Shaft, Plastic	★	----	1689 167	1689 167	1689 167	1689 167
23-41-167	CONDUIT, Electric Window Lift Wiring, Front	2	----	1971 326	1971 326	1971 326	1971 326
	Rear	2	----	1971 314	1971 314	1971 314	
23-41-168	SUPPORT, Front Door Electric Window Lift Wiring Conduit	2	----	----	----	----	2258 010

★ Indicates use as required.

⊠ Indicates parts not listed in any previous parts book.
March 1, 1962 Supersedes May 31, 1961.

Printed in U.S.A.
Prices and specifications subject to change without notice.
* Indicates change or addition.

CODE	PART NAME AND DESCRIPTION	PER CAR	VALIANT	PLYMOUTH	DESOTO	CHRYSLER	IMPERIAL
23-41-O WINDOW LIFT (ELECTRIC) - Cont'd							
23-41-170	SWITCH, Electric Window Lift, 4 Gang, includes BEZEL	1	----	2096 089	2096 089	2096 089	2096 090
	Single, includes BEZEL	3	----	2096 399	2096 399	2096 399	2096 765
	SWITCH, Electric Window Lift Safety, Toggle Type . . .	1	----	2197 404	2197 404	2197 404	2197 404
	SWITCH, Electric Window Lift and Vent Wing	1	----	----	----	----	2096 176
	6 Gang, includes BEZEL	1	----	----	----	----	2096 177
23-41-174	SPRING, Electric Window Lift Switch Retaining	★	----	2096 169	2096 169	2096 169	2096 169
23-41-176	CONNECTOR, Electric Window Lift Switch, Single	★	----	2096 905	2096 905	2096 905	2096 905
	4 Way	★	----	2096 908	2096 908	2096 908	2096 908
	5 Way	★	----	2096 911	2096 911	2096 911	2096 911
23-41-177	TERMINAL, Electric Window Lift Safety Switch Wiring	4	----	903 895	903 895	903 895	903 895
23-41-184	RETAINER, Electric Window Lift Switch and Bezel						
	Left Front Door	1	----	1769 330	1769 330	1769 330	1769 330
	Except Left Front Door	3	----	1971 478	1971 478	1971 478	1971 478
23-41-250	ROLLER, Electric Window Regulator Guide Arm Plate Sp. 4D. Rear	6	----	----	----	----	2188 984
23-41-256	STUD, Electric Window Regulator Arm and Link Roller	8	----	----	----	----	1691 100
23-41-270	HOUSING, PINION and CABLE PACKAGE, Electric Window Regulator (used in Dura Type Assembly) Right	1	----	2166 926	2166 926	2166 926	
	Left	1	----	2166 927	2166 927	2166 927	
23-41-273	BUSHING or BEARING, Electric Window Lift Mechanism Gear Shaft (used in Dura Type Assembly) Outer	2	----	1810 635	1810 635	1810 635	
23-41-281	BRACE, Front Door Inside Panel Electric Window Regulator Lower						
	Sp. Cl. Cp., Cv. Cp., Cl. Sed.	2	----	1964 821	1964 821	1964 821	
	4D., Sp. 4D., 4D. Sub., Sp. 4D. Sub.	2	----	1964 823	1964 823	1964 823	
	REINFORCEMENT, Rear Door Inside Panel Electric Window Regulator						
	4D., 4D. Sub. Upper Right . . .	1	----	1964 690	1964 690	1964 690	
	Left	1	----	1964 691	1964 691	1964 691	
	Front Right	1	----	1964 696	1964 696	1964 696	
	Left	1	----	1964 697	1964 697	1964 697	
23-42-O WINDOW GLASS RUN							
	NOTE 1: Length 70"						
	NOTE 2: Length 55 1/2"						
	NOTE 3: Length 64 1/2"						
23-42-6	SCREW and WASHER, Window Glass Run Retainer	★	----	2165 340	2164 340	2165 340	
23-42-13	RUN, Door Window Glass Divisional Channel Sp. 4D., Sp. Cl. Cp., Cv. Cp.						
	Right	1	----	----	----	----	2093 836
	Left	1	----	----	----	----	2093 837
23-42-16	RUN, Front Door Window Glass						
	4D., 4D. Sub., Cl. Sed., 2D. Sub.	2	----	*2165 492(1)	----	*2165 492(1)	
	4D., 4D. Sub., Cl. Sed., 2D. Sub.	2	----	E2216 406(2)	----	E2216 406(2)	
	4D., 4D. Sub.	2	----	2081 354			
	Cl. Sed.	2	----	2195 266			

★ Indicates use as required.
 □ Indicates parts not listed in any previous parts book.
 * Indicates change or addition.

CODE	PART NAME AND DESCRIPTION	PER CAR	VALIANT	PLYMOUTH	DESOTO	CHRYSLER	IMPERIAL
23-42-0 WINDOW GLASS RUN - Cont'd							
23-42-23	RUN, Rear Door Window Glass 4D., 4D. Sub.	2	2081 460	*2165 492(1)	----	*2165 492(1)	
	4D., 4D. Sub.	2	----	B2216 404(3)	----	B2216 404(3)	
23-42-26	RETAINER, Front Door Window Glass Run 4D., 4D. Sub., Cl. Sed., 2D. Sub. Right	1	----	1952 378	1952 378	1952 378	
	Left	1	----	1952 379	1952 379	1952 379	
	RETAINER, Rear Door Window Glass Run 4D., 4D. Sub. Right	1	----	1954 144	----	1954 144	
	Left	1	----	1954 145	----	1954 145	
23-42-38	RUN, Quarter Window Glass Cl. Sed., 2D. Sub.	2	2195 310	*2165 492(1)			
	Cl. Sed., 2D. Sub.	2	----	B2216 404(3)			
	Sp. Cl. Cp. Right	1	----	----	----	----	2094 154
	Left	1	----	----	----	----	2094 155
23-42-46	RUN, Tailgate Window Glass Sub. Upper	1	2082 397	2189 351	----	2189 351	
	Lower	2	2082 391	1961 556	----	1961 556	
23-42-56	RETAINER, Quarter Window Glass Run Cl. Sed., 2D. Sub. Right	1	----	1909 386			
	Left	1	----	1909 387			
	RETAINER, Quarter Window Glass Run Upper Cl. Sed., 2D. Sub.	4	----	B2254 135			
23-42-57	FILLER, Quarter Window Glass Run to Roof Rear Side Rail Sp. Cl. Cp. Right	1	----	----	----	----	2094 156
	Left	1	----	----	----	----	2094 157
23-45-0 FRONT SEAT							
23-45-10	NUT, Swivel Seat Cushion Bolt to Pivot Bracket	2	----	----	----	2092 253	2092 253
	NUT, Swivel Seat Cushion Frame to Lower Frame	2	----	----	----	6016 004	6016 004
23-45-11	WASHER, Swivel Seat Upper Frame Lower Pivot Arm	★	----	----	----	2094 167	2094 167
	WASHER, Swivel Seat Cushion Bearing	2	----	----	----	2092 254	2092 254
	WASHER, Swivel Seat Upper Frame Lower Pivot Bracket	★	----	----	----	2094 168	2094 168
23-45-12	ROLLER, Swivel Seat Cushion Frame Pivot Track	4	----	----	----	1918 529	1918 529
23-45-17	BRACKET, Swivel Seat Adjuster to Floor	2	----	----	----	2161 057	
23-45-18	FRAME, Swivel Seat Lower, w/Manual Seat Adjuster	1	----	----	----	2092 469	
	w/Electric Seat Adjuster	1	----	----	----	2092 260	2092 260
	RC4, w/Manual Seat Adjuster	1	----	----	----	2092 226	
	w/Electric Seat Adjuster	1	----	----	----	2092 187	
23-45-19	BOLT, Swivel Seat Cushion to Lower Frame	2	----	----	----	2092 256	2092 256
23-45-20	SPRING, Swivel Seat Cushion Frame to Lower Frame Tension SUPPORT, Swivel Seat Cushion Frame Tension Wire, w/Manual Seat Adjuster	1	----	----	----	1918 551	1918 551
	SPRING, Swivel Seat Cushion Frame Tension	1	----	----	----	1969 032	1969 032
	C4	1	----	----	----	2094 069	
23-45-21	BRACKET, Swivel Seat Cushion Lower Frame Spring Mounting	2	----	----	----	1969 200	1969 200

★ Indicates use as required.

B Indicates parts not listed in any previous parts book.
March 1, 1962 Supersedes May 31, 1961.

CODE	PART NAME AND DESCRIPTION	PER CAR	VALIANT	PLYMOUTH	DESOTO	CHRYSLER	IMPERIAL
23-45-0 FRONT SEAT - Cont'd							
23-45-22	STABILIZER, Swivel Seat Cushion Frame						
	C1, C2, C3, Right	1	----	----	----	2092 464	2092 464
	Left	1	----	----	----	2092 465	2092 465
	C4 Right	1	----	----	----	2094 200	
	Left	1	----	----	----	2094 201	
23-45-24	SUPPORT, Swivel Seat Cushion Release Wire						
	C4	1	----	----	----	2092 241	
23-45-25	RAMP, Swivel Seat Cushion Frame Stabilizer						
	C1, C2, C3	2	----	----	----	2092 456	2092 456
	C4	2	----	----	----	2094 149	
23-45-29	PLATE, Front Seat Back Center Hinge Stop						
	Sp. Cl. Cp., Cl. Sed.	2	2160 502				
23-45-30	BUMPER, Front Seat Back Stop Sp. Cl. Cp., Cv. Cp., Cl. Sed., 2D. Sub., w/o Swivel Seat						
	Cl. Sed., 2 D. Sub. w/Heavy Duty Springs	2	2160 500	1815 328	1815 328	1815 328	1815 328
23-45-31	WASHER, Front Seat Back Stop Bumper						
	Sp. Cl. Cp., Cv. Cp., Cl. Sed., 2D. Sub., w/o Swivel Seat	2	----	6008 077	6008 077	6008 077	6008 077
23-45-33	BRACKET, Front Seat Back Outer Hinge Arm Cover						
	Sp. Cl. Cp., Cv. Cp., Cl. Sed., 2 D. Sub., Right	1	----	2080 944	2080 944	2080 944	
	Left	1	----	2080 945	2080 945	2080 945	
23-45-41	SNAP RING, Front Seat Side Panel Hinge Rod						
	Sp. Cl. Cp., Cv. Cp., Cl. Sed., 2D. Sub.	2	1884 405	1884 405	1884 405	1884 405	1884 405
23-45-43	BRACKET and RETAINER, Swivel Seat Cushion Frame Pivot						
	C4	2	----	----	----	2094 896	
23-45-44	STUD, Swivel Seat Cushion Side Shield						
		4	----	----	----	6008 030	6008 030
23-45-46	PUSHNUT, Front Seat Back Frame to Cushion Frame						
	Sp. Cl. Cp., Cl. Sed., Spring Steel . . .	2	2160 648				
23-45-52	HANDLE, Swivel Seat Control						
23-45-53	SCREW, Swivel Seat Control Handle						
		2	----	----	----	1902 031	1902 031
23-45-56	SCREW, Swivel Seat Back to Cushion Wedge Tension Spring Adjusting						
		★	----	----	----	6016 005	6016 005
23-45-58	SCREW, Swivel Seat Back Pivot Bracket Cover Attaching						
		★	----	----	----	1901 691	1901 691
23-45-59	SPRING, Swivel Seat Cushion Frame Latch						
	Right	1	----	----	----	1969 100	1969 100
	Left	1	----	----	----	1969 101	1969 101
	SPRING, Swivel Seat Cushion Frame Lower Return						
		2	----	----	----	2094 067	2094 067
23-45-61	BUSHING, Swivel Seat Cushion Frame Lower Pivot						
		2	----	----	----	2094 098	2094 098
23-45-62	NUT, Swivel Seat Cushion Frame Pivot Bracket						
	C4	2	----	----	----	2094 888	
23-45-75	FASTENER, Swivel Seat Adjuster Cover to Seat Bottom Frame						
		2	----	----	----	2161 331	2161 331

★ Indicates use as required.

☐ Indicates parts not listed in any previous parts book.

* Indicates change or addition.

1961 PASSENGER CAR PARTS CATALOG

BODY

CODE	PART NAME AND DESCRIPTION	PER CAR	VALIANT	PLYMOUTH	DESOTO	CHRYSLER	IMPERIAL
23-45-O FRONT SEAT - Cont'd							
23-45-102	CATCH and BRACKET, Swivel Seat Lower Frame						
	C4 Right	1	----	----	----	2188 518	
	Left	1	----	----	----	2188 519	
23-45-105	SPRING, Swivel Seat Lower Frame Catch Actuating Pawl						
	C4 Right	1	----	----	----	2188 468	2188 468
	Left	1	----	----	----	2188 469	2188 469
23-45-112	HOOK, Swivel Seat Lower Frame to Pivot Arm						
	C4	2	----	----	----	2188 411	
23-47-O FRONT SEAT ADJUSTER							
23-47-6	GUIDE or TRACK, Manual Seat Adjuster, Upper Right . . .	1	----	2080 956	2080 956	2080 956	2080 956
	Left	1	----	2080 957	2080 957	2080 957	2080 957
	Lower Right	1	----	2080 952	2080 952	2080 952	2080 952
	Left	1	----	2080 953	2080 953	2080 953	2080 953
	Right	1	2080 904				
	Left	1	2082 686				
	GUIDE or TRACK, Electric Seat Adjuster, Right	1	----	2080 828	2080 828	2080 828	2080 828
	Left	1	----	2080 827	2080 827	2080 827	2080 827
NOTE: Part Numbers 2080 827 and 2080 828 used with or without Swivel Seat.							
23-47-8	COVER, Swivel Seat Adjuster Track, Right	1	----	----	----	1916 840	1916 840
	Left	1	----	----	----	1916 852	1916 852
NOTE: With 1916 852 Cover specify 1 of 1902 186 Name Plate.							
	COVER, Electric Seat Adjuster Track w/o Swivel Seat, Right	1	----	1839 386	1839 386	1839 386	1839 386
	Left	1	----	1839 387	1839 387	1839 387	1839 387
	Track Floor Pan Well Right	1	----	----	----	----	1902 108
	Left	1	----	----	----	----	1902 109
23-47-9	STUD, Electric Seat Adjuster to Floor	8	----	6008 111	6008 111	6008 111	6008 111
	BOLT and WASHER, Manual Seat Guide Support	4	----	6008 220	6008 220	6008 220	6008 220
23-47-12	STOP, Electric Seat Adjuster Track Horizontal Right	1	----	1830 236	1830 236	1830 236	1830 236
	Left	1	----	1830 237	1830 237	1830 237	1830 237
23-47-14	SCREW, Swivel Seat Adjuster Track Cover Attaching	★	----	1901 691	1901 691	1901 691	1901 691
23-47-16	NUT and WASHER, Seat Adjuster to Floor Pan Y1-L	★	----	6008 243	6008 243	6008 243	6008 243
		★	----	----	----	----	6022 056
	NUT, Manual Seat Guide Support Front	2	----	2080 951	2080 951	2080 951	2080 951
23-47-26	SPRING, Manual Seat Guide Tension	2	1902 350	1902 350	1902 350	1902 350	1902 350
23-47-35	NUT and WASHER, Seat Guide to Floor Pan	★	6008 000	6008 243	6008 243	6008 243	6008 243
23-47-55	KNOB, Manual Seat Guide Latch Control	1	1902 217	2161 291	2161 291	2161 291	2161 291
23-47-64	CLIP, Front Seat Guide Connecting Wire	★	----	1969 366	1969 366	1969 366	1969 366

★ Indicates use as required.

□ Indicates parts not listed in any previous parts book.
March 1, 1962 Supersedes May 31, 1961.

CODE	PART NAME AND DESCRIPTION	PER CAR	VALIANT	PLYMOUTH	DESOTO	CHRYSLER	IMPERIAL
23-47-O FRONT SEAT ADJUSTER - Cont'd							
23-47-66	WIRE, Manual Seat Guide Latch Connecting w/o Swivel Seat	1	2082 545	1969 367	1969 367	1969 367	1969 367
	w/Swivel Seat	1	-----	-----	-----	2092 184	
23-47-75	SPRING, Manual Seat Guide Latch	2	1645 615	1645 615	1645 615	1645 615	1645 615
23-47-196	PIN, Electric Seat Adjuster Track Rear Lever	2	----	6008 216	6008 216	6008 216	6008 216
23-47-344	UNIT or MECHANISM, Electric Seat Adjuster Drive	1	----	1819 228	1819 228	1819 228	1819 228
	UNIT or MECHANISM, Electric Seat Adjuster Slave						
	Right	1	----	1819 240	1819 240	1819 240	1819 240
	Left	1	----	1819 239	1819 239	1819 239	1819 239
23-47-350	DOWEL PIN, Electric Seat Adjuster Drive Unit	2	----	6008 051	6008 051	6008 051	6008 051
23-47-352	SCREW, Electric Seat Adjuster Drive Unit	6	----	6008 126	6008 126	6008 126	6008 126
	SCREW, Electric Seat Adjuster Slave Unit Cap or Cover	16	----	6008 027	6008 027	6008 027	6008 027
23-47-375	STUD, Electric Seat Adjuster Stabilizer to Floor Bracket	1	----	2080 456	2080 456	2080 456	2080 456
23-47-383	PIVOT END, Electric Seat Adjuster Stabilizer Strut	2	----	2080 329	2080 329	2080 329	2080 329
23-47-384	STRUT, Electric Seat Adjuster Stabilizer						
	Male	1	----	2080 331	2080 331	2080 331	2080 331
	Female	1	----	2080 330	2080 330	2080 330	2080 330
23-47-386	WASHER, Electric Seat Adjuster Stabilizer Pivot End	2	----	2080 466	2080 466	2080 466	2080 466
23-47-387	GUARD, Electric Seat Adjuster Track Rear Lever	2	----	2080 478	2080 478	2080 478	2080 478
23-47-413	SPRING, Electric Seat Adjuster Drive Unit Gear Selector Lever and Shaft	3	----	1819 230	1819 230	1819 230	1819 230
23-47-414	COIL PACKAGE, Electric Seat Adjuster Drive Unit Solenoid	3	----	1830 290	1830 290	1830 290	1830 290
23-47-423	CIRCUIT BREAKER, Electric Seat Adjuster, 40 amps.	1	----	1769 967	1769 967	1769 967	1769 967
23-47-424	CLIP, Electric Seat Adjuster Circuit Breaker Mounting	1	----	6015 159	6015 159	6015 159	
23-47-425	RELAY, Electric Seat Adjuster Motor	1	----	1779 890	1779 890	1779 890	1779 890
23-47-427	SCREW, Electric Seat Adjuster Motor Relay Mounting	2	----	6008 110	6008 110	6008 110	6008 110
23-47-430	MOTOR, Electric Seat Adjuster	1	----	1779 055	1779 055	1779 055	1779 055
23-47-431	TUBE, Electric Seat Adjuster Drive Unit to Slave Unit Cable						
	Front Control, Left, Short . . .	1	----	1830 216	1830 216	1830 216	1830 216
	Rear Control, Left, Short	1	----	1830 217	1830 217	1830 217	1830 217
	Horizontal Control, Left, Short .	1	----	1830 218	1830 218	1830 218	1830 218
	w/BRACKETS, Right, Long	1	----	1830 212	1830 212	1830 212	1830 212
23-47-432	COUPLING, Electric Seat Adjuster Motor to Mechanism or Drive Unit	1	----	1594 834	1594 834	1594 834	1594 834
	CABLE, Electric Seat Adjuster Drive Unit to Slave Unit						
	Front Control,						
	Right, 50 5/16"	1	----	1830 344	1830 344	1830 344	1830 344
	Left, 10 25/32"	1	----	1830 345	1830 345	1830 345	1830 345
	Rear Control,						
	Right, 50 5/16"	1	----	1830 346	1830 346	1830 346	1830 346
	Left, 10"	1	----	1830 347	1830 347	1830 347	1830 347
	Horizontal Control,						
	Right, 50 13/16"	1	----	1830 348	1830 348	1830 348	1830 348
	Left, 12 5/32" .	1	----	1830 349	1830 349	1830 349	1830 349

★ Indicates use as required.
 □ Indicates parts not listed in any previous parts book.
 * Indicates change or addition.

CODE	PART NAME AND DESCRIPTION	PER CAR	VALIANT	PLYMOUTH	DESOTO	CHRYSLER	IMPERIAL
23-47-O FRONT SEAT ADJUSTER - Cont'd							
23-47-446	SWITCH, Electric Seat Adjuster w/Swivel Seat	1	----	----	----	2096 658	2096 658
	w/o Swivel Seat	1	----	1972 598	1972 598	1972 598	1972 598
23-47-451	BEZEL, Electric Seat Adjuster Switch						
	w/Swivel Seat	1	----	----	----	2080 946	2080 946
	w/o Swivel Seat	1	----	2161 261	2161 261	2161 261	
23-47-454	BRUSH and SPRING PACKAGE, Electric Seat Adjuster Motor	1	----	1297 879	1297 879	1297 879	1297 879
23-47-457	KNOB, Electric Seat Adjuster Switch	1	----	2096 022	2096 022	2096 022	2096 022
23-47-458	STUD, Electric Seat Adjusting Switch Bezel	1	----	6010 020	6010 020	6010 020	
23-48-O SECOND AND THIRD SEAT							
23-48-6	SPACER, Seat Back to Cushion Down Position	★	----	1884 737	----	1884 737	
23-48-11	PIN, Third Seat Back Hinge Sub.	2	----	1960 627	----	1960 627	
23-48-19	STRIKER, Second Seat Back Up Position						
	Sub. Right	1	2082 245				
	Left	1	2082 244				
	On Wheelhouse,						
	Right	1	1961 438	----	1961 438		
	Left	1	1961 439	----	1961 439		
	Third Seat, on Wheel House	2	1960 503	----	1960 503		
	LATCH or RETAINER, Seat Back Up Position on Wheel House						
	Sub. Second Seat,						
	Right	1	1961 488				
	Left	1	2083 126				
	Sub. Third Seat	2	----	1775 440	----	1775 440	
23-48-20	HANDLE, Third Seat Lift						
	Sub. Chrome	2	1833 596	1833 596	----	1833 596	
23-48-21	ESCUTCHEON, Third Seat Lift Handle						
	Sub. Chrome	2	1833 597	1833 597	----	1833 597	
	White	2	1775 814	1775 814	----	1775 814	
23-48-28	BRACKET, Seat Back Up Position on Wheel House						
	Sub. Second Seat,						
	Right	1	1961 230	1961 230	----	1961 230	
	Left	1	1961 231	1961 231	----	1961 231	
	SUPPORT, Seat Back Up Position on Wheel House						
	Sub. Third Seat	2	1878 641	1878 641	----	1878 641	
23-48-49	ROD, Second Seat Back Latch Actuating						
	Sub.	1	1961 091	1961 091	----	1961 091	
23-48-50	PIN, Second Seat Back Latch Handle Stop						
	Sub.	2	1961 085	1961 085	----	1961 085	
23-48-51	HANDLE, Second Seat Back Latch						
	Sub. Right	1	1961 436	1961 436	----	1961 436	
	Left	1	1961 437	1961 437	----	1961 437	
23-48-52	SPRING, Second Seat Back Latch Handle Retaining						
	Sub. Right	1	1961 692	1961 692	----	1961 692	
	Left	1	1961 693	1961 693	----	1961 693	
23-48-65	PANEL and HINGES, Second Seat Back						
	Sub.	1	1959 646	1878 652	----	1878 652	

★ Indicates use as required.

☐ Indicates parts not listed in any previous parts book.
March 1, 1962 Supersedes May 31, 1961.

CODE	PART NAME AND DESCRIPTION	PER CAR	VALIANT	PLYMOUTH	DESOTO	CHRYSLER	IMPERIAL
23-48-0 SECOND AND THIRD SEAT - Cont'd							
23-48-76	SCREW and WASHER, Third Seat Back Hinge	4	----	6022 540	----	6022 540	
	SCREW and WASHER, Third Seat Back Latch Bracket Bumper to Wheelhouse Sub.	2	6022 219				
23-48-78	WASHER, Second Seat Bottom Hinge and Leg Pivot Bolt Sub.	2	----	617 115	----	617 115	
23-48-87	SUPPORT and PIN, Second Seat Cushion Hinge Sub.	1	----	1877 926	----	1877 926	
	Right	1	----	1877 927	----	1877 927	
	Left	1	----				
23-48-93	BUMPER, Seat Back Up Position on Wheelhouse Sub.	2	1960 719	2094 592	----	2094 592	
	Third Seat BUMPER, Third Seat Back Frame Sub.	2	1835 109	1835 109	----	1835 109	
	Sub.	2	----	1835 109	----	1835 109	
23-48-94	RETAINER, Third Seat Back Up Position Latch and Bumper Mounting Screw	2	----	6000 177	6000 177	6000 177	
23-48-98	HINGE, Second Seat Back Sub.	1	2082 250				
	Right	1	2082 251				
	Left	1					
	HINGE and BEARING, Second Seat Bottom Sub.	1	----	1878 910	----	1878 910	
	Right	1	----	1878 911	----	1878 911	
	Left	1					
23-48-99	SUPPORT, Second Seat Back Hinge Sub.	1	2082 844				
	Right	1	2082 845				
	Left	1					
23-48-101	LEG, Second Seat Cushion Sub.	1	----	2093 236	----	2093 236	
	Right	1	----	2093 237	----	2093 237	
	Left	1					
23-48-105	SPACER, Second Seat Bottom Hinge Support to Floor Pan Sub.	2	----	2188 616	----	2188 616	
	Front	2	----	2188 617	----	2188 617	
	Rear	2					
23-48-108	SPRING, Second Seat Cushion Leg Sub.	1	----	2093 646	----	2093 646	
	Right	1	----	2093 647	----	2093 647	
	Left	1					
23-48-112	PANEL and HINGES, Second Seat Cushion Bottom Sub.	1	----	1878 769	----	1878 769	
23-48-116	WASHER, Second Seat Bottom Leg to Pivot Bolt Sub.	2	----	6022 153	----	6022 153	
23-48-121	HINGE, Third Seat Bottom Sub.	1	----	2094 130	----	2094 130	
	Body Half, Right	1	----	2094 131	----	2094 131	
	Left	1					
	HINGE, Third Seat Back Sub.	1	----	1878 170	----	1878 170	
	Body Half, Right	1	----	1878 171	----	1878 171	
	Left	1					
23-48-148	PIN, Second Seat Back Pivot Sub.	1	----	1878 600	----	1878 600	
	includes BRACKET Right	1	----	1878 601	----	1878 601	
	Left	1					
	PIN, Second Seat Back Hinge Support Sub.	2	1952 482				

★ Indicates use as required.

☐ Indicates parts not listed in any previous parts book.

* Indicates change or addition.

Printed in U.S.A.

Prices and specifications subject to change without notice.

March 1, 1962 Supersedes May 31, 1961.

1961 PASSENGER CAR PARTS CATALOG

BODY

CODE	PART NAME AND DESCRIPTION	PER CAR	VALIANT	PLYMOUTH	DESOTO	CHRYSLER	IMPERIAL
23-48-O SECOND AND THIRD SEAT - Cont'd							
23-48-149	WASHER, Second Seat Cushion Hinge Pin Sub.	2	----	6000 097	----	6000 097	
23-48-166	SCREW and WASHER, Second Seat Cushion Hinge Support to Floor Pan Sub.	6	----	1964 747	----	1964 747	
	SCREW and WASHER, Second Seat Bottom Hinge Support and Reinforcement Sub.	6	----	6022 278	----	6022 278	
23-48-180	PANEL, Third Seat Cushion Bottom Sub.	1	----	1878 755	----	1878 755	
23-48-188	PANEL, Third Seat Back Sub.	1	2082 799	1878 592	----	1878 592	
23-51-O SIDE SILL AND BELT BAR							
23-51-3	SILL, Body Side						
	Sp. 4D. Inner, Right	1	----	----	----	----	2189 314
	Left	1	----	----	----	----	2189 315
	Outer, Right	1	----	----	----	----	1861 268
	Left	1	----	----	----	----	1861 269
	Sp. Cl. Cp., Cv. Cp., Inner, Right	1	----	----	----	----	2189 314
	Left	1	----	----	----	----	2189 315
23-51-5	PANEL, Body Side Sill Outer						
	4 D., S1, C1, C2, Right	1	2082 540	1952 874	----	1952 962	
	Left	1	2082 541	1952 875	----	1952 963	
	4 D., C3, Right	1	----	----	----	1952 916	
	Left	1	----	----	----	1952 917	
	Sp. 4 D., C1, C2, Right	1	----	1952 882	1952 948	1952 948	
	Left	1	----	1952 883	1952 949	1952 949	
	Sp. 4 D., C3, Right	1	----	----	----	1952 918	
	Left	1	----	----	----	1952 919	
	4 D. Sub. Right	1	2082 540	1952 962	----	----	
	Left	1	2082 541	1952 963	----	----	
	Sp. 4 D. Sub., C1, Right	1	----	----	----	1952 948	
	Left	1	----	----	----	1952 949	
	Sp. 4 D. Sub., C2, C3, Right	1	----	----	----	1952 918	
	Left	1	----	----	----	1952 919	
	Sp. Cl. Cp., C1, C2, Right	1	2195 462	1952 884	1952 960	1952 960	1877 786
	Left	1	2195 463	1952 885	1952 961	1952 961	1877 787
	w/REINFORCEMENT, Right	1	1919 316	----	----	----	
	Left	1	1919 317	----	----	----	
	Sp. Cl. Cp., C3, C4, Right	1	----	----	----	1952 920	
	Left	1	----	----	----	1952 921	
	Cv. Cp., C1, Right	1	----	1952 922	----	1952 924	1877 786
	Left	1	----	1952 923	----	1952 925	1877 787
	Cv. Cp., C3, C4, Right	1	----	----	----	1952 926	
	Left	1	----	----	----	1952 927	
	Cl. Sed., Right	1	2195 462	1952 884	----	----	
	Left	1	2195 463	1952 885	----	----	

★ Indicates use as required.

☐ Indicates parts not listed in any previous parts book.

March 1, 1962 Supersedes May 31, 1961.

Printed in U.S.A.
Prices and specifications subject to change without notice.

*Indicates change or addition.

CODE	PART NAME AND DESCRIPTION	PER CAR	VALIANT	PLYMOUTH	DESOTO	CHRYSLER	IMPERIAL
23-51-O SIDE SILL AND BELT BAR - Cont'd							
23-51-5	PANEL - Cont'd w/REINFORCEMENT						
	Right	1	1919 316				
	Left	1	1919 317				
	2D. Sub. Right	1	----	1952 960			
	Left	1	----	1952 961			
	PANEL, Body Side Sill Inner						
	Front Right . . .	1	2081 036	1961 066	1961 066	1961 066	
	Left	1	2081 037	1961 067	1961 067	1961 067	
	Rear Right	1	2081 038	1861 014	1861 014	1861 014	
	Left	1	2081 039	1861 015	1861 015	1861 015	
23-51-6	REINFORCEMENT, Body Side Sill Outer Panel						
	Sp. Cl. Cp., Cl. Sed.						
	Right	1	2195 586				
	Left	1	2195 537				
	Sp. Cl. Cp., Cv. Cp.						
	Right	2	----	----	----	----	1861 418
	Left	2	----	----	----	----	1878 228
	Sp. 4 D. Right	2	----	----	----	----	1878 031
	Left	2	----	----	----	----	1878 227
	Sp. Cl. Cp., Cv. Cp., at No. 2 and No. 2 A Hold-Down Bolt,						
	Right	1	----	----	----	----	1861 416
	Left	1	----	----	----	----	1878 226
	Sp. 4 D., at No. 3 and No. 3A Hold-Down Bolt						
	Front Right . . .	1	----	----	----	----	1878 556
	Left	1	----	----	----	----	1873 557
	Sp. 4 D., Sp. Cl. Cp., Cv. Cp. at No. 3 and No. 3A Hold-Down Bolt						
	Rear Right	1	----	----	----	----	1861 274
	Left	1	----	----	----	----	1861 275
	REINFORCEMENT, Quarter Inside Panel to Outer Sill Sp. Cl. Cp., Cv. Cp.						
		2	----	----	----	----	1861 386
23-51-41	BAR, Quarter Belt Side						
	Sp. Cl. Cp. Right	1	----	----	1878 428	1878 428	1877 462
	Left	1	----	----	1878 429	1878 429	1877 463
	Sp. 4D. Right	1	----	----	----	----	1877 522
	Left	1	----	----	----	----	1877 523
	Sub. Right	1	----	1878 238	----	1878 238	
	Left	1	----	1878 239	----	1878 239	
	Cv. Cp. Right	1	----	1964 624	----	1909 510	1877 494
	Left	1	----	1964 625	----	1909 511	1877 495
	BAR, Quarter Belt Side Lower						
	Cv. Cp. Right	1	----	1963 996			
	Left	1	----	1963 997			
	BAR, Rear Belt						
	Cv. Cp.	1	----	1950 584	----	1952 273	
	BAR, Center Belt						
	Sp. Cl. Cp.	1	----	----	1877 975	1877 975	
23-51-43	COVER, Body Side Sill Front End						
	Right	1	----	----	----	----	1861 270
	Left	1	----	----	----	----	1861 271
23-51-45	PLUG, Belt Side Bar Sealing						
	Sub.	3	----	2093 981	----	2093 981	
23-52-O SEAT SPRING							
23-52-1	SPRING PACKAGE, Seat Cushion Helper	★	----	1872 552	1872 552	1872 552	1872 552

★ Indicates use as required.
 □ Indicates parts not listed in any previous parts book.
 * Indicates change or addition.

1961 PASSENGER CAR PARTS CATALOG

BODY

CODE	PART NAME AND DESCRIPTION	PER CAR	VALIANT	PLYMOUTH	DESOTO	CHRYSLER	IMPERIAL
23-54-0 TAILGATE							
23-54-1	LOCK, Tailgate						
	Sub. Right	1	1961 786	2189 116	----	2189 116	
	Left	1	1961 787	2189 117	----	2189 117	
23-54-3	TAILGATE						
	Sub. Electric	1	2259 221	1919 289	----	1919 487	
	Manual	1	2259 221	1919 288			
23-54-4	HINGE, Tailgate						
	Sub. Right	1	----	2188 934	----	2188 934	
	Left	1	----	2188 935	----	2188 935	
	Tailgate Half, Right	1	2082 210				
	Left	1	2082 727				
	Body Half, Right	1	2082 642				
	Left	1	2082 643				
23-54-5	REINFORCEMENT, Tailgate						
	Hinge						
	Sub. Right	1	2081 182				
	Left	1	2081 183				
23-54-6	PLATE, Tailgate Lock Striker						
	Sub. Right	1	1774 024	1774 024	----	1774 024	
	Left	1	1774 025	1774 025	----	1774 025	
23-54-11	ORNAMENT PACKAGE,						
	Tailgate Window Lift						
	Sub. w/Electric Window Lift	1	2196 621				
	NUT and WASHER	3	151 497				
	ORNAMENT, Tailgate Lift						
	Sub., w/Electric Window Lift	1	----	2188 389	----	2188 389	
	NAMELETTER, Tailgate						
	Sub. "P"	1	----	2188 508			
	"L"	1	----	2188 509			
	"Y"	1	----	2188 510			
	"M"	1	----	2188 511			
	"O"	1	----	2188 512			
	"U"	1	----	2188 513			
	"T"	1	----	2188 514			
	"H"	1	----	2188 515			
	NAMEPLATE PACKAGE,						
	Tailgate						
	Sub.	1	2275 300				
	SPEED CLIP	3	6000 743				
	Sub.	1	----	----	----	2240 825	
	NUT	3	----	----	----	6013 114	
23-54-12	SCREW, Tailgate Outside Handle						
	Base Attaching						
	Sub.	3	----	1960 020			
23-54-20	BUSHING, Tailgate Hinge						
	Mounting						
	Sub. Right	1	----	2188 836	----	2188 836	
	Left	1	----	2188 628	----	2188 628	
23-54-24	REINFORCEMENT, Tailgate						
	Outside Panel Handle						
	Sub. w/Manual Window Lift	1	1776 875				
	w/Electric Window Lift	1	2082 248				
23-54-25	SHIM, Tailgate Hinge Pin and						
	Bushing						
	Sub.	2	----	2188 441	----	2188 441	
23-54-27	SHIM or SPACER, Tailgate Lock						
	Striker						
	Sub.	★	1777 926	1777 926	----	1777 926	
23-54-28	GUARD, Tailgate Lower Dust						
	Sub.	1	----	2093 494	----	2093 494	
23-54-29	FASTENER, Tailgate Lower						
	Dust Guard						
	Sub.	10	----	6006 104	----	6006 104	
23-54-31	SPRING, Tailgate Lock Lever						
	Sub.	2	1777 458	1777 458	----	1777 458	

★ Indicates use as required.

□ Indicates parts not listed in any previous parts book.
March 1, 1962 Supersedes May 31, 1961.

CODE	PART NAME AND DESCRIPTION	PER CAR	VALIANT	PLYMOUTH	DESOTO	CHRYSLER	IMPERIAL
23-54-0 TAILGATE - Cont'd							
23-54-32	SET SCREW, Tailgate Hinge Sub.	2	2082 817				
	SPRING WASHER, Tailgate Hinge to Tailgate Half Sub.	*	6006 216				
23-54-46	TUBING, Roof Rail Tailgate Glass Bumper Rubber Sub. w/Electric Window Lifts	1	----	E1964 641	----	E1964 641	
23-54-50	BUMPER, Tailgate Inside Handle Mounting Bracket Sub.	1	1777 881				
23-54-53	SEAL, Tailgate Access Cover to Inner Panel Sub. Foam	1	----	2241 219	----	2241 219	
23-54-59	BRACKET, Tailgate Window Down Position Stop Sub.	1	----	1878 584	----	1878 584	
23-54-63	SCUFF PLATE, Tailgate Opening Sill Lower Sub. 2 Seater, Right Left 3 Seater	1 1 1	---- ---- ----	2086 732 2086 733 2080 012	---- ---- ----	2080 012	
23-54-67	REPAIR PACKAGE, Tailgate Manual Window Regulator Outside Handle Sub.	1	----	E2421 243	----	E2421 243	
23-54-69	SCREW and WASHER, Tailgate Lock Striker Plate Sub.	4	6022 147	6022 147	----	6022 147	
23-54-72	REGULATOR or PLATE and ARM, Tailgate Window Sub. Manual Electric	1 1	2081 775 2259 171	1878 450 2188 767	---- ----	2188 767	
23-54-73	HANDLE, Tailgate Manual Window Regulator Sub.	1	2196 620	1960 493			
23-54-74	SPRING, Tailgate Window Regulator Counterbalance Sub.	1	2082 989	1779 645	----	1779 645	
23-54-75	FLAP, Tailgate Handle Sub. Rubber	1	----	2080 673	----	2080 673	
23-54-77	SNAP RING, Tailgate Manual Window Regulator Outside Handle Sub.	1	1961 317	1961 317			
23-54-79	RETAINER, Tailgate Manual Window Regulator Handle Knob Sub.	1	1775 164	1775 164			
23-54-83	PIN, Tailgate Manual Window Regulator Handle Knob Sub.	1	6000 173				
23-54-86	WASHER, Tailgate Window Regulator Arm and Link Stud Sub.	4	6000 141				
23-54-87	RETAINER, Tailgate Window Regulator Stud to Glass Lower Channel Sub.	2	6000 305				
23-54-90	PIN, Tailgate Window Regulator Arm Roller Sub.	2	----	1960 969	----	1960 969	
23-54-92	GASKET, Tailgate Manual Window Regulator Outside Handle Sub.	1	1775 840				

★ Indicates use as required.

E Indicates parts not listed in any previous parts book.

* Indicates change or addition.

Printed in U.S.A.

Prices and specifications subject to change without notice.

March 1, 1962 Supersedes May 31, 1961.

1961 PASSENGER CAR PARTS CATALOG

BODY

CODE	PART NAME AND DESCRIPTION	PER CAR	VALIANT	PLYMOUTH	DESOTO	CHRYSLER	IMPERIAL
23-54-0 TAILGATE - Cont'd							
23-54-98	ROLLER, Tailgate Window Regulator Arm Sub.	2	-----	1878 310	-----	1878 310	
23-54-100	HOUSING, Tailgate Manual Window Regulator Outside Handle Shaft Sub.	1	1775 838				
23-54-101	PIN, Tailgate Manual Window Regulator Handle Pivot Sub.	1	6000 004				
23-54-102	SET SCREW, Tailgate Manual Window Regulator Handle Pivot Pin Sub.	2	6000 003				
23-54-103	BUMPER, Tailgate Window Down Position Stop Sub.	2	1381 435	1381 435	-----	1381 435	
23-54-109	ROD, Tailgate Inside Handle Lock Actuating Sub.	1	2081 781				
23-54-111	TEE BOLT, Tailgate Window Regulator Arm Sub.	2	-----	1960 968	-----	1960 968	
23-54-128	CLIP, Tailgate Manual Window Regulator Outside Handle Lock Pawl Spring Retaining Sub.	1	1961 318	1961 318			
23-54-131	SCREW and WASHER, Tailgate Hinge Torsion Bar Clamp Sub.	★	2094 890	2094 890	-----	2094 890	
23-54-133	SCREW and WASHER, Tailgate Hinge Torsion Bar Guide Sub.	★	2083 101				
23-54-134	GUIDE, Tailgate Hinge Torsion Bar Sub. Right Left	1 1	2082 752 2082 753				
23-54-135	GUIDE PIN, Tailgate Hinge Torsion Bar Retainer Sub.	1	2082 795				
23-54-137	CAM, Tailgate Hinge Torsion Bar Sub.	1	-----	1960 197	-----	1960 197	
23-54-140	BAR, Tailgate Hinge Torsion Sub.	1	2082 791	1960 194	-----	1960 194	
23-54-141	RETAINER or SUPPORT, Tailgate Torsion Bar Sub. at Guide at Hinge	1 1	2082 971 2082 207				
23-54-142	BEARING, Tailgate Torsion Bar Sub.	2	2082 786	1960 187	-----	1960 187	
23-54-144	CLAMP, Tailgate Torsion Bar Retainer Sub. Left Side CLAMP, Tailgate Torsion Bar Sub. Right Side	1 1	2082 794 1960 195	1960 195	-----	1960 195	
23-54-145	ROLLER, Tailgate Hinge Torsion Bar Sub.	1	-----	1960 196	-----	1960 196	
23-54-146	RETAINER PACKAGE, Tailgate Down Position Bumper Sub. NUT and WASHER	2 4	----- -----	----- -----	----- -----	2196 467 6010 048	
23-54-147	BUMPER, Tailgate Down Piston Sub. Right Left	1 1	----- -----	2188 466 2188 467	----- -----	1877 931 1877 931	

★ Indicates use as required.
 □ Indicates parts not listed in any previous parts book.
 March 1, 1962 Supersedes May 31, 1961.

CODE	PART NAME AND DESCRIPTION	PER CAR	VALIANT	PLYMOUTH	DESOTO	CHRYSLER	IMPERIAL
23-54-0 TAILGATE - Cont'd							
23-54-148	NUT and WASHER, Tailgate Bumper Attaching Sub.	4	----	----	----	6010 048	
23-54-150	COVER, Tailgate Inside Steel Sub.	1	2081 774	1877 855	----	1877 855	
23-54-152	SHAFT or COUPLING, Tailgate Electric Window Lift Motor to Mechanism Sub.	1	1778 955	1778 955	----	1778 955	
23-54-156	REPAIR PACKAGE, Tailgate Electric Window Lift Mechanism Sub.	1	2275 141	2275 141	----	2275 141	
23-54-160	MOTOR, Tailgate Electric Window Lift Sub.	1	E2259 200	E2259 200	----	E2259 200	
23-54-165	MECHANISM, Tailgate Electric Window Lift Sub.	1	2188 735	2188 735	----	2188 735	
23-54-166	SPRING, Tailgate Electric Window Lift Switch Control Knob Retaining Sub.	1	2076 145	1769 327	----	1769 327	
23-54-167	SWITCH, Tailgate Electric Window Lift Sub., on Instrument Panel Lock, on Tailgate Limit, on Tailgate 3rd. Seat Passengers, on Headliner, includes BEZEL Less Bezel	1 1 1 1 1 1	2076 376 2196 313 1887 946 ---- ----	1972 316 2196 313 1887 946 2097 626 2097 625	---- ---- ---- ---- ----	2097 045 2196 313 1887 946 2097 626 2097 625	
23-54-169	KNOB, Tailgate Electric Window Lift Instrument Panel Switch Sub.	1	2209 147	1887 591	----	*2197 075	
23-54-170	BEZEL, Tailgate Electric Window Lift Instrument Panel Switch Sub.	1	2076 377				
23-54-171	NUT, Tailgate Electric Window Lift Switch Sub.	1	1339 711	1887 603			
23-54-172	CLIP, Tailgate Electric Window Lift Switch Mounting Sub. Lock End	1	----	1652 092	----	1652 092	
23-54-176	CIRCUIT BREAKER, Tailgate Electric Window Lift Sub.	1	1689 022				
23-54-177	CLIP, Tailgate Electric Window Lift Circuit Breaker Mounting Sub.	1	----	6015 159			
23-54-178	WIRING, Tailgate Window Lift Sub. Tailgate Half . . . Body Half	1 1	2076 412 ----	2198 213 2197 346	---- ----	2198 213 2197 346	
23-54-180	HANDLE, Tailgate Lock Remote Control Sub.	1	2082 904	1902 406	----	1902 406	
23-54-183	CAM, Tailgate Inside Handle Sub.	1	2082 485				
23-54-184	ROD, Tailgate Lock Remote Control Handle to Lock Sub.	1	----	2189 074	----	2189 074	
23-54-186	SPRING, Tailgate Lock Remote Control Handle Sub.	1	----	1902 409	----	1902 409	

* Indicates use as required.

E Indicates parts not listed in any previous parts book.

* Indicates change or addition.

CODE	PART NAME AND DESCRIPTION	PER CAR	VALIANT	PLYMOUTH	DESOTO	CHRYSLER	IMPERIAL
23-54-0 TAILGATE - Cont'd							
23-54-190	PIN, Tailgate Lock Remote Control Handle Sub.	1	2082 907	1902 410	----	1902 410	
23-54-193	BEARING, Tailgate Lock Remote Control Rod Sub.	1	2083 116	1961 118	----	1961 118	
	Right	1	2083 117	1961 118	----	1961 118	
	Left	1			----		
23-54-194	RETAINER, Tailgate Lock Remote Control Rod Bearing Sub.	2	----	1961 119	----	1961 119	
23-54-195	SCREW, Tailgate Handle to Latch Pin Sub.	2	----	1902 297	----	1902 297	
23-54-196	BRACKET, Tailgate Inside Panel Handle Mounting Sub.	1	2082 908				
23-54-197	SCREW and WASHER, Tailgate Inside Panel Handle Mounting Bracket Sub.	2	6017 016				
23-54-198	STUD and RETAINER, Tailgate Inside Panel Handle Mounting Bracket Sub.	1	2082 987				
23-54-199	SPRING, Tailgate Inside Handle Sub.	1	2082 906				
23-58-0 FOLDING TOP							
23-58-3	TOP, Folding Cv. Cp.	1	----	1952 312	----	1952 313	2094 745
NOTE: Above assemblies less lift Mechanism and Trim.							
23-58-66	SCREW, Folding Top Rear Bow to Wheelhouse Bracket Tension Cable Cv. Cp.	2	----	6022 169	----	6022 169	
23-58-67	BRACKET, Folding Top Quarter Belt Bar Bow Tension Cable Cv. Cp.	2	----	1954 604	----	1954 604	
23-58-75	BOW, Folding Top Cv. Cp.	1	----	1964 078	----	1964 078	1691 415
	No. 1	1	----	1964 073	----	1964 073	1691 397
	No. 2	1	----	1952 195	----	1952 195	1691 400
23-58-76	LINK, Folding Top Rear Bow Cv. Cp.	1	----	1950 500	----	1950 502	
	Right	1	----	1950 501	----	1950 503	
	Left	1			----		
	EXTENSION, Folding Top Rear Bow Cv. Cp.	1	----	----	----	----	1691 902
	Right	1	----	----	----	----	1691 903
	Left	1			----		
23-58-78	PLATE, Folding Top Number One Bow Bracket to Link Adjusting Cv. Cp.	2	----	1909 914	----	1909 914	
23-58-200	CYLINDER, Folding Top Lift Cv. Cp.	2	----	1952 938	----	1952 938	
	Right	1	----	----	----	----	1770 553
	Left	1	----	----	----	----	1770 552
23-58-202	REINFORCEMENT, Folding Top Actuating Piston Mounting Cv. Cp.	2	----	1961 223	----	1961 223	
23-58-208	BRACKET, Folding Top Lift Cylinder Floor Pan Mounting Cv. Cp.	2	----	1952 939	----	1952 939	1861 392

★ Indicates use as required.

☐ Indicates parts not listed in any previous parts book.
March 1, 1962 Supersedes May 31, 1961.

CODE	PART NAME AND DESCRIPTION	PER CAR	VALIANT	PLYMOUTH	DESOTO	CHRYSLER	IMPERIAL
23-58-0 FOLDING TOP - Cont'd							
23-58-209	SPACER, Folding Top Operating Cylinder Mounting Bracket Cv. Cp.	4	----	1249 332	----	1249 332	
23-58-211	YOKE, Folding Top Lift Cylinder to Power Link Cv. Cp.	2	----	1249 525	----	1249 525	
23-58-220	HEADER, Folding Top Cv. Cp.	1	----	2166 338	----	2166 338	1751 094
23-58-227	MECHANISM, Folding Top Header Locking Cv. Cp.	1	----	2166 049	----	2166 049	
23-58-228	DOWEL, Folding Top Header Cv. Cp.	2	----	1909 466	----	1909 466	6006 235
23-58-229	RETAINER, Folding Top Header Dowel Lock Nut Cv. Cp.	2	----	----	----	----	1691 911
23-58-232	COVER, Folding Top Header Lock Mechanism Access Hole Cv. Cp., 6 7/16" Long	1	----	----	----	----	1750 777
	COVER, Folding Top Header Lock Access Hole Cv. Cp., 7 3/8" Long, Right	1	----	----	----	----	1750 854
	Left	1	----	----	----	----	1750 855
23-58-234	CLIP, Folding Top Header Lock Handle Torsion Bar to Link Cv. Cp.	1	----	----	----	----	6006 221
23-58-236	SCREW, Folding Top Header Lock Adjusting Cv. Cp.	2	----	1964 896	----	1964 896	
23-58-237	SEAL, Windshield Header Cv. Cp., Length 60"	1	----	2094 559	----	2094 559	
23-58-240	PANEL, Folding Top Header Outside Finish Cv. Cp.	1	----	1954 020	----	1954 020	
	MOULDING PACKAGE, Folding Top Header Outside Finish Cv. Cp.	1	----	----	----	----	2196 483
	SCREW	11	----	----	----	----	274 110
23-58-242	CLIP, Folding Top Header Outside Finish Panel Cv. Cp.	5	----	6000 680	----	6000 680	
	End	2	----	6000 681	----	6000 681	
23-58-243	HANDLE, Folding Top Header Lock Cv. Cp.	1	----	----	----	----	1751 156
23-58-245	PIN, Folding Top Header Lock Handle to Torsion Bar Link Cv. Cp.	1	----	----	----	----	6006 222
23-58-248	RETAINER, Folding Top Header Lock Handle to Escutcheon Pin Cv. Cp.	2	----	----	----	----	1750 724
23-58-253	ESCUTCHEON, Folding Top Header Lock Handle Cv. Cp.	1	----	----	----	----	1751 173
23-58-257	LINK, Folding Top Header Handle to Torsion Bar Cv. Cp.	1	----	----	----	----	1750 619
23-58-265	CATCH, Folding Top Header Locking Latch Cv. Cp.	2	----	1964 895	----	1964 895	
	CATCH, Folding Top Header Lock Safety Cv. Cp.	1	----	----	----	----	1751 264

★ Indicates use as required.
 ☐ Indicates parts not listed in any previous parts book.
 * Indicates change or addition.

1961 PASSENGER CAR PARTS CATALOG

BODY

CODE	PART NAME AND DESCRIPTION	PER CAR	VALIANT	PLYMOUTH	DESOTO	CHRYSLER	IMPERIAL
23-58-0 FOLDING TOP - Cont'd							
23-58-266	SPRING, Folding Top Header Lock Safety Catch to Handle Cv. Cp.	1	-----	-----	-----	-----	1751 262
23-58-269	LINKAGE, Folding Top Side Rail Cv. Cp. Right	1	-----	*1964 076	-----	*1964 074	1751 206
	Left	1	-----	*1964 077	-----	*1964 075	1751 207
23-58-270	BUSHING, Folding Top Control Link and Center Side Rail Pivot Cv. Cp.	4	-----	-----	-----	-----	1750 647
23-58-333	LINK, Folding Top Power Guide Cv. Cp. Right	1	-----	2166 610	-----	2166 612	
	Left	1	-----	2166 611	-----	2166 613	
	Inner	2	-----	-----	-----	-----	1751 210
	Outer	2	-----	-----	-----	-----	1750 400
23-58-335	TAPPING PLATE, Folding Top Power Guide Link and Prop Cv. Cp.	4	-----	6000 388	-----	6000 388	
23-58-336	SUPPORT, Folding Top Power Guide Link and Main Control Prop Cv. Cp.	4	-----	1708 914	-----	1708 914	
23-58-357	MOTOR, Folding Top Lift Cv. Cp. Less Pump	1	-----	*2094 107(1)	-----	*2094 107(1)	*2094 107(1)
	NOTE 1: Folding Top Lift Motor PUMP is not Serviced. To Repair Pump Specify Part No. 1641 650 Rotor Package P. T. C. 23-58-381						
23-58-364	PLUG, Folding Top Well Drain Valve Cv. Cp.	1	-----	1977 449	-----	1977 449	1977 449
23-58-365	RETAINER, Folding Top Well Drain Plug Cv. Cp.	1	-----	1977 448	-----	1977 448	1977 448
23-58-375	"O" RING, Folding Top Lift Motor Pump Drive Shaft Cv. Cp.	1	-----	1641 590	-----	1641 590	1641 590
23-58-379	CIRCUIT BREAKER, Folding Top Lift Switch 30 amp.	1	-----	1689 022	-----	1689 022	1689 022
23-58-380	BRUSH and SPRING PACKAGE, Folding Top Lift Motor Cv. Cp.	1	-----	1752 518	-----	1752 518	1752 518
23-58-381	ROTOR PACKAGE, Folding Top Lift Pump Cv. Cp.	1	-----	1641 650	-----	1641 650	1641 650
23-58-393	SUPPORT, Folding Top Lift Motor and Pump Floor Pan Cv. Cp.	1	-----	-----	-----	-----	1878 112
23-58-394	PILLAR or RAIL, Folding Top Folding Cv. Cp. Right	1	-----	1884 584	-----	1884 586	1691 946
	Left	1	-----	1884 585	-----	1884 587	1691 947
23-58-395	PLUG, Folding Top Lift Pump Reservoir Filler Cv. Cp.	1	-----	1641 579	-----	1641 579	1641 579
23-58-396	BRACKET, Folding Top Lift Motor Mounting Cv. Cp.	1	-----	1641 578	-----	1641 578	1641 578

★ Indicates use as required.

⊞ Indicates parts not listed in any previous parts book.
March 1, 1962 Supersedes May 31, 1961.

Printed in U.S.A.
Prices and specifications subject to change without notice.
* Indicates change or addition.

CODE	PART NAME AND DESCRIPTION	PER CAR	VALIANT	PLYMOUTH	DESOTO	CHRYSLER	IMPERIAL
23-58-0 FOLDING TOP - Cont'd							
23-58-430	PLATE, Folding Top Lift Pump Cover Cv. Cp.	1	----	1641 592	----	1641 592	1641 592
	PLATE, Folding Top Lift Pump End Cv. Cp. Includes BUSHING	1	----	1641 586	----	1641 586	1641 586
23-58-469	PRCP, Folding Top Main Control Cv. Cp. Right	1	----	1884 580	----	1884 582	
	Left	1	----	1884 581	----	1884 583	
	LINK, Folding Top Main Control Cv. Cp., Includes Adjusting						
	PLATE, Right	1	----	----	----	----	1751 208
	Left	1	----	----	----	----	1751 209
23-58-472	BRACKET, Folding Top Folding Rail Pivot Cv. Cp. Right	1	----	----	----	----	1691 948
	Left	1	----	----	----	----	1691 949
23-58-473	SUPPORT, Folding Top Folding Pillar to Body Cv. Cp. Right	1	----	1884 608	----	1884 608	
	Left	1	----	1884 609	----	1884 609	
	BRACKET, Folding Top Folding Rail Pivot Bracket to Body Mounting Support Cv. Cp. Right	1	----	----	----	----	1750 406
	Left	1	----	----	----	----	1750 407
23-58-475	PLATE, Folding Top Main Control Support Adjustment Cv. Cp.	2	----	1954 824	----	1954 824	
23-58-476	BRACE, Folding Top Main Control Prop Body Cv. Cp. Right	1	----	1884 504	----	1884 508	
	Left	1	----	1884 505	----	1884 509	
	SUPPORT, Folding Top Main Control Link and Pivot Bracket Mounting Bracket Body Cv. Cp. Right	1	----	----	----	----	1961 088
	Left	1	----	----	----	----	1961 089
23-58-480	REINFORCEMENT, Folding Top Folding Rail Pivot Bracket Mounting Bracket to Body Mounting, Cv. Cp.	2	----	----	----	----	1751 810
	REINFORCEMENT, Folding Top Main Control Link Adjustment Plate Body Cv. Cp. Right	1	----	----	----	----	1751 806
	Left	1	----	----	----	----	1751 807
23-58-486	RAIL, Folding Top Side Cv. Cp. Front Right . . .	1	----	1884 588	----	1884 592	2094 466
	Left	1	----	1884 589	----	1884 593	2094 467
	Rear Right	1	----	1884 590	----	1884 594	2094 472
	Left	1	----	1884 591	----	1884 595	2094 473
23-58-487	BUSHING, Folding Top Rear Side Rail Pivot Cv. Cp.	2	----	----	----	----	1810 440
23-58-497	CAP, Folding Top Front Side Rail to Header Joint Cv. Cp.	2	----	1950 486	----	1950 486	
23-58-532	SWITCH, Folding Top Lift Cv. Cp.	1	----	1972 316	----	1972 318	2197 415
23-58-533	NUT, Folding Top Lift Switch Mounting Cv. Cp.	1	----	1887 603	----	1971 521	

★ Indicates use as required.
 □ Indicates parts not listed in any previous parts book.
 * Indicates change or addition.

1961 PASSENGER CAR PARTS CATALOG

BODY

CODE	PART NAME AND DESCRIPTION	PER CAR	VALIANT	PLYMOUTH	DESOTO	CHRYSLER	IMPERIAL
23-58-0 FOLDING TOP - Cont'd							
23-58-534	KNOB, Folding Top Lift Switch Cv. Cp.	1	----	1887 591	----	2197 075	1887 935
23-58-535	HOUSING, Folding Top Lift Switch Cv. Cp.	1	----	----	----	E2291 149	
23-58-543	BEZEL, Folding Top Lift Switch Cv. Cp.	1	----	2097 390	----	1972 489	2197 389
23-58-552	NAMEPLATE, Folding Top Lift Switch Cv. Cp.	1	----	----	----	----	2197 508
23-58-555	HOSE, Folding Top Lift Pump to Cylinder Cv. Cp.	1	----	1964 402	----	1964 402	1964 402
	Upper	1	----	1964 402	----	1964 402	2094 119
	Lower	1	----	1964 402	----	1964 402	2094 119
23-58-569	WEATHERSTRIP, Folding Top Header Cv. Cp.	1	----	2166 958	----	2166 958	
	End, Right	1	----	2166 960	----	2166 960	
	Left	1	----	2166 961	----	2166 961	
	Inner	1	----	----	----	----	1751 733
	Outer	1	----	----	----	----	1860 995
	Upper Corner Moulding, Right	1	----	----	----	----	1861 334
	Left	1	----	----	----	----	1861 335
23-58-572	WEATHERSTRIP, Folding Top Side Rail Cv. Cp.	1	----				
	Front Right	1	----	1950 844	----	1950 846	1810 002
	Left	1	----	1950 845	----	1950 847	1810 003
	Rear Right	1	----	1950 848	----	1950 850	1810 004
	Left	1	----	1950 849	----	1950 851	1810 005
23-58-573	RETAINER, Folding Top Side Rail Weatherstrip Cv. Cp.	1	----				
	Front Right	1	----	1954 942	----	1954 944	
	Left	1	----	1954 942	----	1954 944	
	Rear Right	1	----	1954 938	----	1954 940	
	Left	1	----	1954 939	----	1954 941	
23-58-590	WEATHERSTRIP, Folding Top Folding Pillar or Rail Cv. Cp.	1	----				
	Right	1	----	1950 852	----	1950 854	1810 006
	Left	1	----	1950 853	----	1950 855	1810 007
23-58-591	RETAINER, Folding Top Folding Pillar Weatherstrip Cv. Cp.	1	----				
	Right	1	----	1954 934	----	1954 936	
	Left	1	----	1954 935	----	1954 937	
23-58-603	SCREW, Folding Top Side Rear Rail Cv. Cp.	2	----	1964 260	----	1964 260	
	BOLT, Folding Top Power Guide Link Cv. Cp.	2	----	1954 765	----	1954 765	
	BOLT, Folding Top Main Control Prop Cv. Cp.	2	----	1954 765	----	1954 765	
	SCREW, Folding Top Side Rail to Header Joint Cap Cv. Cp.	2	----	6000 223	----	6000 223	
	BOLT, Folding Top Control Link Adjusting Plate Cv. Cp.	2	----	----	----	----	6006 224
	SCREW, Folding Top Header Lock Torsion Bar Adjusting Cv. Cp.	2	----	----	----	----	1750 726

★ Indicates use as required.

☐ Indicates parts not listed in any previous parts book.
March 1, 1962 Supersedes May 31, 1961.

Prices and specifications subject to change without notice.
* Indicates change or addition.

Printed in U.S.A.

CODE	PART NAME AND DESCRIPTION	PER CAR	VALIANT	PLYMOUTH	DESOTO	CHRYSLER	IMPERIAL
23-58-0 FOLDING TOP - Cont'd							
23-58-603	SCREW, Folding Top Deck to Front Header Cv. Cp.	2	---	---	---	---	6000 238
23-58-605	SPACER or WASHER, Folding Top Cv. Cp. O. D. I. D. THICK. MAT. 7/8" 7/16" 15/64" Rubber 1" 17/32" 1/16" Fibre 1" 19/32" 1/8" Fibre 5/8" 25/64" 1/16" Steel 13/16" 3/8" 13/64" Plastic X-WASHER, Folding Top Cv. Cp.	4 6 4 2 2 2	---	1249 332 1706 470 1952 983 6000 320 6006 204	---	1249 332 1706 470 1952 983 6000 320 6006 204	6006 052
23-58-606	SPRINGWASHER, Folding Top Cv. Cp. 25/32" O. D. X 5/8" I. D. 3/4" O. D. X 25/64" I. D.	★ ★	---	6022 117	---	6022 117	6006 216
23-58-607	PIN, Folding Top Cv. Cp. No. 1 Bow Bracket No. 1 Bow Bracket to Front Side Rail No. 1 Bow Bracket to Rear Side Rail Shoulder Prop to Main Control Rear Side Rail To Rear Bow Lift Motor Pump and Cylinder Side Rear Rail To Folding Pillar, Chamfered Lift Cylinder Mounting Bracket Control Link to Front and Rear Rails Control Link to Center Rail Rear Side Rail to Body Bracket Power Link to Rear Rail Power Link to Body Bracket Front to Center Side Rail Pivot Rear Control Link to Center Side Rail No. 2 Bow to Rear Side Rail Center to Rear Side Rail Rear Bow to Rear Rail	2 2 2 2 2 2 2 2 2 2 2 4 2 2 2 2 2 2 2 2 2	---	1950 897 1952 315 1952 315 1952 315 1952 779 1952 984 1952 936 6000 319 1952 482	---	1950 897 1952 315 1952 315 1952 315 1952 779 1952 984 1952 936 6000 319 1952 482	6006 093 6006 205 6006 223 6006 226 6006 227 6006 228 6006 229 6006 230 6006 230 6006 231 6006 237
23-58-608	RIVET, Folding Top Cv. Cp. Front and Rear Bow Link Lower and Upper Power Link	2 2	---	---	---	---	6006 233 6006 236
23-59-0 DRAIN TROUGH AND MOULDING							
23-59-35	TROUGH, Deck Opening Upper Panel Drain Sp. 4 D., Y1-H	1	---	---	---	---	2189 382
23-59-37	REINFORCEMENT, Deck Opening Side Drain Trough except Sub, Right	1	2083 136	---	---	---	1877 472
	Left	1	2083 137	---	---	---	1877 473
23-59-40	REINFORCEMENT, Quarter Panel Drain Trough 4D., Sp. 4D., Sp. Cl. Cp., Cv. Cp., Right Left	1 1	---	---	2188 418 2188 419	2188 418 2188 419	

★ Indicates use as required.
 ☐ Indicates parts not listed in any previous parts book.
 * Indicates change or addition.

CODE	PART NAME AND DESCRIPTION	PER CAR	VALIANT	PLYMOUTH	DESOTO	CHRYSLER	IMPERIAL
23-59-0 DRAIN TROUGH AND MOULDING - Cont'd							
23-59-56	TROUGH, Roof Side Drain 4D						
	Right	1	2081 252				
	Left	1	2081 253				
	Sp. Cl. Cp.						
	Right	1	2195 796	1952 682			
	Left	1	2195 797	1952 683			
	Cl. Sed.						
	Right	1	2195 794				
	Left	1	2195 795				
	4 D. Sub.						
	Front Right . . .	1	2082 664				
	Left	1	2082 665				
	Rear Right	1	2081 254				
	Left	1	2081 255				
	TROUGH, Roof Rear Drain Sub.	1	----	2094 134	----	2094 134	
	TROUGH, Quarter Roof Drain Sp. Cl. Cp. w/High Window,						
	Right	1	----	1952 682			
	Left	1	----	1952 683			
23-59-57	CAP, Roof Side Drain Trough Joint Sub.	2	2082 798				
23-59-61	MOULDING or COVER, Roof Side Drain Trough 4D.						
	Right	1	2081 902	1909 624	----	2093 648	
	Left	1	2081 903	1909 625	----	2093 649	
	Sp. 4D. C3						
	Right	1	----	----	1909 636	1909 636	1750 104
	Left	1	----	----	1909 637	1909 637	1750 105
	C1, C2						
	Right	1	----	----	----	2093 648	
	Left	1	----	----	----	2093 649	
	4 D. Sub.						
	Right	1	2081 906	2094 122			
	Left	1	2081 907	2094 123			
	Sp. 4D. Sub. C1.						
	Right	1	----	----	----	2093 648	
	Left	1	----	----	----	2093 649	
	C3.						
	Right	1	----	----	----	1909 636	
	Left	1	----	----	----	1909 637	
	Sp. Cl. Cp., P1M, P2M,						
	Right	1	2081 902	1909 626	2093 174	2093 174	1750 102
	Left	1	2081 903	1909 627	2093 175	2093 175	1750 103
	Cl. Sed.						
	Right	1	2081 902	1909 624			
	Left	1	2081 903	1909 625			
23-61-0 COWL VENT OR AIR INTAKE							
23-61-39	PANEL, Dash Panel Cowl Air Intake Rain Deflector w/o Heater DEFLECTOR, Dash Panel Cowl Air Intake Water	1	----	1777 885	1777 885		
23-61-99	CLIP, Cowl Ventilator Grille and Grille Cap	★	----	----	----	----	1810 453
23-61-103	GRILLE, Cowl Ventilator						
	Right	1	----	----	----	----	2093 580
	Left	1	----	----	----	----	2093 581
23-61-104	CAP, Cowl Ventilator Grille	1	----	----	----	----	2093 577

★ Indicates use as required.

☐ Indicates parts not listed in any previous parts book.
March 1, 1962 Supersedes May 31, 1961.

Page 23-116

Printed in U.S.A.
Prices and specifications subject to change without notice.
* Indicates change or addition.

CODE	PART NAME AND DESCRIPTION	PER CAR	VALIANT	PLYMOUTH	DESOTO	CHRYSLER	IMPERIAL
23-61-O COWL VENT OR AIR INTAKE - Cont'd							
23-61-116	PANEL, Cowl Top Fresh Air Opening Insert	1	----	2165 691	2166 657	2166 657	
23-61-119	PLUG, Cowl Top Fresh Air Opening Insert Panel Button	2	----	2166 431	2166 431	2166 431	
23-63-O WEATHERSTRIP							
23-63-14	WEATHERSTRIP, Front Door Window Belt Inner						
	4 D., 4 D. Sub., V1H, C1, C2	2	2195 434	1883 500	----	1883 500	----
	V1L, C3, Right	1	2081 362	----	----	2085 710	
	Left	1	2081 362	----	----	2085 711	
	Sp. 4D., Sp. 4D. Sub., C1, C2						
	Right	1	----	2166 556	2166 556	2166 556	2085 780
	Left	1	----	2166 557	2166 557	2166 557	2085 781
	C3, Right	1	----	----	----	2085 712	
	Left	1	----	----	----	2085 713	
	WEATHERSTRIP, Rear Door Window Belt Inner						
	4 D., 4 D. Sub.	2	2081 465				
	4D., C3, Right	1	----	1954 680	----	2085 482	
	Left	1	----	1954 681	----	2085 482	
	4 D. Sub. Right	1	----	1883 512			
	Left	1	----	1883 513			
	Sp. 4D., Sp. 4D. Sub., C1, C2						
	Right	1	----	2166 514	2166 512	2166 512	
	Left	1	----	2166 515	2166 513	2166 513	
	C3	2	----	----	----	2085 482	1767 247
	WEATHERSTRIP, Door Window Belt Inner						
	Sp. Cl. Cp., Cv. Cp., C1, C2						
	Right	1	2195 434	2166 552	2166 552	2166 552	2085 780
	Left	1	2195 434	2166 553	2166 553	2166 553	2085 781
	C3, C4, Right	1	----	----	----	2085 722	
	Left	1	----	----	----	2085 723	
	Cl. Sed., 2D. Sub.	2	*2195 268	*1952 826			
23-63-15	WEATHERSTRIP, Front Door Window Belt Outer						
	4 D., 4 D. Sub., C1, C2	2	2081 546	1883 500	----	1883 500	
	C3	2	----	----	----	1954 775	
	Sp. 4D., Sp. 4D. Sub.						
	Right	1	----	2166 558	2166 558	2166 558	1751 706
	Left	1	----	2166 559	2166 559	2166 559	1751 707
	WEATHERSTRIP, Rear Door Window Belt Outer						
	4D., C1, C2 Right	1	2081 546	1954 680	----	1833 512	----
	Left	1	2081 546	1954 681	----	1833 513	----
	C3, Right	1	----	----	----	1954 776	
	Left	1	----	----	----	1954 777	
	4D. Sub., Right	1	2081 546	1883 512			
	Left	1	2081 546	1883 513			
	Sp. 4D., Sp. 4D. Sub.						
	Right	1	----	2166 548	2166 516	2166 516	1751 724
	Left	1	----	2166 549	2166 517	2166 517	1751 725
	WEATHERSTRIP, Door Window Belt Outer						
	Sp. Cl. Cp., Cv. Cp.						
	Right	1	2195 806	2166 554	2166 554	2166 554	1751 708
	Left	1	2195 807	2166 555	2166 555	2166 555	1751 709
	Cl. Sed., 2D. Sub.	2	*2195 267	*1952 826			
23-63-16	CLIP, Window Belt Outer Weatherstrip	★	1775 089	1775 089	1775 089	1775 089	6006 104
	CLIP, Door Weatherstrip Retaining	★	2082 367				

★ Indicates use as required.

⊠ Indicates parts not listed in any previous parts book.

* Indicates change or addition.

1961 PASSENGER CAR PARTS CATALOG

BODY

CODE	PART NAME AND DESCRIPTION	PER CAR	VALIANT	PLYMOUTH	DESOTO	CHRYSLER	IMPERIAL
23-63-0 WEATHERSTRIP - Cont'd							
23-63-19	RETAINER, Window Belt Inner Weatherstrip 4 D., 4 D. Sub., Doors	4	2259 067				
	Sp. Cl. Cp., Quarter	2	2259 067				
23-63-20	WEATHERSTRIP, Quarter Window Belt Inner Sp. Cl. Cp., C1, C2 Right	1	2195 434	2166 538	2161 350	2161 350	
	Left	1	2195 434	2166 539	2161 351	2161 350	
	Sp. Cl. Cp., Cv. Cp., C3, C4 Cv. Cp., C1 Right	2	----	----	----	2085 482	1772 798
	Left	1	----	2166 540	----	2166 542	
	Cl. Sed., 2D. Sub. Left	1	----	2166 541	----	2166 543	
	Cl. Sed., 2D. Sub. Left	2	2195 434	1909 456			
23-63-21	WEATHERSTRIP, Quarter Window Belt Outer Sp. Cl. Cp., Right	1	2195 440	2166 584	2093 546	2093 546	2094 648
	Left	1	2195 441	2166 585	2093 547	2093 547	2094 649
	Cv. Cp., Right	1	----	2166 572	----	2166 582	2094 648
	Left	1	----	2166 573	----	2166 583	2094 649
	Cl. Sed., 2D. Sub. Cl. Sed., w/CLIPS	2	----	1954 724			
	w/o Clips	2	2195 401				
		2	2195 272				
23-63-22	CLIP, Quarter Window Belt Weatherstrip Inner	★	----	6000 804			
	Outer	★	2195 899	1775 089	1775 089	1775 089	
23-63-33	WEATHERSTRIP and WEATHERCORD, Front Door 4D., 4D. Sub., Medium Blue, Right	1	E2271 097				
	Left	1	2249 297				
	Medium Green, Right	1	2249 298				
	Left	1	2249 299				
	Medium Gray, Right	1	E2271 099				
	Left	1	2249 301				
	Red, Right	1	2249 302				
	Left	1	2249 303				
	Sp. Cl. Cp., Medium Blue, Right	1	2249 312				
	Left	1	2249 313				
	Medium Green, Right	1	2249 314				
	Left	1	2249 315				
	Medium Gray, Right	1	2249 316				
	Left	1	2249 317				
	Red, Right	1	2249 318				
	Left	1	2249 319				
	Cl. Sed., Medium Blue, Right	1	2249 304				
	Left	1	2249 305				
	Medium Green, Right	1	2249 306				
	Left	1	2249 307				
	Medium Gray, Right	1	2249 308				
	Left	1	2249 309				
	WEATHERSTRIP and WEATHERCORD, Rear Door 4D., 4D. Sub., Medium Blue, Right	1	2083 912				
	Left	1	2083 913				
	Medium Green, Right	1	2083 914				
	Left	1	2083 915				
	Medium Gray, Right	1	2083 916				
	Left	1	2083 917				
	Red, Right	1	2083 918				
	Left	1	2083 919				

★ Indicates use as required.

E Indicates parts not listed in any previous parts book.
March 1, 1962 Supersedes May 31, 1961.

Printed in U.S.A.
Prices and specifications subject to change without notice.
* Indicates change or addition.

CODE	PART NAME AND DESCRIPTION	PER CAR	VALIANT	PLYMOUTH	DESOTO	CHRYSLER	IMPERIAL
23-63-0 WEATHERSTRIP - Cont'd							
23-63-33	WEATHERSTRIP, Door						
	4D., 4D. Sub., Front	2	----	1883 504	----	1883 504	
	Rear	2	----	1954 826	----	1883 520	
	Sp. 4D., Sp. 4D. Sub.,						
	Front Right	1	----	2165 304	2165 304	2165 304	
	Left	1	----	2165 305	2165 305	2165 305	
	Rear Right	1	----	2165 486	2165 488	2165 488	
	Left	1	----	2165 487	2165 489	2165 489	
	Sp. 4D.						
	Hinge Pillar, Front Right	1	----	----	----	----	1810 704
	Left	1	----	----	----	----	1810 705
	Lock Pillar, Front Right	1	----	----	----	----	2094 962
	Left	1	----	----	----	----	2094 963
	Bottom, Front Right	1	----	----	----	----	1751 742
	Left	1	----	----	----	----	1751 743
	Hinge Pillar, Rear Right	1	----	----	----	----	2094 960
	Left	1	----	----	----	----	2094 961
	Lock Pillar, Rear Right	1	----	----	----	----	1751 654
	Left	1	----	----	----	----	1751 655
	Bottom, Rear Right	1	----	----	----	----	1751 774
	Left	1	----	----	----	----	1751 775
	Lock Pillar to Lock Pillar						
	Angle	2	----	----	----	----	1690 874
	Sp. Cl. Cp., Cv. Cp.,						
	Front Right	1	----	1952 852	1952 852	1952 852	
	Left	1	----	1952 853	1952 853	1952 853	
	Lock Pillar, Front Right	1	----	----	----	----	1751 646
	Left	1	----	----	----	----	1751 647
	Bottom, Front Right	1	----	----	----	----	1751 744
	Left	1	----	----	----	----	1751 745
	Cv. Cp., Hinge Pillar,						
	Right	1	----	----	----	----	1810 706
	Left	1	----	----	----	----	1810 707
	Cl. Sed., 2D. Sub., Front	2	----	1954 828	----	----	
	WEATHERSTRIP, Front Door						
	Hinge Pillar Auxiliary						
	Right	1	----	----	----	----	1751 570
	Left	1	----	----	----	----	1751 571
	WEATHERSTRIP, Roof Side						
	Rail						
	Sp. 4D., Sp. 4D. Sub.,						
	Right	1	----	2094 484	2094 484	2094 484	E2188 688
	Left	1	----	2094 485	2094 485	2094 485	E2188 689
	Sp. Cl. Cp., Right	1	2195 428	2094 484	2094 484	2094 484	2093 630
	Left	1	2195 429	2094 485	2094 485	2094 485	2093 631
	WEATHERSTRIP, Roof Rail						
	Door Header Rear						
	Sp. 4D., Right	1	----	----	----	----	2094 870
	Left	1	----	----	----	----	2094 871
	WEATHERSTRIP, Rear Door						
	Upper Hinge Side						
	Sp. 4D., Sp. 4D. Sub.,						
	Right	1	----	2165 484	2165 484	2165 484	
	Left	1	----	2165 485	2165 485	2165 485	
	WEATHERSEAL, Body Lock						
	Pillar Belt to Door						
	Sp. Cl. Cp., Cv. Cp.,						
	Right	1	----	1954 618	1954 618	1954 618	
	Left	1	----	1954 619	1954 619	1954 619	
	WEATHERSTRIP, Quarter						
	Outside Panel Lock Face Belt						
	Sp. Cl. Cp., Right	1	2259 054				
	Left	1	2259 055				

★ Indicates use as required.

□ Indicates parts not listed in any previous parts book.

* Indicates change or addition.

1961 PASSENGER CAR PARTS CATALOG

BODY

CODE	PART NAME AND DESCRIPTION	PER CAR	VALIANT	PLYMOUTH	DESOTO	CHRYSLER	IMPERIAL
23-63-0 WEATHERSTRIP - Cont'd							
23-63-33	WEATHERSEAL, Door Vent Wing Frame Front Corner Cv. Cp., Upper Right . . . Left	1 1	---- ----	1954 718 1954 719	---- ----	1954 718 1954 719	
	SEAL, Quarter Window Opening Weatherstrip SEAL, Door Opening Upper Corner 4D., 4D. Sub., Front Rear	2 4 4	2082 456 2082 973 2082 974				
23-63-37	SEAL, Roof Rail Weatherstrip Retainer to Roof Rail Sp. 4D. Sp. Cl. Cp.	2 2	---- 2259 166	---- ----	---- ----	---- ----	2094 581 2094 581
23-63-55	RETAINER, Roof Side Rail Weatherstrip Sp. 4D., Right Left Sp. 4 D., Sp. 4 D. Sub., Pkg., Right Left SCREW Sp. Cl. Cp., Right Left Sp. Cl. Cp., Pkg., Right Left SCREW	1 1 1 1 32 1 1 1 1 24	---- ---- ---- ---- ---- 2195 410 2195 411 ---- ---- ---- ----	1883 290 1883 291 ---- ---- ---- 1883 294 1883 295 ---- ---- ---- ----	---- ---- 2196 671 2196 672 125 978 ---- 2196 669 2196 670 125 978	---- ---- 2196 671 2196 672 125 978 ---- 2196 669 2196 670 125 978	2093 714 2093 715 2093 366 2093 367
23-63-56	EXTENSION, Roof Side Rail Rear Weatherstrip Retainer Sp. Cl. Cp., Right Left	1 1	---- ----	1954 864 1954 865			
23-63-94	WEATHERSTRIP, Rear Door Window Front Frame Sp. 4D., Sp. 4D. Sub., Right Left	1 1	---- ----	1954 544 1954 545	1954 544 1954 545	1954 544 1954 545	1810 010 1810 017
23-63-97	WEATHERSTRIP, Door Window Glass Lower Channel Front	2	----	----	----	----	1750 517
23-63-100	WEATHERSTRIP, Quarter Window Glass Sub. used with Outside Finish Mouldings, Right Left Used with Rubber Inserts, Right Left Front Right Left Rear Right Left 4D., Right Left Sp. Cl. Cp., Stationary, Right Left Cl. Sed., Stationary, Right Left	1 1 1 1 1 1 1 1 1 1 1 1 1 1 1 1 1 1 1 1	---- ---- ---- ---- 2083 124 2083 125 2083 162 2083 163 2083 122 2083 123 2195 968 2195 969 2195 308 2195 309	*2093 200 *2093 201 E2189 166 E2189 167	---- ---- ---- ----	*2093 200 *2093 201	
23-63-104	WEATHERSTRIP, Quarter Window Glass Front Frame Sp. Cl. Cp., Cv. Cp., Right Left	1 1	2195 444 2195 445	1954 544 1954 545	1954 544 1954 545	1954 544 1954 545	1751 610 1751 611

★ Indicates use as required.

E Indicates parts not listed in any previous parts book.
March 1, 1962 Supersedes Jan. 6, 1961.

CODE	PART NAME AND DESCRIPTION	PER CAR	VALIANT	PLYMOUTH	DESOTO	CHRYSLER	IMPERIAL
23-63-0 WEATHERSTRIP - Cont'd							
23-63-106	WEATHERSTRIP, Quarter Window Opening Upper Frame Cl. Sed.	2	2195 764				
23-63-110	INSERT, Quarter Window Glass Weatherstrip 4 D. Sub., 2 D. Sub. Rubber	2	---- --	2189 296			
	Sub. Rear, Rubber . .	2	2083 166				
23-63-112	WEATHERSTRIP, Rear Window Glass 4D., Cl. Sed., w/Low Window. . 4D., Sp. Cl. Cp., Cl. Sed. Sp. 4D., w/Low Window. . Sp. 4D., w/High Window. . Sp. 4D., Y1L, Y1M Y1H Sp. Cl. Cp., w/Low Window. . Sp. Cl. Cp., w/High Window. . Sp. Cl. Cp.	1 1 1 1 1 1 1 1 1	---- -- 2082 275 ---- -- ---- -- ---- -- ---- -- ---- -- ---- -- ---- --	1884 848 ---- -- ---- -- 2166 790 ---- -- ---- -- 2166 789 2166 788 ---- --	---- -- ---- -- 1963 684 ---- -- ---- -- ---- -- 2093 652 ---- --	1963 684 1963 684 1952 661 ---- -- ---- -- ---- -- 2093 652 ---- --	2093 398 1961 509 2093 399
23-63-114	LOCKINGSTRIP, Rear Window Glass Weatherstrip Except Sub.	1	2082 278				
23-63-126	WEATHERSTRIP, Door Vent Wing 4D., 4D. Sub., Cl. Sed., 2D. Sub., Right Left Sp. 4D., Sp. 4D. Sub., Sp. Cl. Cp., Cv. Cp., Right Left	1 1 1 1	2081 356 2081 357 2195 700 2195 701	1950 594 1950 595 1950 592 1950 593	1950 594 1950 595 1950 592 1950 593	1950 594 1950 595 1950 592 1950 593	---- -- 2094 334 2094 335
23-63-127	RETAINER and Divisional CHANNEL, Door Vent Wing 4D., 4D. Sub., Cl. Sed., 2D. Sub., Right Left RETAINER, Door Vent Wing Weatherstrip Sp. Cl. Cp., Upper Lower, Right Left	1 1 2 1 1	2081 380 E2259 345 2195 689 2195 696 2195 697	1950 478 1950 479 ---- -- ---- --	---- -- ---- -- 1950 478 1950 479	1950 478 1950 479	
23-63-171	WEATHERSTRIP, Tailgate Opening Lower Sub.	1	2082 421	2189 350	---- --	2189 350	
23-63-172	WEATHERSTRIP, Deck Lid Opening Except Sub.	1	2081 503	2166 010	2093 645	2093 645	2093 086
23-63-173	RETAINER, Deck Lid Opening Lower Panel Weatherstrip Except Sub.	1	---- --	1964 371			
23-63-181	WEATHERSTRIP, Tailgate Window Belt Sub., Inner Outer	1 1	E2251 452 2081 783	1878 650 1878 204	---- -- ---- --	1878 650 1878 204	

★ Indicates use as required.

⊠ Indicates parts not listed in any previous parts book.

* Indicates change or addition.

1961 PASSENGER CAR PARTS CATALOG

BODY

CODE	PART NAME AND DESCRIPTION	PER CAR	VALIANT	PLYMOUTH	DESOTO	CHRYSLER	IMPERIAL
------	---------------------------	---------	---------	----------	--------	----------	----------

23-64-0 WINDOW AND VENT WING

NOTE 1: PLACE ORDERS DIRECT WITH YOUR USUAL SOURCE OF SUPPLY FOR MOPAR PARTS.

NOTE 2: PLACE ORDERS DIRECT WITH CHRYSLER "SAFEGUARD" DISTRIBUTOR OR GLASS SHOP.

23-64-4	BUMPER, Door and Quarter Window Down Position Stop w/Electric Window Lifts	★	----	1954 083	1954 083	1954 083	
	BUMPER, Window Glass Lower Channel Stop Bracket	★	----	----	----	----	1680 109
	BUMPER, Quarter Window Regulator Arm Guide Plate Stop						
	Upper	2	----	----	----	----	985 563
23-64-10	GLASS and Lower CHANNEL, Tailgate Window (see Note 1)						
	Sub. Clear	1	2082 395	2189 346	----	2189 346	
	Tinted	1	*2082 396	*2189 347	----	*2189 347	
23-64-12	STOP, Door and Quarter Window Up Position	★	1909 529	1909 529	1909 529	1909 529	
	STOP, Rear Door Window Up Position						
	Sp. 4D., Sp. 4D. Sub., Rear	2	----	1909 530	1909 530	1909 530	
	STOP, Quarter Window Up Position						
	Sp. Cl. Cp., Front	2	----	1963 222	1963 222	1963 222	
	Rear	2	----	1909 530	1909 530	1909 530	
	BRACKET, Door and Quarter Window Glass Channel Down Position Stop	★	----	1963 393	1963 393	1963 393	
	w/Electric Window Lifts						
	SUPPORT, Rear Door Glass Channel Down Position Stop Bracket						
	Sp. 4D., Sp. 4D. Sub. w/Electric Window Lifts	2	----	1963 392	1963 392	1963 392	
	SUPPORT, Quarter Window Lift Down Position Stop Bracket						
	Sp. Cl. Cp., w/Electric Window Lifts	2	----	1963 428	1963 428	1963 428	
	BRACKET, Door Glass Down Position Stop	★	----	----	----	----	1475 487
	BRACKET, Rear Door Window Lower Stop	2	----	----	----	----	1750 606
	BRACKET, Quarter Window Stop Support Lower	2	----	----	----	----	1750 806
	SUPPORT, Quarter Window Lower	2	----	----	----	----	1750 537
	STOP, Front Door Window Up Position, on Door	2	----	----	----	----	1750 609
	STOP, Rear Door Window Up Position, on Rear Track						
	Right	1	----	----	----	----	1751 692
	Left	1	----	----	----	----	1751 693
	STOP, Rear Door Window Up Position, on Door						
	Right	1	----	----	----	----	1751 698
	Left	1	----	----	----	----	1751 699
	SUPPORT, Quarter Window Up Position Stop Bumper, on Glass Lower Channel						
	Front Right	1	----	----	----	----	1750 658
	Left	1	----	----	----	----	1750 659
	Rear Right	1	----	----	----	----	1691 104
	Left	1	----	----	----	----	1691 105

★ Indicates use as required.

⊠ Indicates parts not listed in any previous parts book. March 1, 1962 Supersedes Jan. 6, 1961.

CODE	PART NAME AND DESCRIPTION	PER CAR	VALIANT	PLYMOUTH	DESOTO	CHRYSLER	IMPERIAL
23-64-0 WINDOW AND VENT WING - Cont'd							
23-64-34	RIVET, Quarter Window Frame to Weatherstrip Retainer Sp. Cl. Cp., Cv. Cp., Upper Lower	★ ★	----- -----	----- -----	----- -----	----- -----	6000 174 6000 143
	RIVET, Quarter Window Divisional Bar Guide Channel 4D. Sub.	★	6000 157				
23-64-41	STUD, Door Vent Wing Adjusting	★	1950 830	1950 830	1950 830	1950 830	
23-64-46	NUT, Door Vent Wing Frame Lower Corner Cap Self Thread Sp. 4D., Sp. 4D. Sub., Sp. Cl. Cp., Cv. Cp.	2	-----	2165 703	2165 703	2165 703	
23-64-47	CAP, Door Vent Wing Frame Lower Corner Sp. 4D., Sp. 4D. Sub., Sp. Cl. Cp., Cv. Cp. Right Left	1 1	----- -----	2165 996 2165 997	2165 998 2165 999	2165 998 2165 999	
23-64-48	FRAME and DIVISIONAL CHANNEL, Door Vent Wing Sp. 4D., Sp. 4D. Sub., Sp. Cl. Cp., Cv. Cp. Right Left w/Power Vent, Right Left DIVISIONAL CHANNEL, Door Vent Sp. Cl. Cp.	1 1 1 1 2	2195 690 2195 691 ----- ----- 2195 698	1952 348 1952 349 ----- -----	1952 348 1952 349 ----- -----	1952 348 1952 349 ----- -----	1960 948 1960 949 2093 942 2093 943
23-64-49	FRAME, Door Vent Wing Sp. Cl. Cp., Right Left	1 1	2195 694 2195 695				
23-64-60	RIVET, Door Vent Wing Frame to Lower Retainer Sp. 4D., Sp. 4D. Sub., Sp. Cl. Cp., Cv. Cp.	2	-----	1578 269	1578 269	1578 269	6000 019
23-64-66	FRAME, Rear Window Opening Upper 4D. Cl. Sed. 4 D. w/Low Window w/High Window Sp. 4D., w/Low Window w/High Window Sp. Cl. Cp. w/Low Window w/High Window 4D., Sp. Cl. Cp., Cl. Sed. Sp. 4D. Sp. Cl. Cp.	1 1 1 1 1 1 1 1 1	----- ----- ----- ----- ----- ----- 2081 227 ----- -----	1909 320 ----- ----- 1963 228 1909 321 1963 306 ----- -----	----- ----- 1909 322 1963 229 1909 322 1963 229 ----- 1909 323 ----- -----	1909 322 1963 229 1909 322 1963 229 ----- 1909 323 ----- -----	1877 358 1877 359
	FRAME, Rear Window Opening Side 4D., Cl. Sed., Right Left 4D., w/Low Window, Right Left 4 D., w/High Window, Right Left Sp. 4D., w/Low Window, Right Left Sp. 4D., w/High Window, Right Left Sp. Cl. Cp., Right Left	1 1 1 1 1 1 1 1 1 1 1 1 1 1	----- ----- ----- ----- ----- ----- ----- ----- ----- ----- ----- ----- ----- -----	1869 892 1869 893 ----- ----- ----- ----- ----- ----- 1952 876 1952 877 ----- ----- 1952 878 1952 879 ----- -----	----- ----- ----- ----- ----- ----- ----- ----- ----- ----- ----- ----- ----- -----	----- ----- ----- ----- ----- ----- ----- ----- ----- ----- ----- ----- ----- -----	1877 358 1877 359

★ Indicates use as required.
 □ Indicates parts not listed in any previous parts book.
 * Indicates change or addition.

Printed in U.S.A.
 Prices and specifications subject to change without notice.
 March 1, 1962 Supersedes Jan. 6, 1961.

CODE	PART NAME AND DESCRIPTION	PER CAR	VALIANT	PLYMOUTH	DESOTO	CHRYSLER	IMPERIAL
23-64-0 WINDOW AND VENT WING - Cont'd							
23-64-66	FRAME, Rear Window Opening Lower 4D., Sp. Cl. Cp., Cl. Sed.	1	2081 226				
	FRAME, Rear Window Opening Lower End 4D., Sp. 4D., Right	1	----	----	1954 668	1954 668	
	Left	1	----	----	1954 669	1954 669	
	4D., Sp. Cl. Cp., Cl. Sed., Right	1	2081 248				
	Left	1	2081 249				
	FRAME, Rear Window Opening Sp. 4 D., Y1-H Center	1	----	----	----	----	2189 374
	Side Right	1	----	----	----	----	2189 370
	Left	1	----	----	----	----	2189 371
	Upper End, Right	1	----	----	----	----	2189 372
	Left	1	----	----	----	----	2189 373
23-64-67	REINFORCEMENT, Rear Window Upper Frame Sp. 4D., Right	1	----	----	----	----	1877 364
	Left	1	----	----	----	----	1877 365
	Sp. Cl. Cp., Right	1	----	----	----	----	1877 390
	Left	1	----	----	----	----	1877 391
23-64-68	EXTENSION, Rear Window Opening Upper Frame Sp. Cl. Cp., w/Low Window Right	1	----	1952 686			
	Left	1	----	1952 687			
	w/Low Window, Right	1	----	1884 562			
	Left	1	----	1884 563			
	EXTENSION, Rear Window Opening Lower Frame Sp. Cl. Cp., Right	1	----	1909 608			
	Left	1	----	1909 609			
23-64-70	GUSSET, Rear Window Upper Frame to Wheelhouse Sp. Cl. Cp., w/High Window, Right	1	----	1952 678			
	Left	1	----	1952 679			
	w/Low Window, Right	1	----	1884 610			
	Left	1	----	1884 611			
23-64-71	BUMPER or PLUG, Door Glass Upper Corner, on Divisional Channel Sp. 4D., Sp. 4D. Sub., Sp. Cl. Cp., Cv. Cp., Right	1	2195 702	1964 228	1964 228	1964 228	2093 809
	Left	1	2195 703	1964 229	1964 229	1964 229	2093 809
23-64-74	SEAL, Door Vent Wing to Door Inner Panel Sp. 4D., Sp. 4D. Sub., Sp. Cl. Cp., Cv. Cp.	2	----	2165 519	2165 519	2165 519	
23-64-75	MOTOR and TRANSMISSION, Electric Vent Wing Right	1	----	----	----	----	2093 030
	Left	1	----	----	----	----	2093 031
23-64-76	BRACKET, Electric Vent Wing Motor Mounting Right	1	----	----	----	----	1961 802
	Left	1	----	----	----	----	1961 803
23-64-78	DRIVE SHAFT, GEAR and RETAINERS, Electric Vent Wing Right	1	----	----	----	----	2093 048
	Left	1	----	----	----	----	2093 049

★ Indicates use as required.

☐ Indicates parts not listed in any previous parts book.
March 1, 1962 Supersedes Jan. 6, 1961.

CODE	PART NAME AND DESCRIPTION	PER CAR	VALIANT	PLYMOUTH	DESOTO	CHRYSLER	IMPERIAL
23-64-O WINDOW AND VENT WING - Cont'd							
23-64-79	COUPLING, Electric Vent Wing Shaft to Pivot	2	----	----	----	----	1961 977
23-64-83	SHIM, Electric Vent Wing Motor Mounting Bracket to Door	2	----	----	----	----	6006 512
	WASHER, Electric Vent Wing Motor Mounting Bracket to Door	1	----	----	----	----	6006 507
23-64-107	WEDGE, Door Vent Wing Upper Pivot Adjusting 4D., 4D. Sub., Cl. Sed.	2	2082 854				
23-64-174	GLASS, Frame and Lower Channel, Quarter Window (see Note 1)						
	Sp. Cl. Cp. Clear, Right . . .	1	2195 354	1909 430	1961 782	1961 782	
	Left	1	2195 355	1909 431	1961 783	1961 783	
	Tinted, Right . . .	1	*2195 360	*1909 432	*1961 784	*1961 784	
	Left	1	2195 361	1909 433	1961 785	1961 785	
	Cv. Cp., Clear, Right . . .	1	----	1909 682	----	1909 688	
	Left	1	----	1909 683	----	1909 689	
	Tinted, Right . . .	1	----	*1909 684	----	*1909 690	
	Left	1	----	1909 685	----	1909 691	
23-64-197	GUIDE, Quarter Window Glass Lower Frame Stabilizer	4	----	----	1961 681	1961 681	
23-64-198	CHANNEL, Quarter Window Glass Lower Frame						
	Sp. Cl. Cp., Right	1	----	----	1961 822	1961 822	
	Left	1	----	----	1961 823	1961 823	
23-64-237	CLAMP, Door Vent Wing Upper Pivot to Glass	2	1708 998	1708 998	1708 998	1708 998	
	PLATE, Door Vent Wing Upper Pivot to Glass Base Anchor	2	----	----	----	----	1755 366
23-64-240	PIVOT, Door Vent Wing Upper 4D., 4D. Sub., Cl. Sed., 2D. Sub.,						
	Right	1	2081 394	1950 356	----	1950 356	
	Left	1	2081 395	1950 357	----	1950 357	
	PIVOT PACKAGE, Door Vent Wing Upper						
	4D., 4D. Sub., Cl. Sed., 2D. Sub.						
	Right	1	----	2216 344	----	2216 344	
	Left	1	----	2216 345	----	2216 345	
	SCREW	2	----	125 978	----	125 978	
23-64-242	BRACKET, Door Vent Wing Upper Pivot						
	4D., 4D. Sub., Cl. Sed., 2D. Sub.						
	Right	1	2081 648	1950 292	1950 292	1950 292	
	Left	1	2081 649	1950 293	1950 293	1950 293	
	Sp. 4D., Sp. 4D. Sub., Sp. Cl. Cp.,						
	Cv. Cp., Right	1	2081 648	1950 292	1950 292	1950 292	2094 464
	Left	1	2081 649	1950 293	1950 293	1950 293	2094 465
	BRACKET and PIVOT, Door Vent Wing Upper						
	Sp. 4D., Sp. 4D. Sub., Sp. Cl. Cp.,						
	Cv. Cp., Right	1	2195 998	2166 680	2166 680	2166 680	2094 462
	Left	1	2195 999	2166 681	2166 681	2166 681	2094 463
	CLAMP, Door Vent Wing Lower Pivot Tension						
	Right	1	2081 379	1776 504	1776 504	1776 504	
	Left	1	2081 379	1776 505	1776 505	1776 505	
23-64-246	SHIM, Door Vent Wing Frame to Door	★	----	----	----	----	1349 190
23-64-247	SCREW, Door Vent Wing Upper Pivot Base	2	6000 374	6000 374	6000 374	6000 374	6000 374
	SCREW, Door Vent Wing Lower Pivot Tension Clamp	2	6006 244	6006 244	6006 244	6006 244	6006 244

★ Indicates use as required.
 □ Indicates parts not listed in any previous parts book.
 * Indicates change or addition.

1961 PASSENGER CAR PARTS CATALOG

BODY

CODE	PART NAME AND DESCRIPTION	PER CAR	VALIANT	PLYMOUTH	DESOTO	CHRYSLER	IMPERIAL
23-64-O WINDOW AND VENT WING - Cont'd							
23-64-254	TRACK, Rear Door Window Roller						
	4D., 4D. Sub., Right	1	2082 458	2165 294	2165 294	2165 294	
	Left	1	2082 459	2165 295	2165 295	2165 295	
	Sp. 4D., Sp. 4D. Sub.,						
	Front Right . . .	1	----	1883 884	1883 884	1883 884	
	Left	1	----	1883 885	1883 885	1883 885	
	Rear	2	----	1954 418	1954 418	1954 418	
23-64-255	FRAME or EXTENSION, Door Window Glass						
	Sp. 4D., Front, Right . . .	1	----	----	----	----	1750 534
	Left	1	----	----	----	----	1750 535
	Rear, Upper and Front,						
	Right	1	----	----	----	----	1691 842
	Left	1	----	----	----	----	1691 843
	Rear, Right . . .	1	----	----	----	----	1691 788
	Left	1	----	----	----	----	1691 789
	Sp. Cl. Cp., Cv. Cp.,						
	Front Right . . .	1	----	----	----	----	1751 092
	Left	1	----	----	----	----	1751 093
	Cl. Sed., Front, Right . . .	1	2195 260				
	Left	1	2195 261				
23-64-263	LOCKWASHER, Window Roller Track Adjusting Stud to Panel	1	----	----	6006 192	6006 192	6006 192
23-64-265	GLASS, Frame and Lower Channel, Front Door Window (see Note 1)						
	Sp. 4D., Sp. 4D. Sub.,						
	Clear, Right . . .	1	----	1909 694	1909 694	1909 694	
	Left	1	----	1909 695	1909 695	1909 695	
	Tinted, Right . . .	1	----	*1909 696	*1909 696	*1909 696	
	Left	1	----	1909 697	1909 697	1909 697	
	Sp. Cl. Cp., Cv. Cp.,						
	Clear, Right . . .	1	2195 426	1909 302	1909 710	1909 710	
	Left	1	2195 427	1909 303	1909 711	1909 711	
	Tinted, Right . . .	1	*2195 680	*1909 304	*1909 712	*1909 712	
	Left	1	2195 681	1909 305	1909 713	1909 713	
	Cl. Sed., Less Frame,						
	Clear, Right . . .	1	2195 682				
	Left	1	2195 683				
	Tinted, Right . . .	1	*2195 684				
	Left	1	2195 685				
	GLASS, Frame and Lower Channel, Rear Door Window						
	Sp. 4D., Sp. 4D. Sub.,						
	Clear, Right . . .	1	----	1909 704	1909 698	1909 698	
	Left	1	----	1909 705	1909 699	1909 699	
	Tinted, Right . . .	1	----	*1909 706	*1909 700	*1909 700	
	Left	1	----	1909 707	1909 701	1909 701	
23-64-273	SUPPORT, Door Vent Wing Divisional Channel to Inside Panel Lower	2	----	1909 856	1909 856	1909 856	
	Sp. Cl. Cp., Right	1	2195 864				
	Left	1	2195 865				
23-64-275	STUD, Window Roller Track Adjusting	★	1883 554	1883 554	1883 554	1883 554	
	STUD, Window Roller Track Lower Support						
	Sp. 4D., Sp. 4D. Sub.,						
	Rear Door	★	----	1954 674	1954 674	1954 674	
	Sp. Cl. Cp., Cv. Cp.,						
	Quarter	★	----	1954 674	1954 674	1954 674	
23-64-278	GROMMET, Door Vent Wing Upper Pivot Bracket to Glass	2	1909 917	1909 917	1909 917	1909 917	1751 492

★ Indicates use as required.

⊔ Indicates parts not listed in any previous parts book.
March 1, 1962 Supersedes Jan. 6, 1961.

Printed in U.S.A.
Prices and specifications subject to change without notice.
* Indicates change or addition.

CODE	PART NAME AND DESCRIPTION	PER CAR	VALIANT	PLYMOUTH	DESOTO	CHRYSLER	IMPERIAL
23-64-O WINDOW AND VENT WING - Cont'd							
23-64-279	WASHER or INSULATOR, Door Vent Wing Upper Pivot Bracket to Glass	2	-----	-----	-----	-----	1751 489
23-64-280	PANEL, Quarter Window Opening Cl. Sed., 2D. Sub., Front Right Left Cl. Sed., Upper Right Left 2D. Sub., Upper Right Left	1 1 1 1 1 1	----- ----- ----- ----- -----	1869 868 1869 869 1869 872 1869 873 1884 522 1884 523			
	FRAME, Quarter Window Sub., Front Right Left Cl. Sed., Upper Right Left FRAME, Quarter Window Glass Sp. Cl. Cp., Cv. Cp., Front, Right Left Rear and Extension, Right Left	1 1 1 1 1 1 1 1 1 1	----- ----- 2195 306 2195 307 ----- ----- ----- ----- ----- -----	1960 066 1960 067 ----- ----- ----- ----- ----- ----- ----- -----	----- ----- ----- ----- ----- ----- ----- ----- ----- -----	1960 066 1960 067 ----- ----- ----- ----- ----- ----- ----- -----	1751 890 1751 891 ----- ----- ----- ----- ----- ----- ----- -----
23-64-287	PLATE and ROLLERS, Quarter Window Glass Lower Frame Mounting Sp. Cl. Cp., Right Left PLATE, Quarter Window Glass Lower Frame Roller Mounting Sp. Cl. Cp., Right Left	1 1 1 1	2195 744 2195 745 2195 686 2195 687				1691 616 1691 617
23-64-299	TRACK or CHANNEL, Quarter Window Roller Sp. Cl. Cp., Right Left Cv. Cp., Front Right Left Rear Right Left Cl. Sed., 2D. Sub., Right Left Cv. Cp., w/STUDS, Rear Right Left w/STUDS, Front	1 1 1 1 1 1 1 1 1 1 1 1 2	2259 102 2259 103 ----- ----- ----- ----- ----- ----- ----- ----- ----- ----- ----- -----	1952 725 1952 725 E2253 926 E2253 927 1952 994 1952 995 2165 294 2165 295 2166 808 2166 809 *2166 806	1952 725 1952 725 ----- ----- ----- ----- ----- ----- ----- ----- ----- ----- ----- -----	1952 725 1952 725 E2253 926 E2253 927 1952 994 1952 995 ----- ----- ----- ----- ----- ----- -----	
23-64-306	GLASS, Lower Pivot and Bracket, Door Vent Wing (see Note 1) 4 D., 4 D. Sub., Cl. Sed., 2D. Sub., Clear, Right Left Tinted, Right Left Sp. 4D., Sp. 4D. Sub., Sp. Cl. Cp., Cv. Cp., Clear, Right Left Tinted, Right Left	1 1 1 1 1 1 1 1 1 1 1 1	2083 296 2083 297 *2083 298 2083 299 2083 296 2083 297 *2083 298 2083 299	1954 104 1954 105 *1954 106 1954 107 1954 100 1954 101 *1954 102 1954 103	----- ----- ----- ----- 1954 100 1954 101 *1954 102 1954 103	1954 104 1954 105 *1954 106 1954 107 1954 100 1954 101 *1954 102 1954 103	

★ Indicates use as required.
 □ Indicates parts not listed in any previous parts book.
 * Indicates change or addition.

1961 PASSENGER CAR PARTS CATALOG

BODY

CODE	PART NAME AND DESCRIPTION	PER CAR	VALIANT	PLYMOUTH	DESOTO	CHRYSLER	IMPERIAL
23-64-0 WINDOW AND VENT WING - Cont'd							
23-64-306	GLASS - Cont'd						
	Sp. 4D., Sp. Cl. Cp., Cv. Cp.,						
	Clear, Right . . .	1	----	----	----	----	2094 518
	Left	1	----	----	----	----	2094 519
	Tinted, Right . . .	1	----	----	----	----	*2094 520
	Left	1	----	----	----	----	2094 521
	w/Power Vent, Clear, Right . . .	1	----	----	----	----	2094 522
	Left	1	----	----	----	----	2094 523
	Tinted, Right . . .	1	----	----	----	----	*2094 524
	Left	1	----	----	----	----	2094 525
23-64-308	GLASS, Front Door Window						
	(see Note 2)						
	4D., 4D.Sub., Clear	2	2081 370	1883 268	----	1883 268	
	Tinted	2	*2081 355	*1883 269	----	*1883 269	
	Sp. 4D., Clear, Right . . .	1	----	----	----	----	1691 156
	Left	1	----	----	----	----	1691 157
	Tinted, Right . . .	1	----	----	----	----	*1691 196
	Left	1	----	----	----	----	1691 197
	GLASS, Rear Door Window						
	4D., Clear	2	2081 467	1950 255	----	1883 271	
	Tinted	2	*2081 547	*1950 256	----	*1883 272	
	4D. Sub., Clear	2	2081 467	1883 271	----	----	
	Tinted	2	*2081 547	*1883 272	----	----	
	Sp. 4D., Clear, Right . . .	1	----	----	----	----	1691 152
	Left	1	----	----	----	----	1691 153
	Tinted, Right . . .	1	----	----	----	----	*1691 174
	Left	1	----	----	----	----	1691 175
	GLASS, Door Window						
	Sp. Cl. Cp., Cv. Cp.,						
	Clear, Right . . .	1	----	----	----	----	1691 076
	Left	1	----	----	----	----	1691 077
	Tinted, Right . . .	1	----	----	----	----	*1691 078
	Left	1	----	----	----	----	1691 079
	Cl. Sed., 2D. Sub.,						
	Clear	2	----	1884 888	----	----	
	Tinted	2	----	*1884 889	----	----	
23-64-311	GLASS, Quarter Window						
	(see Note 2)						
	Sp. Cl. Cp., Cv. Cp.,						
	Clear, Right . . .	1	----	----	----	----	1691 238
	Left	1	----	----	----	----	1691 239
	Tinted, Right . . .	1	----	----	----	----	*1691 240
	Left	1	----	----	----	----	1691 241
	Cl. Sed., Clear	2	----	1950 667	----	----	
	Tinted	2	----	*1950 668	----	----	
	Drop. Clear . . .	2	2195 302	----	----	----	
	Tinted	2	*2195 303	----	----	----	
	2D. Sub., Clear	2	----	1950 683	----	----	
	Tinted	2	----	*1950 684	----	----	
	Sp. Cl. Cp., Cl. Sed.,						
	Stationary Clear. . .	2	2195 304	----	----	----	
	Tinted	2	*2195 305	----	----	----	
	4D., Clear	2	2081 198	----	----	----	
	Tinted	2	*2081 555	----	----	----	
	4D. Sub., Front, Clear . . .	2	2081 710	----	----	----	
	Tinted	2	*2081 827	----	----	----	
	Rear Clear, Right . .	1	2081 196	----	----	----	
	Left	1	2081 197	----	----	----	
	Rear Tinted, Right . . .	1	*2081 830	----	----	----	
	Left	1	2081 831	----	----	----	
	Sub., Stationary Clear,						
	Right	1	----	1878 180	----	1878 180	
	Left	1	----	1878 181	----	1878 181	
	Stationary Tinted, Right . . .	1	----	*1878 184	----	*1878 184	
	Left	1	----	1878 185	----	1878 185	

★ Indicates use as required.

☐ Indicates parts not listed in any previous parts book.
 March 1, 1962 Supersedes Jan. 6, 1961.

Printed in U.S.A.
 Prices and specifications subject to change without notice.
 * Indicates change or addition.

CODE	PART NAME AND DESCRIPTION	PER CAR	VALIANT	PLYMOUTH	DESOTO	CHRYSLER	IMPERIAL
23-64-0 WINDOW AND VENT WING - Cont'd							
23-64-313	STUD, Quarter Window Roller Track to Inside Panel Sp. Cl. Cp.	2	6022 130				
23-64-314	GLASS, Rear Window (see Note 2) 4D., Sp. Cl. Cp., Cl. Sed., Clear	1	2081 257				
	Tinted	1	*2081 533				
	4D., Cl. Sed., w/Low Window Clear	1	----	1869 628	----	1869 630	
	Tinted	1	----	*1954 074	----	*1954 217	
	4D., w/High Window Clear	1	----	----	----	2165 515	
	Tinted	1	----	----	----	*1952 643	
	Sp. 4 D., w/Low Window, Clear	1	----	----	1869 630	1869 630	
	Tinted	1	----	----	*1954 217	*1954 217	
	w/High Window, Clear	1	----	2165 514	----	2165 515	
	Tinted	1	----	*1952 699	----	*1952 643	
	Y1L, Y1M, Clear	1	----	----	----	----	1877 316
	Sun Shade	1	----	----	----	----	1877 325
	Y1H, Clear	1	----	----	----	----	1961 508
	Tinted	1	----	----	----	----	*1961 646
	Sp. Cl. Cp., w/Low Window, Clear	1	----	1869 629	----	----	
	Tinted	1	----	*1954 237	----	----	
	w/High Window, Clear	1	----	1964 261	1877 958	1877 958	
	Tinted	1	----	*1952 668	*1878 161	*1878 161	
	Clear	1	----	----	----	----	1877 317
	Tinted	1	----	----	----	----	*1877 324
23-66-0 WINDSHIELD							
NOTE 2: PLACE ORDERS DIRECT WITH CHRYSLER "SAFEGUARD" DISTRIBUTOR OR GLASS SHOP.							
23-66-65	FRAME, Windshield Opening Side Right	1	2081 838				
	Left	1	2081 839				
23-66-77	REINFORCEMENT, Windshield Opening Upper Frame Sp. 4D., Sp. Cl. Cp.	1	----	----	----	----	1960 768
23-66-135	GLASS, Windshield (see Note 2) Clear	1	2081 117	----	----	----	1651 431
	Tinted	1	*2081 532	----	----	----	*1690 871
	Cv. Cp., Clear	1	----	1869 627	----	1869 627	
	Tinted	1	----	*1954 216	----	*1954 216	
	Except Cv. Cp., Clear	1	----	2165 418	2165 418	2165 418	
	Sunshade	1	----	2165 419	2165 419	2165 419	
23-66-235	WEATHERSTRIP, Windshield Glass Except Cv. Cp.	1	2082 249	2166 675	2166 675	2166 675	2093 638
	Cv. Cp.	1	----	1882 146	----	1882 146	2093 638
23-66-239	LOCKINGSTRIP, Windshield Glass Weatherstrip V1L, W1L, Mylar	1	2082 278				
23-67-0 WINDSHIELD WIPER							
23-67-5	ARM, Windshield Wiper Right	1	----	----	----	----	*2257 258
	Left	1	----	----	----	----	*2257 259
	ARM and BLADE, Windshield Wiper Right	1	----	2258 106	2258 106	2258 108	
	Left	1	----	2258 107	2258 107	2258 109	

★ Indicates use as required.

☐ Indicates parts not listed in any previous parts book.

* Indicates change or addition.

Prices and specifications subject to change without notice.

Printed in U.S.A.

CODE	PART NAME AND DESCRIPTION	PER CAR	VALIANT	PLYMOUTH	DESOTO	CHRYSLER	IMPERIAL
23-67-0 WINDSHIELD WIPER - Cont'd							
23-67-5	ARM and BRIDGE, Windshield Wiper						
	Right	1	2076 678				
	Left	1	2076 679				
23-67-10	GEAR and DRIVE END COVER PLATE GASKET PACKAGE, Windshield Wiper Motor						
	w/Single Speed Motor . .	1	1879 601	1879 601	1879 601	1879 601	
	w/Variable Speed Motor.	1	2240 256	1879 598	1879 598	1879 598	1879 598
23-67-16	BRUSH and SPRING PACKAGE, Windshield Wiper Motor,						
	w/Single Speed Motor . .	1	1752 518	1752 518	1752 518	1752 518	
	w/Variable Speed Motor.	1	1752 518	1627 273	1627 273	1627 273	1627 273
23-67-18	BRACKET, Windshield Wiper Motor Mounting						
	Single Speed . . .	1	2076 355	1838 293	1838 293	1838 293	
	Variable Speed . .	1	2076 355	1838 289	1838 289	1838 289	1838 289
23-67-20	GROMMET, Windshield Wiper Motor Mounting	3	1594 992	1594 992	1594 992	1594 992	1594 992
23-67-25	BLADE, Windshield Wiper	2	-----	1879 499	1879 499	1879 499	1879 499
	REFILL, Windshield Wiper Blade	2	2196 333	1818 892	1818 892	1818 892	1818 892
23-67-48	ADAPTER, Windshield Wiper Pivot						
	Right	1	-----	-----	-----	-----	1704 062
	Left	1	-----	-----	-----	-----	1704 063
23-67-49	GASKET, Windshield Wiper Pivot Adapter	2	-----	-----	-----	-----	1704 066
23-67-50	NUT, Windshield Wiper Pivot Adapter	2	-----	-----	-----	-----	1770 140
23-67-76	LEVER or ARM, Windshield Wiper Link Crank						
	Single Speed . . .	1	2076 081	1838 936	1838 936		
	Variable Speed . .	1	2076 081	1838 292	1838 292	1838 292	1838 292
23-67-79	LINK, Windshield Wiper Crank Lever to Pivot						
	Cv. Cp., Single Speed,						
	Right	1	-----	1030 934			
	Left	1	-----	1838 935			
	Except Cv. Cp., Single Speed,						
	Right	1	2076 618	2198 363	2198 363	2198 363	
	Left	1	2076 069	2198 364	2198 364	2198 364	
	Cv. Cp., Variable Speed,						
	Right	1	-----	1842 407	-----	1842 407	1841 679
	Left	1	-----	1838 291	-----	1838 291	2198 099
	Except Cv. Cp., Variable Speed,						
	Right	1	2076 617	2198 348	2198 348	2198 348	1841 679
	Left	1	2076 071	2198 349	2198 349	2198 349	2198 099
23-67-80	RETAINER, Windshield Wiper Link to Pivot	2	1605 299	1605 299	1605 299	1605 299	1605 299
	To Crank Arm, Right	1	1642 029	1642 029	1642 029	1642 029	1642 029
	Left	1	-----	1886 202	1886 202	1886 202	1886 202
23-67-81	WASHER, Windshield Wiper Link to Crank Lever, Felt w/Single Speed Wipers	★	1540 383	1540 383	1540 383		
23-67-82	WASHER, Windshield Wiper Link to Pivot	2	1605 604	1605 604	1605 604	1605 604	1605 604
	WASHER, Windshield Wiper Link to Crank Lever,						
	Single Speed, to Motor	1	-----	1622 352	1622 352		
	w/Variable Speed Wipers,						
	Plain	1	1770 289	1770 289	1770 289	1770 289	1770 289
	Spring Type . . .	1	1770 290	1770 290	1770 290	1770 290	1770 290
	Shake Proof . . .	1	-----	1770 296	1770 296	1770 296	1770 296

★ Indicates use as required.

☐ Indicates parts not listed in any previous parts book.
March 1, 1962.Printed in U.S.A.
Prices and specifications subject to change without notice.

* Indicates change or addition.

CODE	PART NAME AND DESCRIPTION	PER CAR	VALIANT	PLYMOUTH	DESOTO	CHRYSLER	IMPERIAL
23-67-0 WINDSHIELD WIPER - Cont'd							
23-67-85	GASKET, Windshield Wiper Pivot Mounting						
	.12" thick	2	----	1887 001	1887 001	1887 001	
	Cv. Cp. .06" thick	2	----	1838 242	----	1838 242	
	Except Cv. Cp. .06" thick	2	----	2198 407	2198 407	2198 407	
23-67-86	PIVOT, Windshield Wiper Cv. Cp.	2	----	1841 191	----	1841 191	
	Except Cv. Cp., Right	1	2076 241	2240 526	2240 526	2240 526	1841 682
	Left	1	2076 241	2240 527	2240 527	2240 527	1841 683
	Cv. Cp., Right	1	----	----	----	----	1841 682
	Left	1	----	----	----	----	1841 683
23-67-91	SCREW and WASHER, Windshield Wiper Pivot Mounting	4	----	----	----	----	1704 061
23-67-95	NUT and WASHER, Windshield Wiper Pivot Mounting	4	2076 232	2076 232	2076 232	2076 232	
23-67-98	MOTOR, Windshield Wiper						
	Single Speed . . .	1	2084 884	1879 583	1879 583	1879 583	
	Variable Speed . .	1	2084 885	1842 964	1842 964	1842 964	1842 964
23-67-100	SPACER, Windshield Wiper Motor Mounting						
	15/32" Hole . . .	3	1594 995	1594 995	1594 995	1594 995	1594 995
23-67-102	WASHER, Windshield Wiper Motor Mounting						
	9/32" Hole	3	1594 993	1594 993	1594 993	1594 993	1594 993
23-67-129	REINFORCEMENT, Windshield Wiper Motor to Dash Panel Mounting	1	----	1846 350	1846 350	1846 350	1846 350
23-67-139	GASKET, Windshield Wiper Pivot to Cowl	2	2076 084				
23-67-140	NUT, Windshield Wiper Pivot Gasket to Cowl	2	2076 085				
23-67-160	SWITCH, Windshield Wiper						
	Single Speed . . .	1	2084 886	2240 533	1879 267	1879 267	
	Variable Speed . .	1	2076 524	2096 988	1971 705	1971 707	
	Single Speed, w/Washer	1	----	----	----	2258 147	
	Variable Speed, w/Washer	1	----	----	2096 231	2198 255	2198 256
23-67-161	NUT, Windshield Wiper Switch Mounting	1	1339 711	1887 603			
23-67-193	CIRCUIT BREAKER, Windshield Wiper Switch						
	w/TERMINAL . .	1	----	1770 661	1770 661	2097 148	1886 696
	w/o Terminal . .	1	1658 366	1642 384	1642 384	1642 384	1642 384
23-67-164	SWITCH CONTACT, COVER PLATE and GASKET PACKAGE, Windshield Wiper Motor						
	w/Single Speed Motor	1	1879 602	1879 602	1879 602	1879 602	
	w/Variable Speed Motor	1	2240 257	1879 599	1879 599	1879 599	1879 599
23-67-166	TERMINAL, Windshield Wiper Switch Circuit Breaker	1	----	1770 660	1770 660	1770 660	1770 660
23-67-194	KNOB, Windshield Wiper Switch w/o Washers . . .	1	----	1887 591	2257 478	1887 991	
	w/WASHERS . . .	1	----	----	----	1887 989	2256 282
	Single Speed . . .	1	2209 145				
	Variable Speed . .	1	2209 145				
23-67-195	BEZEL, Windshield Wiper Switch	1	----	2097 387	1887 789	1887 962	
23-67-196	BUTTON, Windshield Wiper Washer Switch Knob, w/CLIP	1	----	----	----	1972 512	1972 512
23-67-198	SPRING, Windshield Wiper Switch Control Knob Retaining	1	2076 145				

★ Indicates use as required.

☐ Indicates parts not listed in any previous parts book.

* Indicates change or addition.

Printed in U.S.A.
Prices and specifications subject to change without notice.
March 1, 1962.

