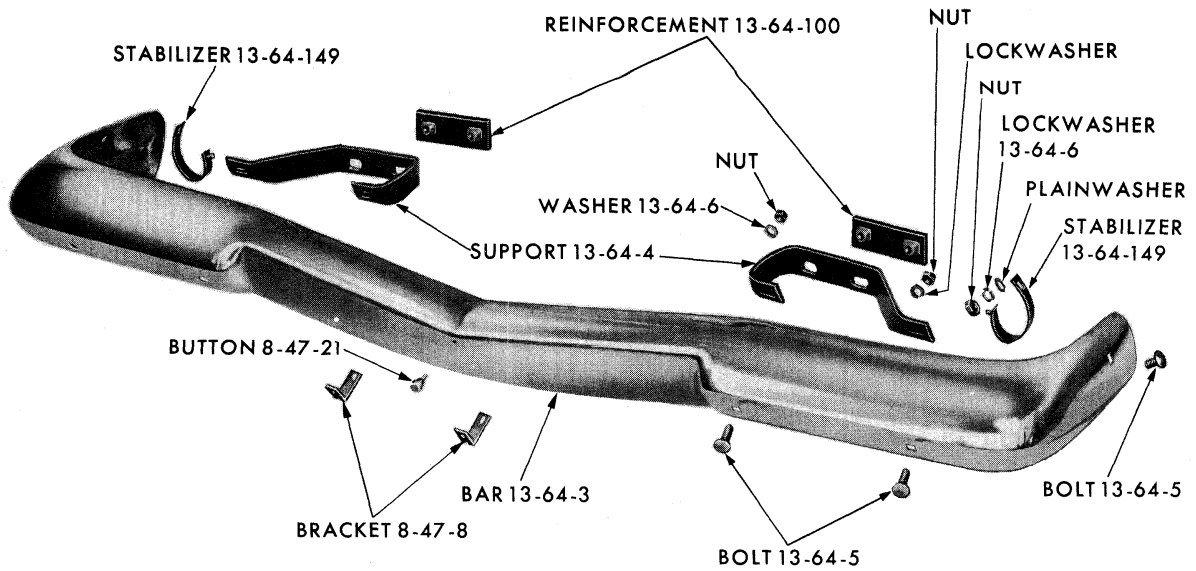


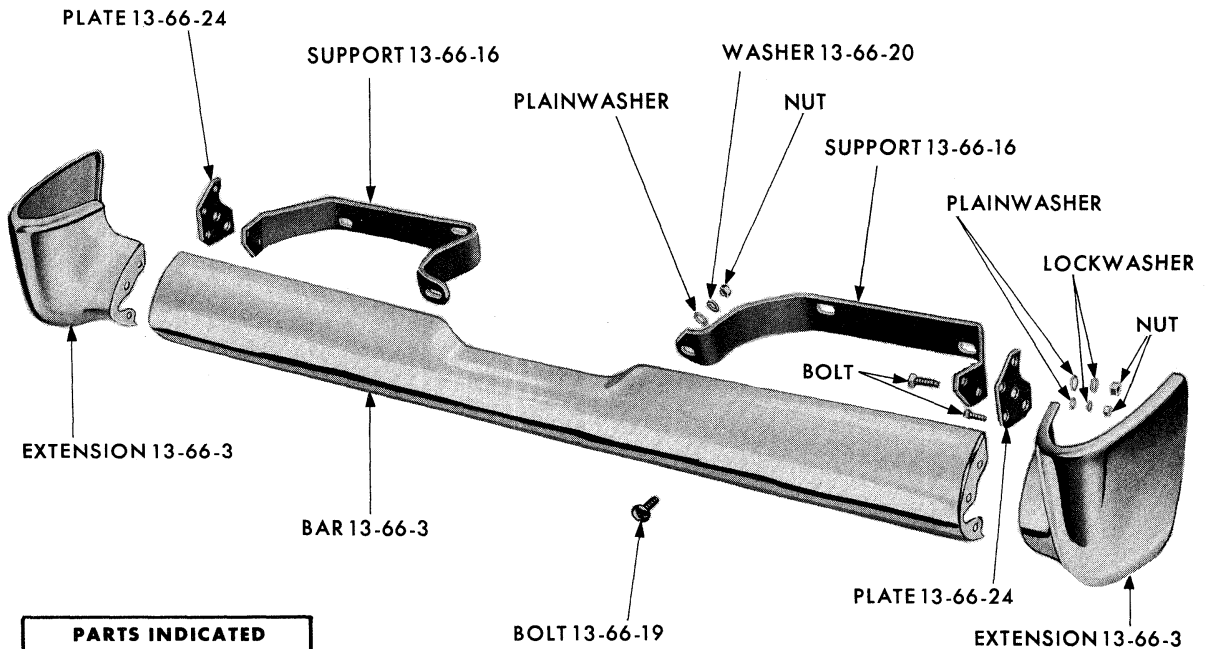
GROUP 13 - FRAME



PARTS INDICATED BY NAME ONLY - ORDER BY DESCRIPTION

19x8619

FRONT BUMPER - PLYMOUTH PP1-2

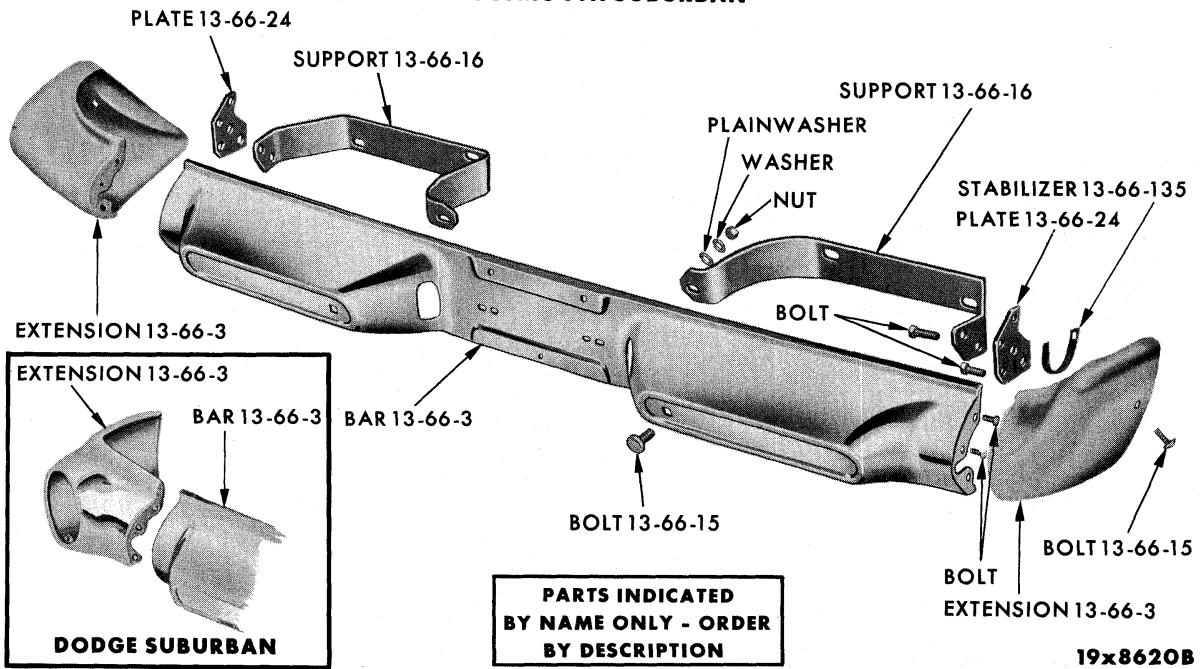


PARTS INDICATED BY NAME ONLY - ORDER BY DESCRIPTION

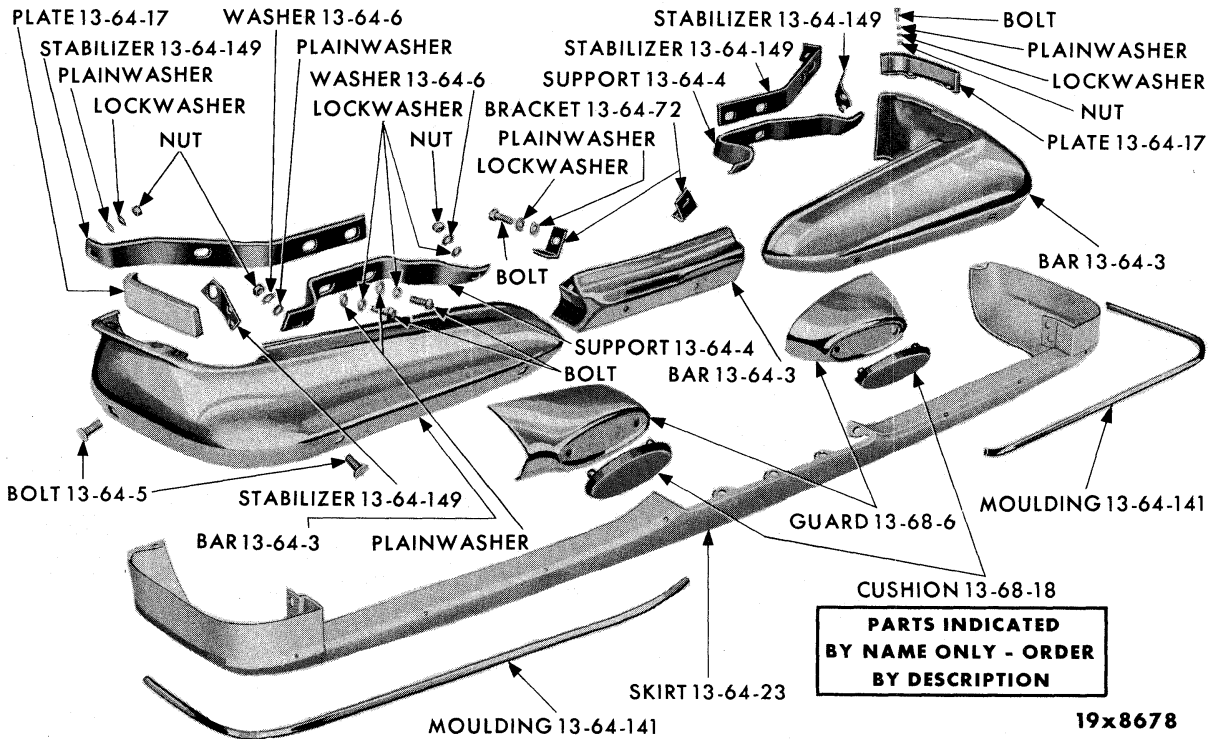
19x8656

REAR BUMPER - PLYMOUTH PP1-2 (EXCEPT SUBURBANS)

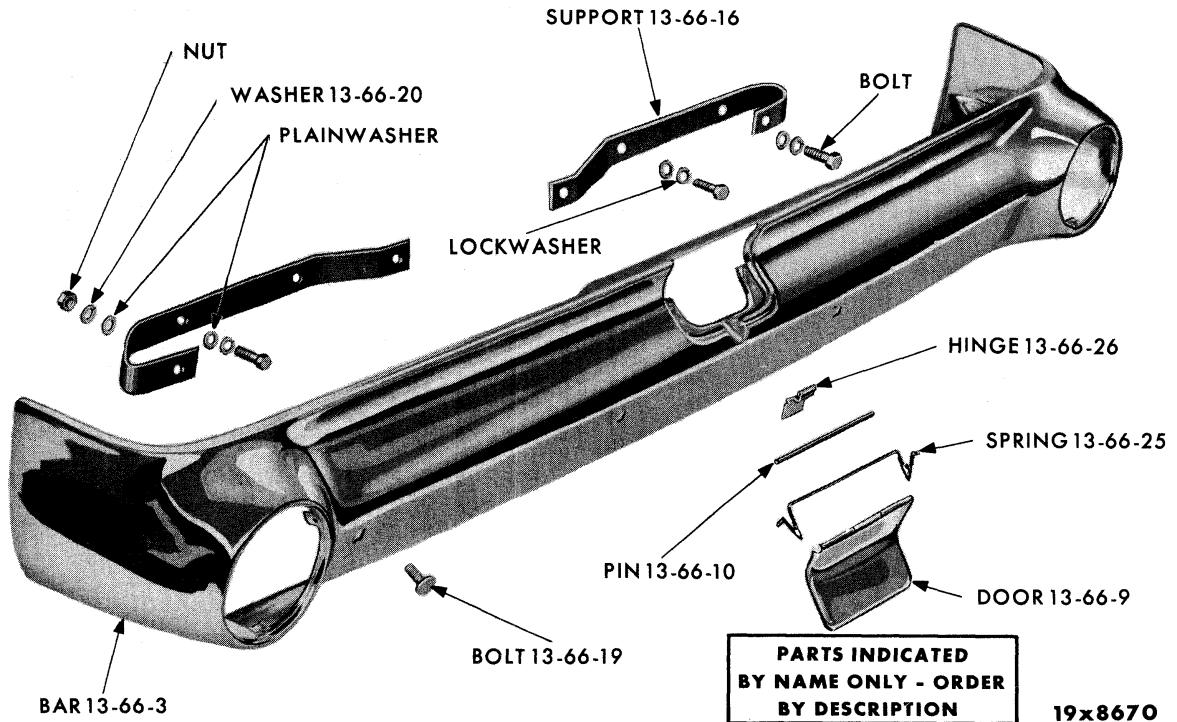
PLYMOUTH SUBURBAN



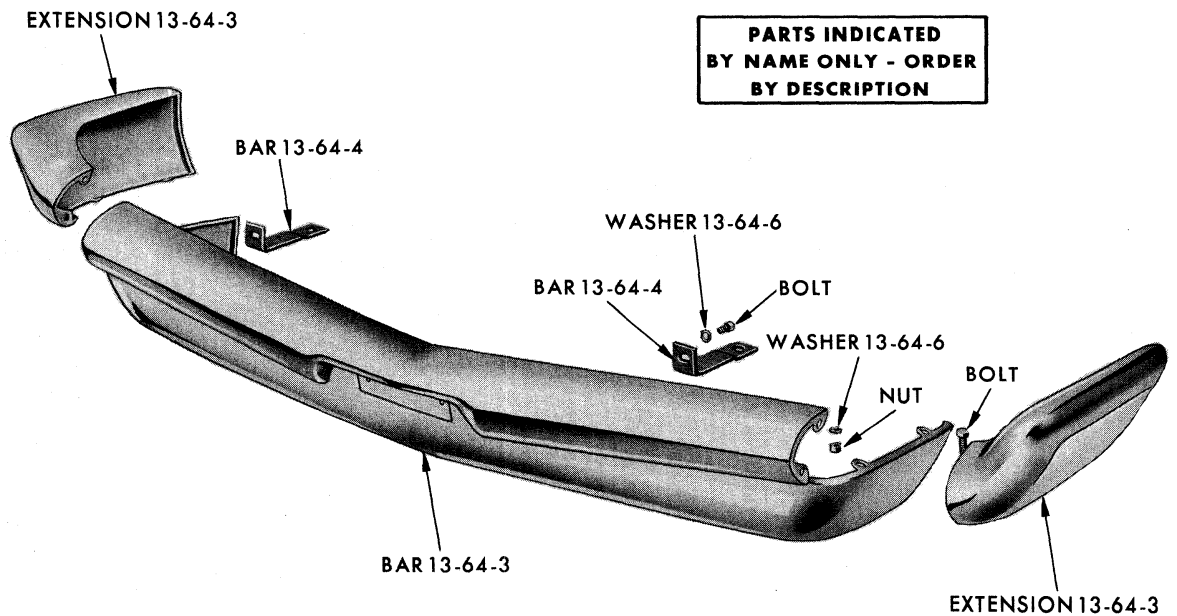
REAR BUMPER - PLYMOUTH PP1-2 AND DODGE PD1-3-4 SUBURBANS



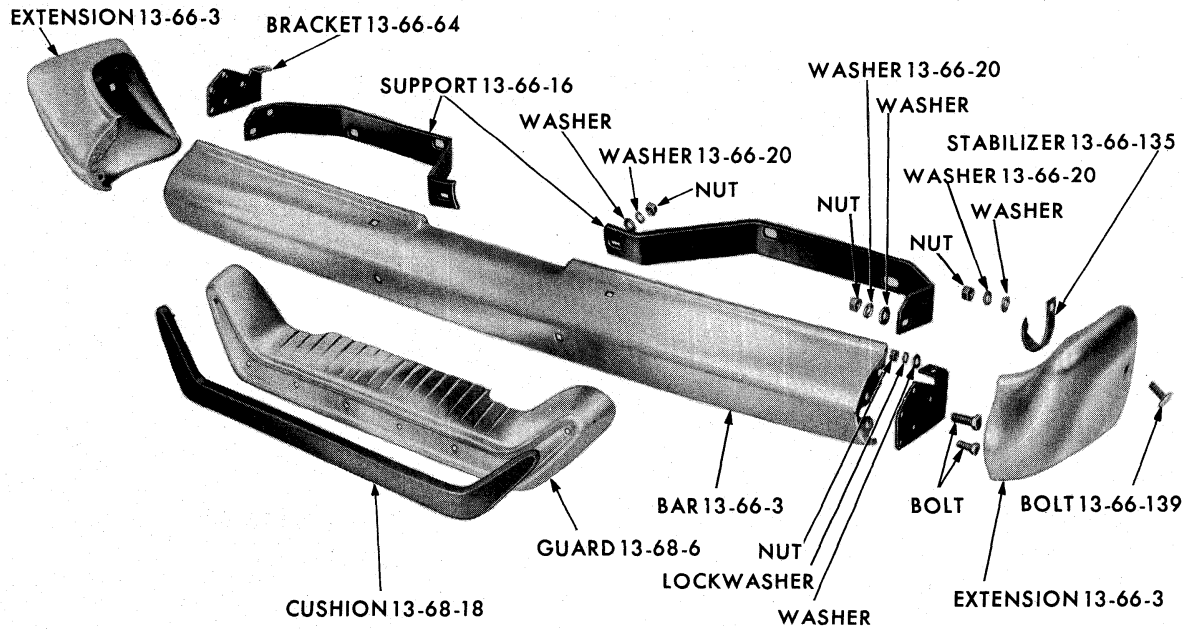
FRONT BUMPER - DODGE PD1-2-3-4



REAR BUMPER - DODGE PD1-2-3-4



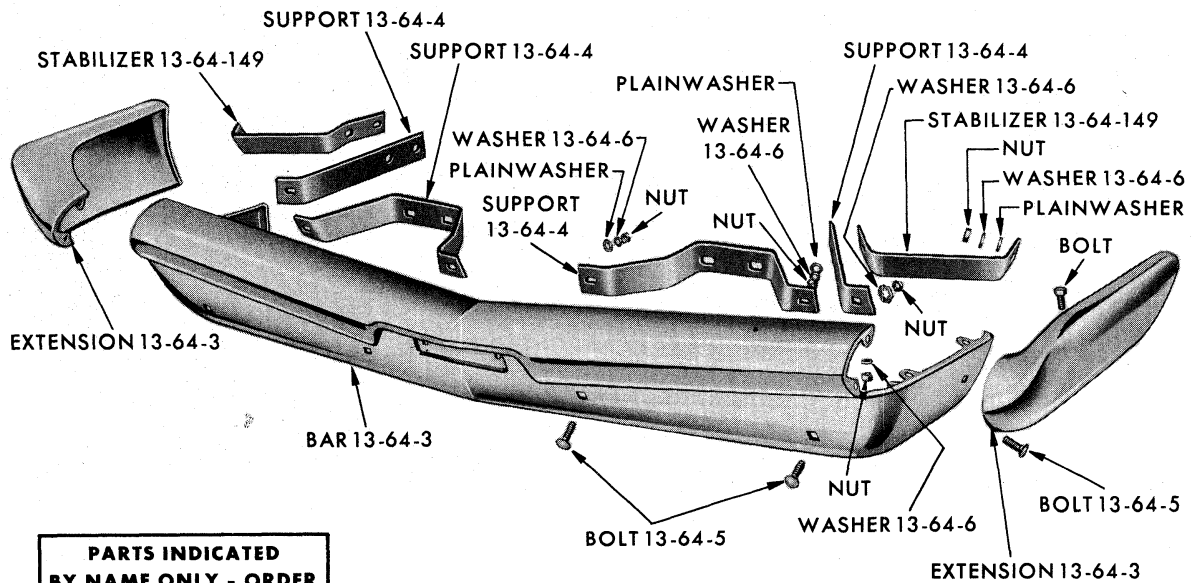
FRONT BUMPER - DESOTO PS1-3 AND CHRYSLER PC1



**PARTS INDICATED  
BY NAME ONLY - ORDER  
BY DESCRIPTION**

19x8760

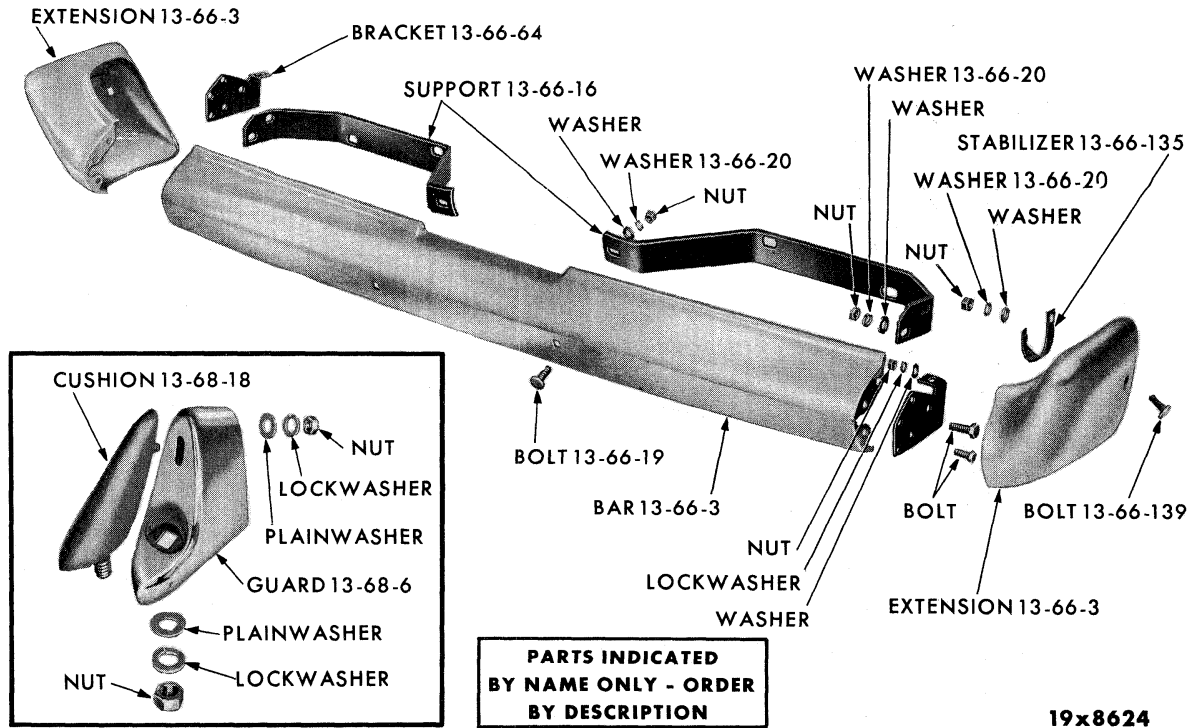
REAR BUMPER - DESOTO PS1-3



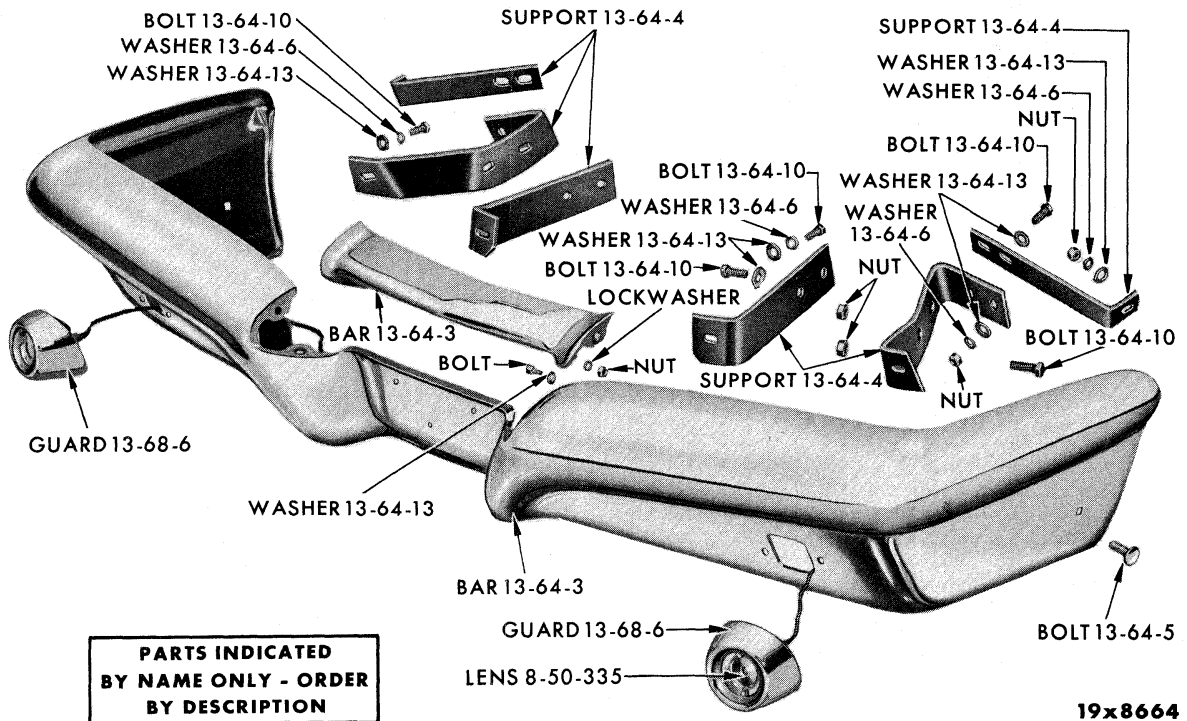
**PARTS INDICATED  
BY NAME ONLY - ORDER  
BY DESCRIPTION**

19x8615

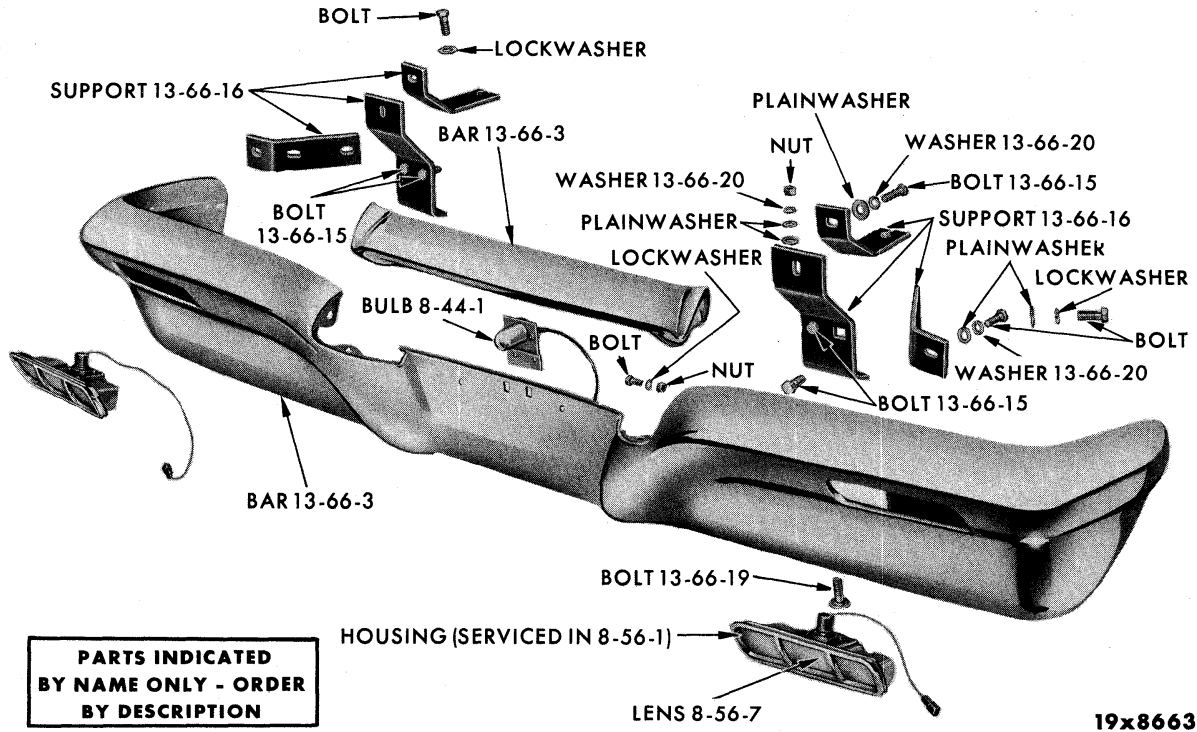
FRONT BUMPER - CHRYSLER PC2-3 AND PC300F



REAR BUMPER - CHRYSLER PC1-2-3 AND PC300F

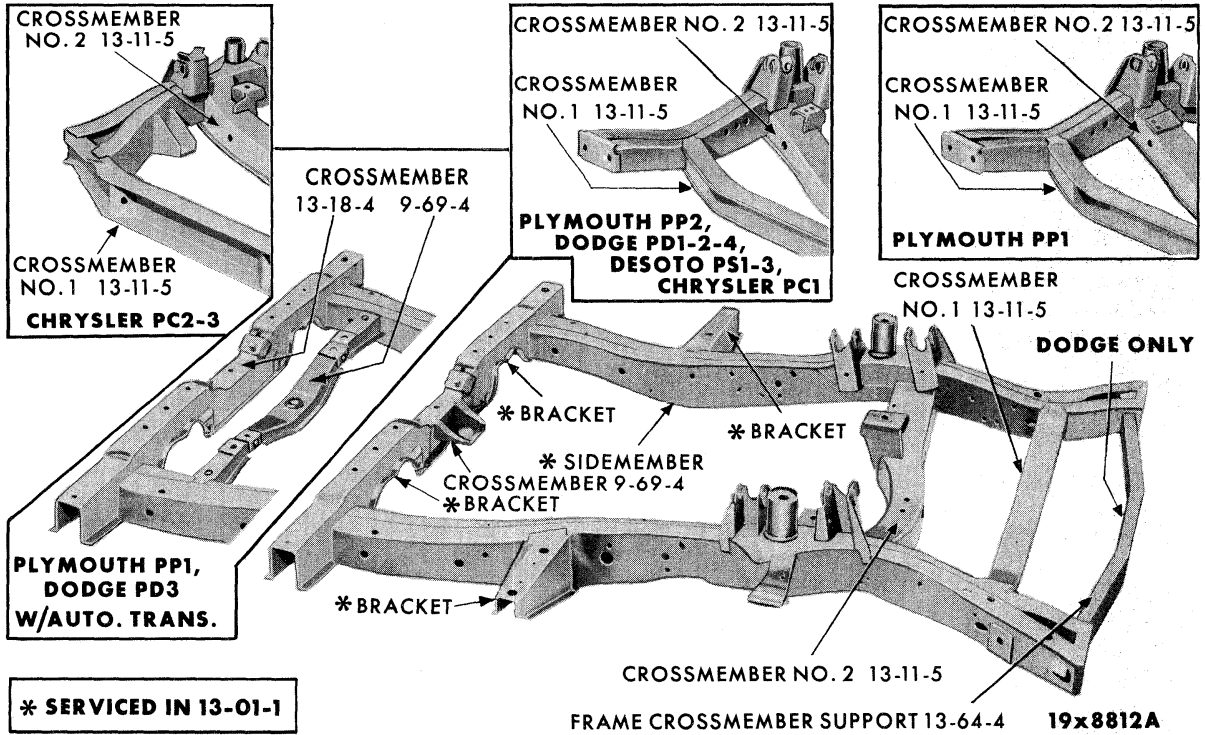


FRONT BUMPER - IMPERIAL PY1

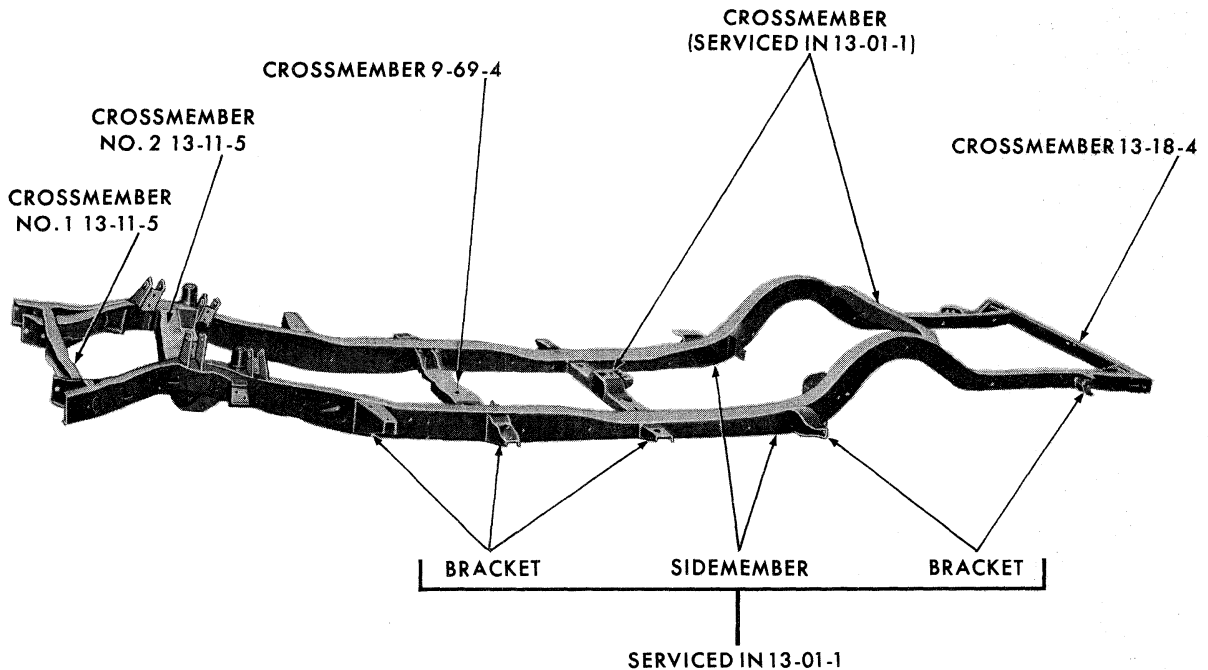


REAR BUMPER - IMPERIAL PY1

NOTES



FRAME - EXCEPT IMPERIAL PY1



FRAME - IMPERIAL PY1





CODE	PART NAME AND DESCRIPTION	NO. OF CYL.	PLYMOUTH	DODGE	DESOTO	CHRYSLER AND IMPERIAL	PER CAR	PART NUMBER
<b>GROUP 13 - FRAME</b>								
<b>13-01-0 FRAME ASSEMBLY</b>								
13-01-1	FRAME, PP1, PD3 . . . . .	6	60	60	-	-	1	2122 623
	PP2, PD1, PD2, PD4, PC1 . . . . .	8	60	60	60	60	1	2122 622
	PC2, PC3 . . . . .	8	-	-	-	60	1	2123 390
	PY1 except Cv. Cp. . . . .	8	-	-	-	60	1	E2123 391
	PY1 Cv. Cp. . . . .	8	-	-	-	60	1	1944 369
<b>13-11-0 FRAME FRONT CROSSMEMBER</b>								
13-11-5	CROSSMEMBER, No. 1, PC1 . . . . .	6-8	60	60	60	60	1	1940 961
	PC2, PC3 . . . . .	8	-	-	-	60	1	1940 920
	PY1 . . . . .	8	-	-	-	60	1	2200 801
	No. 2, w/BRACKETS, PP1, PD3 . . . . .	6	60	60	-	-	1	E2204 317
	PP2, PD1, PD2, PD4, PC1 . . . . .	8	60	60	60	60	1	2122 620
	PC2, PC3, PY1 . . . . .	8	-	-	-	60	1	2122 621
<b>13-18-0 FRAME REAR CROSSMEMBER</b>								
13-18-4	CROSSMEMBER, w/Auto. Trans. . . . .	6	60	60	-	-	1	2123 354
	PY1 . . . . .	8	-	-	-	60	1	1944 407
13-18-31	SEAL, Frame Sub-Sidemember Splash Shield, PC2, PC3, PY1 (sold by the foot) . . . . .	8	-	-	-	60	★	1242 974
13-18-32	CLIP, Frame Sub-Sidemember Splash Shield, PC2, PC3, PY1 . . . . .	8	-	-	-	60	2	1674 082
<b>13-34-0 BATTERY HOLD-DOWN STRAP</b>								
13-34-3	STRAP . . . . .	6-8	60	60	60	60	1	1828 352
<b>13-36-0 BATTERY HOLD-DOWN STUD</b>								
13-36-5	STUD, Inner . . . . .	6-8	60	60	60	60	1	1408 918
	Outer . . . . .	6-8	60	60	60	60	1	1408 915
<b>13-54-0 FRAME REAR SPRING HANGER</b>								
13-54-4	HANGER, Rear Spring, Front, except Sub., PC1, PC2, PC3 . . . . .	6-8	60	60	60	60	2	1948 359
	Sub. . . . .	6-8	60	60	-	60	2	1948 867
	PY1 . . . . .	8	-	-	-	60	2	1734 502
13-54-11	BOLT, Rear Hanger, PC1, PC2, PC3 . . . . .	6-8	60	60	60	60	4	2200 685
13-54-15	HANGER, Rear Spring, Rear, PD3, PD4, PC2, PC3, except Sub. . . . .	6-8	60	60	-	60	2	1948 354
	Sub., PC1 . . . . .	6-8	60	60	-	60	2	1948 878
	Except Sub., PD1, PD2, PC1 . . . . .	8	-	60	60	60	2	1948 880
	Sub., PC3 . . . . .	8	-	-	-	60	2	1948 377
	PY1 . . . . .	8	-	-	-	60	2	1735 128
<b>13-64-0 FRONT BUMPER FACE BAR</b>								
13-64-3	BAR, Face . . . . .	6-8	60	-	-	-	1	1948 067
	Used w/Guard . . . . .	8	-	-	60	-	1	1948 961
	Used w/o Guard, PS1, PC1 . . . . .	8	-	-	60	60	1	1948 081
	PC2, PC3 . . . . .	8	-	-	-	60	1	1940 386
	PY1 . . . . .	8	-	-	-	60	1	1940 390
	Center . . . . .	6-8	-	60	-	-	1	1940 369
	Right, Impact Bar, used w/o Guard . . . . .	6-8	-	60	-	-	1	1940 372
	Left, Impact Bar, used w/o Guard . . . . .	6-8	-	60	-	-	1	1940 373
	Right, Impact Bar, used w/Guard . . . . .	6-8	-	60	-	-	1	1945 968
	Left, Impact Bar, used w/Guard . . . . .	6-8	-	60	-	-	1	1945 969
	Right, Extension, PC1, PC2, PC3 . . . . .	8	-	-	60	60	1	1940 384
	Left, Extension, PC1, PC2, PC3 . . . . .	8	-	-	60	60	1	1940 385
	Tie Bar, PY1 . . . . .	8	-	-	-	60	1	1940 391

★ Indicates use as required.

Numerals in parentheses ( ) refer to notes.

Printed in U.S.A.

⊠ Indicates parts not listed in any previous parts book.

Prices and specifications subject to change without notice.

\* Indicates change or addition.

CODE	PART NAME AND DESCRIPTION	NO. OF CYL.	PLYMOUTH	DODGE	DESOTO	CHRYSLER AND IMPERIAL	PER CAR	PART NUMBER
<b>13-64-O FRONT BUMPER FACE BAR - Cont'd</b>								
13-64-4	SUPPORT, Right . . . . .	6-8	60	-	-	-	1	1948 950
	Left . . . . .	6-8	60	-	-	-	1	1948 951
	Right . . . . .	6-8	-	60	-	-	1	1948 022
	Left . . . . .	6-8	-	60	-	-	1	1948 023
	Frame Crossmember . . . . .	6-8	-	60	-	-	1	1944 399
	Upper, PC1 . . . . .	8	-	-	60	60	2	1948 099
	Lower, PC1 . . . . .	8	-	-	60	60	2	E1948 994
	Right, Outer, PC2, PC3 . . . . .	8	-	-	-	60	1	1945 956
	Left, Outer, PC2, PC3 . . . . .	8	-	-	-	60	1	1945 957
	Right, PC2, PC3 . . . . .	8	-	-	-	60	1	1945 954
	Left, PC2, PC3 . . . . .	8	-	-	-	60	1	1945 955
	Right, Outer End, PY1 . . . . .	8	-	-	-	60	1	1945 938
	Left, Outer End, PY1 . . . . .	8	-	-	-	60	1	1945 939
	Right, Inner, PY1 . . . . .	8	-	-	-	60	1	1945 936
	Left, Inner, PY1 . . . . .	8	-	-	-	60	1	1945 937
	Right, Outer, PY1 . . . . .	8	-	-	-	60	1	1945 934
	Left, Outer, PY1 . . . . .	8	-	-	-	60	1	1945 935
13-64-5	BOLT, Bumper to Support, PC2, PC3 . . . . .	6-8	60	60	-	60	4	1551 097
	Extension to Support and Bumper, PC2, PC3 . . . . .	8	-	-	-	60	★	1551 097
	Bumper to Outer Support, PY1 . . . . .	8	-	-	-	60	2	1551 766
	STUD, Bumper to Support, PC2, PC3 . . . . .	8	-	-	-	60	2	*1730 281
13-64-6	WASHER, Bumper and Support Bolt Lock . . . . .	6-8	60	60	60	60	★	1137 795
	Pyramidal Toothed, PC1, PC2, PC3 . . . . .	8	-	-	60	60	2	*1945 966
13-64-8	BOLT, Bumper to Frame, PC1 . . . . .	8	-	-	60	60	4	1948 100
13-64-10	STUD, Bumper Support Inner, PC2, PC3 . . . . .	8	-	-	-	60	4	1639 477
	To Frame . . . . .	6-8	-	60	-	-	4	1820 114
	To Frame, PY1 . . . . .	8	-	-	-	60	8	1948 970
	NUT, w/RETAINER, Bumper Support to Frame Bolt, PC1 . . . . .	8	-	-	-	60	2	E6012 083
13-64-13	WASHER, Support to Frame Bolt, PY1 . . . . .	8	-	-	-	60	6	1948 969
	Bumper to Crossmember Bolt . . . . .	6-8	60	-	-	-	4	*1616 746
	PLATE, Trim, Right . . . . .	6-8	-	60	-	-	2	E1943 554
13-64-17	PLATE, Trim, Right . . . . .	6-8	-	60	-	-	1	1940 374
	Left . . . . .	6-8	-	60	-	-	1	1940 375
13-64-23	SKIRT, Front Bumper . . . . .	6-8	-	60	-	-	1	1940 371
13-64-57	PLUG, Tie Bar Hole . . . . .	6-8	60	-	-	-	2	*6012 060
13-64-72	BRACKET, Bumper to Crossmember, Right . . . . .	6-8	-	60	-	-	1	1948 040
	Left . . . . .	6-8	-	60	-	-	1	1948 041
13-64-100	REINFORCEMENT, Support to Frame . . . . .	6-8	60	-	-	-	2	1730 272
13-64-141	MOULDING, Skirt, Right, PD1, PD2 . . . . .	8	-	60	-	-	1	1948 974
	Left, PD1, PD2 . . . . .	8	-	60	-	-	1	1948 975
13-64-144	CLIP, Moulding to Skirt, PD1, PD2 . . . . .	8	-	60	-	-	12	E6010 093
13-64-149	STABILIZER, w/BOLT . . . . .	6-8	60	-	-	-	2	1948 108
	Right . . . . .	6-8	-	60	-	-	1	1948 024
	Left . . . . .	6-8	-	60	-	-	1	1948 025
	Right, Skirt to Support . . . . .	6-8	-	60	-	-	1	1948 042
	Left, Skirt to Support . . . . .	6-8	-	60	-	-	1	1948 043
	Right, Support, PC2, PC3 . . . . .	8	-	-	-	60	1	1948 062
	Left, Support, PC2, PC3 . . . . .	8	-	-	-	60	1	1948 063
13-64-151	NUT, w/WASHER, Stabilizer to Fender Bolt . . . . .	6-8	60	-	-	-	2	6012 008
13-64-152	BOLT, Bumper to Stabilizer . . . . .	6-8	60	60	-	-	2	1551 097
<b>13-66-O REAR BUMPER FACE BAR</b>								
13-66-3	BAR, Face, except Sub., used w/o Guards . . . . .	6-8	-	60	-	-	1	1940 379
	Except Sub., used w/Guards . . . . .	6-8	-	60	-	-	1	1940 380
	Used w/Guards . . . . .	8	-	-	60	-	1	1948 960
	Except Sub., used w/o Guards, PS1, PC1, PC2 . . . . .	8	-	-	60	60	1	1940 387
	Except Sub., used w/Guards, PC1, PC2, PC3, PY1 . . . . .	8	-	-	-	60	1	1948 083
		8	-	-	-	60	1	1940 392

★ Indicates use as required.

Numerals in parentheses ( ) refer to notes.

Printed in U.S.A.

E Indicates parts not listed in any previous parts book.  
Dec. 10, 1959 Supersedes Oct. 1, 1959.

Prices and specifications subject to change without notice.

\* Indicates change or addition.

CODE	PART NAME AND DESCRIPTION	NO. OF CYL.	PLYMOUTH	DODGE	DESOTO	CHRYSLER AND IMPERIAL	PER CAR	PART NUMBER
<b>13-66-O REAR BUMPER FACE BAR - Cont'd</b>								
13-66-3	BAR - Cont'd							
	Center, except Sub. . . . .	6-8	60	-	-	-	1	1941 022
	Sub. . . . .	6-8	60	-	-	-	1	1941 005
	Sub. . . . .	6-8	-	60	-	-	1	1940 408
	Sub., PC1, PC3 . . . . .	8	-	-	-	60	1	1940 409
	Right, Extension, except Sub. . . . .	6-8	60	-	-	-	1	1941 020
	Left, Extension, except Sub. . . . .	6-8	60	-	-	-	1	1941 021
	Right, Extension, Sub. . . . .	6-8	60	-	-	-	1	1940 410
	Left, Extension, Sub. . . . .	6-8	60	-	-	-	1	1940 411
	Right, Extension, Sub., used w/Step Pad . . . . .	6-8	-	60	-	-	1	1948 954
	Left, Extension, Sub., used w/Step Pad . . . . .	6-8	-	60	-	-	1	1948 955
	Right, Extension, Sub., used w/o Step Pad . . . . .	6-8	-	60	-	-	1	1940 412
	Left, Extension, Sub., used w/o Step Pad . . . . .	6-8	-	60	-	-	1	1940 413
	Right, Extension, PC1, PC2, PC3 . . . . .	8	-	-	60	60	1	1940 388
	Left, Extension, PC1, PC2, PC3 . . . . .	8	-	-	60	60	1	1940 389
	Tie Bar, PY1 . . . . .	8	-	-	-	60	1	1940 393
13-66-9	DOOR, Bumper, except Sub. . . . .	6-8	-	60	-	-	1	1940 378
13-66-10	PIN, Bumper Door, except Sub. . . . .	6-8	-	60	-	-	1	1940 395
13-66-14	COVER, Back-Up Lamp Opening, PD1, PD2 . . . . .	8	-	60	-	-	2	2094 082
	PD3, PD4 . . . . .	6-8	-	60	-	-	2	2094 083
13-66-15	BOLT, Bumper to Vertical and Upper Support, PY1 . . . . .	8	-	-	-	60	2	1820 113
	Bumper Vertical Support to Frame, PY1 . . . . .	8	-	-	-	60	4	1945 945
	PLUG, Button, Step Bolt Hole, Sub. . . . .	6-8	60	-	-	60	2	6012 070
13-66-16	SUPPORT, Right, Sub. . . . .	6-8	60	-	-	-	1	1945 952
	Left, Sub. . . . .	6-8	60	-	-	-	1	1945 953
	Right, except Sub. . . . .	6-8	60	-	-	-	1	1948 038
	Left, except Sub. . . . .	6-8	60	-	-	-	1	1948 039
	Right, except Sub. . . . .	6-8	-	60	-	-	1	1948 070
	Left, except Sub. . . . .	6-8	-	60	-	-	1	1948 071
	Right, Sub. . . . .	6-8	-	60	-	-	1	1945 950
	Left, Sub. . . . .	6-8	-	60	-	-	1	1945 951
	Right, except Sub., PC1, PC2, PC3 . . . . .	8	-	-	60	60	1	1940 376
	Left, except Sub., PC1, PC2, PC3 . . . . .	8	-	-	60	60	1	1940 377
	Right, Sub., PC1, PC3 . . . . .	8	-	-	-	60	1	1945 948
	Left, Sub., PC1, PC3 . . . . .	8	-	-	-	60	1	1945 949
	Vertical, PY1 . . . . .	8	-	-	-	60	2	1941 031
	Right, Outer, PY1 . . . . .	8	-	-	-	60	1	1941 032
	Left, Outer, PY1 . . . . .	8	-	-	-	60	1	1941 033
	Upper, PY1 . . . . .	8	-	-	-	60	2	1941 034
13-66-17	WASHER, Bumper Vertical Support to Frame Bolt, PY1 . . . . .	8	-	-	-	60	4	1616 746
13-66-18	SHIM, Support to Frame, PY1, .06" thk. . . . .	8	-	-	-	60	★	E6010 025
13-66-19	BOLT, Bumper to Support . . . . .	6-8	60	60	60	60	★	1551 097
13-66-20	WASHER, Bumper and Support Bolt Lock . . . . .	6-8	60	60	60	60	★	1137 795
	Bumper to Crossmember Bolt Lock . . . . .	6-8	60	60	-	-	4	1943 554
	Support to Extension Bolt Lock . . . . .	8	-	-	60	-	4	1945 966
13-66-23	BUTTON, Jacking, except Sub., PC1, PC2, PC3 . . . . .	8	-	-	60	60	2	1948 972
13-66-24	PLATE, to Support, except Sub. . . . .	6-8	60	-	-	-	2	1948 045
	Sub. . . . .	6-8	60	60	-	60	2	1948 015
13-66-25	SPRING, Bumper Door, except Sub. . . . .	6-8	-	60	-	-	1	1948 076
13-66-26	HINGE, Bumper Door, except Sub. . . . .	6-8	-	60	-	-	2	1948 077
13-66-27	BUSHING, Bumper Door Pin, except Sub. . . . .	6-8	-	60	-	-	1	1948 967
13-66-28	FASTENER, Support Bar Jacking Bracket Pad, Sub. . . . .	6-8	60	60	-	60	2	6006 456
13-66-64	BRACKET, Bumper to Extension, Right, except Sub., PC1, PC2, PC3 . . . . .	8	-	-	60	60	1	1945 976
	Left, except Sub., PC1, PC2, PC3 . . . . .	8	-	-	60	60	1	1945 977

★ Indicates use as required.

Numerals in parentheses ( ) refer to notes.

Printed in U.S.A.

□ Indicates parts not listed in any previous parts book.

Prices and specifications subject to change without notice.

\* Indicates change or addition.

# 1960 PASSENGER CAR PARTS CATALOG

CODE	PART NAME AND DESCRIPTION	NO. OF CYL.	PLYMOUTH	DODGE	DESOTO	CHRYSLER AND IMPERIAL	PER CAR	PART NUMBER
<b>13-66-O REAR BUMPER FACE BAR - Cont'd</b>								
13-66-106	DEFLECTOR, Deck Opening Lower Panel Stone, except Sub., PC1, PC2, PC3 . . . . .	8	-	-	60	60	1	1960 970
13-66-116	SEAL, Stone Shield to Bumper, except Sub. Deck Opening Lower Panel Stone Deflector, except Sub., PC1, PC2, PC3 . . . . .	6-8	60	-	-	-	1	1954 401
13-66-117	RETAINER, Deck Opening Lower Panel to Rear Bumper Seal, except Sub. . . . .	8	-	-	60	60	1	1961 129
13-66-135	STABILIZER, w/NUT, Right, except Sub., PC1, PC2, PC3 . . . . .	6-8	60	-	-	-	1	1954 572
	Left, except Sub., PC1, PC2, PC3 . . . . .	8	-	-	60	60	1	1948 106
13-66-139	BOLT, Stabilizer to Bumper, except Sub., PC1, PC2, PC3 . . . . .	8	-	-	60	60	1	1948 107
13-66-147	STEP PAD, 4 D. Sub., 3 Seater . . . . .	6-8	60	-	-	60	2	1551 098
	4 D. Sub., 3 Seater . . . . .	6-8	-	60	-	-	2	1948 095
<b>13-68-O BUMPER GUARDS</b>								
13-68-6	GUARD, Front, Right . . . . .	6-8	-	60	-	-	1	1945 960
	Left . . . . .	6-8	-	60	-	-	1	1945 961
	Right . . . . .	8	-	-	60	-	1	1940 990
	Left . . . . .	8	-	-	60	-	1	1940 991
	Right, PY1 . . . . .	8	-	-	-	60	1	1940 994
	Left, PY1 . . . . .	8	-	-	-	60	1	1940 995
	GUARD, Bumper, Rear, w/PILLAR, Right, except Sub. . . . .	6-8	-	60	-	-	1	1948 958
	Left, except Sub. . . . .	6-8	-	60	-	-	1	1948 959
	Except Sub., PC1, PC2, PC3 . . . . .	8	-	-	60	-	1	1948 047
13-68-10	WASHER, Bumper to Guard Bolt Lock, Rear . . . . .	8	-	-	60	-	3	1137 795
13-68-18	WASHER, Bumper to Support Bolt, Sub. . . . .	6-8	60	60	60	-	2	1137 795
	CUSHION, Bumper Guard, Rear . . . . .	8	-	-	60	-	1	1948 048
	Except Sub., PC1, PC2, PC3 . . . . .	8	-	-	-	60	2	1940 402
	CUSHION, Bumper Guard, Front . . . . .	6-8	-	60	-	-	2	1945 964
	Front . . . . .	8	-	-	60	-	2	1940 992
<b>13-72-O BUMPER JACK AND HANDLE</b>								
13-72-1	JACK, except Sub. . . . .	6-8	60	-	-	-	1	2123 198
	Sub. . . . .	6-8	60	-	-	-	1	2123 196
	Except Sub. . . . .	6-8	-	60	-	-	1	2123 184
	Sub. . . . .	6-8	-	60	-	-	1	2123 826
	PC1, PC2, PC3 . . . . .	8	-	-	60	60	1	2123 188
	PY1 . . . . .	8	-	-	-	60	1	2123 193
13-72-2	JACK HANDLE, PC1, PC2, PC3 . . . . .	6-8	60	60	60	60	1	1736 990
	PY1 . . . . .	8	-	-	-	60	1	1737 009
13-72-3	HOOK, Bumper except Sub. . . . .	6-8	60	-	-	-	1	E2201 012
	Except Sub. . . . .	6-8	-	60	-	-	1	E2201 014
	Sub. . . . .	6-8	60	-	-	-	1	E2201 013
	PC1, PC2, PC3 . . . . .	8	-	-	60	60	1	E2201 015
	PY1 . . . . .	8	-	-	-	60	1	E2201 017

## NOTES

---



---



---



---



---



---



---

★ Indicates use as required.

Numerals in parentheses ( ) refer to notes.

Printed in U.S.A.

□ Indicates parts not listed in any previous parts book.

Prices and specifications subject to change without notice.

\* Indicates change or addition.