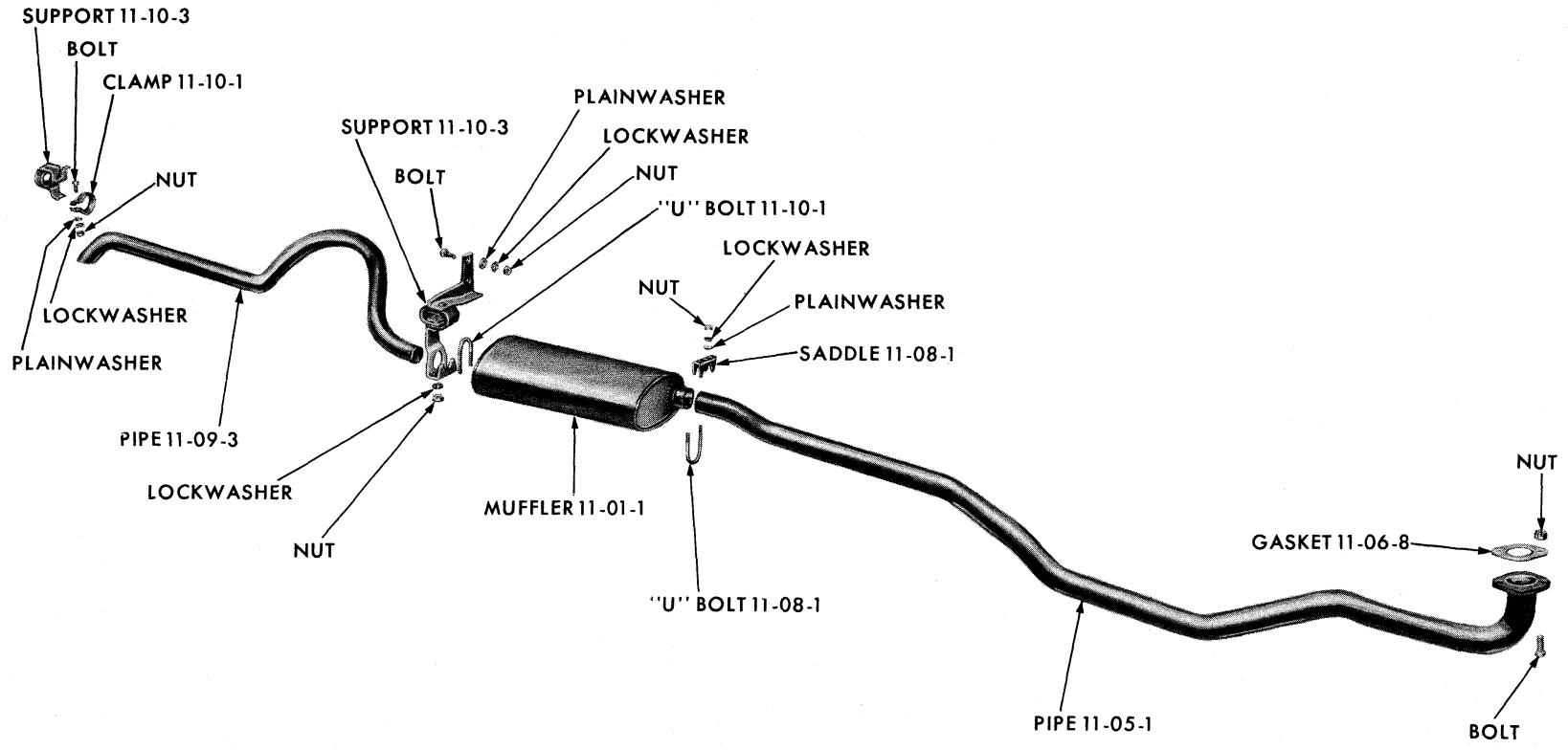


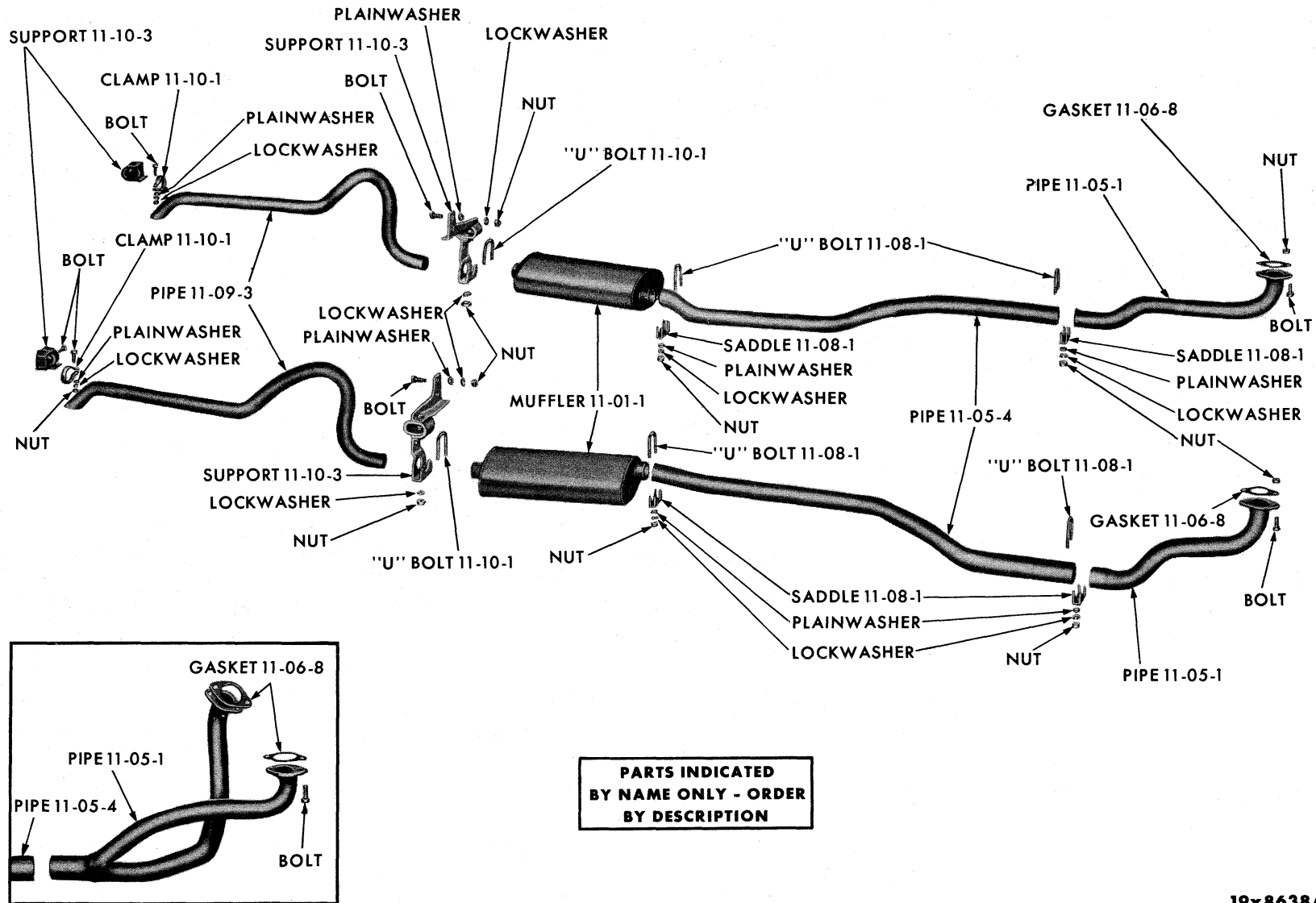
GROUP 11 - EXHAUST

19x8644A



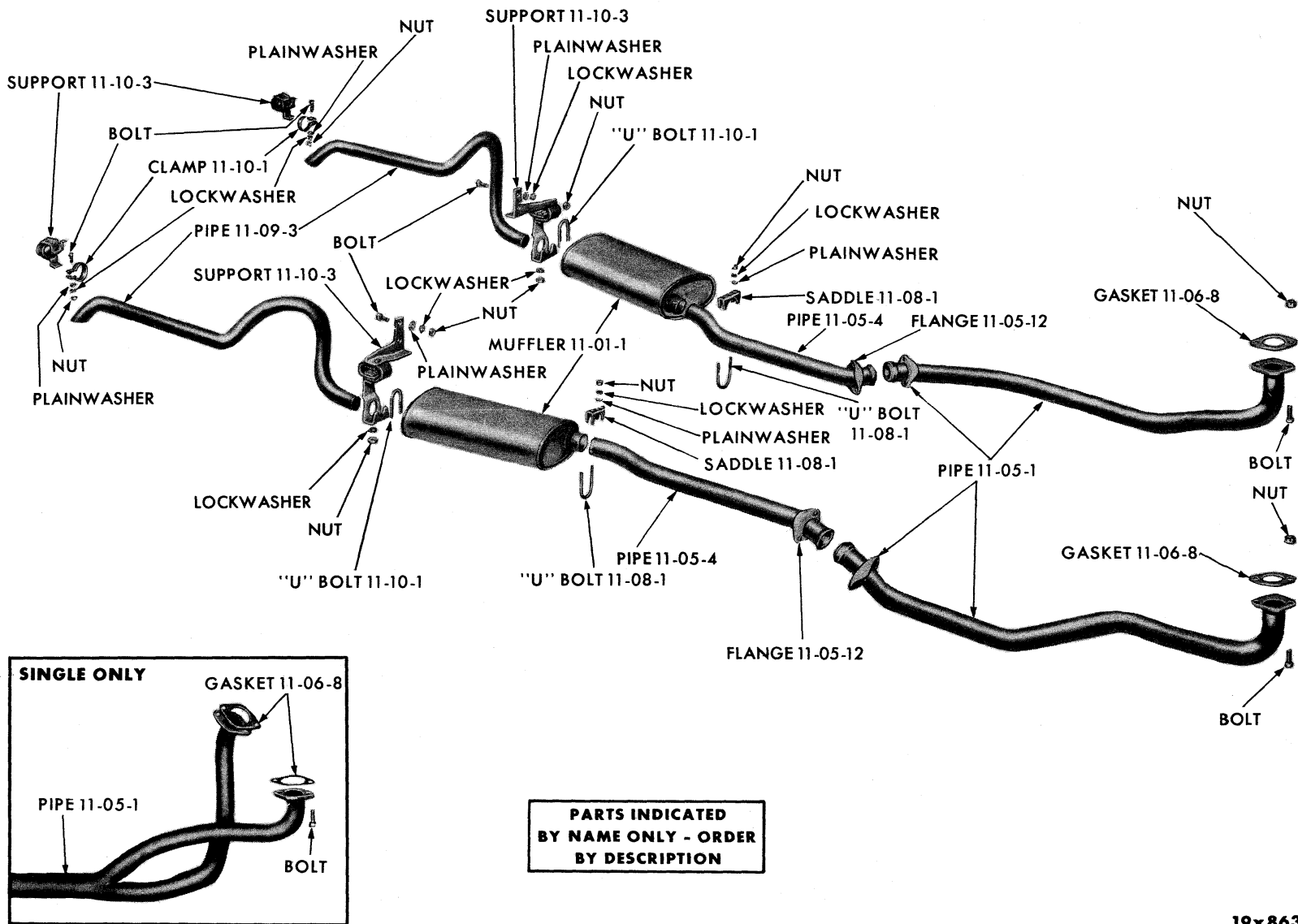
**PARTS INDICATED
BY NAME ONLY - ORDER
BY DESCRIPTION**

EXHAUST SYSTEM - PLYMOUTH PP1 AND DODGE PD3



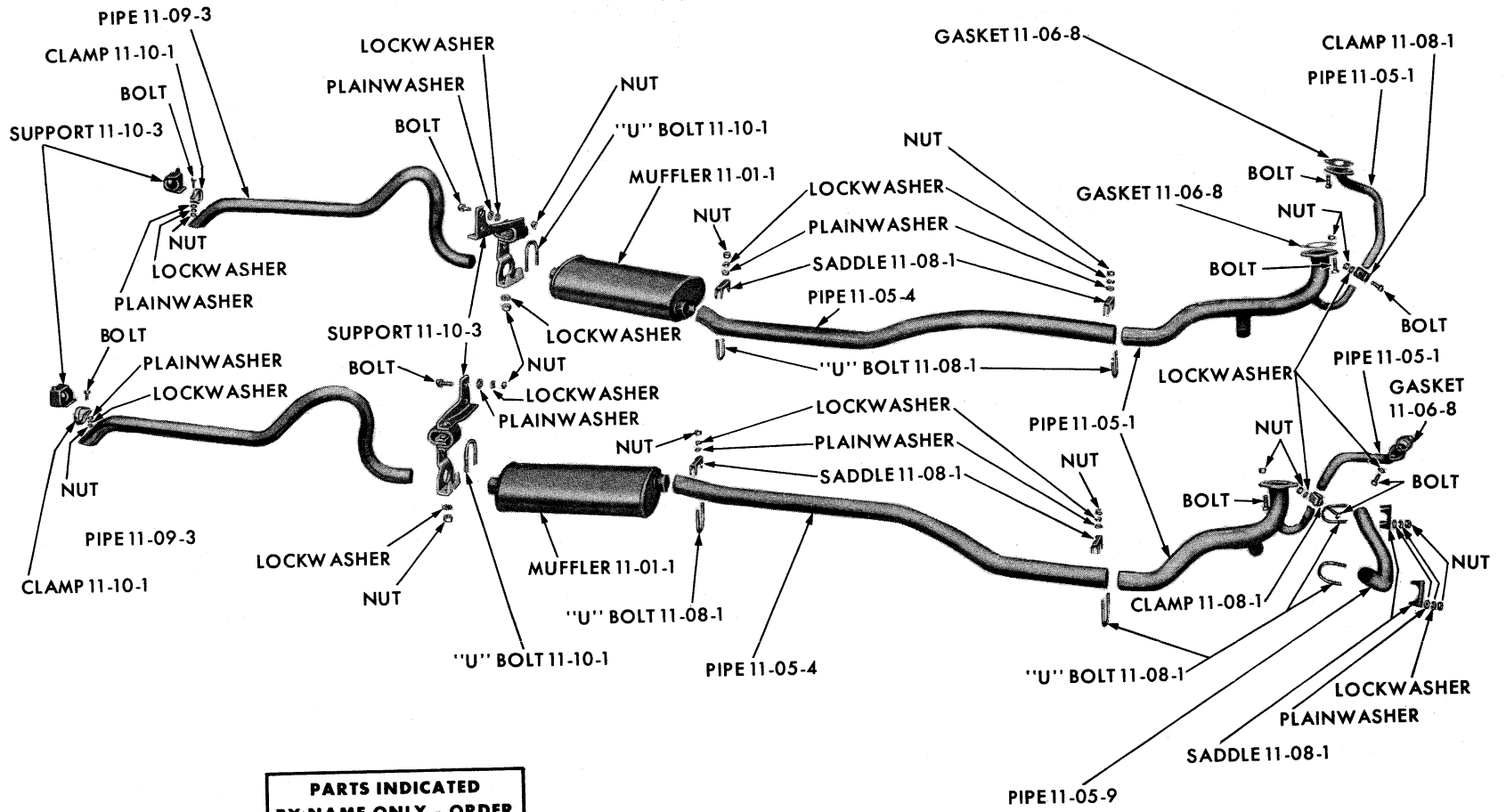
19x8638A

EXHAUST SYSTEM - PLYMOUTH PP2; PLYMOUTH PP2 AND DODGE PD1-2-4 (WITH HIGH PERFORMANCE ENGINE)



19x8639A

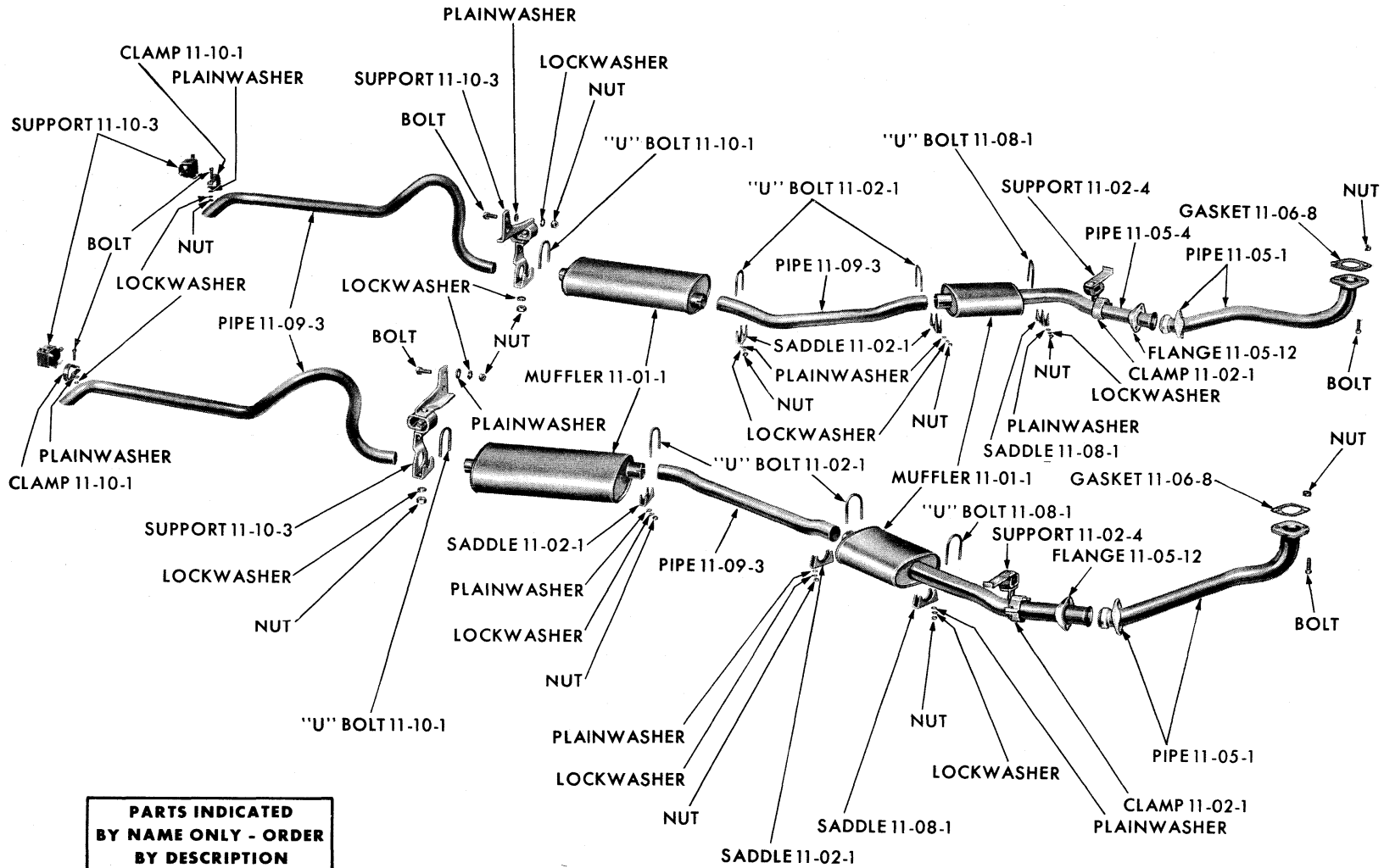
EXHAUST SYSTEM - DODGE PD1-2, DESOTO PS1-3 AND CHRYSLER PC1-2



**PARTS INDICATED
BY NAME ONLY - ORDER
BY DESCRIPTION**

19x8640A

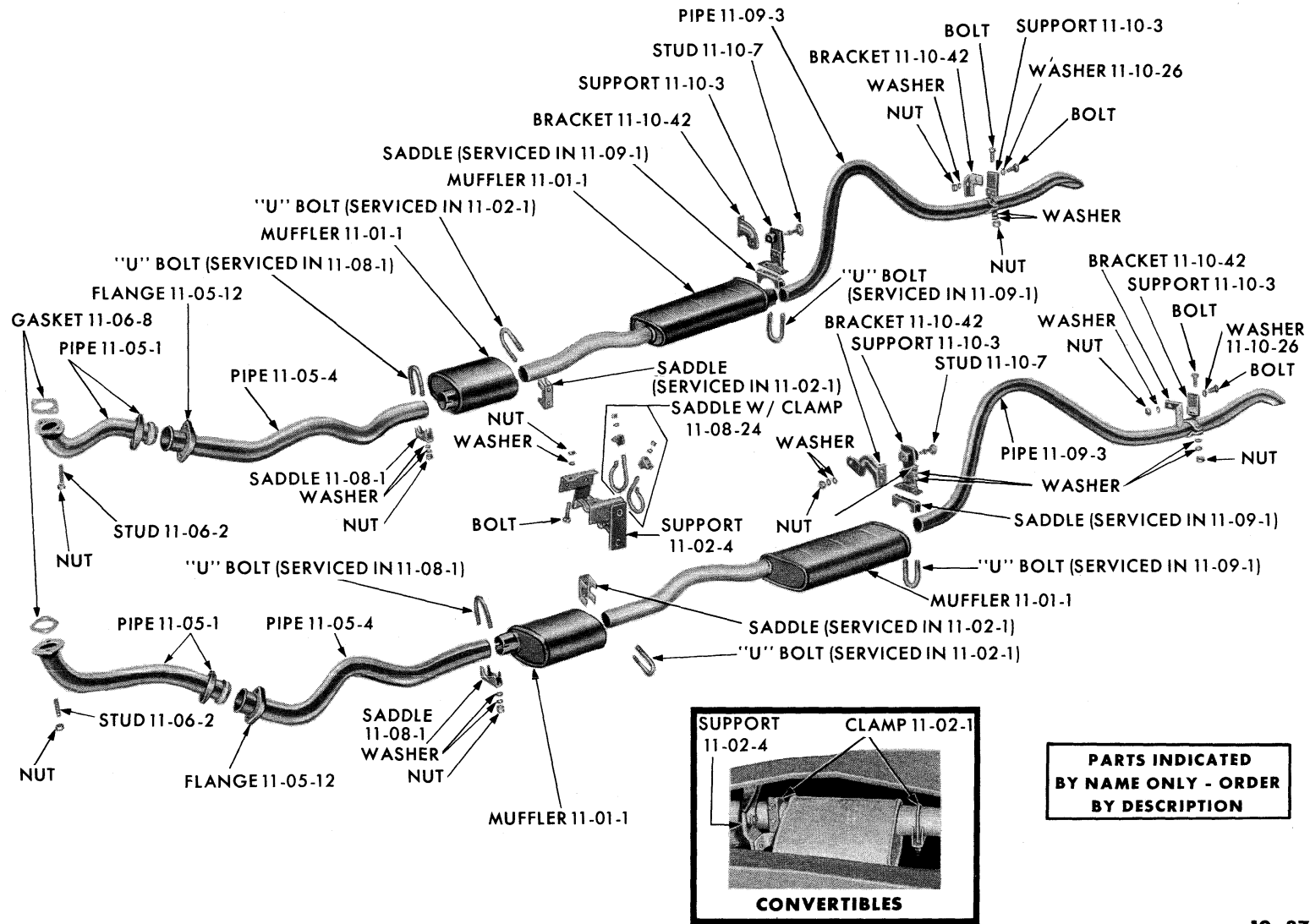
EXHAUST SYSTEM - PLYMOUTH PP2, DODGE PD1-2-4 AND CHRYSLER PC300F, WITH RAM MANIFOLD



**PARTS INDICATED
BY NAME ONLY - ORDER
BY DESCRIPTION**

19x8637

EXHAUST SYSTEM - CHRYSLER PC2-3



19x8743

EXHAUST SYSTEM - IMPERIAL PY1

CODE	PART NAME AND DESCRIPTION	NO. OF CYL.	PLYMOUTH	DODGE	DESOTO	CHRYSLER AND IMPERIAL	PER CAR	PART NUMBER
GROUP 11 - EXHAUST								
11-01-0 MUFFLER								
11-01-1	MUFFLER, PP1, PD3	6	60	60	-	-	1	2201 424
	PP2, PD4, Single Exhaust	8	60	60	-	-	1	2122 831
	w/o High Performance or Ram Manifold, PP2, Dual Exhaust	8	60	-	-	-	2	2201 424
	w/o High Performance or Ram Manifold, PS1, PS3, Dual Exhaust	8	-	-	60	-	2	2122 834
	w/High Performance or Ram Manifold, PP2, PD1, PD1-D500, PD2, PD2-D500, PD4, PD4-D500, PS1, PS3, PC3-300, Dual Exhaust .	8	60	60	60	60	2	2122 831
	PD1, PD2, PS1, PS3, PC1, PC2, Single Exhaust	8	-	60	60	60	1	2122 833
	Front, PC2, PC3, Dual Exhaust	8	-	-	-	60	2	2122 835
	Rear, PC2, PC3, Dual Exhaust	8	-	-	-	60	2	2122 834
	Front, PY1 except Cv. Cp., Dual Exhaust . . .	8	-	-	-	60	2	2123 425
	Rear, PY1 except Cv. Cp., Dual Exhaust . . .	8	-	-	-	60	2	1948 309
	Front, PY1 Cv. Cp., Dual Exhaust	8	-	-	-	60	2	2122 795
	Rear, Right, PY1 Cv. Cp., Dual Exhaust . . .	8	-	-	-	60	1	1948 265
	Rear, Left, PY1 Cv. Cp., Dual Exhaust	8	-	-	-	60	1	1948 264
11-02-0 MUFFLER SUPPORT								
11-02-1	CLAMP PACKAGE, Front Muffler Support, PC2, PC3, Dual Exhaust	8	-	-	-	60	2	1321 109
	Muffler Intermediate Pipe, PC2, PC3, PY1, Dual Exhaust	8	-	-	-	60	4	1843 008
11-02-4	SUPPORT, Front Muffler Intermediate Tail Pipe, Right, PC2, PC3	8	-	-	-	60	1	2122 796
	Left, PC2, PC3	8	-	-	-	60	1	1948 549
	PY1 except Cv. Cp.	8	-	-	-	60	1	1945 709
	Right, PY1 Cv. Cp.	8	-	-	-	60	1	1820 319
	Left, PY1 Cv. Cp.	8	-	-	-	60	1	1820 318
11-05-0 EXHAUST PIPE								
11-05-1	PIPE, 91" lgh., PP1, PD3, except Sub.	6	60	60	-	-	1	2200 377
	95" lgh., PP1, PD3, Sub.	6	60	60	-	-	1	2200 379
	23" lgh., PP2, PD4, LHD., Single Exhaust . .	8	60	60	-	-	1	1943 901
	Right, 88 1/2" lgh., PP2 except Sub., w/o High Performance or Ram Manifold, LHD., Dual Exhaust	8	60	-	-	-	1	1948 176
	Left, 81" lgh., PP2 except Sub., w/o High Performance or Ram Manifold, LHD., Dual Exhaust	8	60	-	-	-	1	1948 174
	Right, 92 1/2" lgh., PP2 Sub., w/o High Performance or Ram Manifold, LHD., Dual Exhaust	8	60	-	-	-	1	1948 554
	Left, 85" lgh., PP2 Sub., w/o High Perform- ance or Ram Manifold, LHD., Dual Exhaust.	8	60	-	-	-	1	1948 552
	Right, 18" lgh., w/High Performance, PP2, PD1, PD2, PD4, Dual Exhaust	8	60	60	-	-	1	2122 790
	Left, 25 3/4" lgh., w/High Performance, PP2, PD1, PD2, PD4, Dual Exhaust	8	60	60	-	-	1	2122 788
	Right, 17 7/8" lgh., PP2, PD1, PD2, PD4, PS1, PS3, w/Ram Manifold, LHD., Dual Exhaust	8	60	60	60	-	1	2122 689
	Left, 25 3/4" lgh., PP2, PD1, PD2, PD4, PS1, PS3, w/Ram Manifold, LHD., Dual Exhaust	8	60	60	60	-	1	2122 677

★ Indicates use as required.

Numerals in parentheses () refer to notes.

Printed in U.S.A.

⊠ Indicates parts not listed in any previous parts book.

Prices and specifications subject to change without notice.

* Indicates change or addition.

1960 PASSENGER CAR PARTS CATALOG

CODE	PART NAME AND DESCRIPTION	NO. OF CYL.	PLYMOUTH	DODGE	DESOTO	CHRYSLER AND IMPERIAL	PER CAR	PART NUMBER
11-05-0 EXHAUST PIPE - Cont'd								
11-05-1	PIPE - Cont'd							
	Right, 10" lgh., By-Pass, PP2, PD1, PD2, PD4, PS1, PS3, w/Ram Manifold, LHD., Dual Exhaust	8	60	60	60	-	1	2122 692
	Left, 7 3/4" lgh., By-Pass, PP2, PD1, PD2, PD4, PS1, PS3, w/Ram Manifold, LHD., Dual Exhaust	8	60	60	60	-	1	2122 681
	53 1/4" lgh., PD1, PD2, PS1, PS3, LHD., Single Exhaust	8	-	60	60	-	1	2123 462
	Right, 22 3/4" lgh., LHD., w/o Ram Manifold, Dual Exhaust	8	-	-	60	-	1	2123 477
	Left, 28 3/4" lgh., LHD., w/o Ram Manifold, Dual Exhaust	8	-	-	60	-	1	2123 475
	53 1/4" lgh., PC1, PC2, Single Exhaust	8	-	-	-	60	1	2123 472
	Right, 22 1/2" lgh., PC2, PC3, Dual Exhaust	8	-	-	-	60	1	2123 481
	Left, 28 3/4" lgh., PC2, PC3, Dual Exhaust	8	-	-	-	60	1	2123 479
	Right, 18" lgh., PC3-300, w/Ram Manifold, Dual Exhaust	8	-	-	-	60	1	2122 705
	Left, 36" lgh., PC3-300, w/Ram Manifold, Dual Exhaust	8	-	-	-	60	1	2122 696
	Right, 18" lgh., By-Pass, PC3-300, w/Ram Manifold, Dual Exhaust	8	-	-	-	60	1	2122 708
	Left, 12" lgh., By-Pass, PC3-300, w/Ram Manifold, Dual Exhaust	8	-	-	-	60	1	2122 702
	Right, 7" lgh., PY1, Dual Exhaust	8	-	-	-	60	1	1948 166
	Left, 24 1/8" lgh., PY1, Dual Exhaust	8	-	-	-	60	1	1948 164
11-05-4	PIPE, Exhaust Extension, 66" lgh., PP2, PD4, except Sub., LHD., Single Exhaust /	8	60	60	-	-	1	1948 564
	70" lgh., PP2, PD4, Sub., LHD., Single Exhaust	8	60	60	-	-	1	1948 565
	Right, 66" lgh., w/High Performance or Ram Manifold, PP2, PD4, PD4-D500, except Sub., Dual Exhaust	8	60	60	-	-	1	1948 564
	Left, 64 1/2" lgh., w/High Performance or Ram Manifold, PP2, PD4, PD4-D500, except Sub., Dual Exhaust	8	60	60	-	-	1	1948 568
	Right, 70" lgh., w/High Performance or Ram Manifold, PP2, PD4, PD4-D500, Sub., Dual Exhaust	8	60	60	-	-	1	1948 565
	Left, 68 1/2" lgh., w/High Performance or Ram Manifold, PP2, PD4, PD4-D500, Sub., Dual Exhaust	8	60	60	-	-	1	1948 569
	39" lgh., PD1, PD2, PD4, PC1, PC2, Single Exhaust	8	-	60	60	60	1	*2123 469
	Right, 70" lgh., w/High Performance or Ram Manifold, PD1, PD1-D500, PD2, PD2-D500, PS1, PS3, PC3-300, LHD., Dual Exhaust	8	-	60	60	60	1	1948 565
	Left, 68 1/2" lgh., w/High Performance or Ram Manifold, PD1, PD1-D500, PD2, PD2-D500, PS1, PS3, PC3-300, LHD., Dual Exhaust	8	-	60	60	60	1	1948 569
	Right, 63 1/2" lgh., LHD., Dual Exhaust	8	-	-	60	-	1	2123 486
	Left, 63 1/2" lgh., LHD., Dual Exhaust	8	-	-	60	-	1	2123 485
	Right, 20 3/4" lgh., PC2, PC3, Dual Exhaust	8	-	-	-	60	1	2123 492
	Left, 20 3/4" lgh., PC2, PC3, Dual Exhaust	8	-	-	-	60	1	2123 491
	Right, 37 1/2" lgh., PY1 except Cv. Cp., Dual Exhaust	8	-	-	-	60	1	1948 171
	Left, 26 5/8" lgh., PY1 except Cv. Cp., Dual Exhaust	8	-	-	-	60	1	1948 170
	Right, 38 1/8" lgh., PY1 Cv. Cp., Dual Exhaust	8	-	-	-	60	1	1948 173
	Left, 27 1/4" lgh., PY1 Cv. Cp., Dual Exhaust	8	-	-	-	60	1	1948 172

★ Indicates use as required.

Numerals in parentheses () refer to notes.

Printed in U.S.A.

⊠ Indicates parts not listed in any previous parts book.

Prices and specifications subject to change without notice.

Apr. 20, 1960 Supersedes Oct. 1, 1959.

* Indicates change or addition.

CODE	PART NAME AND DESCRIPTION	NO. OF CYL.	PLYMOUTH	DODGE	DESOTO	CHRYSLER AND IMPERIAL	PER CAR	PART NUMBER
11-05-0 EXHAUST PIPE - Cont'd								
11-05-9	PIPE, Exhaust Crossover, PP2, PD1, PD1-D500, PD2, PD2-D500, PD4, PD4-D500, PS1, PS3, PC3-300, LHD., w/Ram Manifold . . .	8	60	60	60	60	1	2122 680
11-05-12	FLANGE, Exhaust Extension Pipe Ball Joint, PD1, PD2, PS1, PS3, PC1, PC2, Single Exhaust	8	-	60	60	60	1	1946 639
	Dual Exhaust	8	-	-	60	60	2	1946 637
11-06-0 EXHAUST PIPE FLANGE GASKET AND STUD								
11-06-2	BOLT, PP1, PD3	6	60	60	-	-	2	181 672
	STUD, Left, PP2, PD4	8	60	60	-	-	2	1402 981
	BOLT, Right, PP2, PD4	8	60	60	-	-	2	181 670
	BOLT, PD1, PD2	8	-	60	60	60	4	181 670
11-06-3	NUT, Exhaust Extension Pipe Ball Joint Flange, PD1, PD2, PS1, PS3, PC1, PC2, Single Exhaust	8	-	60	60	60	2	1946 648
	Dual Exhaust	8	-	-	60	60	4	1946 648
11-06-8	GASKET, PP1, PD3	6	60	60	-	-	1	2073 792
	PP2, PD4, w/o High Performance or Ram Manifold	8	60	60	-	-	2	1636 570
	PP2, PD4, w/High Performance or Ram Manifold, LHD.	8	60	60	-	-	2	1855 029
	By-Pass Exhaust Pipe, PP2, PD1, PD2, PD4, PS1, PS3, PC3-300, w/Ram Manifold, LHD..	8	60	60	60	60	2	1947 429
	PD1, PD2, All	8	-	60	60	60	2	1855 029
11-08-0 EXHAUST PIPE SUPPORT AND CLAMP								
11-08-1	CLAMP PACKAGE, Exhaust Pipe, PP1, PD3 .	6	60	60	-	-	1	1843 008
	PD2, PD4, Single Exhaust	8	60	60	-	-	2	1603 364
	PP2, PS1, PS3, w/o High Performance or Ram Manifold, PC2, PC3, Dual Exhaust . . .	8	60	-	60	60	2	1843 008
	PP2, PD1, PD1-D500, PD2, PD2-D500, PD4, PD4-D500, PS1, PS3, PC3-300, LHD., w/High Performance or Ram Manifold, Dual Exhaust	8	60	60	60	60	4	1603 364
	CROSSOVER PIPE, w/Ram Manifold, PP2, PD1, PD1-D500, PD2, PD2-D500, PD4, PD4-D500, PS1, PS3, PC3-300, LHD.	8	60	60	60	60	2	1843 009
	PD1, PD2, PS1, PS3, PC1, PC2, Single Exhaust	8	-	60	60	60	1	1843 407
	PY1, Dual Exhaust	8	-	-	-	60	2	1843 008
11-08-3	BOLT, Exhaust Pipe Torque Converter Support, Single Exhaust, PD1, PD2, PD4, PC1, PC2 .	8	-	60	60	60	1	*2123 496
11-08-4	SUPPORT, Exhaust Pipe to Torque Converter, PD1, PD2, PD4, PS1, PS3, PC1, PC2, LHD., Single Exhaust	8	-	60	60	60	1	*2123 494
11-08-24	CLAMP, Exhaust By-Pass Pipe, w/Ram Manifold, PP2, PD1, PD1-D500, PD2, PD2-D500, PD4, PD4-D500, PS1, PS3, PC3-300, LHD.	8	60	60	60	60	2	2122 685
	To Front Muffler Support, PY1 except Cv. Cp., Dual Exhaust	8	-	-	-	60	2	1948 005
11-09-0 TAIL PIPE								
11-09-3	PIPE, Tail, 55 1/2" lgh., PP1, PD3, except Sub.	6	60	60	-	-	1	1948 592
	58" lgh., PP1, PD3, Sub.	6	60	60	-	-	1	1948 588
	55 1/4" lgh., PP2, PD4, except Sub., LHD., Single Exhaust	8	60	60	-	-	1	1948 539
	58" lgh., PP2, PD4, Sub., LHD., Single Exhaust	8	60	60	-	-	1	1948 591

★ Indicates use as required.

☐ Indicates parts not listed in any previous parts book.

* Indicates change or addition.

Numerals in parentheses () refer to notes.

1960 PASSENGER CAR PARTS CATALOG

CODE	PART NAME AND DESCRIPTION	NO. OF CYL.	PLYMOUTH	DODGE	DESOTO	CHRYSLER AND IMPERIAL	PER CAR	PART NUMBER
11-09-0 TAIL PIPE - Cont'd								
11-09-3	PIPE - Cont'd							
	Right, 55 1/2" lgh., w/o High Performance or Ram Manifold, PP2, PC3, except Sub., PS1, PS3, PC2, All, Dual Exhaust	8	60	-	60	60	1	1948 593
	Left, 55 1/2" lgh., w/o High Performance or Ram Manifold, PP2, PC3, except Sub., PS1, PS3, PC2, All, Dual Exhaust	8	60	-	60	60	1	1948 592
	Right, 58" lgh., w/o High Performance or Ram Manifold, PP2, PC3, Sub., Dual Exhaust.	8	60	-	-	60	1	1948 589
	Left, 58" lgh., w/o High Performance or Ram Manifold, PP2, PC3, Sub., Dual Exhaust.	8	60	-	-	60	1	1948 588
	Right, 55 1/4" lgh., w/High Performance or Ram Manifold, PP2, PD1, PD1-D500, PD2, PD2-D500, PD4, PD4-D500, PC3-300, except Sub., PS1, PS3, All, Dual Exhaust	8	60	60	60	60	1	1948 539
	Left, 55 1/4" lgh., w/High Performance or Ram Manifold, PP2, PD1, PD1-D500, PD2, PD2-D500, PD4, PD4-D500, PC3-300, except Sub., PS1, PS3, All, Dual Exhaust	8	60	60	60	60	1	1948 538
	Right, 58" lgh., w/High Performance or Ram Manifold, PP2, PD1, PD1-D500, PD2, PD2-D500, PD4, PD4-D500, Sub., Dual Exhaust .	8	60	60	-	-	1	1948 591
	Left, 58" lgh., w/High Performance or Ram Manifold, PP2, PD1, PD1-D500, PD2, PD2-D500, PD4, PD4-D500, Sub., Dual Exhaust .	8	60	60	-	-	1	1948 590
	55 1/4" lgh., PD1, PD2, PC1, except Sub., PS1, PS3, PC2, All, Single Exhaust	8	-	60	60	60	1	1948 538
	58" lgh., PD1, PD2, PC1, Sub., Single Exhaust .	8	-	60	-	60	1	1948 590
	Right, 34 3/4" lgh., Rear Muffler Intermediate, PC2, PC3, Dual Exhaust	8	-	-	-	60	1	1948 536
	Left, 35" lgh., Rear Muffler Intermediate, PC2, PC3, Dual Exhaust	8	-	-	-	60	1	1948 535
	Right, 59 5/8" lgh., PY1, Dual Exhaust	8	-	-	-	60	1	1948 284
	Left, 61" lgh., PY1, Dual Exhaust	8	-	-	-	60	1	1948 283
	26" lgh., Rear Muffler Intermediate, PY1 except Cv. Cp., Dual Exhaust	8	-	-	-	60	2	2123 421
	Right 31 7/8" lgh. Rear Muffler, Intermediate, PY1, Cv. Cp.	8	-	-	-	60	1	E1948 267
	Left 31 7/8" lgh. Rear Muffler, Intermediate, PY1, Cv. Cp.	8	-	-	-	60	1	E1948 266
11-10-0 TAIL PIPE SUPPORT								
11-10-1	CLAMP PACKAGE, Front, PP1, PD3	6	60	60	-	-	1	1843 009
	Rear	6	60	60	-	-	1	1843 408
	Front, PP2, PD1, PD2, PD4, PS1, PS3, PC1, PC2, Single Exhaust	8	60	60	60	60	1	1843 008
	Rear, PP2, PD1, PD2, PD4, PS1, PS3, PC1, PC2, Single Exhaust	8	60	60	60	60	1	1321 109
	Front, w/o High Performance or Ram Manifold, PP2, PS1, PS3, PC2, PC3, Dual Exhaust	8	60	-	60	60	2	1843 009
	Rear, w/o High Performance or Ram Manifold, PP2, PS1, PS3, PC2, PC3, Dual Exhaust	8	60	-	60	60	2	1843 408
	Front, w/High Performance or Ram Manifold, PP2, PD1, PD1-D500, PD2, PD2-D500, PD4, PD4-D500, PS1, PS3, PC3-300, Dual Exhaust .	8	60	60	60	60	2	1843 008
	Rear, w/High Performance or Ram Manifold, PP2, PD1, PD1-D500, PD2, PD2-D500, PD4, PD4-D500, PS1, PS3, PC3-300, Dual Exhaust .	8	60	60	60	60	2	1321 109
	Front, PY1, Dual Exhaust	8	-	-	-	60	2	1843 009
	Rear, PY1, Dual Exhaust	8	-	-	-	60	2	1843 408
11-10-3	SUPPORT, w/INSULATOR, Front, PP1, PD3, except Sub.	6	60	60	-	-	1	2123 433
	Front, PP1, PD3, Sub.	6	60	60	-	-	1	2123 438

★ Indicates use as required.

Numerals in parentheses () refer to notes.

Printed in U.S.A.

ⓔ Indicates parts not listed in any previous parts book.

Prices and specifications subject to change without notice.

Dec. 30, 1959 Supersedes Oct. 1, 1959.

* Indicates change or addition.

