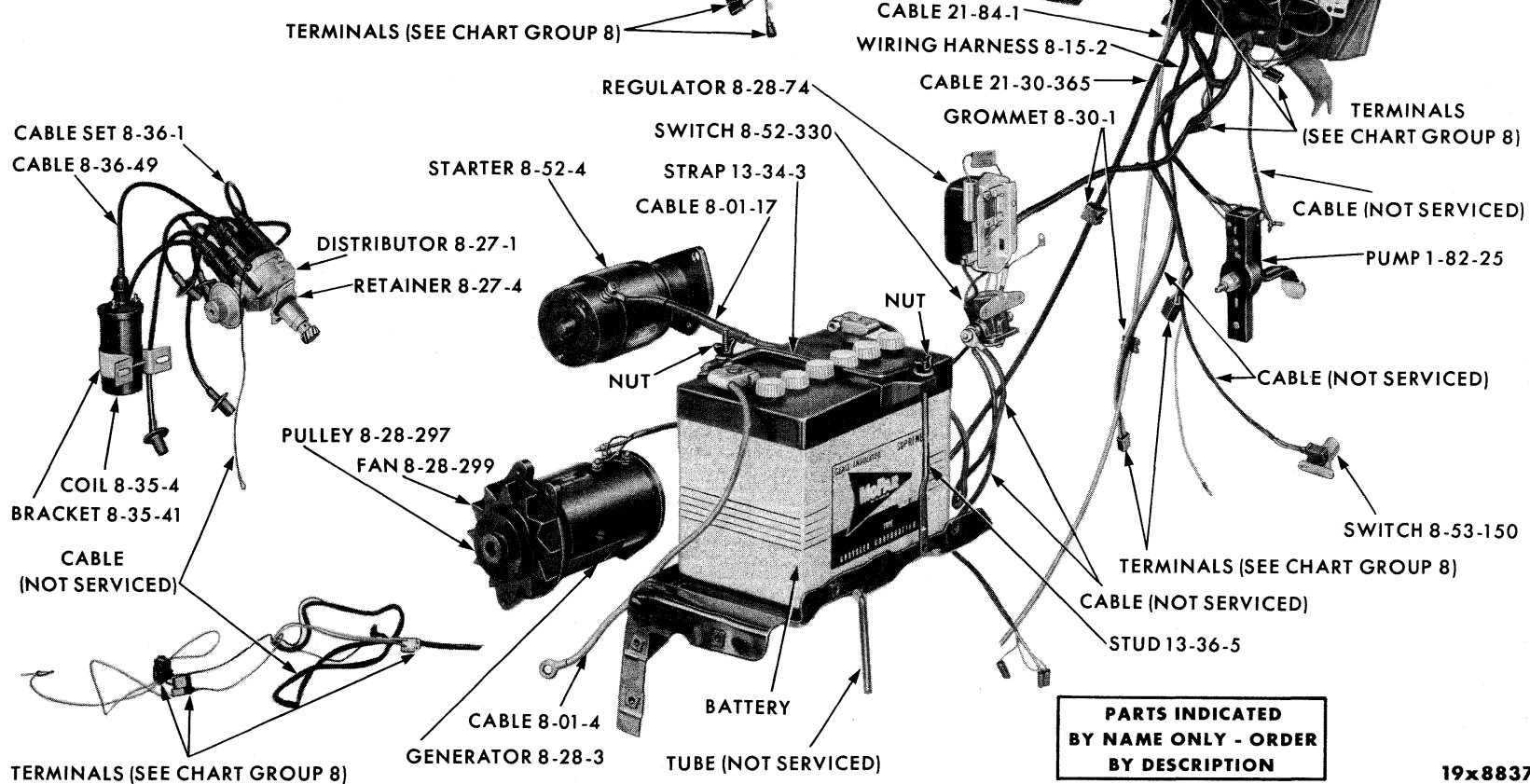

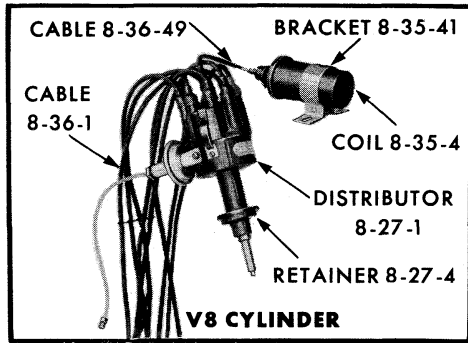
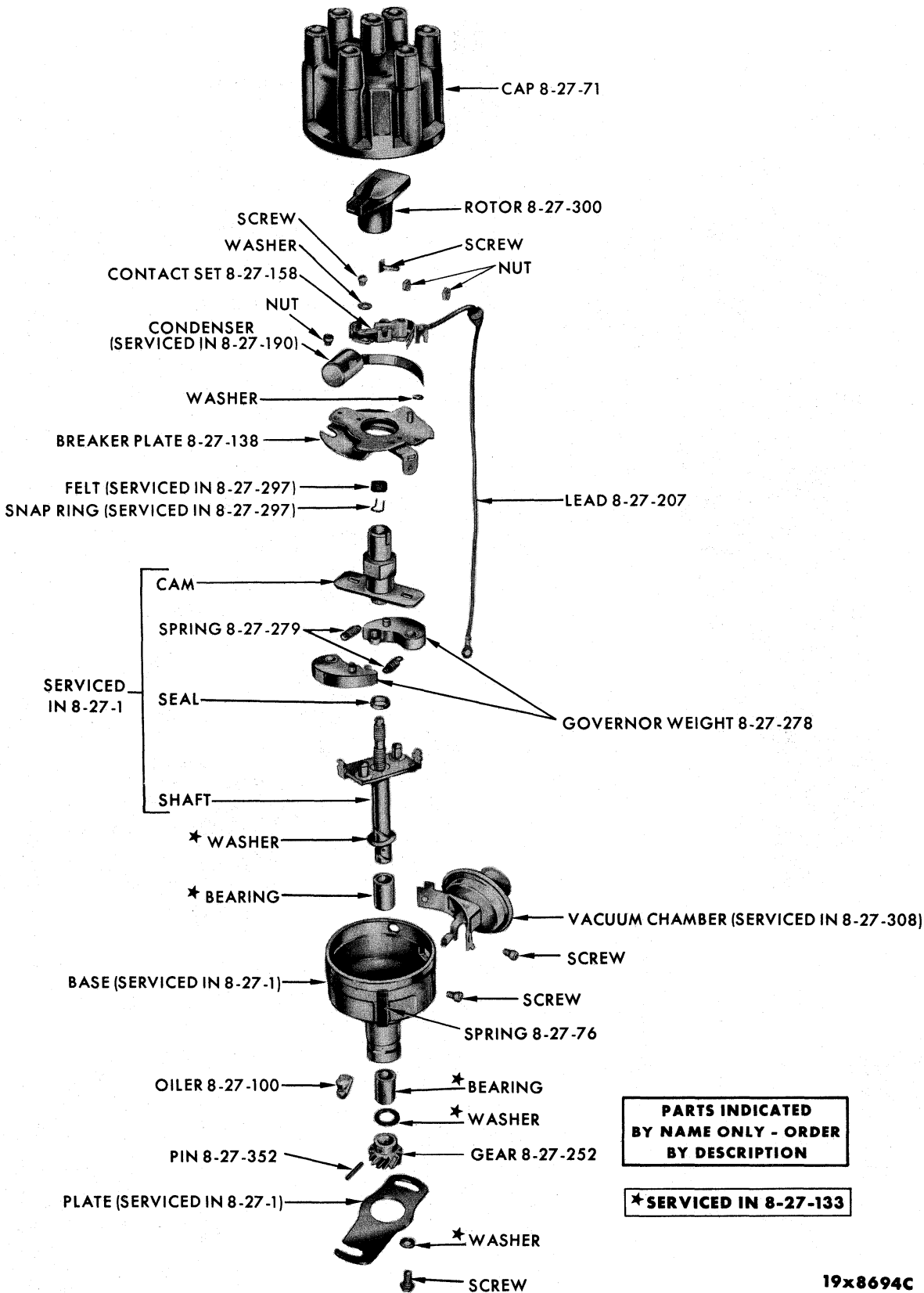


GROUP 8 - ELECTRICAL



**PARTS INDICATED  
BY NAME ONLY - ORDER  
BY DESCRIPTION**

19x8837



**PARTS INDICATED BY NAME ONLY - ORDER BY DESCRIPTION**

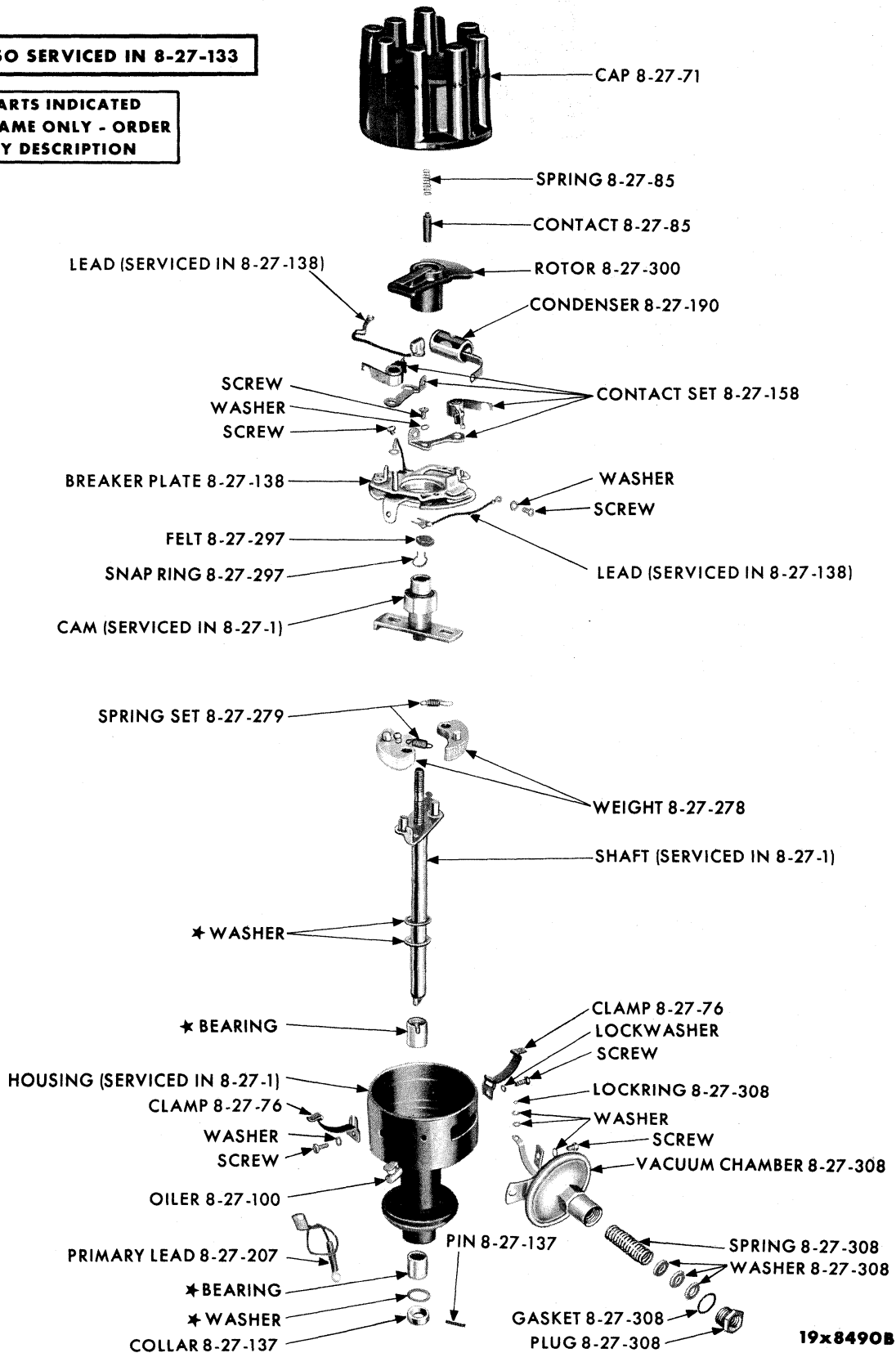
**\*SERVICED IN 8-27-133**

19x8694C

DISTRIBUTOR - 6 CYLINDER

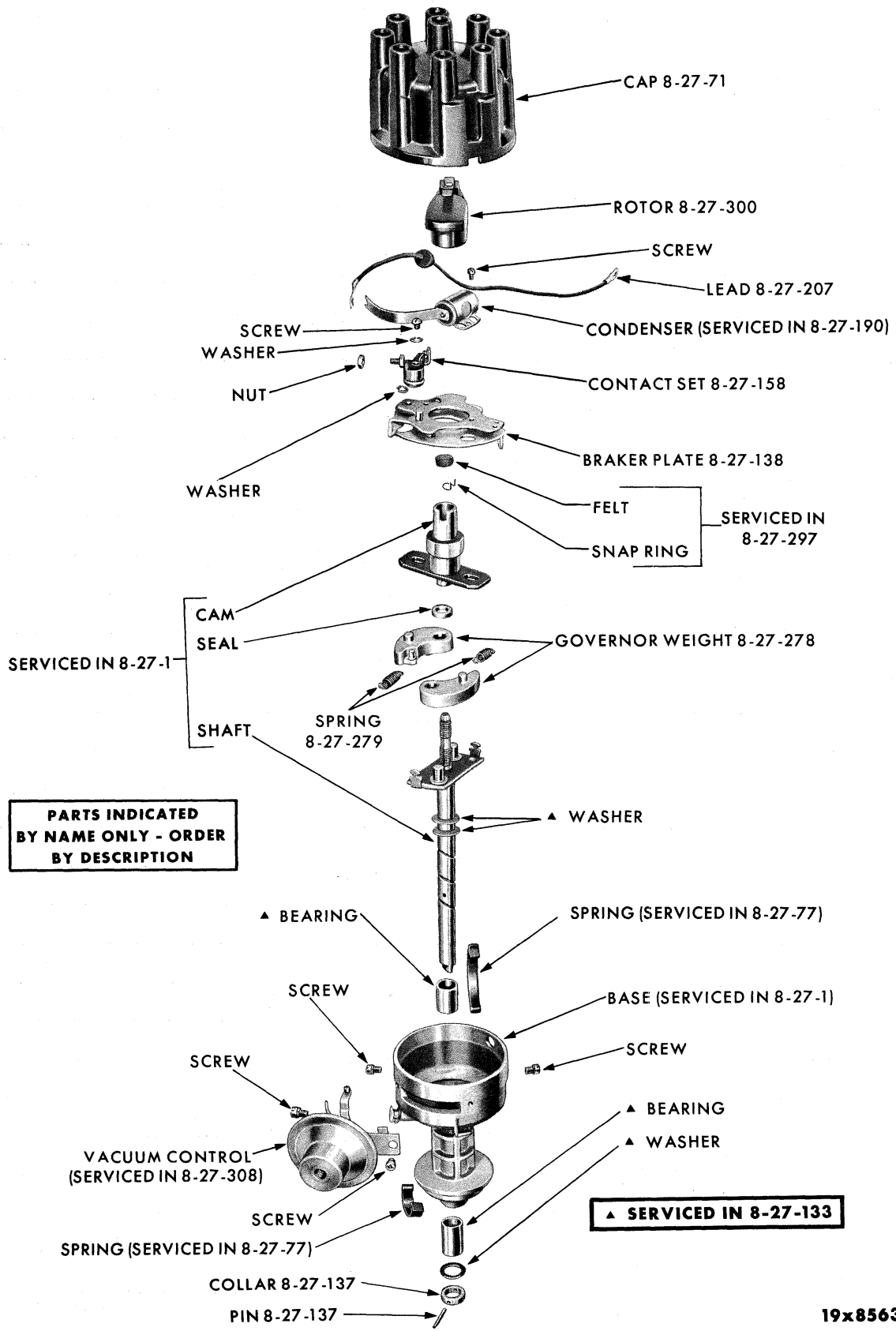
★ ALSO SERVICED IN 8-27-133

PARTS INDICATED  
BY NAME ONLY - ORDER  
BY DESCRIPTION



19x8490B

DISTRIBUTOR - V8 CYLINDER



SERVICED IN 8-27-1

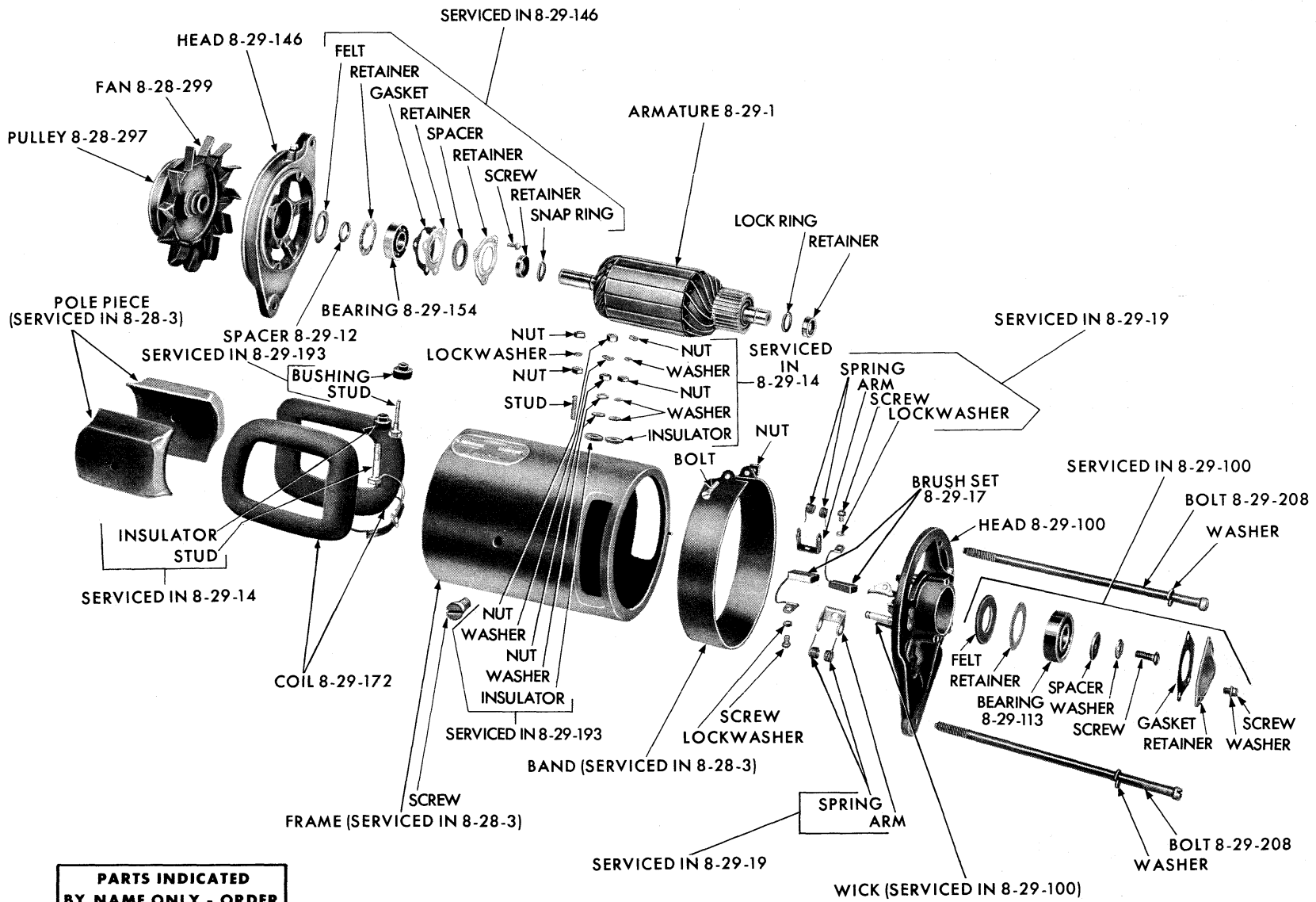
**PARTS INDICATED BY NAME ONLY - ORDER BY DESCRIPTION**

**▲ SERVICED IN 8-27-133**

19x8563C

**DISTRIBUTOR - V8 CYLINDER (WITH ALUMINUM BASE)**



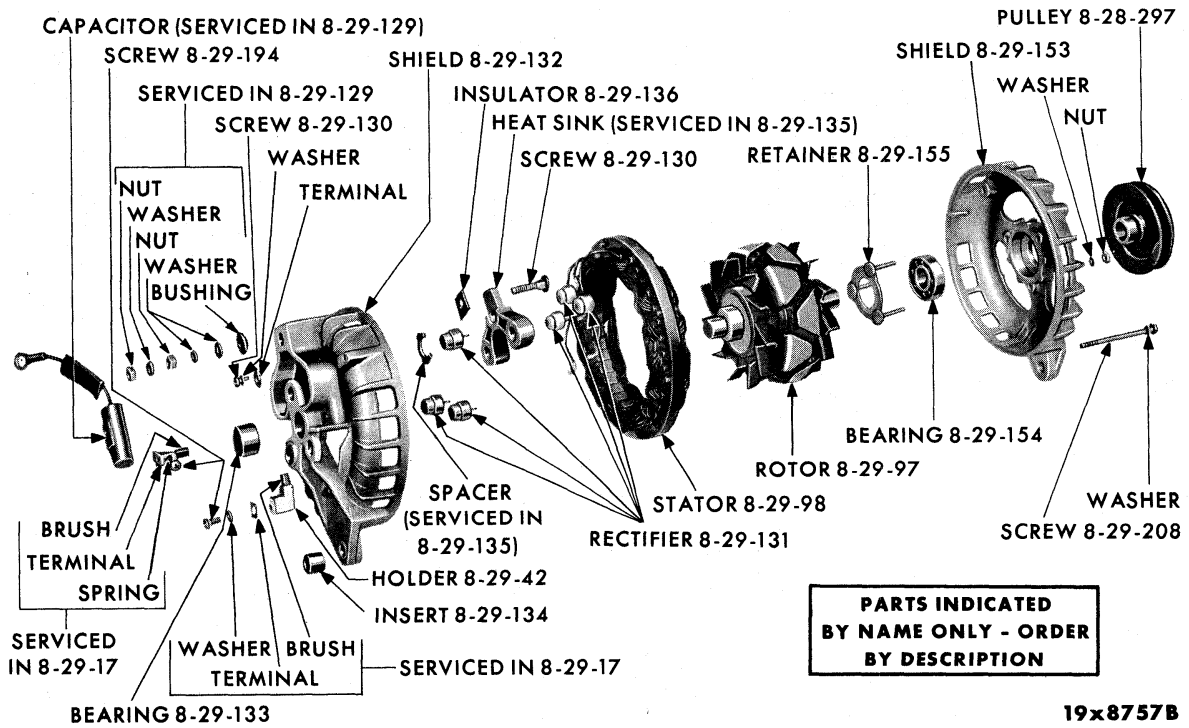


**PARTS INDICATED  
BY NAME ONLY - ORDER  
BY DESCRIPTION**

19x8722B

GENERATOR - 30 AND 40 AMPERE





ALTERNATOR

NOTES

---

---

---

---

---

---

---

---

---

---

---

---

---

---

---

---

---

---

---

---

---

---

---

---

---

---

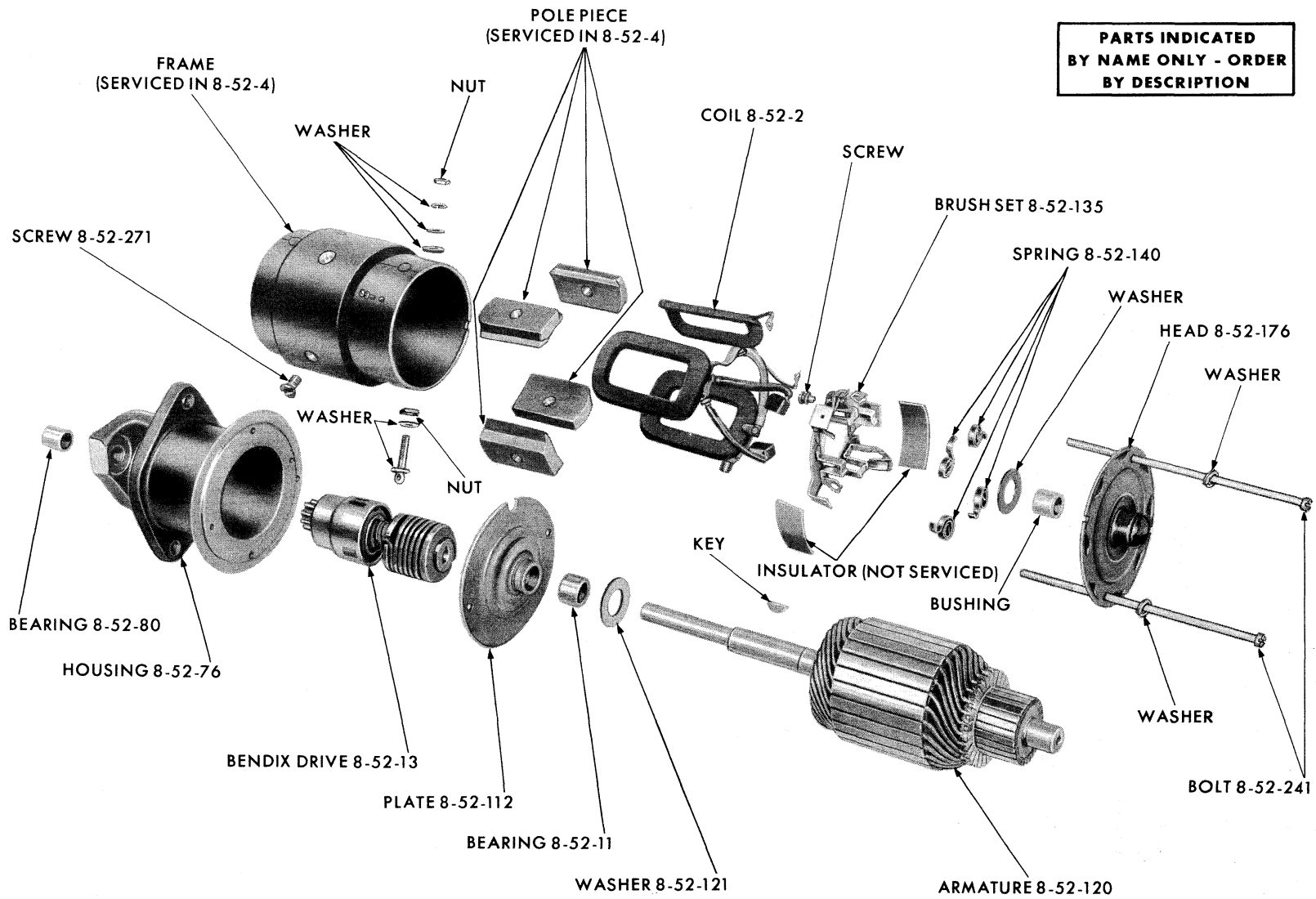
---

---

---

---

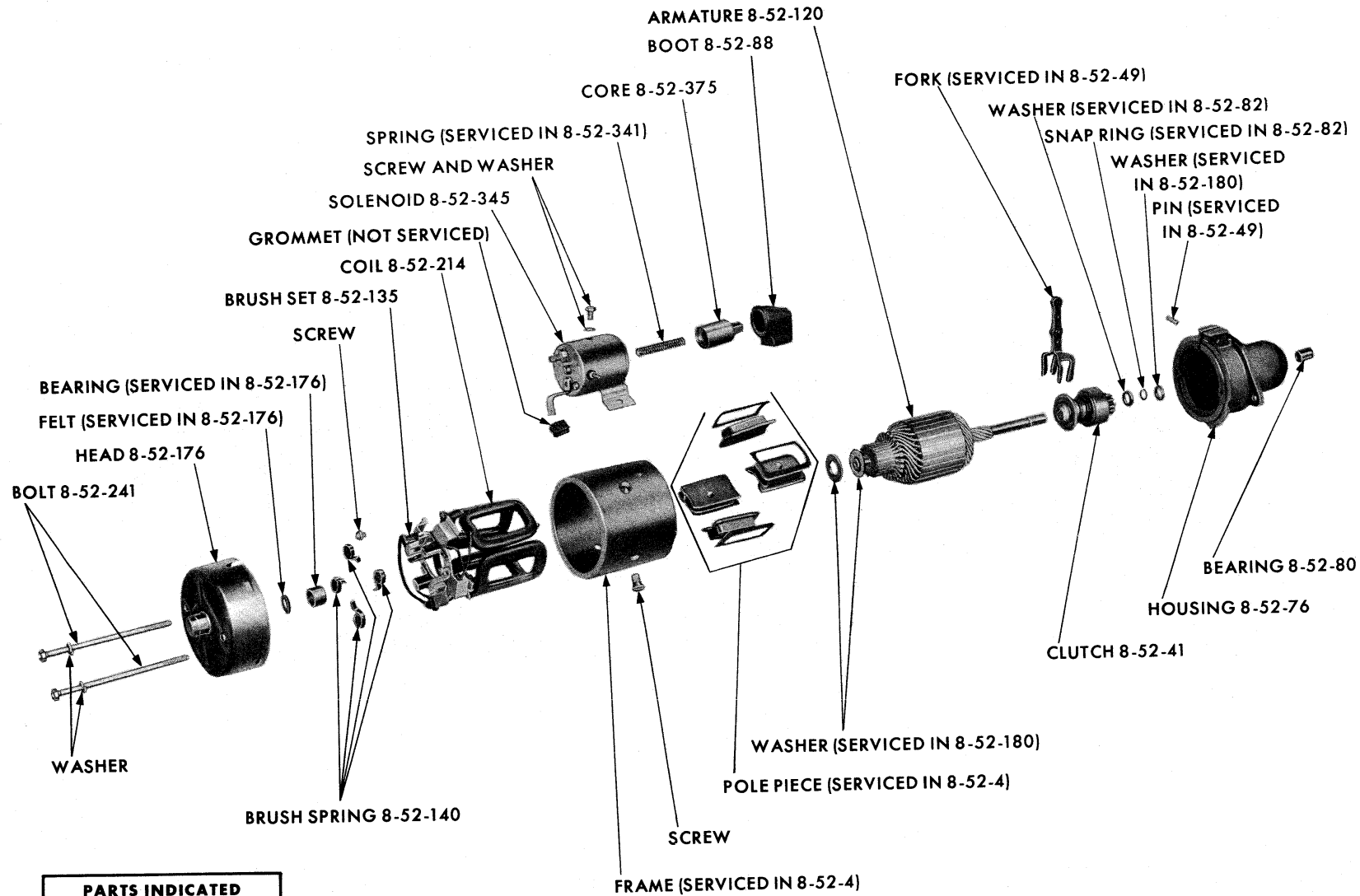




**PARTS INDICATED  
BY NAME ONLY - ORDER  
BY DESCRIPTION**

19x8755A

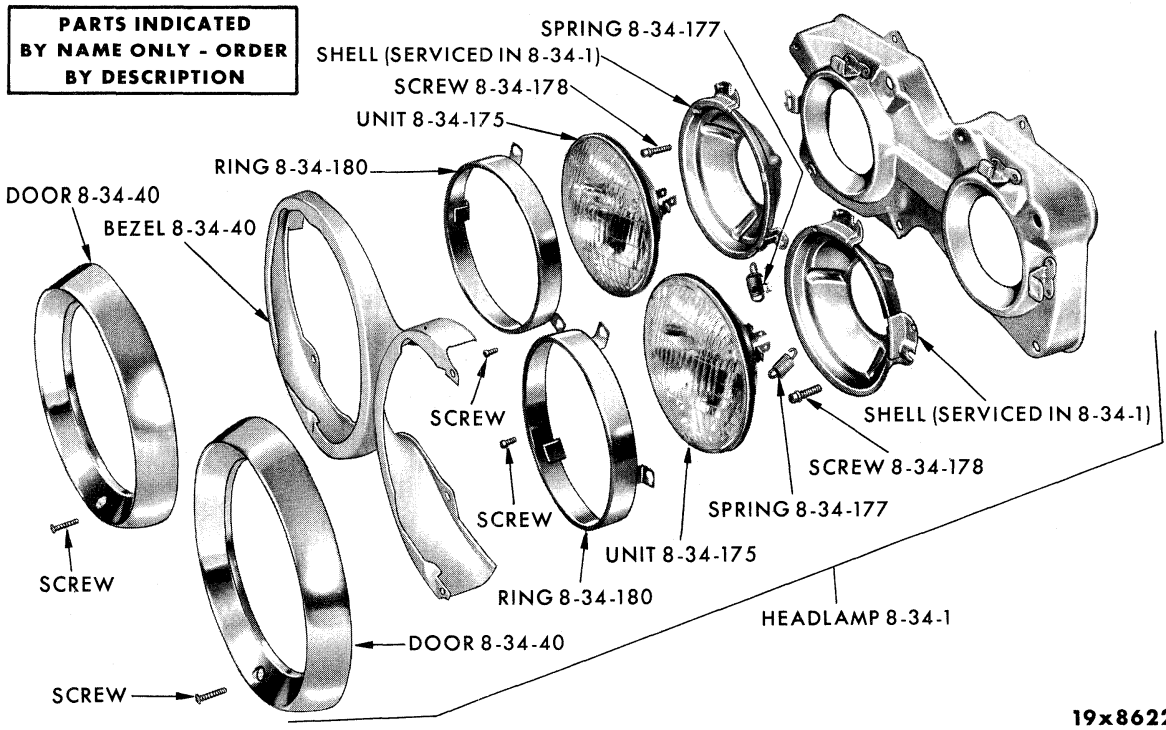
STARTER - PLYMOUTH PP1-2 AND DODGE PD1-2-3-4



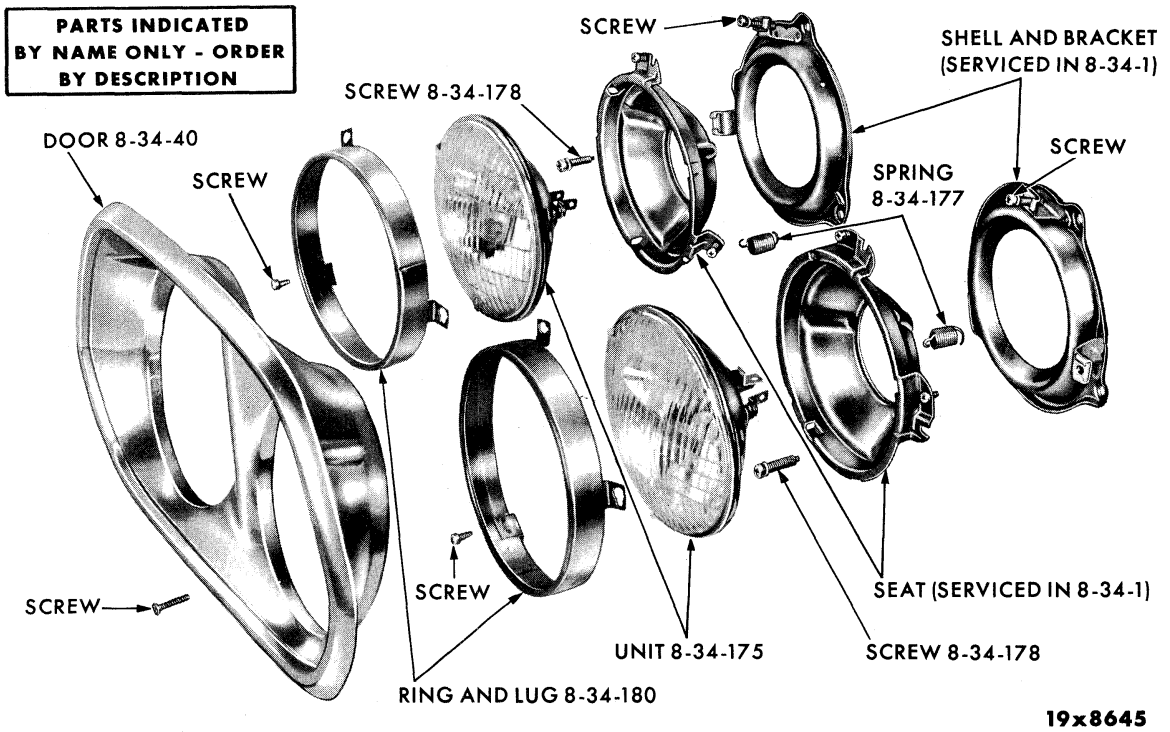
**PARTS INDICATED  
BY NAME ONLY - ORDER  
BY DESCRIPTION**

19x8726C

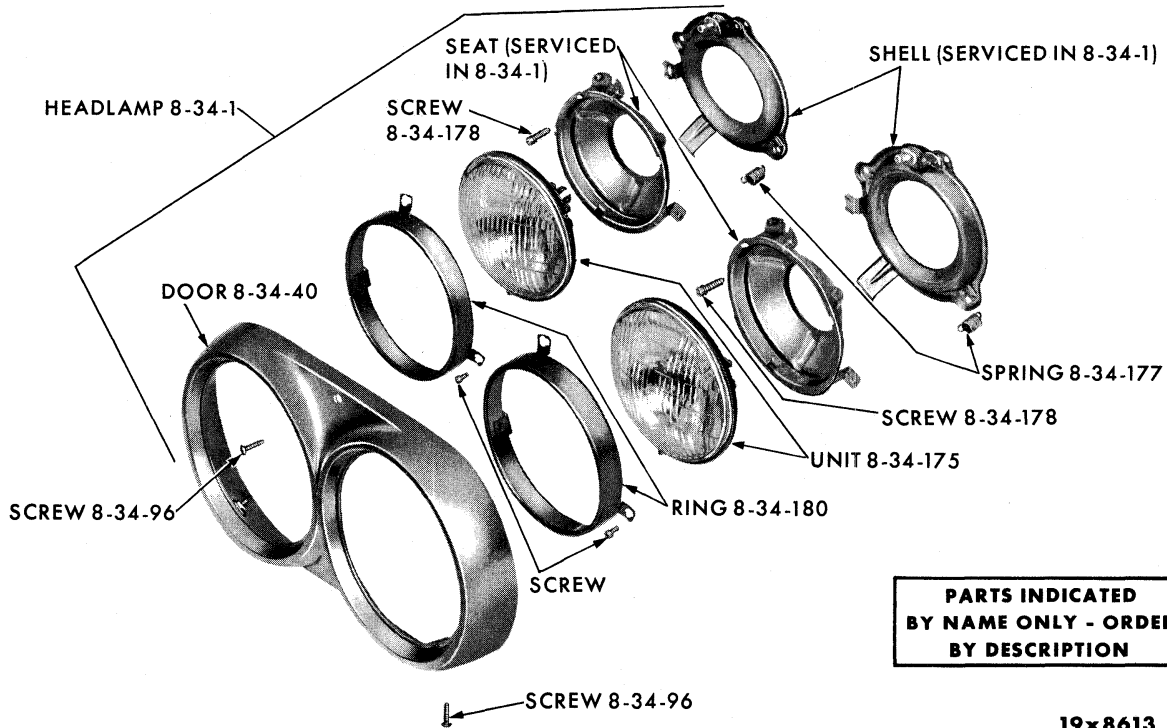
STARTER - DESOTO PS1-3, CHRYSLER PC1-2-3-4 AND IMPERIAL PY1



HEADLAMPS - PLYMOUTH PP1-2

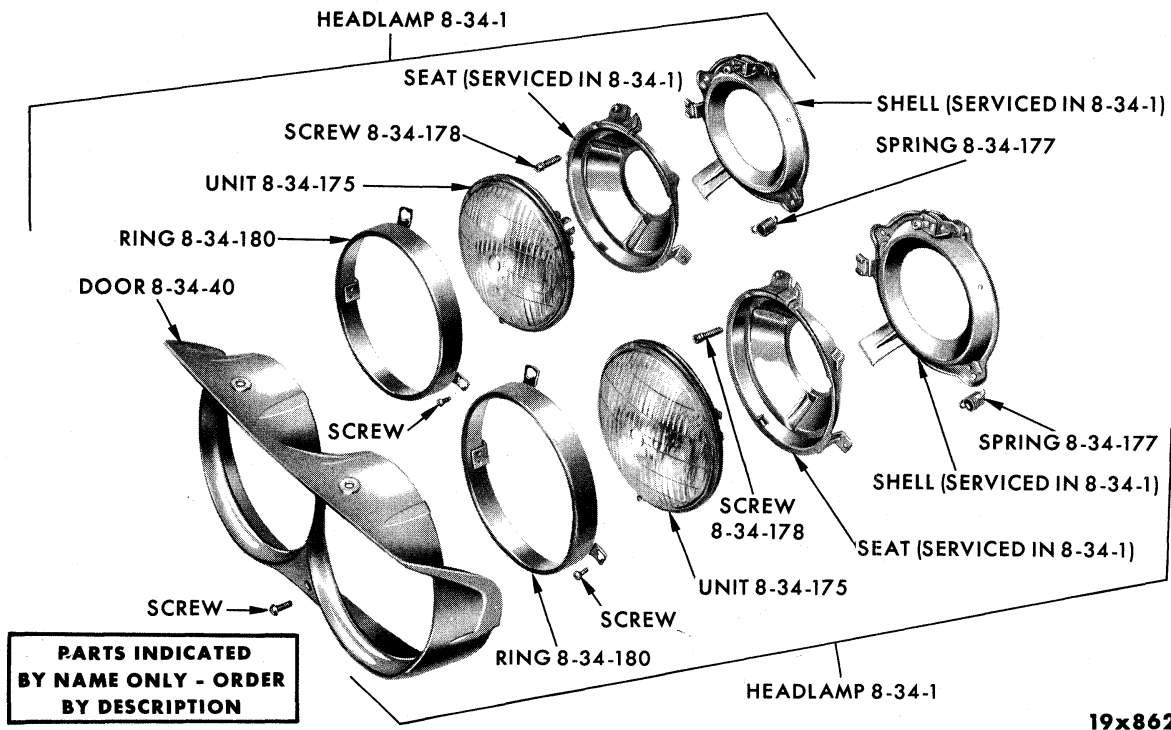


HEADLAMPS - DODGE PD1-2-3-4



19x8613

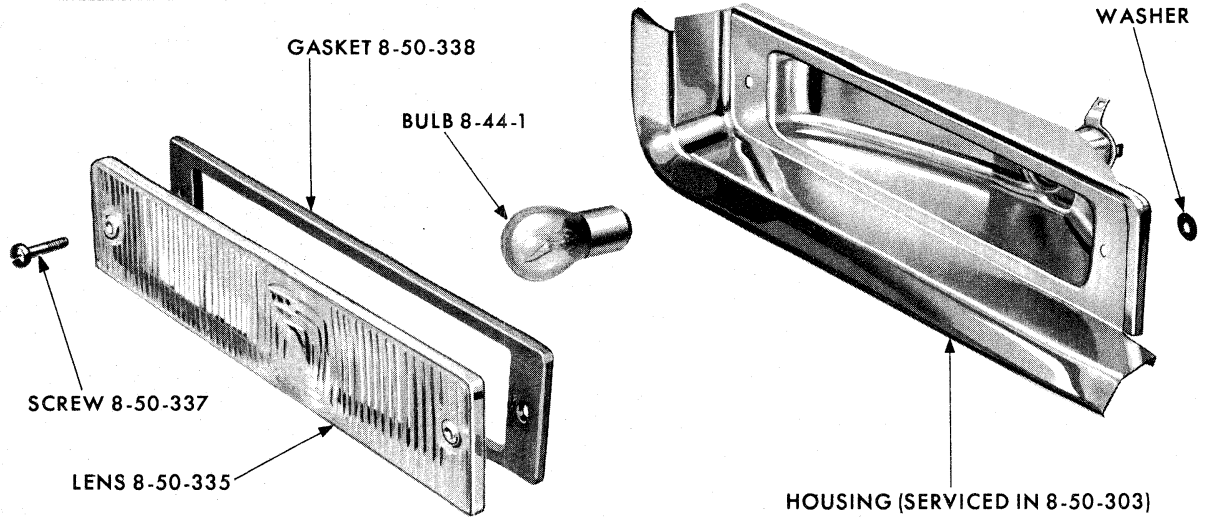
HEADLAMPS - DESOTO PS1-3, CHRYSLER PC1-2-3



19x8623

HEADLAMPS - IMPERIAL PY1

PARTS INDICATED BY NAME ONLY - ORDER BY DESCRIPTION

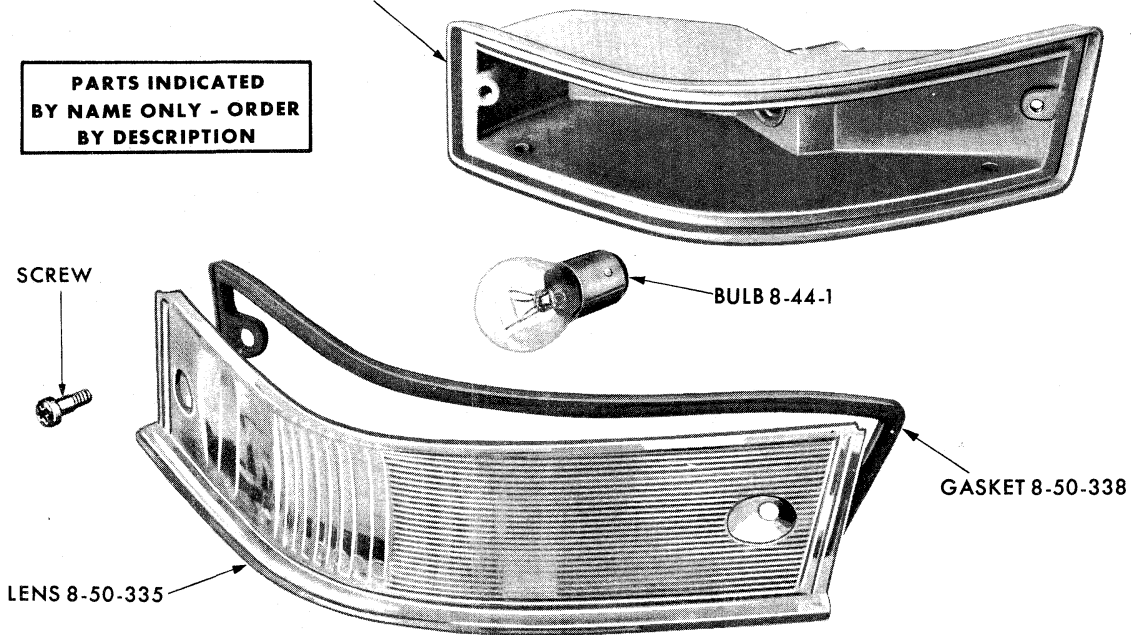


19x8692

PARKING LAMP - PLYMOUTH PP1-2

HOUSING (SERVICED IN 8-50-303)

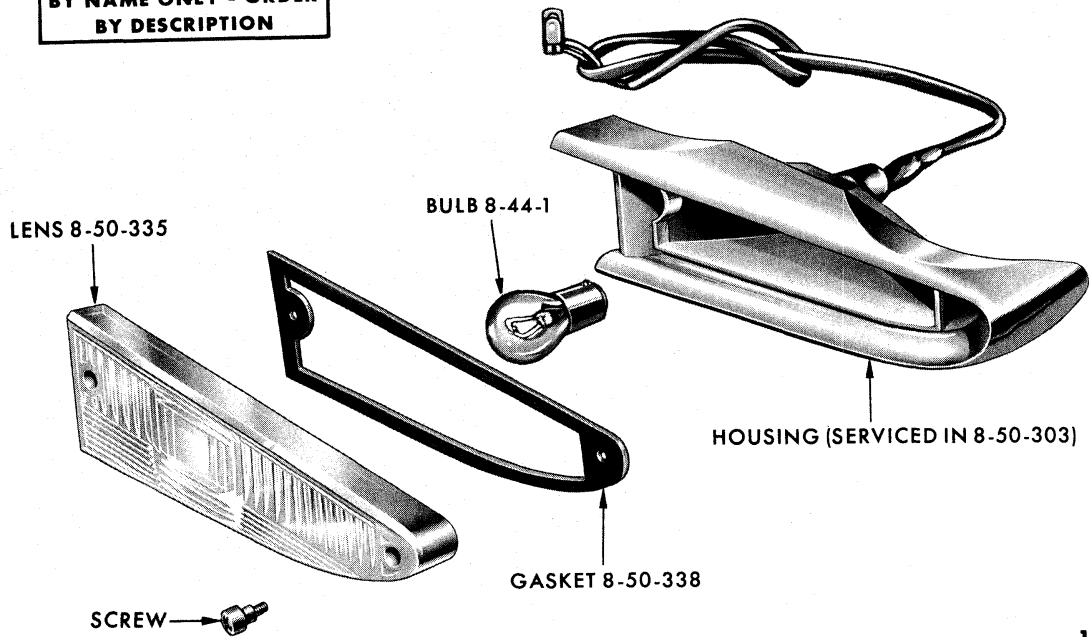
PARTS INDICATED BY NAME ONLY - ORDER BY DESCRIPTION



19x8697

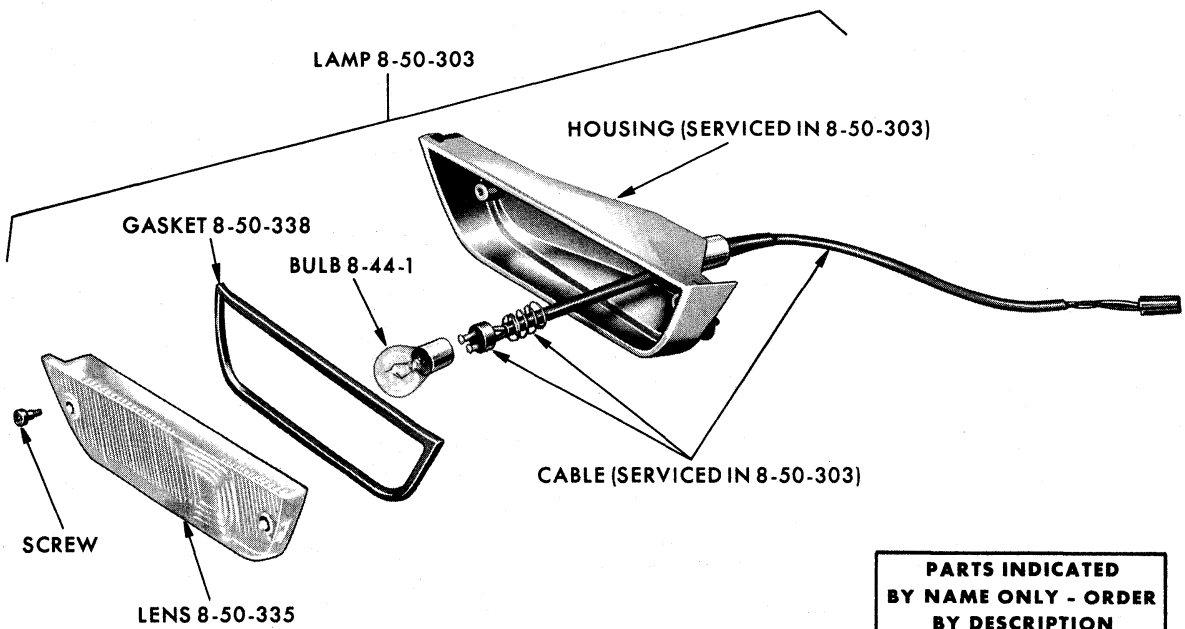
PARKING LAMP - DODGE PD1-2-3-4

PARTS-INDICATED  
BY NAME ONLY - ORDER  
BY DESCRIPTION



19x8667

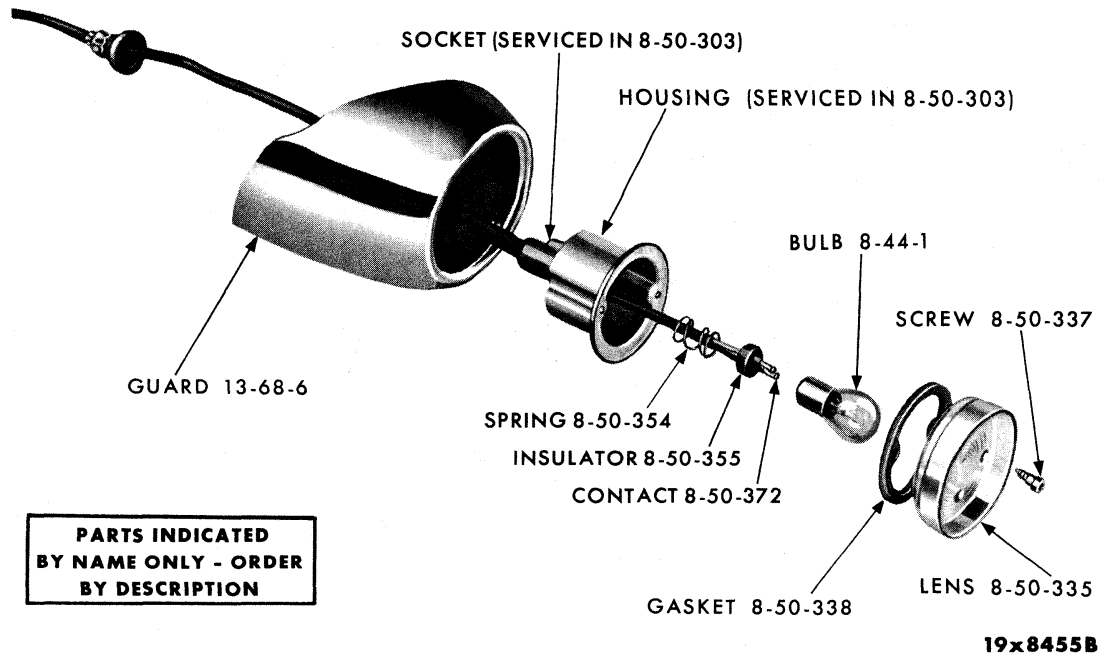
PARKING LAMP - DESOTO PS1-3



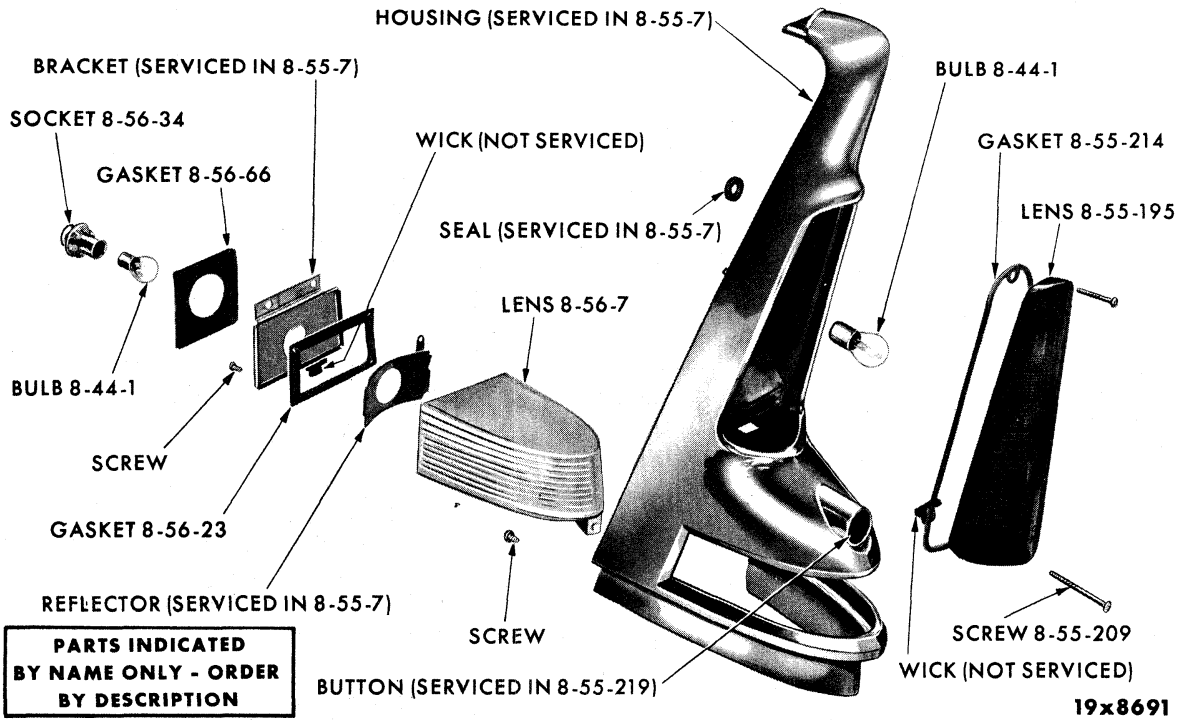
PARTS INDICATED  
BY NAME ONLY - ORDER  
BY DESCRIPTION

19x8618

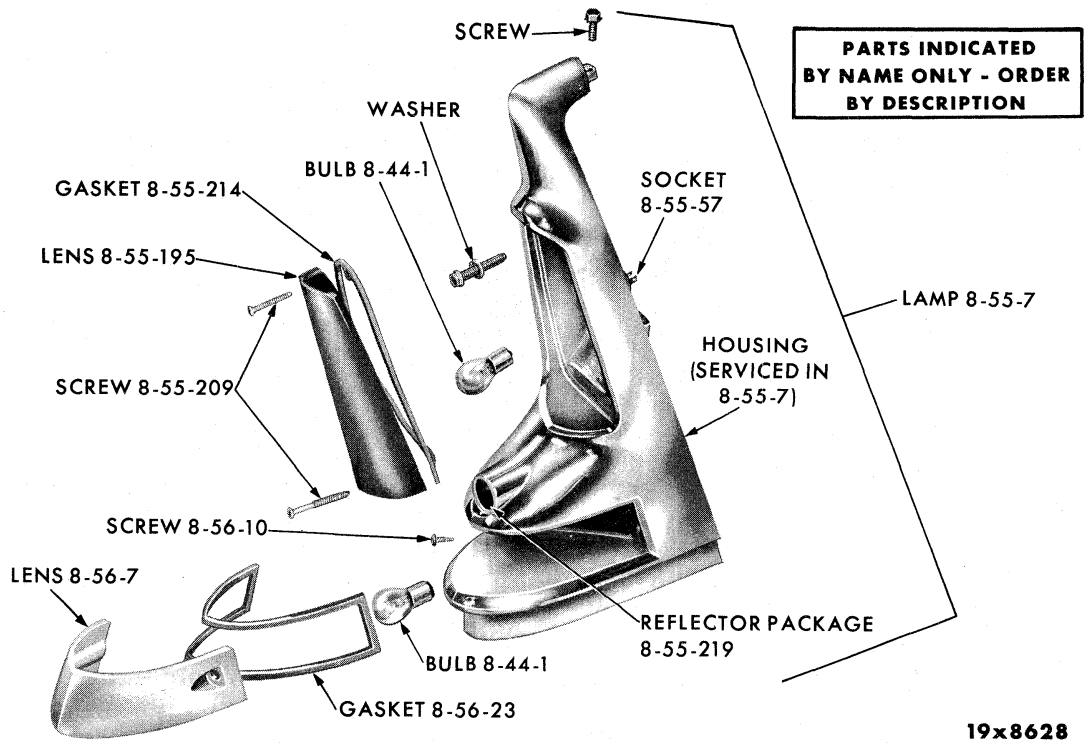
PARKING LAMP - CHRYSLER PC1-2-3



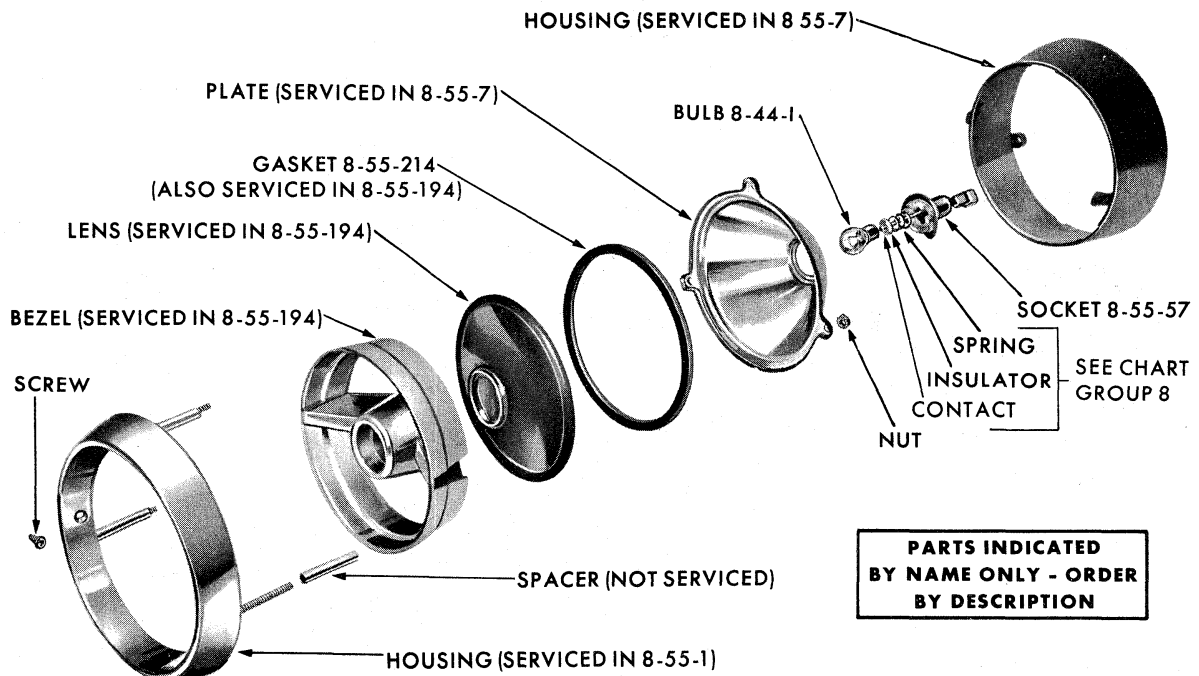
PARKING LAMP - IMPERIAL PY1



TAIL, STOP AND BACK-UP LAMPS - PLYMOUTH PP1-2 (EXCEPT SUBURBAN)

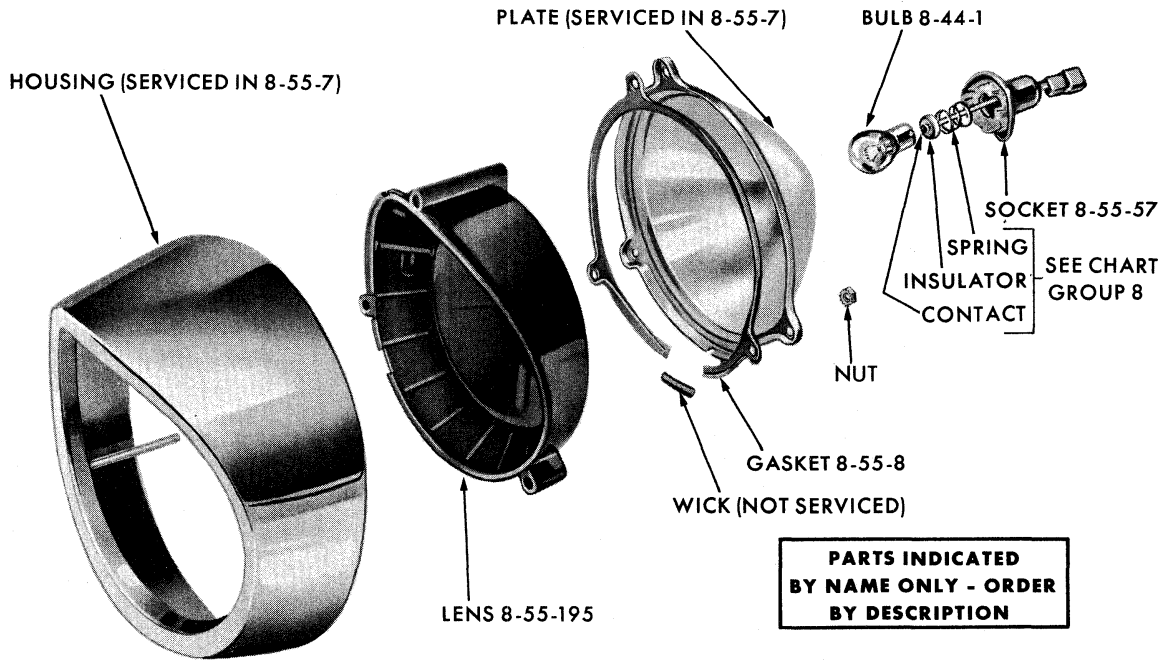


## TAIL, STOP AND BACK-UP LAMPS - PLYMOUTH PP1-2 (SUBURBAN)



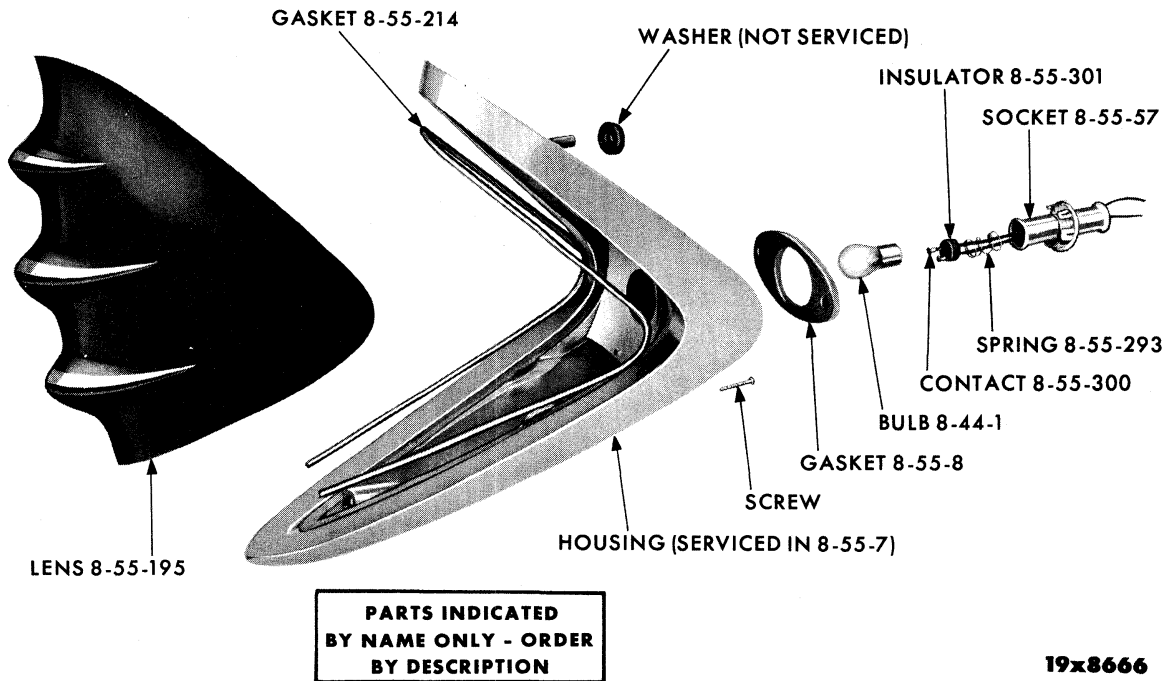
## TAIL AND STOP LAMPS - DODGE PD1-2





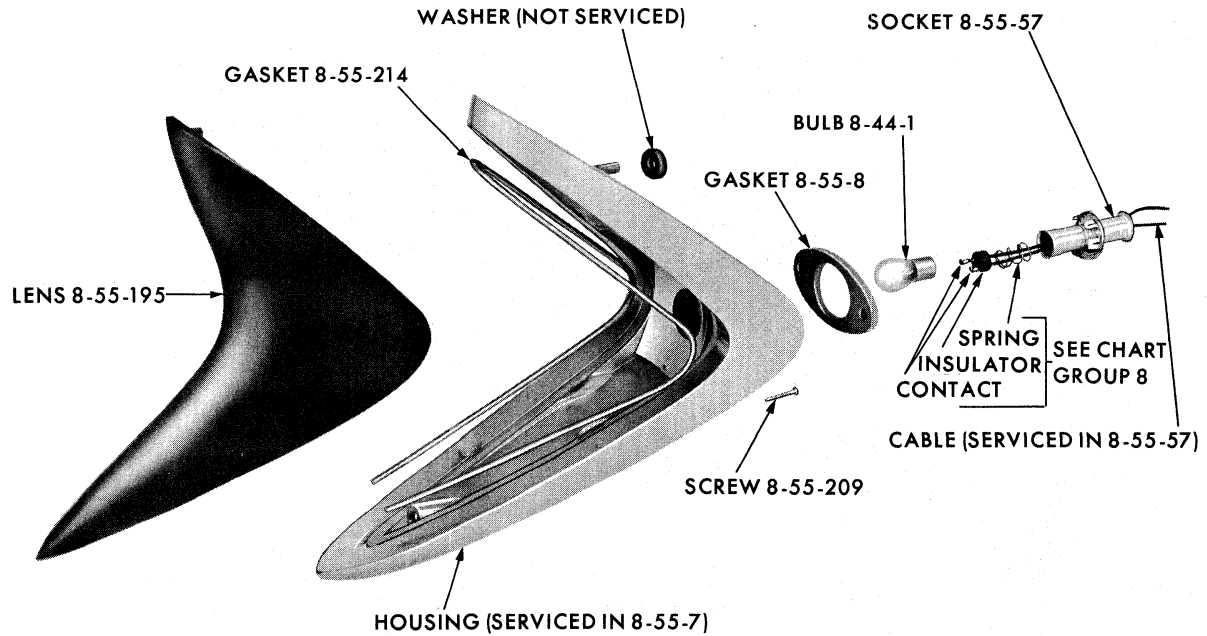
19x8680A

TAIL AND STOP LAMPS - DODGE PD3-4



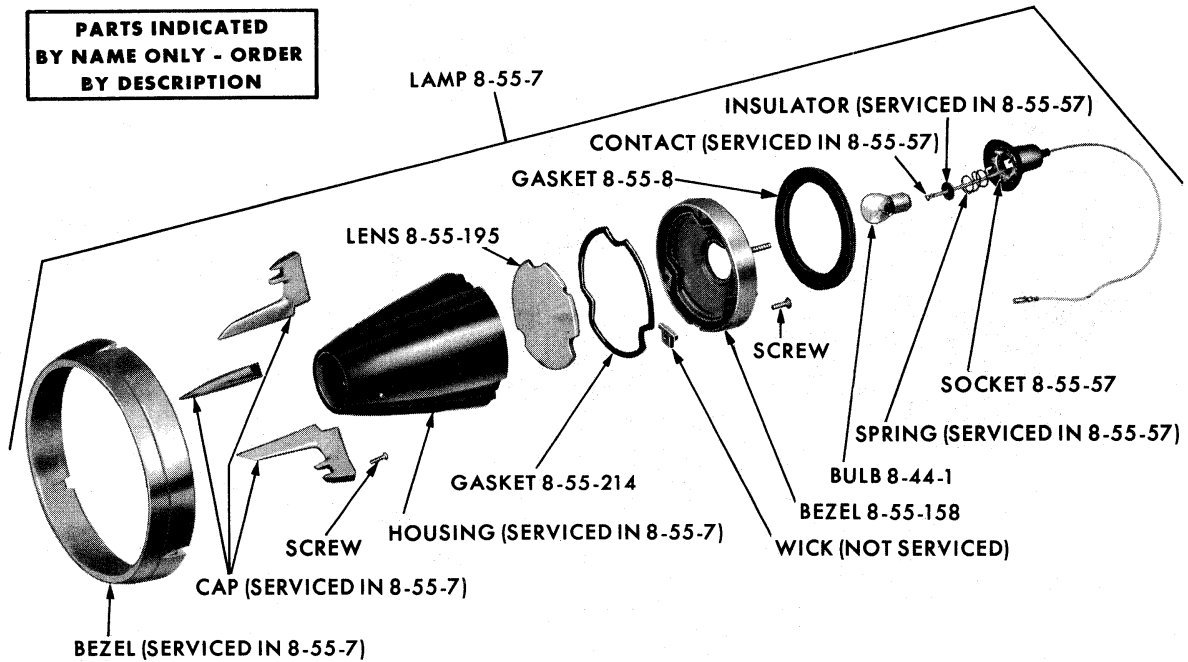
19x8666

TAIL AND STOP LAMPS - DESOTO PS1-3



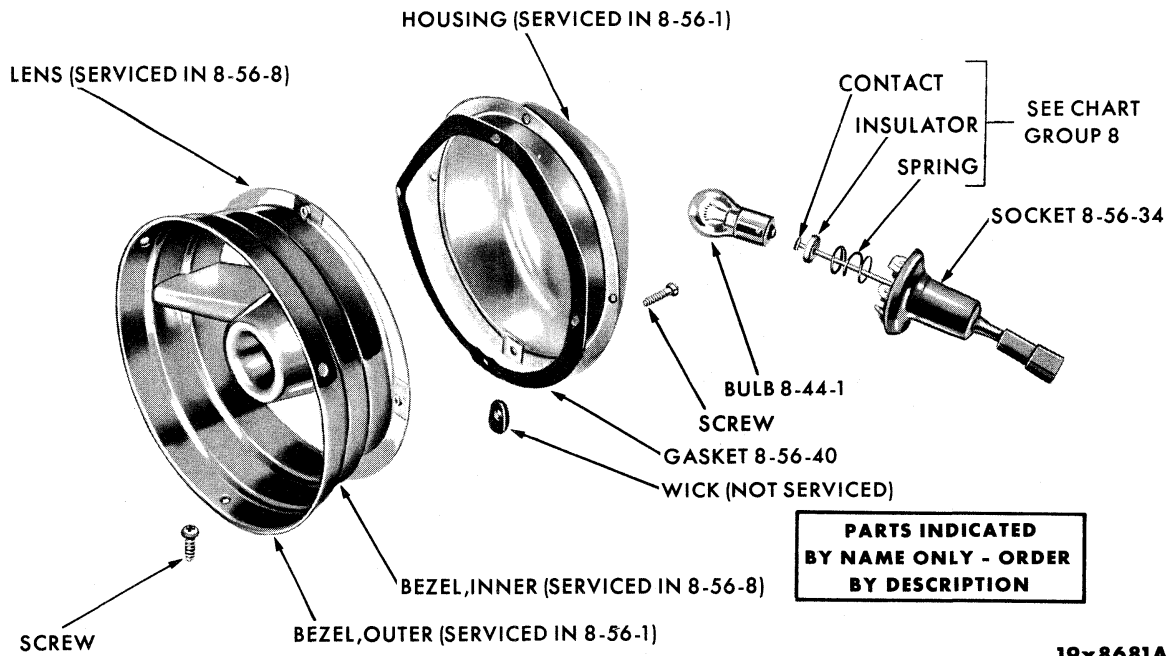
19x8616A

TAIL AND STOP LAMPS - CHRYSLER PC1-2-3




19x8614

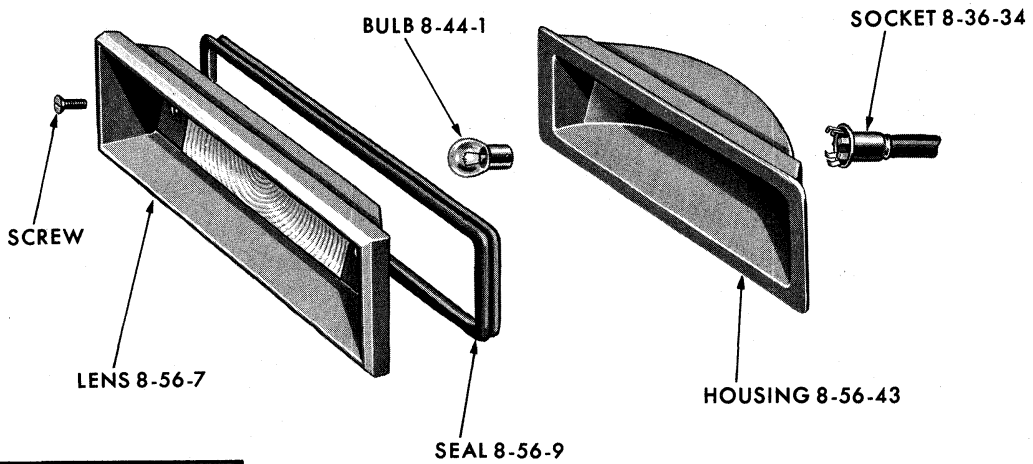
TAIL AND STOP LAMPS - IMPERIAL PY1



BACK-UP LAMP - DODGE PD1-2



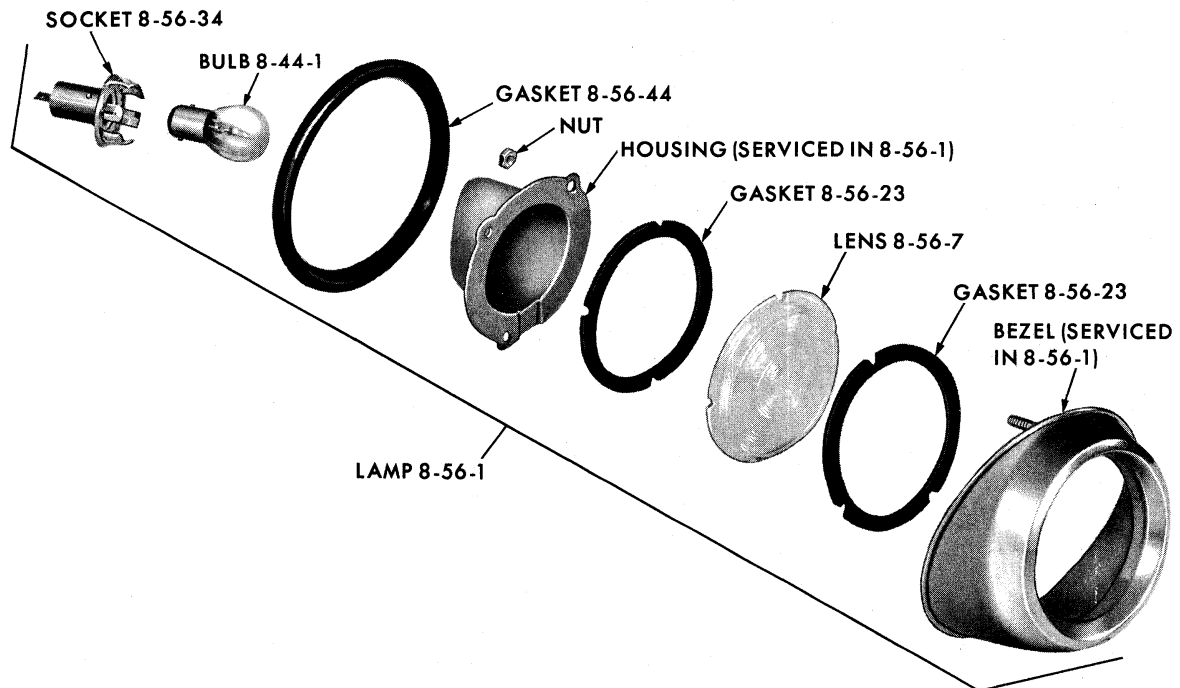
BACK-UP LAMP - DODGE PD3-4



**PARTS INDICATED  
BY NAME ONLY - ORDER  
BY DESCRIPTION**

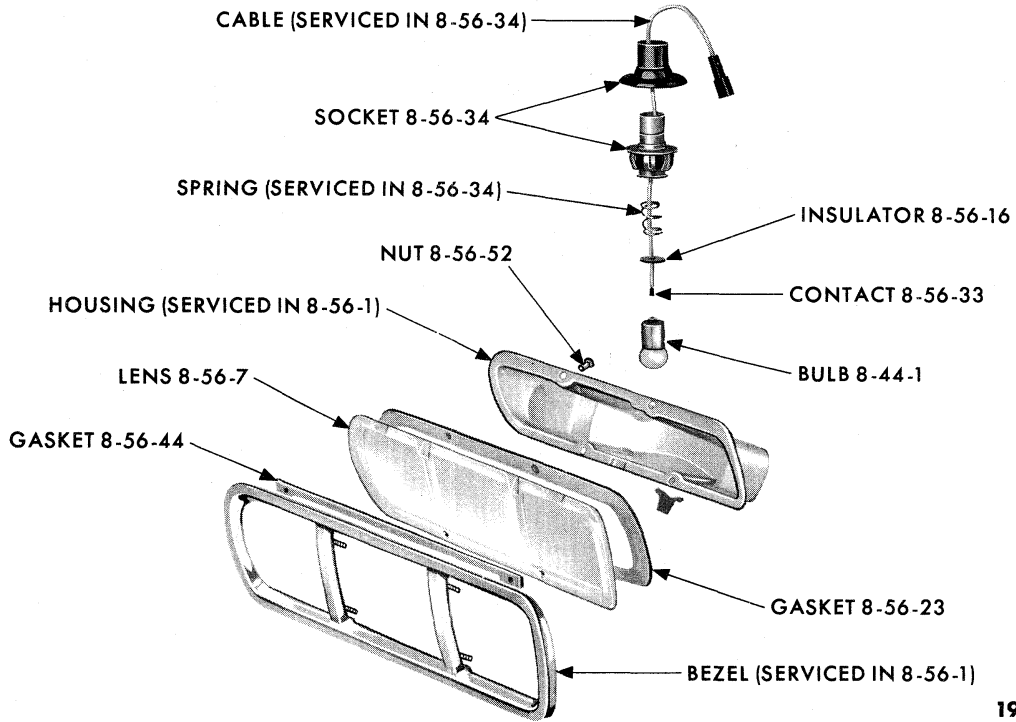
19x8669

BACK-UP LAMP - DESOTO PS1-3



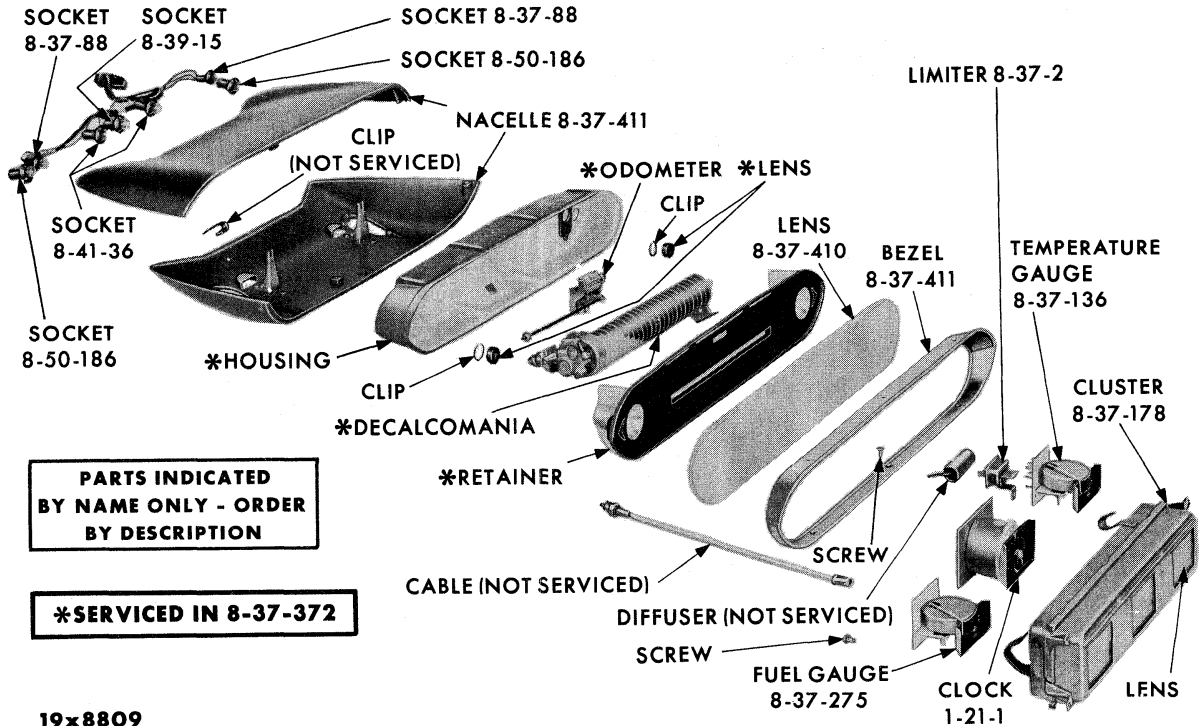
19x8612

BACK-UP LAMP - CHRYSLER PC1-2-3



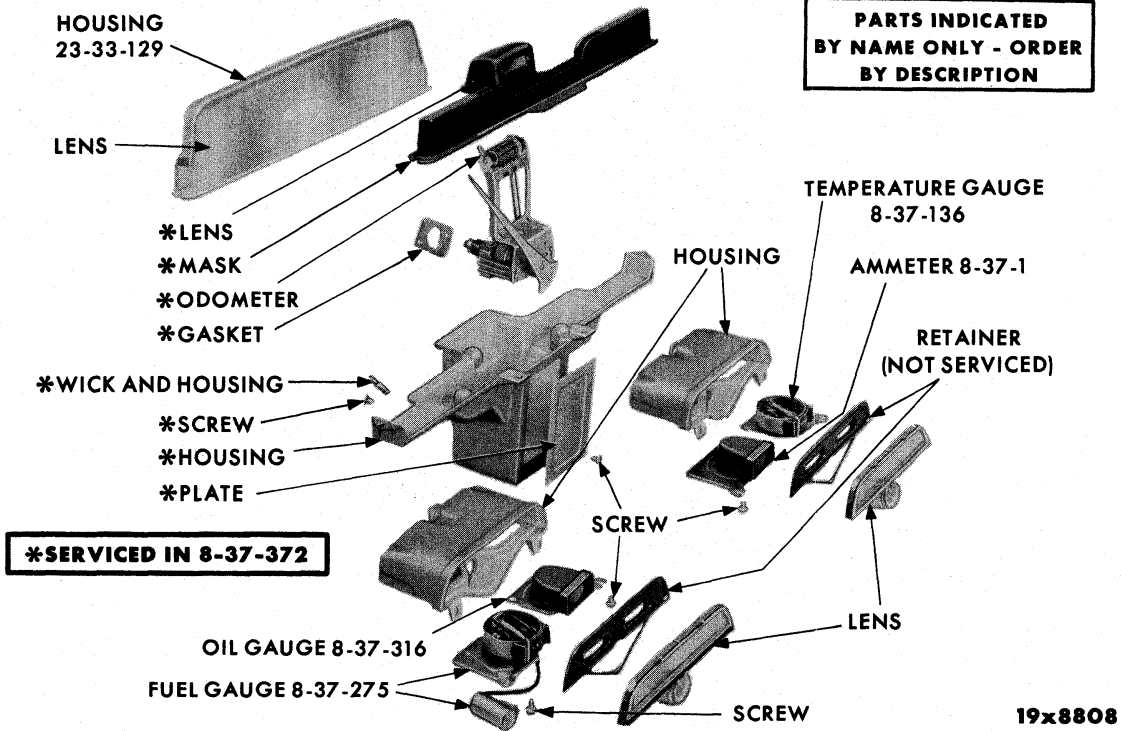
19x8661

BACK-UP LAMP - IMPERIAL PY1

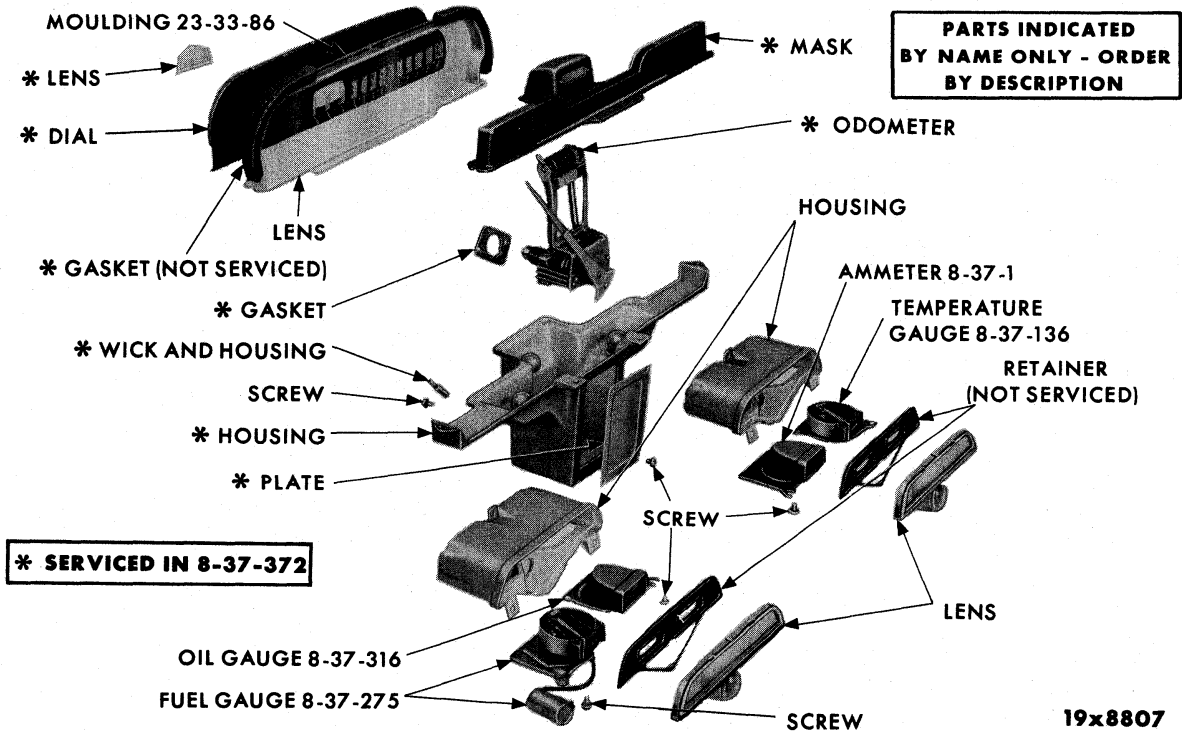


19x8809

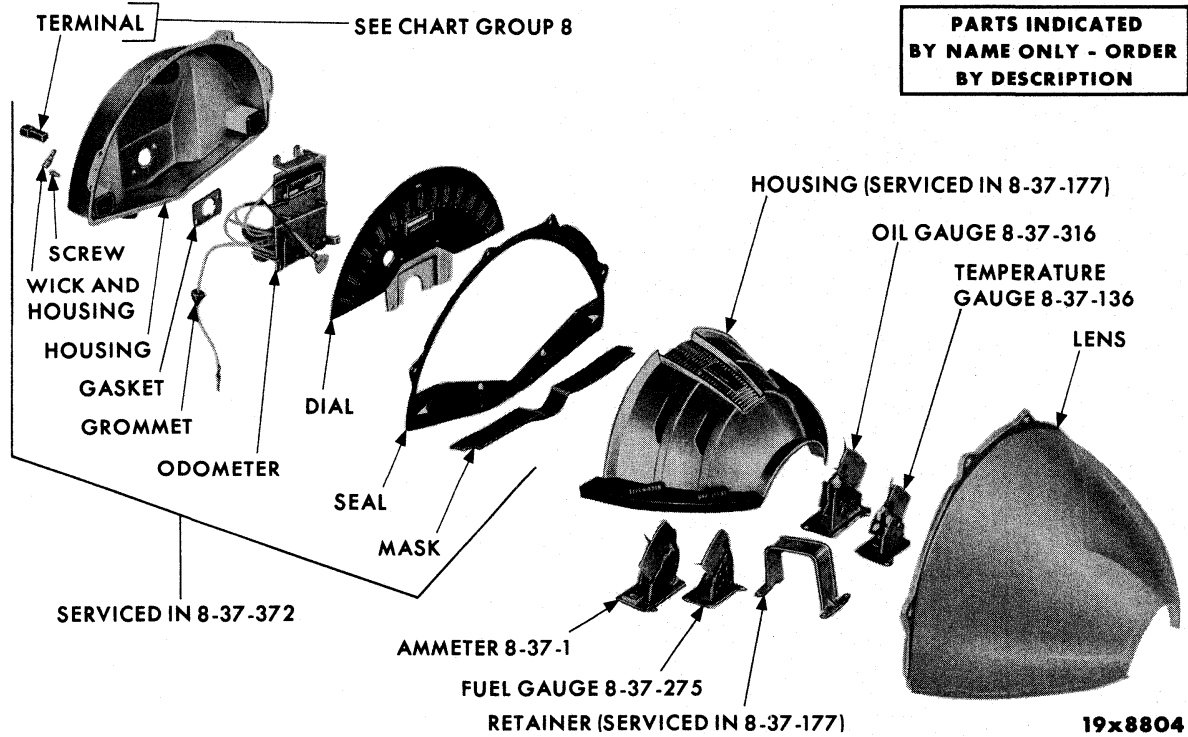
INSTRUMENT CLUSTER - PLYMOUTH PP1-2



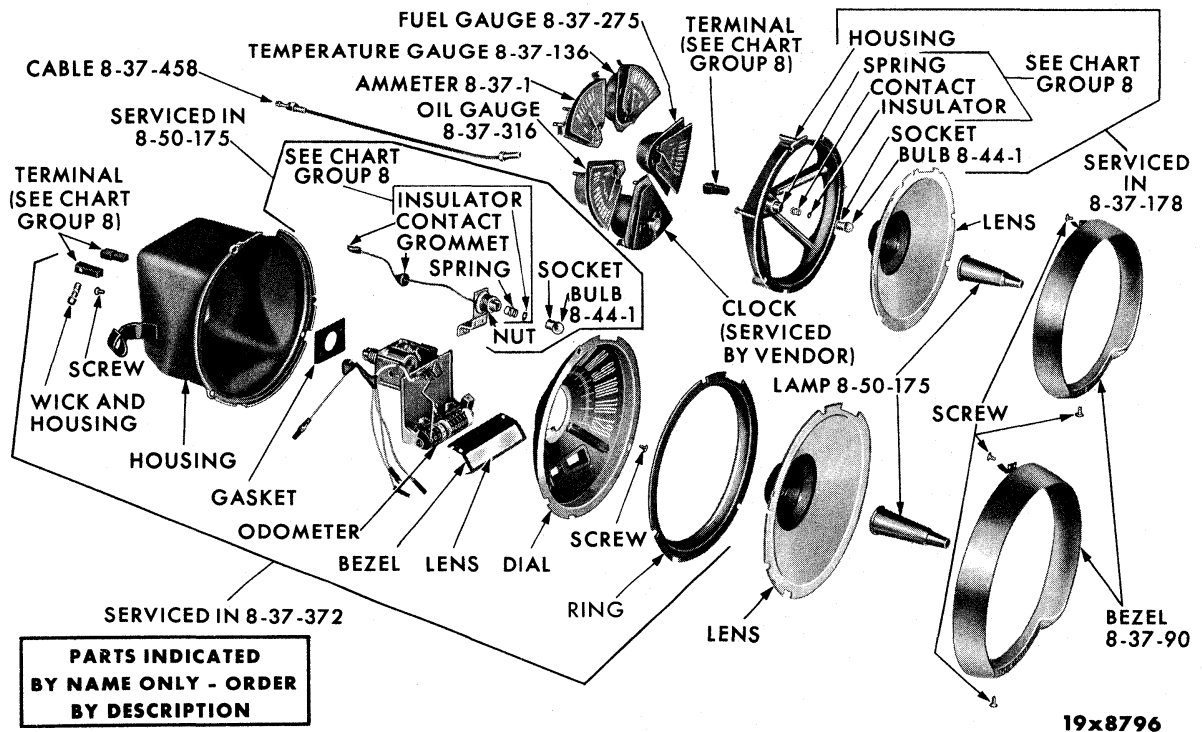
INSTRUMENT CLUSTER - DODGE PD1-2-3-4



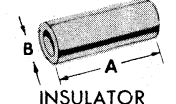
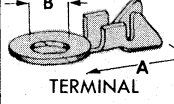

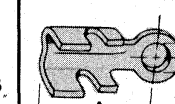


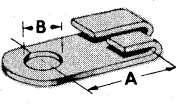
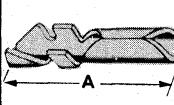
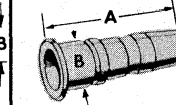


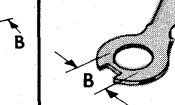
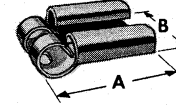
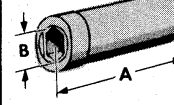
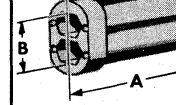
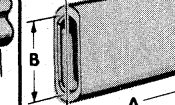
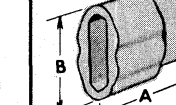
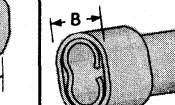
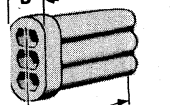
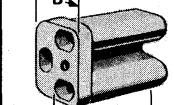
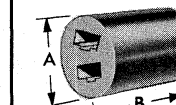
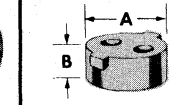
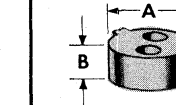
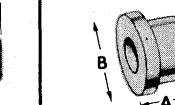
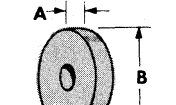
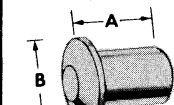
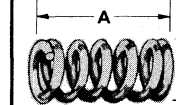
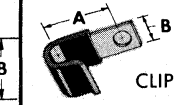
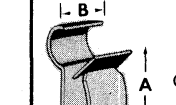
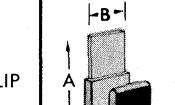
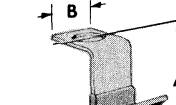
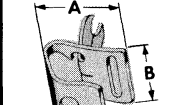


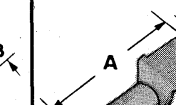
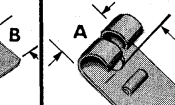
INSTRUMENT CLUSTER - DESOTO PS1-3



INSTRUMENT CLUSTER - CHRYSLER PC1-2-3



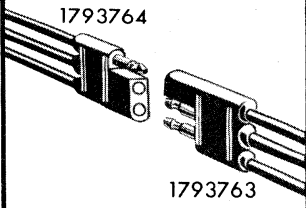
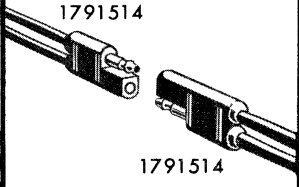
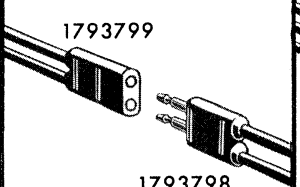
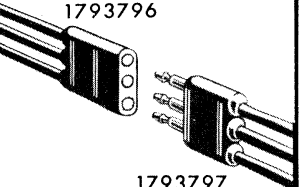
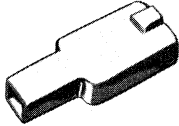
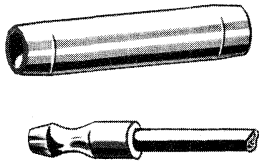




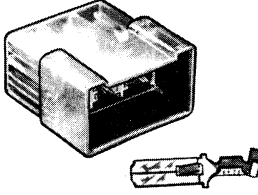
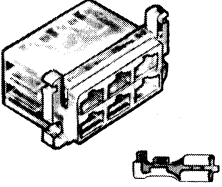
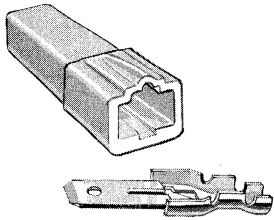
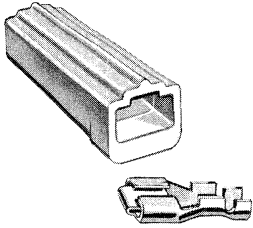
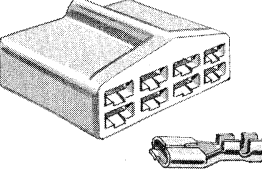
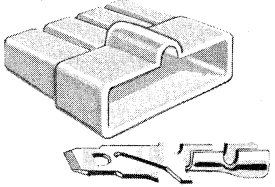




INSTRUMENT CLUSTER - IMPERIAL PY1

 <p>INSULATOR SLEEVES</p> <p><b>PART NO. A B</b></p> <p>930304 1" 2<sup>1</sup>/<sub>64</sub>"</p> <p>1188502 1" 1<sup>1</sup>/<sub>4</sub>"</p> <p>1264933 1" 7<sup>1</sup>/<sub>32</sub>"</p>	 <p>TERMINAL</p> <p><b>PART NO. A B</b></p> <p>200001 1<sup>3</sup>/<sub>16</sub>" 5<sup>1</sup>/<sub>32</sub>"</p> <p>200228 1<sup>1</sup>/<sub>16</sub>" 1<sup>3</sup>/<sub>64</sub>"</p> <p>200235 1<sup>7</sup>/<sub>32</sub>" 1<sup>3</sup>/<sub>32</sub>"</p> <p>200230 1<sup>1</sup>/<sub>16</sub>" 9<sup>1</sup>/<sub>32</sub>"</p>	 <p>TERMINAL</p> <p><b>PART NO. A B</b></p> <p>200268 1<sup>1</sup>/<sub>32</sub>" 1<sup>3</sup>/<sub>32</sub>"</p> <p>200266 1<sup>1</sup>/<sub>8</sub>" 9<sup>1</sup>/<sub>32</sub>"</p> <p>200019 1<sup>1</sup>/<sub>32</sub>" 1<sup>3</sup>/<sub>32</sub>"</p> <p>200013 1<sup>3</sup>/<sub>16</sub>" 9<sup>1</sup>/<sub>32</sub>"</p> <p>200025 1" 1<sup>1</sup>/<sub>32</sub>"</p> <p>200267 1<sup>3</sup>/<sub>16</sub>" 1<sup>1</sup>/<sub>32</sub>"</p>	 <p>TERMINAL</p> <p><b>PART NO. A B</b></p> <p>200052 1<sup>3</sup>/<sub>16</sub>" 1<sup>3</sup>/<sub>64</sub>"</p>	 <p>TERMINAL</p> <p><b>PART NO. A B</b></p> <p>200393 1<sup>3</sup>/<sub>16</sub>" 9<sup>1</sup>/<sub>16</sub>"</p> <p>200286 7<sup>1</sup>/<sub>16</sub>" 9<sup>1</sup>/<sub>32</sub>"</p>	 <p>TERMINAL</p> <p><b>PART NO. A B</b></p> <p>200094 3<sup>1</sup>/<sub>4</sub>" 1<sup>1</sup>/<sub>64</sub>"</p>
 <p>TERMINAL</p> <p><b>PART NO. A B</b></p> <p>200156 1<sup>1</sup>/<sub>32</sub>" 1<sup>3</sup>/<sub>64</sub>"</p>	 <p>TERMINAL</p> <p><b>PART NO. A B</b></p> <p>870821 3<sup>1</sup>/<sub>4</sub>" 1<sup>1</sup>/<sub>64</sub>"</p>	 <p>TERMINAL</p> <p><b>PART NO. A B</b></p> <p>665151 1<sup>7</sup>/<sub>32</sub>" 9<sup>1</sup>/<sub>16</sub>"</p>	 <p>TERMINAL</p> <p><b>PART NO. A B</b></p> <p>1383778 5<sup>1</sup>/<sub>8</sub>" 1<sup>1</sup>/<sub>8</sub>"</p>	 <p>TERMINAL</p> <p><b>PART NO. A B</b></p> <p>903895 3<sup>1</sup>/<sub>8</sub>" 1<sup>1</sup>/<sub>8</sub>"</p>	 <p>TERMINAL</p> <p><b>PART NO. A B</b></p> <p>1527254 2<sup>7</sup>/<sub>64</sub>" 1<sup>3</sup>/<sub>64</sub>"</p>
 <p>TERMINAL</p> <p><b>PART NO. A B</b></p> <p>1842009 9<sup>1</sup>/<sub>16</sub>" 5<sup>1</sup>/<sub>16</sub>"</p>	 <p>CONNECTOR (Single)</p> <p><b>PART NO. A B</b></p> <p>1310489 1<sup>1</sup>/<sub>2</sub>" 1<sup>1</sup>/<sub>32</sub>"</p>	 <p>CONNECTOR (Double)</p> <p><b>PART NO. A B</b></p> <p>1345869 1<sup>1</sup>/<sub>2</sub>" 2<sup>3</sup>/<sub>64</sub>"</p>	 <p>CONNECTOR (Bridge)</p> <p><b>PART NO. A B</b></p> <p>1345871 1<sup>1</sup>/<sub>2</sub>" 2<sup>3</sup>/<sub>32</sub>"</p>	 <p>CONNECTOR</p> <p><b>PART NO. A B</b></p> <p>1658840 1<sup>1</sup>/<sub>2</sub>" 2<sup>9</sup>/<sub>32</sub>"</p>	 <p>Y-CONNECTOR</p> <p><b>PART NO. A B</b></p> <p>689867 1 3<sup>1</sup>/<sub>8</sub>" 3<sup>1</sup>/<sub>8</sub>"</p>
 <p>CONNECTOR (Triple)</p> <p><b>PART NO. A B</b></p> <p>1345870 1<sup>1</sup>/<sub>2</sub>" 1<sup>7</sup>/<sub>32</sub>"</p>	 <p>CONNECTOR</p> <p><b>PART NO. A B</b></p> <p>1370445 1<sup>3</sup>/<sub>32</sub>" 2<sup>5</sup>/<sub>32</sub>"</p>	 <p>CONNECTOR</p> <p><b>PART NO. A B</b></p> <p>1842003 2<sup>3</sup>/<sub>32</sub>" 2<sup>3</sup>/<sub>32</sub>"</p>	 <p>INSULATOR</p> <p><b>PART NO. A B</b></p> <p>858245 3<sup>7</sup>/<sub>64</sub>" 1<sup>1</sup>/<sub>4</sub>"</p> <p>1345803 3<sup>9</sup>/<sub>64</sub>" 1<sup>1</sup>/<sub>4</sub>"</p>	 <p>INSULATOR</p> <p><b>PART NO. A B</b></p> <p>1273303 3<sup>7</sup>/<sub>64</sub>" 1<sup>1</sup>/<sub>4</sub>"</p> <p>1770999 3<sup>7</sup>/<sub>64</sub>" 9<sup>1</sup>/<sub>32</sub>"</p>	 <p>BUSHING</p> <p><b>PART NO. A B</b></p> <p>657583 7<sup>1</sup>/<sub>32</sub>" 5<sup>1</sup>/<sub>16</sub>"</p>
 <p>WASHER</p> <p><b>PART NO. A B</b></p> <p>6006106 1<sup>1</sup>/<sub>8</sub>" 3<sup>3</sup>/<sub>64</sub>"</p>	 <p>CONTACT</p> <p><b>PART NO. A B</b></p> <p>657572 7<sup>1</sup>/<sub>32</sub>" 3<sup>1</sup>/<sub>16</sub>"</p>	 <p>SOCKET SPRING</p> <p><b>PART NO. A B</b></p> <p>44758 3<sup>1</sup>/<sub>4</sub>" 9<sup>1</sup>/<sub>16</sub>"</p> <p>385532 1<sup>1</sup>/<sub>16</sub>" 5<sup>1</sup>/<sub>16</sub>"</p> <p>11<sup>1</sup>/<sub>16</sub>" 9<sup>1</sup>/<sub>16</sub>"</p>	 <p>CLIP</p> <p><b>PART NO. A B</b></p> <p>1263079 2<sup>7</sup>/<sub>32</sub>" 3<sup>1</sup>/<sub>4</sub>"</p> <p>1302783 1<sup>1</sup>/<sub>16</sub>" 2<sup>1</sup>/<sub>32</sub>"</p> <p>581523 1<sup>1</sup>/<sub>2</sub>" 5<sup>1</sup>/<sub>8</sub>"</p>	 <p>CLIP</p> <p><b>PART NO. A B</b></p> <p>639853 1 1<sup>1</sup>/<sub>2</sub>"</p>	 <p>CLIP</p> <p><b>PART NO. A B</b></p> <p>1526037 1 3<sup>1</sup>/<sub>16</sub>" 1<sup>1</sup>/<sub>2</sub>"</p>
 <p>CLIP</p> <p><b>PART NO. A B</b></p> <p>1308484 1" 5<sup>1</sup>/<sub>8</sub>"</p> <p>1770450 2<sup>2</sup>/<sub>64</sub>" 1<sup>1</sup>/<sub>16</sub>"</p>	 <p>CLIP</p> <p><b>PART NO. A B</b></p> <p>145411 5<sup>2</sup>/<sub>64</sub>" 1<sup>1</sup>/<sub>16</sub>"</p> <p>1261740 7<sup>1</sup>/<sub>8</sub>" 1<sup>1</sup>/<sub>16</sub>"</p>	 <p>CLIP</p> <p><b>PART NO. A B</b></p> <p>1436940 5<sup>1</sup>/<sub>8</sub>" 1<sup>1</sup>/<sub>2</sub>"</p>	 <p>CLIP</p> <p><b>PART NO. A B</b></p> <p>1660449 3<sup>1</sup>/<sub>32</sub>" 1<sup>1</sup>/<sub>2</sub>"</p>	 <p>CLIP</p> <p><b>PART NO. A B</b></p> <p>1753534 3<sup>1</sup>/<sub>4</sub>" 1<sup>1</sup>/<sub>4</sub>"</p>	 <p>CLIP</p> <p><b>PART NO. A B</b></p> <p>1819468 3<sup>1</sup>/<sub>8</sub>" 3<sup>1</sup>/<sub>8</sub>"</p>

19x8712A

CHART



<p>PLUG AND WIRING</p>  <p>1793764 1793763</p>	<p>PLUG AND WIRING</p>  <p>1791514 1791514</p>	<p>PLUG AND WIRING</p>  <p>1793799 1793798</p>	<p>PLUG AND WIRING</p>  <p>1793796 1793797</p>
 <p>CONNECTOR 1819362</p>	<p>CONNECTOR (10)</p>  <p>TERMINAL (20) 1843444 PACKAGE</p>	<p>CONNECTOR 1842003</p>  <p>1842009 TERMINAL</p>	 <p>1819468 TERMINAL</p>
 <p>TERMINAL (10) 1843220 PACKAGE</p>	<p>TERMINAL (10) (SILVER-PLATED) 1843221 PACKAGE</p> 	<p>INSULATOR (1)</p>  <p>TERMINAL (6) 1843222 PACKAGE</p>	<p>INSULATOR (1)</p>  <p>TERMINAL (6) 1843223 PACKAGE</p>
<p>INSULATOR (10)</p>  <p>TERMINAL (10) 2084420 PACKAGE</p>	<p>INSULATOR (10)</p>  <p>TERMINAL (10) 2084421 PACKAGE</p>	<p>INSULATOR (1)</p>  <p>TERMINAL (8) 2084424 PACKAGE</p>	<p>INSULATOR (1)</p>  <p>TERMINAL (8) 2084425 PACKAGE</p>
<p>INSULATOR (10)</p>  <p>TERMINAL (20) 1843224 PACKAGE</p>	<p>INSULATOR (10)</p>  <p>TERMINAL (10) 1843225 PACKAGE</p>	<p>INSULATOR (10)</p>  <p>TERMINAL (FEMALE) (10) TERMINAL (MALE) (10) 1843226 PACKAGE</p>	<p>INSULATOR (10)</p>  <p>TERMINAL (FEMALE) (10) 1843227 PACKAGE</p>

NUMBERS IN PARENTHESES INDICATE QUANTITY INCLUDED IN PACKAGE

19x8186E



CODE	PART NAME AND DESCRIPTION	NO. OF CYL.	PLYMOUTH	DODGE	DESOTO	CHRYSLER AND IMPERIAL	PER CAR	PART NUMBER
------	---------------------------	-------------	----------	-------	--------	-----------------------	---------	-------------

GROUP 8 - ELECTRICAL

<b>8-01-0 BATTERIES AND CABLES</b>								
8-01-4	CABLE, Battery Ground, 41" long . . . . .	6	60	60	-	-	1	1879 945
	23" long . . . . .	8	60	60	60	60	1	1879 944
8-01-17	CABLE, Battery to Starter Solenoid 13" long.	6-8	60	60	-	-	1	2084 071
	Battery to Starter Relay, PC1, 13" long . . . . .	8	-	-	60	60	1	2084 071
	Starter Relay to Starter, PC1, 29" long . . . . .	8	-	-	60	60	1	1879 938
	Battery to Starter Relay, PC2, PC3, PY1, 19" long . . . . .	8	-	-	-	60	1	2084 070
	Starter Relay to Starter, PC2, PC3, PY1, 13" long . . . . .	8	-	-	-	60	1	2084 071
<b>8-05-0 DOME LAMP AND SWITCH</b>								
8-05-6	HOUSING and SWITCH, Roof Dome Lamp, Rear, Sub., PC1, PC3 . . . . .	6-8	60	60	-	60	1	2161 308
	Dome Lamp, except Cv. Cp., PD3, PD4 . . . . .	6-8	60	60	-	-	1	1963 603
	Roof Bow No. 2 Dome Lamp, 2 D. and 4 D., PD1, PD2, 2 D., 4 D. and Sub., PS1, PS3, PC1, PC2, PC3, 4 D . . . . .	6-8	60	60	-	-	1	1963 606
	Roof Bow No. 2 Dome Lamp, PS1, PS3, PC1, PC2, PC3, 4 D. . . . .	8	-	60	60	60	1	1963 603
	Roof Bow No. 2 Dome Lamp, PS1, PS3, PC1, PC2, PC3, 4 D. . . . .	8	-	-	60	60	1	1963 606
8-05-8	LENS and BEZEL, Roof Dome Lamp, Sub., PC1, PC3, Rear . . . . .	6-8	60	60	-	60	1	2161 307
8-05-11	RETAINER, Mounting Bracket Wire, PY1 except Cv. Cp. . . . .	8	-	-	-	60	2	6006 071
8-05-12	SOCKET and BRACKET, Dome Lamp, except Cv. Cp. . . . .	6-8	60	-	-	-	1	2096 499
	PD1, PD2, 2 D., 4 D. and 2 Seat Sub., PD3, PD4, 2 D., Sp. Cl. Cp., 4 D., Sp. 4 D. and 2 Seat Sub. . . . .	6-8	-	60	-	-	1	2096 499
	PD1, PD2, Sp. Cl. Cp., Sp. 4 D. and 3 Seat Sub., PS1, PS3, Sp. Cl. Cp. and Sp. 4 D., PC1, PC2, PC3, Sp. Cl. Cp., Sp. 4 D. and Sub. . . . .	8	-	60	60	60	2	1704 875
	4 D., PC1, PC2, PC3 . . . . .	8	-	-	60	60	1	1704 875
	PY1 except Cv. Cp. . . . .	8	-	-	-	60	1	1704 875
8-05-14	SWITCH, Dome Lamp . . . . .	6-8	60	-	-	-	1	2084 296
	PC1, PC2, PC3 . . . . .	8	-	60	60	-	1	1972 507
	Roof Rail Dome Lamp, except Cv. Cp., PY1 . . . . .	8	-	-	-	60	1	1972 669
8-05-16	KNOB, Dome Lamp Switch, PD3, PD4 . . . . .	6-8	-	60	60	-	1	*1887 909
	PD1, PD2 . . . . .	8	-	60	-	-	1	1887 860
	PC1, PC2, PC3 . . . . .	8	-	-	-	60	1	1887 991
8-05-20	BEZEL, Dome Lamp Switch Mounting . . . . .	6-8	-	60	60	-	1	1887 789
	Roof Rail Dome Lamp Switch, PY1 except Cv. Cp. . . . .	8	-	-	-	60	1	2096 181
8-05-22	FUSE, Dome and Map, 6 ampere . . . . .	8	-	-	-	60	1	147 683
8-05-23	LENS, Roof Dome Lamp, except Cv. Cp., PD3, PD4 . . . . .	6-8	60	60	-	-	1	1963 602
	PD1, PD2, except Sp. Cl. Cp., Cv. Cp. and Sp. 4 D. . . . .	8	-	60	-	-	1	1963 602
	w/o Switch, PS1 Sp. 4 D., PS3 Sp. Cl. Cp. and Sp. 4 D., PC1, PC2, PC3, Sp. Cl. Cp., Sp. 4 D. and Sub. . . . .	8	-	-	60	60	2	2080 280
	Except Cv. Cp., PY1. . . . .	8	-	-	-	60	1	1902 298
8-05-24	NUT, Dome Lamp Switch Mounting, PC1, PC2, PC3 . . . . .	8	-	-	-	60	1	1971 521
8-05-32	CORE, Roof Dome Lamp Socket, Rear Compartment, Sub., PC1, PC3 . . . . .	6-8	60	60	-	60	1	2161 316

★ Indicates use as required. Numerals in parentheses ( ) refer to notes. Printed in U.S.A.  
 □ Indicates parts not listed in any previous parts book. Prices and specifications subject to change without notice.  
 \* Indicates change or addition. Dec. 9, 1960 Supersedes April 20, 1960.

# 1960 PASSENGER CAR PARTS CATALOG

CODE	PART NAME AND DESCRIPTION	NO. OF CYL.	PLYMOUTH	DODGE	DESOTO	CHRYSLER AND IMPERIAL	PER CAR	PART NUMBER
<b>8-06-0 QUARTER PANEL ORNAMENT LAMP</b>								
8-06-1	LAMP PACKAGE, Quarter Panel Ornament, PD2 . . . . .	8	-	60	-	-	1	2084 441
8-06-2	SOCKET, Quarter Panel Ornament Lamp, PD2 . . . . .	8	-	60	-	-	2	2096 586
<b>8-11-0 QUARTER OR COURTESY LAMP</b>								
8-11-6	SWITCH, Courtesy Lamp, except Cv.Cp. . . . .	6-8	60	-	-	-	1	*1971 931
		6-8	-	60	-	-	1	*1971 931
8-11-8	SOCKET, Quarter Arm Rest Courtesy Light, Cv. Cp. . . . .	8	-	60	-	60	2	1963 479
8-11-12	LENS AND RETAINER, Quarter Arm Rest Courtesy Light Bezel, PD2, PD4, PC1, PC3, Cv. Cp. . . . .	8	-	60	-	60	2	1623 132
	Rear Pocket Panel Courtesy Lamp, Cv. Cp., PY1 . . . . .	8	-	-	-	60	2	1623 132
8-11-13	LENS, Roof Side Rail Courtesy Lamp, PD1, PD2, Sp. Cl. Cp., Sp. 4 D. and Sub. . . . .	8	-	60	-	-	2	E1954 631
<b>8-12-0 AUTOMATIC LAMP DOOR SWITCH</b>								
8-12-2	SWITCH, Front Door, w/Straight Type Sleeve Connector . . . . .	6-8	60	60	60	60	2	1971 931
	Rear Door, w/Elbow Type Sleeve Connector . . . . .	6-8	60	60	60	60	2	1972 329
	Front Door Automatic Door, w/Elbow Type Sleeve Connector . . . . .	8	-	-	-	60	2	*1972 329
8-12-3	SOCKET, Open Door Indicator Lamp, 4 D. . . . .	6-8	60	-	-	-	1	1314 619
	4 D. Taxi . . . . .	6-8	-	60	-	-	1	1658 830
8-12-14	LAMP, Open Door Indicator, 4 D. Taxi . . . . .	6-8	-	60	-	-	1	2096 526
<b>8-13-0 TRUNK LAMP</b>								
8-13-1	SWITCH, SOCKET and CABLE, Trunk Lamp, PY1 . . . . .	8	-	-	-	60	1	1770 786
8-13-2	SWITCH, Trunk Lamp, except Sub., PC1, PC2, PC3 . . . . .	6-8	60	60	60	60	1	1972 426
8-13-3	SOCKET and BRACKET, Trunk Lamp, except Sub., PC1, PC2, PC3 . . . . .	6-8	60	60	60	60	1	2096 857
8-13-9	TERMINAL, Trunk Lamp Switch Cable, except Sub., PC1, PC2, PC3 . . . . .	6-8	60	60	60	60	1	* 665 151
		8	-	-	-	60	1	1753 534
<b>8-15-0 CHASSIS AND BODY WIRING</b>								
8-15-2	WIRING, Chassis and Instrument Panel . . . . .	6-8	60	-	-	-	1	1971 051
		6-8	-	60	-	-	1	2096 582
		8	-	-	60	-	1	1972 905
	PC1, PC2, PC3 . . . . .	8	-	-	-	60	1	1971 789
	PY1 UP TO approx. Serial No. PY1-115 394 . . . . .	8	-	-	-	60	1	*2096 086
	PY1 AFTER approx. Serial No. PY1-115 394 . . . . .	8	-	-	-	60	1	E2198 264
8-15-3	BRACKET and CIRCUIT BREAKER, Fuse Block Mounting, PC1, PC2, PC3 . . . . .	8	-	-	-	60	1	2097 150
	PY1 . . . . .	8	-	-	-	60	1	1971 328
8-15-4	WIRING, Body, Rear, 4 D. Sub., w/o Back-up Lamp . . . . .	6-8	60	-	-	-	1	2096 337
	w/Back-Up Lamp . . . . .	6-8	60	-	-	-	1	2096 338
	w/Electric Tail Gate, 2 D. Sub. . . . .	6-8	60	-	-	-	1	2096 662
	w/o Electric Tail Gate, 2 D. Sub. . . . .	6-8	60	-	-	-	1	2096 661
	Except Sub., PD1, PD3, PD4. . . . .	6-8	-	60	-	-	1	1887 768
	Sub. . . . .	6-8	-	60	-	-	1	2096 395
	Except Sub., PD2 . . . . .	8	-	60	-	-	1	2096 400
	Sub., PC1, PC3, UP TO . . . . .	8	-	-	-	60 (1)	1	2096 394
	Sub., PC1, PC3, AFTER . . . . .	8	-	-	-	60 (1)	1	2096 338
	PY1 . . . . .	8	-	-	-	60	1	1972 803
	Front, PY1 Cv.Cp. . . . .	8	-	-	-	60	1	2097 510

NOTE 1: PC1 Serial No. 8503-102718

PC3 Serial No. 8703-102718

★ Indicates use as required.

Numerals in parentheses ( ) refer to notes.

Printed in U.S.A.

⊠ Indicates parts not listed in any previous parts book.

Prices and specifications subject to change without notice.

Dec. 9, 1960 Supersedes April 20, 1960.

\* Indicates change or addition.

CODE	PART NAME AND DESCRIPTION	NO. OF CYL.	PLYMOUTH	DODGE	DESOTO	CHRYSLER AND IMPERIAL	PER CAR	PART NUMBER
<b>8-15-O CHASSIS AND BODY WIRING - Cont'd</b>								
8-15-6	TERMINAL and Fuse CLIP, Fuse Block . . . . .	8	-	-	-	60	1	*2197 136
8-15-7	WIRING, Generator to Regulator . . . . .	6	60	60	-	-	1	⊠2097 847
	High Performance, w/361 cubic in. Eng. . . . .	8	60	-	-	-	1	*2096 302
	w/318 cubic in. Eng. . . . .	8	60	-	-	-	1	⊠1971 472
	PD4 w/318 cubic in. Eng. . . . .	8	-	60	-	-	1	*2096 873
	PD1, PD2, PD4 w/High Performance and w/361 cubic in. Eng. . . . .	8	-	60	-	-	1	⊠2096 889
	Alternator to Regulator, PY1 . . . . .	8	-	-	-	60	1	2076 632
<b>8-16-O CABLE AND CONNECTIONS</b>								
NOTE: For a more practical and economical method of servicing, only the more complicated assemblies will be stocked for service. These will be found listed in their respective groups. On the more simple assemblies the required length and size of cable, necessary terminals, etc., should be specified. For visual chart of insulator and terminal packages see front of group.								
<b>8-16-1 CONNECTOR and TERMINAL PACKAGE,</b>								
	Headlamp Cable . . . . .	6-8	60	60	60	60	★	1879 609
	8 Pole Male . . . . .	6-8	60	60	60	60	★	2084 425
	8 Pole Female . . . . .	6-8	60	60	60	60	★	2084 424
	6 Pole Disconnect Male . . . . .	6-8	60	60	60	60	★	1843 222
	Single Pole, Long . . . . .	6-8	60	60	60	60	★	1843 226
	Single Pole, Short . . . . .	6-8	60	60	60	60	★	1843 227
	Female, Miniature . . . . .	6-8	60	60	60	60	★	2084 421
	Male, Miniature . . . . .	6-8	60	60	60	60	★	2084 420
8-16-2	CABLE (sold by the inch) No. 12 Red . . . . .	6-8	60	60	60	60	★	1786 037
	No. 14 Green . . . . .	6-8	60	60	60	60	★	1786 009
	No. 16 Blue . . . . .	6-8	60	60	60	60	★	1785 972
	No. 18 Yellow . . . . .	6-8	60	60	60	60	★	1786 052
8-16-3	CABLE (sold by the 100 foot spool) No. 12 Red . . . . .	6-8	60	60	60	60	★	1752 491
	No. 14 Green . . . . .	6-8	60	60	60	60	★	830 812
	No. 16 Blue . . . . .	6-8	60	60	60	60	★	1752 489
	No. 18 Yellow . . . . .	6-8	60	60	60	60	★	1752 488
	Horn Cable, No. 16 Black . . . . .	6-8	60	60	60	60	★	1064 754
8-16-4	TERMINAL, Female, Side Type . . . . .	6-8	60	60	60	60	★	1842 009
	TERMINAL, Male Blade Crimped, K-Type . . . . .	6-8	60	60	60	60	★	1753 534
	TERMINAL, Cable Connector . . . . .	6-8	60	60	60	60	★	* 870 821
8-16-5	SLEEVE, Wiring Terminal, Black . . . . .	6-8	60	60	60	60	★	1264 933
8-16-8	CONNECTOR, 2 Way Polarized, Female . . . . .	6-8	60	60	60	60	★	1842 003
	Single Cable . . . . .	6-8	60	60	60	60	★	611 898
8-16-10	PLUG, Cable Connector, No. 12 Cable . . . . .	6-8	60	60	60	60	★	665 151
<b>8-17-O FUSES</b>								
8-17-2	FUSE, 60 amp. . . . .	6-8	60	60	60	60	1	⊠2258 284
<b>8-19-O INSTRUMENT PANEL WIRING</b>								
8-19-3	WIRING, Window Lift, Cigar Lighter and Tack Lamp, PC3-300 Sp. Cl. Cp. and Cv. Cp. . . . .	8	-	-	-	60	1	2096 917
8-19-25	WIRING, Speedometer Housing . . . . .	6-8	-	60	-	-	1	⊠2096 539
		8	-	-	60	-	1	⊠2096 712
8-19-39	TERMINAL, Temperature Gauge Wiring, PY1. . . . .	8	-	-	-	60	1	1770 660
8-19-64	CABLE, Cigar Lighter Feed, PC1, PC2, PC3. . . . .	8	-	-	-	60	1	2096 714
8-19-83	HOUSING and CABLE, Ash Receiver Lamp Switch. . . . .	8	-	-	60	60	1	1887 726
<b>8-20-O CIGAR LIGHTER</b>								
8-20-3	FUSE, Swivel Seat Base Rear Cigar Lighter Heat Limiter, PC3. . . . .	8	-	-	-	60	1	1887 222
	Rear Compartment Cigar Lighter, PC3-300 . . . . .	8	-	-	-	60	1	147 685
	Rear Console Cigar Lighter Heat Limiter, PC3-300 . . . . .	8	-	-	-	60	1	1887 222

★ Indicates use as required.

Numerals in parentheses ( ) refer to notes.

Printed in U.S.A.

⊠ Indicates parts not listed in any previous parts book.

Prices and specifications subject to change without notice.

\* Indicates change or addition.

CODE	PART NAME AND DESCRIPTION	NO. OF CYL.	PLYMOUTH	DODGE	DESOTO	CHRYSLER AND IMPERIAL	PER CAR	PART NUMBER
<b>8-20-0 CIGAR LIGHTER - Cont'd</b>								
8-20-7	KNOB and Heat ELEMENT, Instrument Panel, PY1 . . . . .	8	-	-	-	60	1	1887 953
8-20-8	KNOB, Instrument Panel Cigar Lighter . . . . .	6-8	60	-	-	-	1	1887 593
	PD3, PD4 . . . . .	6-8	-	60	-	-	1	2096 287
	PD1, PD2 . . . . .	8	-	60	-	-	1	1887 920
	PC1, PC2, PC3 . . . . .	8	-	-	60	-	1	1887 876
	Front Seat Back Cigar Lighter, PC3 4 D., Sp. 4 D. and Sub. . . . .	8	-	-	-	60	1	2097 533
	Swivel Seat Base Rear Cigar Lighter, PC3 . . . . .	8	-	-	-	60	1	2097 533
	Rear Compartment Cigar Lighter, PC3 4 D., Sp. 4 D. and Sub. . . . .	8	-	-	-	60	1	898 492
	PY1 4 D. and Sp. 4 D. . . . .	8	-	-	-	60	2	2097 533
	Console Cigar Lighter, PC3-300 . . . . .	8	-	-	-	60	2	2097 533
8-20-9	ELEMENT, Instrument Panel Cigar Lighter Heat, Cuno . . . . .	6-8	60	60	60	60	1	1692 678
	Front Seat Back Cigar Lighter Heat, PC3 4 D., Sp. 4 D. and Sub., Cuno . . . . .	8	-	-	-	60	1	1692 678
	Console Cigar Lighter Heat, PC3-300, Cuno . . . . .	8	-	-	-	60	2	1692 678
	Swivel Seat Base Rear Cigar Lighter Heat, PC3, Cuno . . . . .	8	-	-	-	60	1	1692 678
	Rear Compartment, Cuno, PC3 . . . . .	8	-	-	-	60	★	1689 041
	Cuno, PY1 . . . . .	8	-	-	-	60	★	1692 678
8-20-10	SHELL and CLAMP, Instrument Panel Cigar Lighter, PD1, PD2 . . . . .	6-8	60	60	-	-	1	2096 597
	PD3, PD4 . . . . .	6-8	-	60	60	60	1	2096 599
	Cuno . . . . .	8	-	-	-	60	1	1642 475
	Front Seat Back Cigar Lighter, PC3 4 D., Sp. 4 D. and Sub., Cuno . . . . .	8	-	-	-	60	1	1642 475
	Swivel Seat Base Rear Cigar Lighter, PC3, Cuno . . . . .	8	-	-	-	60	1	1642 475
	Rear Compartment Cigar Lighter, PY1, Cuno. Casco, PY1 . . . . .	8	-	-	-	60	1	1642 475
	Instrument Panel Cigar Lighter, PY1 . . . . .	8	-	-	-	60	2	2096 599
		8	-	-	-	60	1	1752 403
8-20-12	INSULATOR, Front Seat Back Cigar Lighter Terminal, PC3 4 D., Sp. 4 D. and Sub. . . . .	8	-	-	-	60	1	1300 528
	Rear Compartment Cigar Lighter Terminal, PY1 4 D. and Sp. 4 D. . . . .	8	-	-	-	60	2	1300 528
8-20-16	BEZEL, Instrument Panel Cigar Lighter . . . . .	6-8	-	60	60	-	1	1887 787
	Swivel Seat Cigar Lighter, PC3 . . . . .	8	-	-	-	60	1	2080 996
8-20-17	SCREW, Swivel Seat Back Lighter Cable Prop Shield, PC3 . . . . .	8	-	-	-	60	2	1901 691
8-20-20	SOCKET and WIRE, Instrument Panel Cigar Lighter . . . . .	6-8	60	60	-	-	1	1770 756
<b>8-21-0 TERMINAL BLOCK</b>								
8-21-1	BLOCK, Instrument Panel Terminal . . . . .	6-8	-	60	60	-	1	1885 637
	Headlamp Terminal, PC1, PC2, PC3 . . . . .	8	-	-	-	60	1	913 297
8-21-11	SCREW, Terminal Block Mounting . . . . .	6-8	60	60	60	60	★	6006 119
<b>8-27-0 IGNITION DISTRIBUTOR</b>								
NOTE: Use part no. stamped on Distributor for Complete replacement and ordering Component Parts.								
8-27-1	DISTRIBUTOR ASSEMBLIES, Chrysler Built . . . . .	6	60	60	-	-	1	2095 270
	w/High Performance, w/o Ram Manifold, Double Breaker . . . . .	8	60	60	60	-	1	1889 570
	w/Auto. Trans., PD4 . . . . .	8	60	60	-	-	1	E2196 320
	w/Std. Trans., PD4 . . . . .	8	60	60	-	-	1	2095 199
	w/Power Package . . . . .	8	60	-	-	-	1	2084 843
	w/Power Package, Chrysler Built, w/318 cubic in. Eng. . . . .	8	60	-	-	-	1	*1889 710
	w/Auto. Trans., Chrysler Built, PD4 . . . . .	8	60	60	-	-	1	1838 505
	PD1-D500, PD2-D500, PD4-D500, w/Ram Manifold . . . . .	8	60	60	60	-	1	2095 065

★ Indicates use as required. Numerals in parentheses ( ) refer to notes. Printed in U.S.A.  
 □ Indicates parts not listed in any previous parts book. Prices and specifications subject to change without notice.  
 Dec. 9, 1960 Supersedes April 20, 1960. Page 8-22 \* Indicates change or addition.

CODE	PART NAME AND DESCRIPTION	NO. OF CYL.	PLYMOUTH	DODGE	DESOTO	CHRYSLER AND IMPERIAL	PER CAR	PART NUMBER
<b>8-27-0 IGNITION DISTRIBUTOR - Cont'd</b>								
8-27-1	DISTRIBUTOR ASSEMBLIES - Cont'd							
	w/High Performance, PD1, PS1	8	-	60	60	-	1	2095 054
	PD1, PS1	8	-	60	60	-	1	1889 562
	PD2, PS3	8	-	60	60	-	1	2095 054
	w/Power Package, PD4	8	-	60	-	-	1	1889 560
	w/High Performance, PD4	8	-	60	-	-	1	1889 562
	Except PC3-300	8	-	-	-	60	1	1889 564
	PC3-300	8	-	-	-	60	1	1889 568
8-27-320	TUBE, Carburetor to Governor Vacuum							
	Control, 3/16" O.D.	6	60	60	-	-	★	861 540
	3/16" O. D.	8	60	60	60	60	★	*1843 251

FOR MODEL APPLICATION SEE CODE 8-27-1

		DISTRIBUTOR ASSEMBLIES						
CODE	REMARKS	1838 505	2095 270	E2196 320 IBP-4003L	1889 560 IBP-4003N	1889 562 IBP-4005C	1889 564 IBP-4006C	1889 568 IBS-4011
8-27-4	GASKET, Oil Retainer . . . . .	1326 836	-----	1326 836	1326 836	1326 836	1326 836	1326 836
	Retainer, to Cyl. Block . . . . .	-----	E2095 740	-----	-----	-----	-----	-----
8-27-18	PACKAGE, Follower Gear. . . . .	-----	-----	-----	-----	-----	-----	2084 870
8-27-26	CLAMP. . . . .	*1947 612	-----	1326 835	1326 835	1737 760	1737 760	1737 760
8-27-27	SCREW and WASHER, Clamp . . . . .	1675 958	-----	1675 958	1675 958	-----	-----	-----
8-27-71	CAP . . . . .	1838 514	1889 424	2084 654	2084 654	2084 654	2084 654	2084 654
8-27-76	SPRING, Cap Attaching . . . . .	1838 508	1838 508	-----	-----	-----	-----	-----
8-27-77	PACKAGE, Cap Clamp Spring Hinge . . . . .	-----	-----	1879 606	1879 606	1879 606	1879 606	1879 606
8-27-85	PACKAGE, Cap Plunger Contact and Spring . . . . .	-----	-----	2084 655	2084 655	2084 655	2084 655	2084 655
8-27-100	OILER, Base . . . . .	-----	953 717	953 717	953 717	953 717	953 717	1879 391
8-27-114	BEARING, Ball . . . . .	-----	-----	-----	-----	623 207	-----	623 207
8-27-133	PACKAGE, Drive Shaft Bearing . . . . .	-----	-----	1879 596	1879 596	1879 596	1879 596	2084 867
	PACKAGE, Drive Shaft Bearing and Thrust Washer . . . . .	1881 947	1881 947	-----	-----	-----	-----	-----
8-27-137	PACKAGE, Drive Shaft Collar and Pin . . . . .	2084 448	-----	-----	-----	-----	-----	-----
8-27-138	PLATE, Breaker, Assembly E2095 784	1889 428	1843 482	1843 482	1843 368	1843 368	1843 368	1843 337
8-27-158	CONTACT SET . . . . .	1838 643	1838 643	2084 078	2084 078	2084 079	2084 079	2084 080
8-27-190	PACKAGE, Condenser and Mounting Bracket . . . . .	1818 757	1818 757	1818 757	1818 757	1818 757	1818 757	1818 757
8-27-205	LEAD, Primary . . . . .	-----	1889 788	1879 348	-----	1818 730	1818 730	1383 958
8-27-207	CABLE, Primary Lead . . . . .	1889 242	-----	-----	-----	-----	-----	-----
8-27-208	PACKAGE, Breaker and Ground Lead . . . . .	-----	-----	-----	-----	-----	-----	1881 768
8-27-218	PACKAGE, Terminal and Mounting Stud . . . . .	-----	-----	-----	-----	-----	-----	1881 751
8-27-250	SHAFT, Governor and Cam, Distributor . . . . .	*1889 683	-----	-----	-----	-----	-----	-----
8-27-278	PACKAGE, Governor Weight . . . . .	1881 945	1881 945	1879 595	1879 595	1881 746	1881 746	1881 746
8-27-279	SPRING SET, Governor Weight . . . . .	1881 946	2084 892	1879 310	1889 519	2084 657	1889 548	2084 866
8-27-297	PACKAGE, Cam Sleeve Felt Disc and Snap Ring. . . . .	1879 607	1879 607	1879 607	1879 607	1879 607	1879 607	1879 607
8-27-300	ROTOR . . . . .	1838 516	1838 516	1658 535	1658 535	1658 535	1658 535	1658 535
8-27-308	PACKAGE, Vacuum Chamber . . . . .	1881 944	2084 893	1881 752	1881 752	2084 888	2084 888	2084 868
8-27-315	PACKAGE, Vacuum Chamber Plug and Gasket. . . . .	-----	-----	1879 597	1879 597	1879 597	1879 597	1879 597
8-27-316	PACKAGE, Vacuum Chamber Spring and Washer . . . . .	-----	-----	*2084 083	2084 083	1881 747	1881 747	1881 766
8-27-352	GEAR and PIN PACKAGE, Drive . . . . .	-----	2084 653	-----	-----	-----	-----	2084 869

★ Indicates use as required. Numerals in parentheses ( ) refer to notes. Printed in U.S.A.  
 E Indicates parts not listed in any previous parts book. Prices and specifications subject to change without notice.  
 \* Indicates change or addition. Page 8-23 Dec. 9, 1960 Supersedes April 20, 1960.

8-27-0 IGNITION DISTRIBUTOR - Cont'd

FOR MODEL APPLICATION SEE CODE 8-27-1

DISTRIBUTOR ASSEMBLIES

CODE	REMARKS	1889 570 IBS-4006D	2084 843 IBP-4003PS	2095 054 IBP-4005D	2095 065 IBS-4006S	2095 199 IBP-4003T
8-27-4	GASKET, Oil Retainer . . . . .	1326 836	1326 836	1326 836	1326 836	1326 836
8-27-26	CLAMP . . . . .	----	1326 835	1737 760	1737 760	1326 835
8-27-27	SCREW and WASHER, Clamp . . . . .	----	1675 958	----	----	1675 958
8-27-71	CAP . . . . .	2084 654	2084 654	2084 654	2084 654	2084 654
8-27-77	PACKAGE, Cap Clamp Spring and Hinge	1879 606	1879 606	1879 606	1879 606	1879 606
8-27-85	PACKAGE, Cap Plunger Contact and Spring . . . . .	2084 655	----	2084 655	2084 655	2084 655
8-27-100	OILER, Base . . . . .	953 717	953 717	953 717	953 717	953 717
8-27-133	PACKAGE, Drive Shaft Bearing . . . . .	1879 596	1879 596	1879 596	1879 596	1879 596
8-27-138	PLATE, Breaker, Assembly . . . . .	1843 337	1843 482	1843 368	1843 337	1843 482
8-27-158	CONTACT SET . . . . .	2084 080	2084 078	2084 079	2084 080	2084 078
8-27-190	PACKAGE, Condenser and Mounting Bracket . . . . .	1818 757	1818 757	1818 757	1818 757	1818 757
8-27-205	LEAD, Primary . . . . .	1383 958	1879 348	1818 730	1383 958	1879 348
8-27-208	PACKAGE, Breaker and Ground Lead . .	1881 768	----	----	1881 768	----
8-27-218	PACKAGE, Terminal and Mounting Stud.	1881 751	----	----	1881 751	----
8-27-278	PACKAGE, Governor Weight . . . . .	1881 746	1879 595	1881 746	1881 746	1879 595
8-27-279	SPRING SET, Governor Weight . . . . .	2084 856	1889 538	2084 887	2084 866	2084 889
8-27-297	PACKAGE, Cam Sleeve Felt Disc and Snap Ring . . . . .	1879 607	1879 607	1879 607	1879 607	1879 607
8-27-300	ROTOR . . . . .	1658 535	1658 535	1658 535	1658 535	1658 535
8-27-308	PACKAGE, Vacuum Chamber . . . . .	2084 857	1881 929	2084 888	2084 868	1881 752
8-27-315	PACKAGE, Vacuum Chamber Plug and Gasket . . . . .	1879 597	1879 597	1879 597	1879 597	1879 597
8-27-316	PACKAGE, Vacuum Chamber Spring and Washer . . . . .	1881 766	1881 742	1881 747	1881 766	2084 083

FOR MODEL APPLICATION SEE CODE 8-27-1

DISTRIBUTOR ASSEMBLIES

CODE	REMARKS	*1889 710
8-27-4	GASKET, Ignition Distributor . . . . .	*1326 836
8-27-26	CLAMP . . . . .	*1737 760
8-27-71	CAP . . . . .	*1838 514
8-27-76	SPRING, Cap Attaching . . . . .	*1838 508
8-27-133	BEARING and Thrust WASHER PACKAGE, Drive Shaft . . . . .	*1881 947
8-27-137	COLLAR and PIN PACKAGE, Drive Shaft . . . . .	*2084 448
8-27-138	PLATE, Breaker . . . . .	⊠2095 784
8-27-158	CONTACT SET . . . . .	*1838 643
8-27-190	CONDENSER and BRACKET PACKAGE . . . . .	*1818 757
8-27-207	CABLE, Primary Lead . . . . .	*1889 242
8-27-250	SHAFT, Governor and Cam Distributor . . . . .	*1889 684
8-27-278	WEIGHT PACKAGE, Governor . . . . .	*1881 945
8-27-279	SPRING SET, Governor Weight . . . . .	⊠2084 891
8-27-297	FELT DISC and SNAP RING, Cam Sleeve . . . . .	*1889 607
8-27-300	ROTOR . . . . .	*1838 516
8-27-308	VACUUM CHAMBER PACKAGE . . . . .	*1881 948

\* Indicates use as required.

Numerals in parentheses ( ) refer to notes.

Printed in U.S.A.

⊠ Indicates parts not listed in any previous parts book.

Prices and specifications subject to change without notice.



**8-28-0 GENERATOR OR ALTERNATOR**

NOTE: For Component Parts of Generators or Alternators see Part Type Code 8-29-0.  
Where Component Parts of a listed Generator or Alternator not shown please  
order by description. Production Assemblies are for Identification purposes only.  
Order Service Generators or Alternators.

	Production Assemblies		Amps		Pulley No.	Service Generator No.
<b>8-28-3 GENERATOR</b>						
PP1, PD3	2095 418	GJM-8203-S1	35	S	1842 521 PU-1253	2095 417
All, except PY1 w/Air Cond. and 6 Cyl.	2095 074	GJM-8201-S1	35	S	1842 521 PU-1253	2095 070
PP1, PP2, PD1, PD2, PD4	1770 601	Bosch	50	S	1770 602	1704 294
PP1, PD3	1753 670	GGA-6001AC	40	S	1889 372 PU-244	1663 097
PP1, PP2, PD3, PD4	1842 784	GHM-8001B	30	S	1842 777 PU-1255	1842 785
PP2, PD1, PD2, PD4, PS1, PS3, PC1	1770 740	GGA-6007S1	40	S	1889 372 PU-244	1770 739
All, except PY1 w/Air Cond. and 6 Cyl.	1842 603	GGA-6003E	40	S	1889 372 PU-244	1658 861
PP2	1841 509	GGA-6007C	40	S	1889 398 PU-274	1770 739
PP2, PS1, PS3, PC1, PC2, PC3	1842 778	GHM-8005A	30	S	1842 777 PU-1255	1842 779
PP2, PD4, PC1, w/Air Cond.	1889 400	GHM-8006B	30	S	1842 777 PU-1255	1842 791
PD1, PD2, PD4, PS1, PS3	1842 772	GHM-8002B	30	S	1842 777 PU-1255	1842 773
PD1, PD2, PS1, w/Air Cond.	1842 775	GHM-8004A	30	S	1842 777 PU-1255	1842 776
PS1, PS3, PC1, PC2, PC3, w/Air Cond.	2095 075	GJM-8202S1	35	D	1842 795 PU-1256	2095 072
PS1, PS3, PC1, PC2, PC3, w/Air Cond.	1842 606	GGA-6003F	40	D	1889 373 PU-248	1658 861
PS3, PC2, PC3, w/Air Cond.	1842 780	GHM-8002A	30	D	1842 781 PU-1254	1842 773

**8-28-3 ALTERNATOR**

PY1, w/Air Cond.	2095 100		40	D	2095 059	2095 300
------------------	----------	--	----	---	----------	----------

NOTE: Letters "S" and "D" in Pulley margins represent Single Groove and Double Groove.

**NOTES**

★ Indicates use as required.

Numerals in parentheses ( ) refer to notes.

Printed in U.S.A.

☐ Indicates parts not listed in any previous parts book.

Prices and specifications subject to change without notice.

\* Indicates change or addition.

# 1960 PASSENGER CAR PARTS CATALOG

ELECTRICAL

CODE	PART NAME AND DESCRIPTION	NO. OF CYL.	PLYMOUTH	DODGE	DESOTO	CHRYSLER AND IMPERIAL	PER CAR	PART NUMBER
<b>8-28-0 GENERATOR OR ALTERNATOR - Cont'd</b>								
8-28-14	SPACER, Alternator Adjusting Strap to Alternator, w/Air Conditioning PY1 . . . . .	8	-	-	-	60	1	E1997 529
8-28-15	STRAP, Generator Adjusting, w/30 and 40 amp. Generator . . . . .	6	60	60	-	-	1	E2128 566
	w/35 amp. Generator . . . . .	6	60	60	-	-	1	*1947 916
	w/50 amp. Generator . . . . .	6	60	60	-	-	1	E2128 632
	w/o High Performance, w/o Ram Manifold, w/35 amp. Generator, w/o Air Conditioning, PD4 . . . . .	8	60	60	-	-	1	1670 566
	w/o High Performance, w/o Ram Manifold, w/50 amp. Generator, w/o Air Conditioning, PD4 . . . . .	8	60	60	-	-	1	1827 794
	PP2, PD4, w/High Performance, w/Ram Manifold, PD1, PD2, PD4-D500, w/35 amp. Generator, w/o Air Conditioning . . . . .	8	60	60	60	60	1	1826 066
	PP2, PD4, w/High Performance, w/Ram Manifold, PD1, PD2, PD4-D500, w/30 and 40 amp. Generator, w/o Air Conditioning . . . . .	8	60	60	60	60	1	1858 593
	PP2, PD4, w/High Performance, w/Ram Manifold, PD1, PD2, PD4-D500, PC1, PC2, PC3, w/30 and 40 amp. Generator, w/Air Conditioning . . . . .	8	60	60	60	60	1	1947 735
	PP2, PD4, w/361 and 383 cubic in. Eng., PD1, PD2, PC1, PC2, PC3, w/Air Conditioning, Model E . . . . .	8	60	60	60	60	1	1944 869
8-28-19	SCREW, Generator Adjusting Strap. . . . .	6-8	60	60	60	60	1	1343 212
8-28-36	BRACKET, Generator Mounting, w/30 amp. Generator . . . . .	6	60	60	-	-	1	E2128 565
	w/35 amp. Generator . . . . .	6	60	60	-	-	1	*2128 493
	w/40 amp. Generator . . . . .	6	60	60	-	-	1	E2128 620
	w/30 amp. Generator, w/318 cubic in. Eng., w/Air Conditioning, PD4 . . . . .	8	60	60	-	-	1	*1859 576
	w/40 amp. Generator, w/318 cubic in. Eng., w/Air Conditioning, PD4 . . . . .	8	60	60	-	-	1	*1859 577
	w/40 amp. Generator, except 318 cubic in. Eng., w/o Air Conditioning, PC1, PC2, PC3 . . . . .	8	60	60	60	60	1	E1945 398
	w/30 amp. Generator, except 318 cubic in. Eng., w/o Air Conditioning, PC1, PC2, PC3 . . . . .	8	60	60	60	60	1	E1945 399
	w/30 amp. Generator, except 318 cubic in. Eng., w/Air Conditioning, PC1, PC2, PC3 . . . . .	8	60	60	60	60	1	E1945 402
	w/35 amp. Generator, except 318 cubic in. Eng., w/Air Conditioning, PC1, PC2, PC3 . . . . .	8	60	60	60	60	1	E1945 403
	w/318 cubic in. Eng., w/Air Conditioning, PD4 . . . . .	8	60	60	-	-	1	1859 575
	High Performance, w/Air Conditioning . . . . .	8	60	60	60	-	1	1944 850
	PP2, PD4, w/High Performance, w/Ram Manifold, PD1, PD2, PD4-D500, w/35 amp. Generator, w/o Air Conditioning . . . . .	8	60	60	60	60	1	1826 059
	w/o High Performance, w/o Ram Manifold, w/30 amp. Generator, w/o Air Conditioning, PD4 . . . . .	8	60	60	-	-	1	1735 850
	w/o High Performance, w/o Ram Manifold, w/35 amp. Generator, w/o Air Conditioning, PD4 . . . . .	8	60	60	-	-	1	1731 467
	w/o High Performance, w/o Ram Manifold, w/40 amp. Generator, w/o Air Conditioning, PD4 . . . . .	8	60	60	-	-	1	1735 849
	w/o High Performance, w/o Ram Manifold, w/50 amp. Generator, w/o Air Conditioning, PD4 . . . . .	8	60	60	-	-	1	1827 772
	Alternator Mounting, w/Air Conditioning, PY1 . . . . .	8	-	-	-	60	1	E1997 527

★ Indicates use as required.

Numerals in parentheses ( ) refer to notes.

Printed in U.S.A.

E Indicates parts not listed in any previous parts book.

Prices and specifications subject to change without notice.

December 9, 1960.

\* Indicates change or addition.

CODE	PART NAME AND DESCRIPTION	NO. OF CYL.	PLYMOUTH	DODGE	DESOTO	CHRYSLER AND IMPERIAL	PER CAR	PART NUMBER
<b>8-28-0 GENERATOR OR ALTERNATOR - Cont'd</b>								
8-28-38	SPACER, Alternator Mounting Bracket to spacer to head, w/Air Conditioning, PY1 . . .	8	-	-	-	60	1	E1997 528
8-28-51	SUPPORT, Generator, PP2, PD4, w/High Performance, w/Ram Manifold, PD1, PD2, PD4-D500, 35 amp. Generator, w/o Air Conditioning, Long . . . . .	8	60	60	60	-	1	2120 612
	Short . . . . .	8	60	60	60	-	1	1859 324
	w/35 amp. Generator, w/o Air Conditioning, Long . . . . .	8	-	-	-	60	1	2120 610
	Short . . . . .	8	-	-	-	60	1	1945 277
	w/30 and 40 amp. Generator, w/o Air Conditioning, Long . . . . .	8	-	-	-	60	1	2120 613
	Short . . . . .	8	-	-	-	60	1	1946 918
8-28-74	REGULATOR, Generator, 30 amp., PC1, PC2, PC3 . . . . .	6-8	60	60	60	60	1	E2095 341
	35 amp. . . . .	6-8	60	60	60	60	1	1889 944
	40 amp. . . . .	6-8	60	60	60	60	1	1662 137
	50 amp., Bosch, PD1, PD2, PD4 . . . . .	6-8	60	60	-	-	1	1704 295
	REGULATOR, Alternator, 40 amp., PY1 . . . . .	8	-	-	-	60	1	1889 960
8-28-75	SCREW, Generator Regulator . . . . .	6-8	60	60	-	-	★	6006 122
8-28-88	CLAMP, Regulator Terminal . . . . .	6-8	60	60	60	60	3	1779 986
8-28-282	PULLEY, Jackshaft . . . . .	6	60	60	-	-	1	*1403 997
	w/318 cubic in. Eng., PD4 . . . . .	8	60	60	-	-	1	*1859 952
	PP2 w/361 and 383 cubic in. Eng., PD1, PD2, PD4 w/361 and 383 cubic in. Eng. . . . .	8	60	60	60	60	1	1944 844
8-28-283	BRACKET, Jackshaft Pulley . . . . .	6	60	60	-	-	1	E1991 606
	w/318 cubic in. Eng., PD4 . . . . .	8	60	60	-	-	1	*1859 582
	PP2 w/361 and 383 cubic in. Eng., PD1, PD2, PD4 w/361 and 383 cubic in. Eng. . . . .	8	60	60	60	60	1	1944 845
	Bracket Spacer, w/318 cubic in. Eng., PD4 . . . . .	8	60	60	-	-	1	1945 384
8-28-284	SUPPORT, Compressor and Jackshaft Bracket, PP2 w/361 and 383 cubic in. Eng., PD1, PD2, PD4 w/361 and 383 cubic in. Eng. . . . .	8	60	60	-	-	1	1991 620
		8	-	-	60	60	1	1991 621
8-28-285	SPACER, Jackshaft Pulley to Bracket . . . . .	6	60	60	-	-	1	E1993 695
	w/318 cubic in. Eng., PD4 . . . . .	8	60	60	-	-	1	*1859 578
8-28-288	SLEEVE, Compressor and Jackshaft Pulley to Bracket, w/318 cubic in. Eng., PD4 . . . . .	8	60	60	-	-	1	1859 589
	PP2 w/361 and 383 cubic in. Eng., PD1, PD2, PD4 w/361 and 383 cubic in. Eng. . . . .	8	60	60	60	60	1	1944 847
8-28-289	SCREW, Water Pump Body Air Conditioning Jackshaft Pulley Bracket Spacer, w/318 cubic in. Eng., PD4 . . . . .	8	60	60	-	-	1	*1851 371
8-28-299	FAN, Generator . . . . .	6-8	60	60	60	60	1	1889 371
8-28-302	PULLEY, Generator Drive Pulley, PD4 . . . . .	8	60	60	-	-	1	1821 337

★ Indicates use as required.

Numerals in parentheses ( ) refer to notes.

Printed in U.S.A.

E Indicates parts not listed in any previous parts book.

Prices and specifications subject to change without notice.

\* Indicates change or addition.

## 8-29-0 GENERATOR OR ALTERNATOR COMPONENT PARTS

FOR MODEL APPLICATION SEE CODE 8-28-3

### GENERATOR ASSEMBLIES

CODE	REMARKS	1658 861 GGA-6003S1	1663 097 GGA-6009NS1	1770 739 GGA-6007S1	1842 773 GHM-8002S1	1842 776 GHM-8004S1
8-29-1	ARMATURE . . . . .	1391 249	1391 249	1391 249	1879 568	1889 350
8-29-2	NUT, Armature Shaft . . . . .	40 654	40 654	40 654	----	----
8-29-12	SPACER, Armature Shaft . . . . .	1253 336	1253 336	1253 336	----	----
8-29-13	PACKAGE, Arm Shaft Nut and Lockwasher	1881 722	1881 722	1881 722	----	----
8-29-14	PACKAGE, Armature Terminal Stud and Mounting . . . . .	1881 744	1881 744	1881 744	1881 740	1881 740
8-29-17	BRUSH SET . . . . .	960 544	960 544	960 544	1843 156	1843 156
8-29-19	PACKAGE, Brush Arm and Spring. . . . .	1881 745	1881 745	1881 745	1881 741	1881 741
8-29-20	SPRING, Brush . . . . .	960 173	960 173	960 173	671 490	671 490
8-29-21	ARM. Brush . . . . .	674 936	674 936	674 936	673 014	673 014
8-29-100	HEAD, Commutator End, Assembly . . . . .	1501 791	1501 791	1501 791	1495 553	1495 542
8-29-146	HEAD, Drive End, Assembly . . . . .	1571 464	1253 338	1818 749	1889 351	1879 569
8-29-154	BEARING, Drive End Head Ball . . . . .	965 325	965 325	965 325	1889 235	1889 235
	BEARING, Commutator End Head Ball . . . . .	1202 829	1202 829	1202 829	602 454	1402 563
8-29-172	COIL, Field, Complete, Assembly . . . . .	1391 246	1391 246	1391 246	----	----
8-29-173	COIL, Field, Right . . . . .	----	----	----	1499 172	1499 172
8-29-174	COIL, Field, Left . . . . .	----	----	----	1499 171	1499 171
8-29-193	PACKAGE, Field Terminal Stud and Mounting . . . . .	1881 743	1881 743	1881 743	1881 719	1881 719
8-29-208	BOLT, Thru . . . . .	1253 327	1253 327	1253 327	1253 343	1253 343
8-29-312	STUD, Armature Terminal . . . . .	1267 793	1267 793	1267 793	----	----
8-29-313	STUD, Field Terminal . . . . .	953 732	953 732	953 732	1253 348	1253 348
8-29-320	INSULATION, Terminal Stud Inner . . . . .	1253 332	1253 332	1253 332	----	----
8-29-323	BUSHING, Armature Terminal Stud Insulating . . . . .	960 162	960 162	960 162	----	----
8-29-325	BUSHING, Field Terminal Insulating . . . . .	960 161	960 161	960 161	----	----
8-29-327	WASHER, Armature Terminal Insulating. . . . .	671 477	671 477	671 477	1138 481	1138 481
	WASHER, Field Terminal Insulating . . . . .	671 481	671 481	671 481	1253 344	1253 344

### NOTES

\_\_\_\_\_  
 \_\_\_\_\_  
 \_\_\_\_\_  
 \_\_\_\_\_  
 \_\_\_\_\_  
 \_\_\_\_\_  
 \_\_\_\_\_  
 \_\_\_\_\_  
 \_\_\_\_\_  
 \_\_\_\_\_  
 \_\_\_\_\_  
 \_\_\_\_\_

**8-29-0 GENERATOR OR ALTERNATOR COMPONENT PARTS - Cont'd**

FOR MODEL APPLICATION SEE CODE 8-28-3

GENERATOR ASSEMBLIES						
CODE	REMARKS	1842 779 GHM-8005S1	1842 785 GHM-8001S1	1842 791 GHM-8006S1	2095 072 GJM-8202S1	2095 070 GJM-8201S1
8-29-1	ARMATURE . . . . .	1889 350	1879 568	1889 350	1889 353	1879 571
8-29-14	PACKAGE, Armature Terminal Stud and Mounting . . . . .	1881 740	1881 740	1881 740	----	----
8-29-17	BRUSH SET . . . . .	1843 156	1843 156	1843 156	1843 156	1843 156
8-29-19	PACKAGE, Brush Arm and Spring . . . . .	1881 741	1881 741	1881 741	1881 721	1881 721
8-29-20	SPRING, Brush . . . . .	671 490	671 490	671 490	----	----
8-29-21	ARM, Brush . . . . .	673 014	673 014	673 014	----	----
8-29-41	PACKAGE, Brush Holder and Terminal . . . . .	----	----	----	2084 854	2084 854
8-29-100	HEAD, Commutator End, Assembly . . . . .	1495 542	1495 553	1495 542	2084 855	2084 861
8-29-146	HEAD, Drive End, Assembly . . . . .	1889 351	1879 569	1889 349	2084 852	2084 852
8-29-154	BEARING, Drive End Head Ball . . . . .	1889 235	602 454	602 454	1889 235	1889 235
	BEARING, Commutator End Head Ball . . . . .	1402 563	602 454	1402 563	602 454	2084 265
8-29-172	COIL, Field, Complete, Assembly . . . . .	----	----	----	2084 860	2084 860
8-29-173	COIL, Field, Right . . . . .	1499 172	1499 172	1499 172	----	----
8-29-174	COIL, Field, Left . . . . .	1499 171	1499 171	1499 171	----	----
8-29-193	PACKAGE, Field Terminal Stud and Mounting . . . . .	1881 719	1881 719	1881 719	2084 853	2084 853
8-29-208	BOLT, Thru . . . . .	1253 343	1253 343	1253 343	673 009	----
8-29-313	STUD, Field Terminal . . . . .	1253 348	1253 348	1253 348	----	----
8-29-323	BUSHING, Armature Terminal Stud Insulating . . . . .	1253 346	1253 346	1253 346	----	----
8-29-325	BUSHING, Field Terminal Insulating . . . . .	1253 346	1253 346	1253 346	----	----
8-29-327	WASHER, Armature Terminal Insulating . . . . .	1138 481	1138 481	1138 481	----	----
	WASHER, Field Terminal Insulating . . . . .	1253 344	1253 344	1253 344	----	----

FOR MODEL APPLICATION SEE CODE 8-28-3

GENERATOR ASSEMBLIES		2095 417 GJM-8203-S1
8-29-1	ARMATURE . . . . .	1879 571
8-29-17	BRUSH SET . . . . .	1843 156
8-29-19	ARM and SPRING PACKAGE, Brush . . . . .	1881 721
8-29-41	HOLDER and TERMINAL PACKAGE, Brush . . . . .	2084 854
8-29-100	HEAD, Commutator . . . . .	2240 251
8-29-146	HEAD, Drive End . . . . .	2084 852
8-29-154	BEARING, Commutator End Bronze . . . . .	2084 265
	BEARING, Drive End Ball . . . . .	1889 235
8-29-172	COIL, Field, Complete . . . . .	2084 860
8-29-193	STUD PACKAGE, Field Terminal . . . . .	2084 853
8-29-208	BOLT, Thru . . . . .	671 487

FOR MODEL APPLICATION SEE CODE 8-28-3

ALTERNATOR ASSEMBLIES		2095 300
8-29-17	BRUSH SET . . . . .	2084 673
8-29-42	HOLDER, Brush . . . . .	2095 038
8-29-97	ROTOR . . . . .	2095 013
8-29-98	STATOR . . . . .	E2095 427

★ Indicates use as required. Numerals in parentheses ( ) refer to notes. Printed in U.S.A.  
 ☐ Indicates parts not listed in any previous parts book. Prices and specifications subject to change without notice.  
 \* Indicates change or addition. Page 8-27 Dec. 9, 1960 Supersedes April 20, 1960.

## 8-29-0 GENERATOR OR ALTERNATOR COMPONENT PARTS - Cont'd

FOR MODEL APPLICATION SEE CODE 8-28-3

### ALTERNATOR ASSEMBLIES

2095 300

8-29-129	CAPACITOR and BOLT PACKAGE . . . . .							2084 675
8-29-130	SCREW, Rectifier End Shield Ground . . . . .							E6022 381
8-29-131	RECTIFIER, Positive . . . . .							2095 331
	RECTIFIER, Negative . . . . .							2095 332
8-29-132	SHIELD, Rectifier End . . . . .							2095 339
8-29-133	BEARING, Rectifier End Shield . . . . .							2095 037
8-29-135	HEAT SINK PACKAGE, Rectifier . . . . .							2084 674
8-29-136	INSULATOR, Rectifier Heat Sink . . . . .							2095 241
8-29-153	SHIELD, Drive End . . . . .							2095 008
8-29-154	BEARING, Drive End Shield Ball . . . . .							E2095 653
8-29-155	RETAINER, Drive End Shield Bearing . . . . .							2095 182
8-29-194	SCREW, Insulator Brush Mounting . . . . .							E6022 377
8-29-208	SCREW, Frame . . . . .							2095 004

CODE	PART NAME AND DESCRIPTION	NO. OF CYL.	PLYMOUTH	DODGE	DESOTO	CHRYSLER AND IMPERIAL	PER CAR	PART NUMBER
<b>8-30-0 GROMMETS</b>								
8-30-1	GROMMET, Wiring Dash Slot, 1/2" thk. . . . .	6-8	60	60	60	60	1	2097 813
	3/4" thk. . . . .	6-8	60	60	60	60	1	2097 814
	Speedometer Cable, 3/8" thk. . . . .	6-8	60	60	60	60	1	2097 816
	Chassis Wiring Headlamp Plug, PC1, PC2, PC3 . . . . .	6-8	-	60	60	60	2	2097 303
	Gearshift Control Cable Dash, PY1 . . . . .	8	-	-	-	60	1	1370 460
	Back-Up Lamp Wiring, PY1 . . . . .	8	-	-	-	60	2	1838 986
	License Lamp Cable, PY1 . . . . .	8	-	-	-	60	1	1838 986
<b>8-31-0 HAND BRAKE SIGNAL LAMP</b>								
8-31-2	LAMP, Hand Brake Signal, Factory Installation . . . . .	6-8	-	60	60	-	1	*2096 526
	Field Installation . . . . .	6-8	-	60	60	-	1	2096 529
8-31-3	FLASHER, Hand Brake and Speed Warning Signal Lamp, PY1 . . . . .	8	-	-	-	60	1	1971 896
8-31-10	SWITCH, Hand Brake Signal Lamp, PC1, PC2, PC3 . . . . .	6-8	60	60	60	60	1	1971 931
	PY1 . . . . .	8	-	-	-	60	1	2097 279
8-31-11	BRACKET, Parking Brake Signal Lamp Switch, PC1, PC2, PC3 . . . . .	6-8	60	60	60	60	1	E2096 396
8-31-16	SOCKET, Parking Brake Signal Lamp . . . . .	6-8	60	-	-	-	1	1314 619
		6-8	-	60	60	-	1	1658 830
	PC1, PC2, PC3 . . . . .	8	-	-	-	60	1	1753 632
<b>8-32-0 HORNS</b>								
8-32-2	HORN, High Note, Sea Shell . . . . .	6-8	60	-	60	60	1	2097 950
	Low Note, Sea Shell . . . . .	6-8	60	-	60	60	1	2097 951
	High Note, Sparton . . . . .	6-8	-	60	-	-	1	2097 898
	Low Note, Sparton . . . . .	6-8	-	60	-	-	1	2097 899
	Trumpet Type, A.L., PY1 . . . . .	8	-	-	-	60	1	2097 774
8-32-15	BRACKET, Horn Mounting, A.L., Right, PC1 . . . . .	6-8	60	-	60	60	1	E1971 428
	Left, PC1 . . . . .	6-8	60	-	60	60	1	E1971 429
	Horn Mounting, Right . . . . .	6-8	-	60	-	-	1	E1972 868
	Left . . . . .	6-8	-	60	-	-	1	E1972 869
	Horn Mounting, used with A.L. and Sparton Type Horns, Right, PC2, PC3, PY1 . . . . .	8	-	-	-	60	1	*1971 362
	Left . . . . .	8	-	-	-	60	1	1971 363
	Used w/Trumpet Type Horns, PY1 . . . . .	8	-	-	-	60	1	1972 461
8-32-108	ADAPTER, Horn Terminal, PY1 . . . . .	8	-	-	-	60	2	1753 085

★ Indicates use as required. Numerals in parentheses ( ) refer to notes. Printed in U.S.A.  
 E Indicates parts not listed in any previous parts book. Prices and specifications subject to change without notice.  
 Dec. 9, 1960 Supersedes April 20, 1960. Page 8-28 \* Indicates change or addition.

CODE	PART NAME AND DESCRIPTION	NO. OF CYL.	PLYMOUTH	DODGE	DESOTO	CHRYSLER AND IMPERIAL	PER CAR	PART NUMBER
<b>8-33-0 HORN CONTROL</b>								
8-33-4	RING, Steering Wheel Horn, w/ORNAMENT, PP1M, H, PP2M, H . . . . .	6-8	60	-	-	-	1	1948 659
	BAR, w/ORNAMENT, PP1L, PP2L . . . . .	6-8	60	-	-	-	1	1948 685
	BAR, w/o Ornament, w/Plastic Wheel . . . . .	6-8	60	-	-	-	1	1946 552
	RING, w/Std. Trans. . . . .	6-8	-	60	-	-	1	2122 668
	BAR, w/Auto. Trans., Beige, w/o Power Steering . . . . .	6-8	-	60	-	-	1	2122 969
	BAR, w/Auto. Trans., Beige, w/Power Steering . . . . .	6-8	-	60	-	-	1	2122 972
	w/Std. Trans., w/Rubber Wheel, PS1 . . . . .	8	-	-	60	-	1	1943 626
	RING, w/ORNAMENT, w/Auto. Trans., w/Plastic Wheel . . . . .	8	-	-	60	-	1	2122 635
	RING, w/Rubber Wheel, PC1, PC2 . . . . .	8	-	-	-	60	1	1945 920
	BAR, w/Plastic Wheel, PC1, PC2, PC3 . . . . .	8	-	-	-	60	1	1945 919
	RING, PY1 . . . . .	8	-	-	-	60	1	2122 055
8-33-5	RETAINER, Horn Ring . . . . .	6-8	60	-	-	-	1	1856 318
	w/Plastic Oval Wheel . . . . .	6-8	60	-	-	-	1	1946 556
	w/Std. Trans. . . . .	6-8	-	60	-	-	1	1940 512
	w/Auto. Trans. . . . .	6-8	-	60	-	-	1	1948 674
	w/Auto. Trans., w/Deep Plastic Wheel . . . . .	8	-	-	60	-	1	2122 029
8-33-6	ORNAMENT, Horn Ring, w/Plastic Oval Wheel . . . . .	6-8	60	-	-	-	1	E1948 658
	Horn Ring, w/Auto Trans. . . . .	6-8	-	60	-	-	1	*1948 682
	w/Std. Trans., w/Rubber Wheel, PS1 . . . . .	8	-	-	60	-	1	1940 857
	PC1, PC2 . . . . .	8	-	-	-	60	1	1945 924
	PC3 . . . . .	8	-	-	-	60	1	1945 923
	PC3-300 . . . . .	8	-	-	-	60	1	1945 922
8-33-19	BASE, Horn Ring . . . . .	6-8	60	-	-	-	1	1946 555
	w/Auto. Trans. . . . .	6-8	-	60	-	-	1	1948 675
	w/Std. Trans., PS1 . . . . .	8	-	-	60	-	1	1613 090
	w/Auto. Trans. . . . .	8	-	-	60	-	1	2122 031
	Mounting, PY1 . . . . .	8	-	-	-	60	1	1730 978
8-33-20	PLATE, Horn Ring Mounting, w/Auto. Trans., w/Plastic Wheel . . . . .	8	-	-	60	-	1	2122 030
8-33-39	BUSHING, Horn Bar Spacer . . . . .	6-8	60	60	60	60	★	E2240 608
8-33-40	SCREW, Horn Bar Spacer Bushing . . . . .	6-8	60	60	60	60	★	1325 906
8-33-90	SWITCH, Horn, w/Plastic Wheel . . . . .	6-8	60	-	-	-	1	1971 940
	w/Rubber Wheel . . . . .	6-8	60	-	-	-	1	1972 391
	w/Std. Trans., PD1, PD3, PD4 . . . . .	6-8	-	60	-	-	1	1972 391
	w/Auto. Trans. . . . .	6-8	-	60	-	-	1	1971 940
	PC1, PC2, PC3 . . . . .	8	-	-	-	60	1	1972 391
	PY1 . . . . .	8	-	-	-	60	1	1704 689
8-33-118	CONTACT, Turn Signal Switch Horn . . . . .	6-8	60	60	60	60	1	1604 921
8-33-120	SLEEVE, Horn Contact and Turn Signal Cancelling Switch Actuating . . . . .	8	-	-	-	60	1	1770 498
8-33-121	RING and Feed CABLE, Horn Contact . . . . .	6-8	60	60	60	-	1	1972 250
	PC2, PC3 . . . . .	8	-	-	-	60	1	1819 841
8-33-164	RELAY, Horn . . . . .	6-8	60	-	-	-	1	2196 312
		6-8	-	60	60	60	1	2084 423
<b>8-34-0 HEADLAMP</b>								
8-34-1	HEADLAMP, Dual, Riteway Shift, Right . . . . .	6-8	60	-	-	-	1	1972 430
	Left . . . . .	6-8	60	-	-	-	1	1972 431
	Right, Riteway Shift, Two Headlamp Operating, Export . . . . .	6-8	60	-	-	-	1	1972 442
	Left . . . . .	6-8	60	-	-	-	1	1972 443
	Right, Left Shift, Export . . . . .	6-8	60	-	-	-	1	1972 432
	Left . . . . .	6-8	60	-	-	-	1	1972 433
	Right, Leftway Shift, Two Headlamp Operating, Export . . . . .	6-8	60	-	-	-	1	1972 444
	Left . . . . .	6-8	60	-	-	-	1	1972 445
	Right, High and Low Beam, Riteway Shift . . . . .	6-8	-	60	-	-	1	1887 128
	Left . . . . .	6-8	-	60	-	-	1	1887 129
	Right, High and Low Beam, Leftway Shift, Two Headlamp Operating, Export . . . . .	6-8	-	60	-	-	1	1887 126
	Left . . . . .	6-8	-	60	-	-	1	1887 127

★ Indicates use as required.

Numerals in parentheses ( ) refer to notes.

Printed in U.S.A.

☐ Indicates parts not listed in any previous parts book.

Prices and specifications subject to change without notice.

\* Indicates change or addition.

# 1960 PASSENGER CAR PARTS CATALOG

CODE	PART NAME AND DESCRIPTION	NO. OF CYL.	PLYMOUTH	DODGE	DESOTO	CHRYSLER AND IMPERIAL	PER CAR	PART NUMBER
<b>8-34-0 HEADLAMP - Cont'd</b>								
8-34-1	HEADLAMP - Cont'd							
	Right, High Beam, Two Headlamp Operating, Export . . . . .	6-8	-	60	-	-	1	1887 218
	Left . . . . .	6-8	-	60	-	-	1	1887 219
	Right, High Beam . . . . .	6-8	-	60	-	-	1	1887 220
	Left . . . . .	6-8	-	60	-	-	1	1887 221
	Right, High and Low Beam, Two Headlamp Operating Leftway Shift, Export, PC1, PC2, PC3 . . . . .	8	-	-	60	60	1	1887 214
	Left . . . . .	8	-	-	60	60	1	1887 215
	Right, High and Low Beam, Riteway Shift, PC1, PC2, PC3 . . . . .	8	-	-	60	60	1	1887 216
	Left . . . . .	8	-	-	60	60	1	1887 217
	Right, High Beam, PC1, PC2, PC3 . . . . .	8	-	-	60	60	1	1887 212
	Left . . . . .	8	-	-	60	60	1	1887 213
	Right, High Beam, Two Headlamp Operating, Export, PC1, PC2, PC3 . . . . .	8	-	-	60	60	1	1887 210
	Left . . . . .	8	-	-	60	60	1	1887 211
	Right, High Beam, Two Headlamp Operating, Export, PY1 . . . . .	8	-	-	-	60	1	1887 980
	Left . . . . .	8	-	-	-	60	1	1887 981
	Right, High and Low Beam, Two Headlamps Operating, Leftway Shift, Export, PY1 . . . . .	8	-	-	-	60	1	1887 970
	Left . . . . .	8	-	-	-	60	1	1887 971
	Right, High and Low Beam, Riteway Shift, PY1 . . . . .	8	-	-	-	60	1	1887 972
	Left . . . . .	8	-	-	-	60	1	1887 973
	Right, High Beam, PY1 . . . . .	8	-	-	-	60	1	1887 982
	Left . . . . .	8	-	-	-	60	1	1887 983
8-34-40	DOOR, Radiator Grille Headlamp . . . . .	6-8	60	-	-	-	4	1863 842
	Dual Headlamp, Right, PD1, PD3, PD4 . . . . .	6-8	-	60	-	-	1	1903 142
	Left, PD1, PD3, PD4 . . . . .	6-8	-	60	-	-	1	1903 143
	Right, PD2 . . . . .	8	-	60	-	-	1	1903 616
	Left, PD2 . . . . .	8	-	60	-	-	1	1903 617
	Right . . . . .	8	-	-	60	-	1	1903 766
	Left . . . . .	8	-	-	60	-	1	1903 767
	Right, PC1, PC2, PC3 . . . . .	8	-	-	-	60	1	1863 752
	Left, PC1, PC2, PC3 . . . . .	8	-	-	-	60	1	1863 753
	Front Fender Headlamp, Right, PY1 . . . . .	8	-	-	-	60	1	1863 236
	Left, PY1 . . . . .	8	-	-	-	60	1	1863 237
8-34-51	NUT, Headlamp Door to Headlamp Plate Bracket . . . . .	6-8	-	60	-	-	1	6010 231
	Headlamp Door to Headlamp, PC1, PC2, PC3 . . . . .	8	-	-	60	60	4	6010 154
	Headlamp Door to Headlamp Plate, PC1, PC2, PC3 . . . . .	8	-	-	60	60	2	6010 154
	Headlamp Plate Door Attaching, PC1, PC2, PC3 . . . . .	8	-	-	60	60	6	6010 154
8-34-96	SCREW, Headlamp Door to Headlamp, PC1, PC2, PC3 . . . . .	8	-	-	60	60	4	6010 096
	Headlamp Door to Headlamp Plate, PC1, PC2, PC3 . . . . .	8	-	-	60	60	2	6010 096
	Headlamp Plate Door Attaching, PC1, PC2, PC3 . . . . .	8	-	-	60	60	6	6010 096
8-34-175	UNIT, Dual Headlamp Sealed Beam Riteway Shift, High-Low Beam . . . . .	6-8	60	60	60	60	2	1753 436
	UNIT, Dual Headlamp Sealed Beam, High Beam . . . . .	6-8	60	60	60	60	2	1753 435
	UNIT, Dual Headlamp Sealed Beam, Left Shift, High-Low Beam, Export . . . . .	6-8	60	60	60	60	2	1841 775
	UNIT, Dual Headlamp Sealed Beam, High Beam, two Headlamp Operating, Export . . . . .	6-8	60	60	60	60	2	1842 211

★ Indicates use as required.

Numeral in parentheses ( ) refer to notes.

Printed in U.S.A.

☐ Indicates parts not listed in any previous parts book.

Prices and specifications subject to change without notice.

Apr. 20, 1960 Supersedes Dec. 30, 1959.

\* Indicates change or addition.



CODE	PART NAME AND DESCRIPTION	NO. OF CYL.	PLYMOUTH	DODGE	DESOTO	CHRYSLER AND IMPERIAL	PER CAR	PART NUMBER
<b>8-34-0 HEADLAMP - Cont'd</b>								
8-34-177	SPRING, Dual Headlamp Bulb Mounting Seat Adjusting . . . . .	6-8	60	60	60	60	4	1972 972
8-34-178	SCREW, Dual Headlamp Bulb Mounting Seat Adjusting . . . . .	6-8	60	60	60	60	8	2096 127
8-34-180	RING and LUGS, Dual Headlamp Bulb Retainer . . . . .	6-8	60	60	60	60	4	1779 406
8-34-220	GROMMET, Terminal and Lead Cable, Headlamp, PC1, PC2, PC3 . . . . .	6-8	-	60	60	60	★	2097 303
<b>8-35-0 IGNITION COIL, SWITCH AND LOCK CYLINDER</b>								
8-35-4	COIL, Ignition . . . . .	6-8	60	60	60	60	1	2084 847
8-35-22	RESISTOR, Ignition Coil Primary . . . . .	6-8	60	60	60	60	1	2196 316
8-35-32	SCREW, Ignition Coil Primary Resistor Mounting on Dash, PY1 . . . . .	8	-	-	-	60	1	6006 119
8-35-41	BRACKET, Ignition Coil Mounting, on Coil, PP1, PD1, PD2, PD3 . . . . .	6-8	60	60	60	60	1	1688 207
		6	60	60	-	-	1	2128 655
	PP2, PD4 . . . . .	8	60	60	-	-	1	2095 374
8-35-44	SPACER, Intake Manifold Coil Bracket, PD4 . . . . .	8	60	60	-	-	1	1828 225
8-35-59	SWITCH, Starter and Ignition . . . . .	6-8	60	60	60	60	1	2097 628
8-35-85	RING, Starter and Ignition Switch Retainer . . . . .	6-8	60	-	-	-	1	B1972 084
	PD3, PD4 . . . . .	6-8	-	60	-	-	1	2096 155
	PD1, PD2 . . . . .	8	-	60	60	-	1	B2096 115
	Retainer, PC1, PC2, PC3 . . . . .	8	-	-	-	60	1	2096 317
	PY1 . . . . .	8	-	-	-	60	1	1971 873
8-35-111	CYLINDER PACKAGE, Ignition and Door Lock Taxi . . . . .	6-8	60	60	60	60	1	B2161 503
		6-8	60	-	-	-	1	2080 227
8-35-115	CYLINDER and KEY, Ignition Lock . . . . .	6-8	60	60	60	60	1	2086 047
8-35-122	KEY, Ignition and Door Lock Cylinder Blank, PC1, PC2, PC3 . . . . .	6-8	60	60	60	60	★	1649 628
	PY1 . . . . .	8	-	-	-	60	★	1698 845
<b>8-36-0 IGNITION</b>								
8-36-1	PACKAGE, MoPar Ignition Cable, Resistor Type . . . . .	6	60	60	-	-	6	2084 645
	SET, Resistor Type . . . . .	6	60	60	-	-	1	2196 052
	SET, Mopar Ignition Cable, PP2, PD4, w/o High Performance, w/o Ram Manifold, Complete . . . . .	8	60	60	-	-	1	2084 219
	PACKAGE, Resistor Ignition Cable and Terminal, PP2, PD4, w/o High Performance, w/o Ram Manifold . . . . .	8	60	60	-	-	8	2084 064
	PACKAGE, Resistor Ignition Cable and Terminal, PP2 w/High Performance, w/Ram Manifold, PD1-D500, PD2-D500, PD4-D500, PS1 w/Ram Manifold, PS3 w/Ram Manifold, PC3-300, No. 3 Cable . . . . .	8	60	60	60	60	1	2084 456
	PACKAGE, Resistor Ignition Cable and Terminal, PP2 w/High Performance, w/Ram Manifold, PD1-D500, PD2-D500, PD4-D500, PS1 w/Ram Manifold, PS3 w/Ram Manifold, PC3-300, except No. 3 Cable . . . . .	8	60	60	60	60	7	2084 458
	SET, MoPar Ignition Cable, PP2 w/High Performance, w/o Ram Manifold, PD1, PD2, PD4 High Performance, w/o Ram Manifold, PS1 w/o Ram Manifold, PS3 w/o Ram Manifold, PC1, PC2, PC3 except PC3-300, PY1 . . . . .	8	60	60	60	60	1	2084 217
	SET, PP2 High Performance, PD1-D500, PD2-D500, PD4-D500, PS1 High Performance, PS3 High Performance, w/Ram Manifold, PC3-300 . . . . .	8	60	60	60	60	1	2084 368

★ Indicates use as required.

Numerals in parentheses ( ) refer to notes.

Printed in U.S.A.

B Indicates parts not listed in any previous parts book.

Prices and specifications subject to change without notice.

\* Indicates change or addition.

CODE	PART NAME AND DESCRIPTION	NO. OF CYL.	PLYMOUTH	DODGE	DESOTO	CHRYSLER AND IMPERIAL	PER CAR	PART NUMBER
<b>8-36-0 IGNITION - Cont'd</b>								
8-36-1	PACKAGE, Resistor Ignition Cable and Terminal, PD1, PD2, PD4 High Performance, PS1 w/o Ram Manifold, PS3 w/o Ram Manifold, No. 2 Cable . . . . .	8	-	60	60	60	1	2084 065
	PACKAGE, Resistor Ignition Cable and Terminal, PD1, PD2, PD4 High Performance, PS1 w/o Ram Manifold, PS3 w/o Ram Manifold, except No. 2 Cable . . . . .	8	-	60	60	60	7	2084 064
8-36-4	BRACKET, Spark Plug Wire, PD4 . . . . .	8	60	60	-	-	2	1739 355
8-36-47	SLEEVE, Coil Secondary Cable . . . . .	6-8	60	60	60	60	1	1665 085
8-36-49	PACKAGE, Coil Secondary Cable . . . . .	6-8	60	60	60	60	1	2084 427
8-36-96	NIPPLE, Coil Secondary Cable Terminal Distributor End . . . . .	6-8	60	60	60	60	★	1658 838
	Coil Secondary Cable Terminal Coil End . . . . .	6-8	60	60	60	60	★	1662 294
	Spark Plug Cable Terminal Distributor End . . . . .	6-8	60	60	60	60	★	1658 838
8-36-114	PLUG, Spark, Low Compression Eng., Export, AG52 . . . . .	6	60	60	-	-	6	2095 289
	AG42 . . . . .	6	60	60	-	-	6	1889 860
	A42 . . . . .	8	60	60	60	60	8	1889 520
	Low Compression Eng., Export, A52 . . . . .	8	60	60	60	60	8	1889 522
	PD1-D500, PD2-D500, PD4-D500, High Performance, A32 . . . . .	8	60	60	60	-	8	1889 521
	PC3-300, A32 . . . . .	8	-	-	-	60	8	1889 521
8-36-117	COVER, Spark Plug Cable . . . . .	6	60	60	-	-	6	*1889 921
	PD1, PD2 . . . . .	8	60	60	60	60	8	*1889 517
8-36-124	SHIELD, Spark Plug Heat . . . . .	8	60	60	60	60	2	1821 394
8-36-136	TUBE, Spark Plug . . . . .	6	60	60	-	-	6	2121 245
8-36-137	SEAL, Spark Plug Tube . . . . .	6	60	60	-	-	6	1947 708
<b>8-37-0 INSTRUMENT PANEL INSTRUMENTS</b>								
8-37-1	INDICATOR, Ammeter . . . . .	6-8	-	60	60	-	1	2096 020
	PC1, PC2, PC3 . . . . .	8	-	-	-	60	1	2096 581
	w/Gray Back Ground, PY1 . . . . .	8	-	-	-	60	1	*1971 107
	w/Black Back Ground, PY1 . . . . .	8	-	-	-	60	1	⊠2198 581
8-37-2	LIMITER, Fuel and Temperature Gauge Voltage . . . . .	6-8	60	-	-	-	1	2096 883
	Instrument Voltage, PC1, PC2, PC3 . . . . .	8	-	-	-	60	1	⊠2257 297
8-37-3	INSULATOR, Instrument Voltage Limiter Capacitor, PC1, PC2, PC3 . . . . .	8	-	-	-	60	1	*1842 020
8-37-11	CAPACITOR, Instrument Voltage Limiter, PC1, PC2, PC3 . . . . .	8	-	-	-	60	1	*1972 760
8-37-15	LAMP, Ignition, Interior and Lighter Title, Right, PD1, PD2 . . . . .	8	-	60	60	-	1	1971 778
	Left, Lights, Wiper and Brake, PD1, PD2 . . . . .	8	-	60	60	-	1	1971 779
	w/CABLE, Heater Air Conditioning Control Electro Luminescent, PC1, PC2, PC3 . . . . .	8	-	-	-	60	1	1971 444
	Rear Window Defroster Blower Switch Title, PY1 . . . . .	8	-	-	-	60	1	1972 633
	W/S Wiper Switch Title, PY1 . . . . .	8	-	-	-	60	1	1971 620
	Accessory Switch Title, PY1 . . . . .	8	-	-	-	60	1	1971 626
	Rear Air Conditioning Blower Switch Title, PY1 . . . . .	8	-	-	-	60	1	1972 633
	Top Lift Switch Title, PY1 . . . . .	8	-	-	-	60	1	1972 635
	Headlamp and Instrument Lamp Switch Title, PY1 . . . . .	8	-	-	-	60	1	1971 622
8-37-17	POWER SUPPLY, Electro Luminescent, PC1, PC2, PC3 . . . . .	8	-	-	-	60	1	2196 314
	PY1 . . . . .	8	-	-	-	60	1	2084 422
8-37-62	LENS, Instrument and Indicator, Fuel and Oil Temperature and Ammeter . . . . .	6-8	-	60	60	-	1	⊠2096 973
	Temperature and Ammeter . . . . .	6-8	-	60	60	-	1	⊠2096 972
8-37-85	LENS, Low Oil Pressure Indicator Lamp . . . . .	6-8	60	-	-	-	1	⊠1971 587
	Generator Indicator Lamp . . . . .	6-8	60	-	-	-	1	⊠1971 588
8-37-88	SOCKET, Generator Indicator Lamp . . . . .	6-8	60	60	60	-	1	1753 632
	Low Oil Pressure Indicator Lamp . . . . .	6-8	60	60	60	-	1	1753 632

★ Indicates use as required.      Numerals in parentheses ( ) refer to notes.      Printed in U.S.A.  
 ⊠ Indicates parts not listed in any previous parts book.      Prices and specifications subject to change without notice.  
 Dec. 9, 1960 Supersedes April 20, 1960.      Page 8-32      \* Indicates change or addition.

CODE	PART NAME AND DESCRIPTION	NO. OF CYL.	PLYMOUTH	DODGE	DESOTO	CHRYSLER AND IMPERIAL	PER CAR	PART NUMBER
<b>8-37-0 INSTRUMENT PANEL INSTRUMENTS - Cont'd</b>								
8-37-90	BEZEL, Instrument Panel Instrument . . . . .	6-8	60	-	-	-	1	1839 711
	Instrument Cluster Switch Mounting, PC1, PC2, PC3 . . . . .	8	-	-	-	60	1	1971 519
	PY1 . . . . .	8	-	-	-	60	1	2080 124
	Left, PY1 . . . . .	8	-	-	-	60	1	2161 220
8-37-136	GAUGE, Temperature, Thermostat, King-Seeley . . . . .	6-8	60	-	-	-	1	1972 345
	Thermostat, Stewart and Warner . . . . .	6-8	60	-	-	-	1	
		6-8	-	60	-	-	1	2096 879
		8	-	-	60	-	1	2096 095
	PC1, PC2, PC3 . . . . .	8	-	-	-	60	1	2096 577
	w/Gray Background, PY1 . . . . .	8	-	-	-	60	1	*1971 104
	w/Black Background, PY1 . . . . .	8	-	-	-	60	1	E2198 575
8-37-155	SENDING UNIT, Temperature Gauge . . . . .	6-8	60	60	60	60	1	2084 459
8-37-162	LENS, Instrument Cluster . . . . .	6-8	60	-	-	-	1	E1971 182
	Instrument and Indicator, Temperature and Ammeter . . . . .	6-8	-	60	60	-	1	E2096 967
	Fuel and Oil . . . . .	6-8	-	60	60	-	1	E2096 968
	Speedometer and Instrument Cluster, PY1 . . . . .	8	-	-	-	60	2	*1887 923
8-37-177	HOUSING and LENS PACKAGE, Instrument Cluster, PC1, PC2, PC3 . . . . .	8	-	-	-	60	1	2084 072
8-37-178	CLUSTER, Instrument . . . . .	6-8	60	-	-	-	1	1971 189
	HOUSING, Instrument Panel Instruments, White, w/o Clock . . . . .	6-8	-	60	-	-	1	1839 728
		8	-	-	60	-	1	2080 913
	w/CLOCK . . . . .	6-8	-	60	-	-	1	2080 791
	Instrument Panel Instrument, PY1 . . . . .	8	-	-	-	60	1	*2080 151
	HOUSING and LENS, Instrument Cluster, w/Gray Background, PY1 . . . . .	8	-	-	-	60	1	*1971 100
	w/Black Background, PY1 . . . . .	8	-	-	-	60	1	E2198 571
8-37-199	NUT, Instrument Cluster Lens Mounting, PY1 . . . . .	8	-	-	-	60	4	1626 973
8-37-200	SCREW, Speedometer and Instrument Cluster Lens Mounting, PC1, PC2, PC3 . . . . .	8	-	-	-	60	6	1972 757
	Instrument Gauge Mounting, PC1, PC2, PC3 . . . . .	8	-	-	-	60	8	1972 757
8-37-275	GAUGE, Fuel, Thermostat, King-Seeley . . . . .	6-8	60	-	-	-	1	1972 344
	Thermostat, Stewart-Warner . . . . .	6-8	60	-	-	-	1	
		6-8	-	60	-	-	1	2096 881
		8	-	-	60	-	1	2096 097
	PC1, PC2, PC3 . . . . .	8	-	-	-	60	1	2096 578
	w/Gray Background, PY1 . . . . .	8	-	-	-	60	1	*1971 105
	w/Black Background, PY1 . . . . .	8	-	-	-	60	1	E2198 577
8-37-316	INDICATOR, Oil . . . . .	6-8	-	60	60	-	1	2096 021
	PC1, PC2, PC3 . . . . .	8	-	-	-	60	1	2096 580
	w/Gray Background, PY1 . . . . .	8	-	-	-	60	1	*1971 106
	w/Black Background PY1 . . . . .	8	-	-	-	60	1	E2198 579
8-37-317	SENDING UNIT, Oil Pressure . . . . .	8	-	-	-	60	1	1972 241
8-37-372	SPEEDOMETER, Mile . . . . .	6-8	60	-	-	-	1	E2198 713
	Kilo . . . . .	6-8	60	-	-	-	1	E2198 714
	Mile . . . . .	6-8	-	60	-	-	1	1971 018
	Kilo . . . . .	6-8	-	60	-	-	1	1971 019
	Mile . . . . .	8	-	-	60	-	1	2096 240
	Kilo . . . . .	8	-	-	60	-	1	2096 241
	Mile, PC1, PC2, PC3 . . . . .	8	-	-	-	60	1	2096 562
	Kilo, PC1, PC2, PC3 . . . . .	8	-	-	-	60	1	2096 563
	Mile, 150 Mile, PC3, PC3-300 . . . . .	8	-	-	-	60	1	2096 564
	Mile, w/Gray Background, PY1 . . . . .	8	-	-	-	60	1	*1887 922
	Mile, w/Black Background, PY1 . . . . .	8	-	-	-	60	1	E2198 587
	Kilo, w/Gray Background, PY1 . . . . .	8	-	-	-	60	1	*1971 773
	Kilo, w/Black Background, PY1 . . . . .	8	-	-	-	60	1	E2198 588
8-37-380	FLASHER, Speedometer Warning Signal Lamp, PY1 . . . . .	8	-	-	-	60	1	1971 896
8-37-399	DIAL, Speedometer, Mile, PC1, PC2, PC3 . . . . .	8	-	-	-	60	1	E2096 566

★ Indicates use as required.

Numerals in parentheses ( ) refer to notes.

Printed in U.S.A.

E Indicates parts not listed in any previous parts book.

Prices and specifications subject to change without notice.

\* Indicates change or addition.

CODE	PART NAME AND DESCRIPTION	NO. OF CYL.	PLYMOUTH	DODGE	DESOTO	CHRYSLER AND IMPERIAL	PER CAR	PART NUMBER
<b>8-37-0 INSTRUMENT PANEL INSTRUMENTS - Cont'd</b>								
8-37-410	LENS, Speedometer, Mile . . . . .	6-8	60	-	-	-	1	2097 557
	Kilo . . . . .	6-8	60	-	-	-	1	2097 558
	Mile . . . . .	6-8	-	60	-	-	1	1971 015
	Mile . . . . .	8	-	-	60	-	1	2096 237
	Speedometer and Instrument, PY1 . . . . .	8	-	-	-	60	2	⊠2198 573
8-37-411	BEZEL, Speedometer . . . . .	6-8	60	-	-	-	1	2096 284
	NACELLE, Speedometer, Upper, White . . . . .	6-8	60	-	-	-	1	2096 277
	Lower, White . . . . .	6-8	60	-	-	-	1	2096 279
8-37-415	RETAINER, Speedometer Nacelle, Upper to Lower Half . . . . .	6-8	60	-	-	-	2	1972 141
8-37-416	NUT, Speedometer Lens Mounting . . . . .	8	-	-	60	-	2	⊠2096 449
8-37-458	CABLE, Instrument Panel Speedometer Reset, PY1 . . . . .	8	-	-	-	60	1	2096 740
8-37-504	TACHOMETER, 6000 RPM, PC3-300 . . . . .	8	-	-	-	60	1	2096 733
8-37-508	CABLE, Tachometer, PC3-300 . . . . .	8	-	-	-	60	★	2096 954
8-37-517	SHAFT, Tachometer Drive, PC3-300 . . . . .	8	-	-	-	60	1	2096 976
<b>8-38-0 GLOVE COMPARTMENT LIGHT</b>								
8-38-4	BEZEL and LENS, Glove Compartment Lamp, PY1 . . . . .	8	-	-	-	60	1	1819 441
<b>8-39-0 HEADLAMP BEAM INDICATOR LIGHT</b>								
8-39-3	LAMP, High Beam Indicator . . . . .	8	-	-	60	-	1	2096 389
	BEZEL, LENS and MEDALLION, High Beam Indicator, PY1 . . . . .	8	-	-	-	60	1	1971 677
8-39-4	NUT, High Beam Indicator Mounting, PY1 . . . . .	8	-	-	-	60	2	1626 973
	High Beam Indicator Lens and Medallion Mounting, PY1 . . . . .	8	-	-	-	60	3	1626 973
8-39-15	SOCKET, High Beam Indicator Lamp, PC1, PC2, PC3 . . . . .	6-8	60	60	-	60	1	1689 538
		8	-	-	60	-	1	⊠2257 722
<b>8-40-0 IGNITION LAMP</b>								
8-40-8	GASKET, Ignition Switch Lamp Mounting, PC1, PC2, PC3 . . . . .	8	-	-	-	60	1	1971 224
8-40-9	BEZEL, Ignition Switch Lamp Retaining, PY1 . . . . .	8	-	-	-	60	1	1887 784
8-40-13	LENS and RETAINER, Ignition Switch Lamp, PY1 . . . . .	8	-	-	-	60	1	2097 114
8-40-16	SOCKET, Ignition Switch Lamp, PC1, PC2, PC3 . . . . .	8	-	-	-	60	1	1689 538
<b>8-41-0 INSTRUMENT PANEL LIGHT</b>								
8-41-36	SOCKET, Instrument Panel and Speedometer Lamp . . . . .	6-8	60	60	60	-	★	1689 538
<b>8-42-0 MAP LAMP</b>								
8-42-2	LENS, Switch and Bracket, Map Lamp . . . . .	8	60	-	-	-	1	2084 672
8-42-5	LENS, Map and Courtesy Lamp, PC1, PC2, PC3 . . . . .	8	-	-	-	60	1	1887 329
8-42-6	HOUSING and LENS, Map Lamp . . . . .	6-8	-	60	60	-	1	1887 955
8-42-10	SOCKET, Map Lamp, Cv. Cp. . . . .	8	60	-	-	-	1	1314 619
	Except Cv. Cp. . . . .	6-8	-	60	-	-	1	1704 875
	PS1 . . . . .	8	-	-	60	60	1	1704 467
8-42-25	SWITCH, Map Lamp . . . . .	6-8	-	60	60	-	1	1972 507
	PC1, PC2, PC3 . . . . .	8	-	-	-	60	1	1972 669
	Map and Courtesy Lamp Housing Antenna and Map, PY1 . . . . .	8	-	-	-	60	1	1971 978
8-42-26	NUT, Map and Courtesy Lamp Switch Mounting, PC1, PC2, PC3 . . . . .	8	-	-	-	60	1	1971 521

★ Indicates use as required.

Numerals in parentheses ( ) refer to notes.

Printed in U.S.A.

⊠ Indicates parts not listed in any previous parts book.

Prices and specifications subject to change without notice.

Dec. 9, 1960 Supersedes April 20, 1960.

Page 8-34

\* Indicates change or addition.

CODE	PART NAME AND DESCRIPTION	NO. OF CYL.	PLYMOUTH	DODGE	DESOTO	CHRYSLER AND IMPERIAL	PER CAR	PART NUMBER
<b>8-42-0 MAP LAMP - Cont'd</b>								
8-42-29	BEZEL, Map Lamp Switch Mounting. . . . .	6-8	-	60	60	-	1	1887 789
8-42-31	KNOB, Map Lamp Switch, PD3 PD4 . . . . .	6-8	-	60	60	-	1	*1887 909
	PD1, PD2 . . . . .	8	-	60	-	-	1	1887 860
	Map and Courtesy Lamp Switch Control, PC1, PC2, PC3. . . . .	8	-	-	-	60	1	1887 991
	PY1 . . . . .	8	-	-	-	60	1	*1887 935
<b>8-44-0 BULBS</b>								
8-44-1	BULB, Tail, Stop and Turn Signal Lamp . . .	6-8	60	60	60	60	2	151 567
	License Lamp . . . . .	6-8	60	60	60	60	★	142 450
	Dome Lamp Socket . . . . .	6-8	60	60	60	60	★	151 578
	Quarter Arm Rest Bezel Lens and Retainer, PD2, PD4, PC1, PC3, Cv. Cp. . . . .	8	-	60	-	60	2	142 453
	Open Door Indicator Lamp, 4 D. . . . .	6-8	60	-	-	-	1	142 451
	Push Button Gearshift Lamp . . . . .	6-8	60	-	-	-	1	152 240
		6-8	-	60	60	-	1	127 934
	PC1, PC2, PC3 . . . . .	8	-	-	-	60	1	152 240
	Glove Compartment Lamp . . . . .	6-8	60	60	60	-	1	131 282
	PC1, PC2, PC3 . . . . .	8	-	-	-	60	1	127 934
	Generator Indicator Lamp. . . . .	6-8	60	60	60	-	1	127 934
	Low Oil Pressure . . . . .	6-8	60	60	60	-	1	127 934
	Turn Signal Indicator Lamp . . . . .	6-8	60	60	60	60	2	127 934
	High Beam Indicator Lamp, PD1, PD2, PY1 .	6-8	60	60	-	60	1	127 934
	PD3, PD4, PS1 . . . . .	6-8	-	60	60	-	★	274 004
	Instrument Lamp . . . . .	6-8	60	60	60	-	★	127 934
	Map Lamp, Cv. Cp. . . . .	8	60	-	-	-	2	142 453
	PS1 . . . . .	6-8	-	60	60	60	1	151 578
	Back-Up Lamp, w/Std. Trans., except Sub. . .	6-8	60	-	-	-	2	127 934
	w/Std. Trans. . . . .	6-8	-	60	-	-	2	127 934
	w/Auto. Trans., except Sub., PC1 . . . . .	6-8	60	-	-	60	2	151 576
	PC2, PC3, PY1 . . . . .	6-8	-	60	60	60	2	151 576
	Sub. . . . .	6-8	60	-	-	-	2	151 576
	Trunk Lamp, except Sub., PC1, PC2, PC3 . . .	6-8	60	60	60	60	1	151 578
	PY1 . . . . .	8	-	-	-	60	1	151 577
	Courtesy Lamp, except Cv. Cp. . . . .	6-8	60	-	-	-	2	142 453
		6-8	-	60	-	-	2	142 453
	Aft Dome Lamp, 4 D. Sub., PC1, PC3 . . . . .	6-8	60	60	-	60	1	151 578
	Speedometer Lamp . . . . .	6-8	-	60	60	-	3	127 934
	Quarter Panel Ornament Lamp, PD2 . . . . .	8	-	60	-	-	2	274 148
	Parking Brake Signal Lamp, PC1, PC2, PC3 .	6-8	-	60	60	60	1	127 934
		8	-	-	-	60	1	152 240
	Parking and Turn Signal Lamp. . . . .	6-8	-	60	60	60	2	151 567
	Automatic Headlamp Dimmer Indicator Lamp. .	8	-	-	60	60	1	274 004
	Ash Receiver Lamp . . . . .	8	-	-	60	60	1	131 282
	Ignition Switch Illuminated Lamp, PC1, PC2, PC3 . . . . .	8	-	-	-	60	1	127 934
	Clock Lamp . . . . .	6-8	-	60	-	-	1	152 240
	Rear Pocket Panel Courtesy Lamp, PY1 Cv. Cp.	8	-	-	-	60	2	142 453
<b>8-47-0 LICENSE MOUNTING PARTS</b>								
8-47-8	BRACKET, Front Bumper License. . . . .	6-8	60	-	-	-	2	1948 093
	PC1, PC2, PC3 . . . . .	8	-	-	-	60	2	1943 559
8-47-15	SPEEDNUT, Bumper to License Plate Screw .	6-8	60	60	60	60	★	6012 049
8-47-21	BUTTON, Rear Bumper to License Plate, Sub., PC1, PC3 . . . . .	6-8	60	60	-	60	1	1940 397
	Front Bumper License . . . . .	6-8	60	-	-	-	1	1940 397
	Rear License Plate Bumper, except Sub. . . .	6-8	-	60	-	-	2	1948 988
	Rear Bumper to License Plate, except Sub. . .	6-8	-	60	-	-	2	1943 547
	License Plate to Bumper, PY1 . . . . .	8	-	-	-	60	2	1941 007
8-47-22	GROMMET, Rear License Plate Bumper, except Sub. . . . .	6-8	-	60	-	-	2	1948 987
8-47-57	FRAME, License Plate, Aluminum Finish . . .	6-8	60	60	60	60	1	*1829 058

★ Indicates use as required.

Numerals in parentheses ( ) refer to notes.

Printed in U.S.A.

☐ Indicates parts not listed in any previous parts book.

Prices and specifications subject to change without notice.

\* Indicates change or addition.

CODE	PART NAME AND DESCRIPTION	NO. OF CYL.	PLYMOUTH	DODGE	DESOTO	CHRYSLER AND IMPERIAL	PER CAR	PART NUMBER
<b>8-47-0 LICENSE MOUNTING PARTS - Cont'd</b>								
8-47-67	SPRING, Deck Opening Lower Panel License Plate Mounting, except Sub., PC1, PC2, PC3	6-8	60	-	60	60	1	1960 131
8-47-68	PANEL, Deck Opening Lower Panel License Plate Mounting, except Sub. . . . .	6-8	60	-	-	-	1	1960 181
	Except Sub., PC1, PC2, PC3 . . . . .	8	-	-	60	60	1	1960 872
8-47-76	PIN, Deck Opening Lower Panel License Plate Mounting Bracket Hinge, except Sub., PC1, PC2, PC3 . . . . .	6-8	60	-	60	60	1	1960 127
8-47-79	RETAINER, Deck Opening Lower Panel License Plate Mounting Bracket Hinge Pin, except Sub., PC1, PC2, PC3 . . . . .	6-8	60	-	60	60	1	6006 324
8-47-126	BUMPER, Deck Opening Lower Panel License Plate Mounting, except Sub., PC1, PC2, PC3	6-8	60	-	60	60	2	1960 130
8-47-131	NUT and WASHER, Deck Opening Lower Panel License Plate Mounting Bracket Hinge, except Sub., PC1, PC2, PC3 . . . . .	6-8	60	-	60	60	2	6006 035
<b>8-50-0 PARKING AND DIRECTIONAL LAMPS</b>								
8-50-82	SWITCH, Turn Signal . . . . .	6-8	60	60	60	-	1	1972 196
	PY1 . . . . .	8	-	-	-	60	1	1971 451
8-50-83	ESCUTCHEON, Turn Signal Switch, PY1 . . .	8	-	-	-	60	1	2096 367
8-50-98	SWITCH, Turn Signal Actuating, PC1, PC2, PC3 . . . . .	8	-	-	-	60	1	*1971 750
8-50-103	ARM PACKAGE, Turn Signal Switch Operating	6-8	60	60	60	-	1	2084 304
8-50-125	SWITCH, Turn Signal Cancel . . . . .	8	-	-	-	60	1	E2257 267
8-50-126	FINGER, Turn Signal Switch Cancelling, w/Auto.Trans., Power Steering . . . . .	6-8	60	60	60	-	1	1972 201
	w/o Power Steering, w/o Steering Gear Coupling . . . . .	6-8	60	60	60	1	1	*1972 202
	w/o Power Steering, used only w/Steering Gear Coupling . . . . .	6-8	60	60	60	-	1	E2197 170
	Turn Signal Switch Steering Wheel Cancelling, w/Power Steering . . . . .	6-8	60	60	60	-	1	1769 326
8-50-129	LEVER, w/KNOB, Turn Signal . . . . .	6-8	60	-	-	-	1	2096 184
	LEVER, Turn Signal . . . . .	6-8	-	60	-	-	1	1971 378
	LEVER, Turn Signal . . . . .	8	-	-	60	-	1	1971 754
8-50-133	KNOB, Turn Signal Actuating Switch, PC1, PC2, PC3 . . . . .	8	-	-	-	60	1	1971 751
	PY1 . . . . .	8	-	-	-	60	1	1971 454
8-50-135	PLATE, Turn Signal Switch Contact . . . . .	6-8	60	60	60	-	1	2196 322
8-50-156	SOCKET, Turn Signal Indicator Lamp, PS1, PC1, PC2, PC3 . . . . .	6-8	60	60	60	60	1	1689 538
8-50-170	LENS, Turn Signal Indicator . . . . .	6-8	-	60	60	-	2	1971 302
8-50-175	LAMP, Turn Signal Indicator, w/Gray Background, PY1 . . . . .	8	-	-	-	60	2	*1887 926
	w/Black Background, PY1 . . . . .	8	-	-	-	60	2	E2198 585
8-50-186	FLASHER, Turn Signal . . . . .	6-8	60	60	60	60	1	*1930 225
8-50-191	CLIP, Turn Signal Flasher Mounting . . . . .	6-8	60	60	60	60	1	6015 159
8-50-303	LAMP, Park and Turn Signal, Right . . . . .	6-8	60	-	-	-	1	1902 900
	Left . . . . .	6-8	60	-	-	-	1	1902 901
	Right . . . . .	6-8	-	60	-	-	1	1863 384
	Left . . . . .	6-8	-	60	-	-	1	1863 385
	Right . . . . .	8	-	-	60	-	1	1903 756
	Left . . . . .	8	-	-	60	-	1	1903 757
	Right, PC1, PC2, PC3 . . . . .	8	-	-	-	60	1	1902 924
	Left, PC1, PC2, PC3 . . . . .	8	-	-	-	60	1	1902 925
	PY1 . . . . .	8	-	-	-	60	2	1863 156
8-50-306	SCREW, Parking and Turn Signal Lamp Frame to Dust Shield . . . . .	6-8	60	-	-	-	4	1903 571
8-50-307	NUT and SEALER, Parking and Turn Signal Lamp Housing, PC1, PC2, PC3 . . . . .	8	-	-	60	60	4	6000 028
8-50-335	LENS, Parking and Turn Signal Lamp, Right . . . . .	6-8	60	-	-	-	1	1902 906
	Left . . . . .	6-8	60	-	-	-	1	1902 907
	Right . . . . .	6-8	-	60	-	-	1	1863 390
	Left . . . . .	6-8	-	60	-	-	1	1863 391

\* Indicates use as required.

Numerals in parentheses ( ) refer to notes.

Printed in U.S.A.

E Indicates parts not listed in any previous parts book.

Prices and specifications subject to change without notice.

Dec. 9, 1960 Supersedes April 20, 1960.

\* Indicates change or addition.

CODE	PART NAME AND DESCRIPTION	NO. OF CYL.	PLYMOUTH	DODGE	DESOTO	CHRYSLER AND IMPERIAL	PER CAR	PART NUMBER
<b>8-50-0 PARKING AND DIRECTIONAL LAMPS - Cont'd</b>								
8-50-335	LENS - Cont'd							
	Right . . . . .	8	-	-	60	-	1	1903 762
	Left . . . . .	8	-	-	60	-	1	1903 763
	Right, PC1, PC2, PC3 . . . . .	8	-	-	-	60	1	1902 932
	Left, PC1, PC2, PC3 . . . . .	8	-	-	-	60	1	1902 933
	PY1 . . . . .	8	-	-	-	60	2	1863 153
8-50-337	SCREW, Parking and Turn Signal Lamp Lens Mounting . . . . .	6-8	60	-	-	-	4	1903 571
	PY1 . . . . .	8	-	-	-	60	4	1863 514
8-50-338	GASKET, Parking and Turn Signal Lamp Lens . . . . .	6-8	60	-	-	-	2	1902 910
		6-8	-	60	-	-	2	1863 392
		8	-	-	60	-	1	1903 754
	PC1, PC2, PC3 . . . . .	8	-	-	-	60	2	1902 934
	PY1 . . . . .	8	-	-	-	60	2	1863 152
8-50-349	CABLE and SOCKET, Parking and Turn Signal Lamp, PC1, PC2, PC3 . . . . .	6-8	-	60	60	60	2	1903 387
	PY1 . . . . .	8	-	-	-	60	2	1903 517
8-50-351	SOCKET, Parking and Turn Signal Lamp . . . . .	6-8	60	-	-	-	2	1863 196

**8-52-0 STARTING MOTOR**

8-52-4	STARTER MOTOR, Assembly . . . . .	6	60	60	-	-	1	2095 254
	PD4 . . . . .	8	60	60	-	-	1	1889 260
	High Performance, "B" Eng. . . . .	8	60	-	-	-	1	*1779 955
	PD1, PD2 . . . . .	8	-	60	-	-	1	*1779 955
	PD4-D500, w/Ram Manifold . . . . .	8	-	60	-	-	1	*1779 955
	PD4, PD4-D500, w/o Ram Manifold, High Performance . . . . .	8	-	60	-	-	1	*1779 955
	Stamped 1889 200 . . . . .	8	-	-	60	60	1	1889 200
8-52-39	SEAL, Cylinder Block to Starter . . . . .	6	60	60	-	-	1	2128 412
		8	60	60	60	60	1	2128 285
8-52-328	RELAY, Starter, PC1 . . . . .	8	-	-	60	60	1	1842 550
	PC2, PC3, PY1 . . . . .	8	-	-	-	60	1	1842 546
8-52-330	SWITCH, Starter Solenoid, w/Std.Trans. . . . .	6-8	60	60	-	-	1	1692 658
	w/Auto.Trans. . . . .	6-8	60	60	-	-	1	1692 659
	Starter Shift Solenoid . . . . .	8	-	-	60	60	1	1889 799
8-52-345	SOLENOID, Starter, Complete . . . . .	8	-	-	60	60	1	*1889 146
8-52-357	CABLE, Starter Solenoid to Starter . . . . .	6-8	60	60	-	-	1	1879 938

FOR MODEL APPLICATION SEE CODE 8-52-4

**STARTER ASSEMBLIES**

CODE	REMARKS	2095 254 MDT-7002	1889 260 MDU-6003	*1779 955 MDT-6001	1889 200
8-52-2	PACKAGE, Field Coil . . . . .	2084 660	1879 574	*1879 319	----
8-52-5	STUD, Starter Mounting . . . . .	*2121 163	----	----	----
8-52-11	BEARING, Intermediate . . . . .	1138 526	1138 526	1138 526	----
8-52-13	BENDIX DRIVE . . . . .	1889 938	2084 664	*1752 387	----
8-52-23	PIN, Bendix Drive Spring . . . . .	2095 627	2095 627	2095 627	----
8-52-41	CLUTCH . . . . .	----	----	----	1889 129
8-52-49	PACKAGE, Shifting Fork and Pin . . . . .	----	----	----	2084 093
8-52-76	HOUSING, Pinion . . . . .	2196 324	1889 262	*1843 320	1889 154
8-52-80	BEARING, Pinion Housing . . . . .	2196 325	1752 378	1752 378	1889 907
8-52-82	PACKAGE, Pinion Stop Snap Ring and Stop Washer . . . . .	----	----	----	1881 727
8-52-88	BOOT, Shifting Fork . . . . .	----	*1889 147	*1889 147	*1889 147
8-52-120	ARMATURE . . . . .	2196 323	1752 386	*1752 386	1889 079
8-52-135	PACKAGE, Brush . . . . .	----	----	----	E2240 749
	BRUSH SET . . . . .	2084 661	1843 135	*1843 135	----
8-52-137	PLATE, Brush . . . . .	2084 665	----	----	----
8-52-140	PACKAGE, Brush Spring . . . . .	2084 666	----	----	2084 095
8-52-150	PACKAGE, Brush Holder . . . . .	----	1879 611	*1879 611	----
	HOLDER, Brush . . . . .	----	----	----	1889 044

★ Indicates use as required.

□ Indicates parts not listed in any previous parts book.

\* Indicates change or addition.

Numerals in parentheses ( ) refer to notes.

Printed in U.S.A.

Prices and specifications subject to change without notice.

**8-52-O STARTING MOTOR - Cont'd**

FOR MODEL APPLICATION SEE CODE 8-52-4

STARTER ASSEMBLIES

CODE	REMARKS	2095 254 MDT-7002	1889 260 MDU-6003	*1779 955 MDT-6001	1889 200
8-52-176	HEAD, Commutator End Assembly . . . . .	1752 366	1752 366	1752 366	1889 363
8-52-180	PACKAGE, Commutator End Thrust Washer . . . . .	1879 613	1879 613	1879 613	E2240 529
8-52-214	PACKAGE, Field Series and Shunt Coil . . . . .	----	----	----	2084 088
8-52-241	BOLT, Thru . . . . .	2084 659	1300 503	*1300 503	1889 080
8-52-275	PACKAGE, Terminal Stud . . . . .	2084 667	1879 612	*1879 612	----
8-52-341	PACKAGE, Solenoid Contact and Cover Gasket . . . . .	----	----	----	2084 091
8-52-344	PACKAGE, Solenoid Cover and Gasket . . . . .	----	----	----	2084 090
8-52-354	PACKAGE, Solenoid Terminal Relay Stud . . . . .	----	----	----	2084 094

CODE	PART NAME AND DESCRIPTION	NO. OF CYL.	PLYMOUTH	DODGE	DESOTO	CHRYSLER AND IMPERIAL	PER CAR	PART NUMBER
<b>8-53-O SWITCHES</b>								
8-53-150	SWITCH, Foot Dimmer . . . . .	6-8	60	60	60	60	1	1881 938
8-53-234	SCREW, Switch Mounting Bezel Mounting to Instrument Housing, PC1, PC2, PC3 . . . . .	8	-	-	-	60	2	2198 117
8-53-265	RHEOSTAT REPLACEMENT PACKAGE, Headlamp Switch, Stamped R.B.M. . . . .	6-8	60	60	60	-	1	E2275 234
	Stamped Fasco . . . . .	6-8	60	60	60	-	1	E2275 231
	Stamped Fasco . . . . .	8	-	-	-	60	1	E2275 230
8-53-266	CIRCUIT BREAKER, Rear Compartment Cigar Lighter, w/o Window Lifts and Electric Seats, 8 amp., PY1 . . . . .	8	-	-	-	60	1	1642 386
	w/Electric Window Lift and 6 Way Seat, PY1 . . . . .	8	-	-	-	60	1	1642 477
8-53-267	BRACKET, Circuit Breaker Mounting, PY1 . . . . .	8	-	-	-	60	1	1479 060
8-53-270	SWITCH, Headlamp and Instrument Lamp . . . . .	6-8	60	60	60	-	1	*2084 296
		8	-	-	-	60	1	2084 057
8-53-271	NUT, Headlamp and Instrument Lamp Switch Mounting . . . . .	6-8	60	-	-	-	1	1887 984
8-53-273	BEZEL, Headlamp and Instrument Lamp Switch Title Lamp Retainer, PY1 . . . . .	8	-	-	-	60	1	1887 784
	Accessory Switch Title Lamp Retainer, PY1 . . . . .	8	-	-	-	60	1	1887 784
	Windshield Wiper Switch Title Lamp Retainer, PY1 . . . . .	8	-	-	-	60	1	1887 784
8-53-294	BEZEL, Headlamp and Instrument Lamp Switch . . . . .	6-8	60	-	-	-	1	*1887 601
	Mounting PC1, PC2, PC3 . . . . .	8	-	-	-	60	1	*1887 963
8-53-296	KNOB, Headlamp and Instrument Lamp Switch Control . . . . .	6-8	60	-	-	-	1	1887 596
	PD3, PD4 . . . . .	6-8	-	60	-	-	1	2096 306
	PD1, PD2 . . . . .	8	-	60	-	-	1	1887 859
		8	-	-	60	-	1	1887 871
	w/STEM, PC1, PC2, PC3 . . . . .	8	-	-	-	60	1	1887 987
	PY1 . . . . .	8	-	-	-	60	1	1887 933
8-53-317	BEZEL and SPRING, Headlamp and Instrument Lamp Switch . . . . .	6-8	-	60	60	-	1	2097 503
8-53-327	SWITCH, Low Oil Pressure . . . . .	6-8	60	60	60	-	1	1818 830

**8-55-O TAIL, STOP AND DIRECTIONAL SIGNAL LAMP**

8-55-1	LAMP PACKAGE, Tail, Right, Sub. . . . .	6-8	60	-	-	-	1	2084 670
	Left . . . . .	6-8	60	-	-	-	1	2084 671
	LAMP and HOUSING PACKAGE, Tail, Stop and Turn Signal, PD1, PD2 . . . . .	8	-	60	-	-	1	2084 067
8-55-7	LAMP, Quarter Panel Tail, Stop, Turn Signal and Back-Up, Right, except Sub. . . . .	6-8	60	-	-	-	1	1961 990
	Left, except Sub. . . . .	6-8	60	-	-	-	1	1961 991

\* Indicates use as required.

Numerals in parentheses ( ) refer to notes.

Printed in U.S.A.

E Indicates parts not listed in any previous parts book.

Prices and specifications subject to change without notice.

Dec. 9, 1960 Supersedes April 20, 1960.

\* Indicates change or addition.



CODE	PART NAME AND DESCRIPTION	NO. OF CYL.	PLYMOUTH	DODGE	DESOTO	CHRYSLER AND IMPERIAL	PER CAR	PART NUMBER
<b>8-55-O TAIL, STOP AND DIRECTIONAL SIGNAL LAMP - Cont'd</b>								
8-55-7	LAMP, Quarter Panel Tail, Stop and Turn Signal, PD3, PD4, except Sub. . . . .	6-8	-	60	-	-	2	2093 443
	PD3, PD4, Sub. . . . .	6-8	-	60	-	-	2	2093 442
	Right . . . . .	8	-	-	60	-	1	2093 198
	Left . . . . .	8	-	-	60	-	1	2093 199
	Right, Sub., PC1, PC3 . . . . .	8	-	-	-	60	1	1961 344
	Left, Sub., PC1, PC3 . . . . .	8	-	-	-	60	1	1961 345
	Right, except Sub., PC1, PC2, PC3 . . . . .	8	-	-	-	60	1	1961 832
	Left, except Sub., PC1, PC2, PC3 . . . . .	8	-	-	-	60	1	1961 833
	PY1 . . . . .	8	-	-	-	60	2	1878 283
8-55-8	GASKET, Quarter Panel Tail, Stop and Turn Signal Lamp, PD3, PD4 . . . . .	6-8	-	60	-	-	2	1961 945
	GASKET, Tail, Stop and Turn Signal Lamp Housing, Sub., PD3, PD4 . . . . .	6-8	-	60	-	-	2	2093 172
	Except Sub., PD3, PD4 . . . . .	6-8	-	60	-	-	2	2188 370
	PD1, PD2 . . . . .	8	-	60	-	-	2	1961 047
	Except Sub., PC1, PC2, PC3 . . . . .	8	-	-	60	60	2	2093 375
	PY1 . . . . .	8	-	-	-	60	2	1878 280
8-55-9	NUT and RETAINER, Quarter Panel Tail, Stop, Turn Signal and Back-Up Lamp, Sub. . . . .	6-8	60	-	-	-	4	6000 124
	Tail, Stop, Turn Signal and Back-Up Lamp Housing, except Sub. . . . .	6-8	60	-	-	-	6	6012 008
	Tail, Stop and Turn Signal Lamp Housing, PD1, PD2, All, PD3, PD4, Sub. . . . .	6-8	-	60	-	-	6	6000 123
8-55-23	REINFORCEMENT, Quarter Panel Tail Lamp Opening, Lower, Right, except Sub. . . . .	6-8	60	-	-	-	1	1909 754
	Left, except Sub. . . . .	6-8	60	-	-	-	1	1909 755
	Right, Lower, Sub. . . . .	6-8	60	-	-	-	1	1961 934
	Left, Lower, Sub. . . . .	6-8	60	-	-	-	1	1961 935
	w/C/NUT, Upper, Right . . . . .	6-8	60	-	-	-	1	1963 924
	Left . . . . .	6-8	60	-	-	-	1	1963 925
	Right, except Sub., PC1, PC2, PC3 . . . . .	8	-	-	60	60	1	1961 014
	Left, except Sub., PC1, PC2, PC3 . . . . .	8	-	-	60	60	1	1961 015
	Right, Sub., PC1, PC3 . . . . .	8	-	-	-	60	1	1878 260
	Left, Sub., PC1, PC3 . . . . .	8	-	-	-	60	1	1878 261
	PY1 . . . . .	8	-	-	-	60	2	1877 470
8-55-57	SOCKET, Tail, Stop and Turn Signal Lamp . . . . .	6-8	60	-	-	-	2	1832 014
	Except Sub., PC1, PC2, PC3 . . . . .	8	-	-	60	60	2	1658 343
	w/BOOT, PC1 Sub., PC3 Sub., PY1 . . . . .	6-8	-	60	-	60	2	2096 410
8-55-194	LENS, Inner BEZEL and GASKET PACKAGE, Quarter Panel Tail, Stop and Turn Signal Lamp, PD1, PD2 . . . . .	8	-	60	-	-	1	2084 066
8-55-195	LENS, Quarter Panel Tail, Stop and Turn Signal Lamp, Right . . . . .	6-8	60	-	-	-	1	1960 888
	Left . . . . .	6-8	60	-	-	-	1	1960 889
	PD3, PD4 . . . . .	6-8	-	60	-	-	2	2093 023
	w/Reflector BUTTON and CAP, Right . . . . .	8	-	-	60	-	1	1961 826
	Left . . . . .	8	-	-	60	-	1	1961 827
	w/REFLECTOR, Right, Sub., PC1, PC3 . . . . .	8	-	-	-	60	1	1961 326
	Left, Sub., PC1, PC3 . . . . .	8	-	-	-	60	1	1961 327
	Right, except Sub., PC1, PC2, PC3 . . . . .	8	-	-	-	60	1	1961 306
	Left, except Sub., PC1, PC2, PC3 . . . . .	8	-	-	-	60	1	1961 307
	w/COLLIMETER, PY1 . . . . .	8	-	-	-	60	2	1878 279
8-55-209	SCREW, Quarter Panel Tail, Stop and Turn Signal Lamp Lens . . . . .	6-8	60	-	-	-	2	2093 742
	SCREW and WASHER, Lamp Housing . . . . .	6-8	60	-	-	-	2	2093 743
	Sub., PD3, PD4 . . . . .	6-8	-	60	-	-	6	9413 264
	SCREW, Lamp Outer Bezel, PD1, PD2 . . . . .	8	-	60	-	-	4	9414 025
	SCREW, Lamp Lens . . . . .	8	-	-	60	-	4	6006 416
	Lower, Sub., PC1, PC3 . . . . .	8	-	-	-	60	6	6006 427
	Sub., PC1, PC3 . . . . .	8	-	-	-	60	2	6006 041
	Except Sub., PC1, PC2, PC3 . . . . .	8	-	-	-	60	10	6006 416
	SCREW, Lamp Housing, Sub., PC1, PC3 . . . . .	8	-	-	-	60	12	6006 427
	Sub., PC1, PC3 . . . . .	8	-	-	-	60	4	9413 199
	Sub., PC1, PC3 . . . . .	8	-	-	-	60	4	9413 211

\* Indicates use as required.

Numerals in parentheses ( ) refer to notes.

Printed in U.S.A.

☐ Indicates parts not listed in any previous parts book.

Prices and specifications subject to change without notice.

\* Indicates change or addition.

CODE	PART NAME AND DESCRIPTION	NO. OF CYL.	PLYMOUTH	DODGE	DESOTO	CHRYSLER AND IMPERIAL	PER CAR	PART NUMBER
<b>8-55-0 TAIL, STOP AND DIRECTIONAL SIGNAL LAMP - Cont'd</b>								
8-55-214	GASKET, Quarter Panel Tail, Stop and Turn Signal Lamp Lens . . . . .	6-8	60	-	-	-	2	1961 927
	PD1, PD2 . . . . .	8	-	60	-	-	2	1961 048
	Except Sub., PC1, PC2, PC3 . . . . .	8	-	-	60	-	2	2188 373
	Sub., PC1, PC3 . . . . .	8	-	-	-	60	2	2188 372
	PY1 . . . . .	8	-	-	-	60	2	2188 374
8-55-219	REFLECTOR PACKAGE, Tail, Stop, Turn Signal and Back-Up Lamp . . . . .	6-8	60	-	-	-	1	1881 736
8-55-220	REFLECTOR, Gasket, Retainer and Bezel, Right, except Sub. . . . .	6-8	60	-	-	-	1	1879 242
	Left, except Sub. . . . .	6-8	60	-	-	-	1	1879 243
<b>8-56-0 BACK-UP LAMP</b>								
8-56-1	LAMP, Rear Bumper Back-Up, PD3, PD4 . . . . .	6-8	-	60	-	-	2	1961 711
	PD1, PD2 . . . . .	8	-	60	-	-	2	1961 335
	Quarter O/S Panel Back-Up, Right, except Sub., PC1, PC2, PC3 . . . . .	8	-	-	-	60	1	1960 170
	Left . . . . .	8	-	-	-	60	1	1960 171
	Rear Bumper Back-Up, Right, PY1 . . . . .	8	-	-	-	60	1	1961 450
	Left . . . . .	8	-	-	-	60	1	1961 451
8-56-2	SWITCH, PP1, PP2, PD4, w/318 cu. in. Eng., PD1, PD3, w/Std. Trans. . . . .	6-8	60	60	-	-	1	1343 998
	PP2 w/361 cu. in. Eng., PD2, PD4, w/383 cu. in. Eng., w/Std. Trans. . . . .	8	60	60	-	-	1	*2197 003
	w/Auto. Trans. . . . .	6-8	60	60	60	60	1	1972 052
8-56-3	LAMP and GASKET PACKAGE, Quarter O/S Panel Back-Up, Right, Sub., PC1, PC3 . . . . .	8	-	-	-	60	1	2084 052
	Left, Sub., PC1, PC3 . . . . .	8	-	-	-	60	1	2084 053
8-56-4	J/NUT, Back-Up Lamp to Bumper, PY1 . . . . .	8	-	-	-	60	4	6022 142
8-56-7	LENS, Quarter Panel Back-Up Lamp, Right, except Sub. . . . .	6-8	60	-	-	-	1	1960 890
	Left . . . . .	6-8	60	-	-	-	1	1960 891
	Right, Sub. . . . .	6-8	60	-	-	-	1	1960 892
	Left . . . . .	6-8	60	-	-	-	1	1960 893
	PD3, PD4 . . . . .	6-8	-	60	-	-	2	1961 665
	LENS and FERRULE, Deck Opening Lower Panel Back-Up Lamp . . . . .	8	-	-	60	-	2	2094 291
	Quarter O/S Panel Back-Up Lamp, PC1, PC2, PC3 . . . . .	8	-	-	-	60	2	1878 585
	Rear Bumper Back-Up Lamp, Right, PY1 . . . . .	8	-	-	-	60	1	1961 434
	Left . . . . .	8	-	-	-	60	1	1961 435
8-56-8	LENS and Inner BEZEL PACKAGE, Back-Up Lamp, PD1, PD2 . . . . .	8	-	60	-	-	1	2084 262
8-56-9	SEAL, Deck Opening Lower Panel Back-Up Lamp Lens Sealing . . . . .	8	-	-	60	-	1	1961 647
8-56-10	SCREW, Quarter Panel Back-Up Lamp Lens to Housing, Inner, Sub. . . . .	6-8	60	-	-	-	2	1961 965
	Outer, Sub. . . . .	6-8	60	-	-	-	2	1961 964
8-56-13	NUT, Back-Up Lamp Lens Attaching, PC1, PC2, PC3 . . . . .	8	-	-	-	60	6	⊠6006 425
8-56-23	GASKET, Quarter Panel Back-Up Lamp Lens, except Sub. . . . .	6-8	60	-	-	-	2	1961 709
	Sub. . . . .	6-8	60	-	-	-	2	1961 954
	PC1, PC2, PC3 . . . . .	8	-	-	-	60	4	1878 660
	Rear Bumper Back-Up Lamp Lens to Housing, PY1 . . . . .	8	-	-	-	60	2	1961 452
8-56-25	WASHER, Back-Up Lamp Attaching Sealing, Sub., PC1, PC3 . . . . .	8	-	-	-	60	4	⊠1961 352
8-56-30	COVER, Rear Bumper Back-Up Lamp Opening, PD3, PD4 . . . . .	6-8	-	60	-	-	2	2094 083
	PD1, PD2 . . . . .	8	-	60	-	-	2	2094 082

★ Indicates use as required.

Numerals in parentheses ( ) refer to notes.

Printed in U.S.A.

⊠ Indicates parts not listed in any previous parts book.

Prices and specifications subject to change without notice.

Dec. 9, 1960 Supersedes April 20, 1960.

\* Indicates change or addition.

CODE	PART NAME AND DESCRIPTION	NO. OF CYL.	PLYMOUTH	DODGE	DESOTO	CHRYSLER AND IMPERIAL	PER CAR	PART NUMBER
<b>8-56-0 BACK-UP LAMP Cont'd</b>								
8-56-34	SOCKET, except Sub. . . . .	6-8	60	-	-	-	2	2096 938
	Sub. . . . .	6-8	60	-	-	-	2	1878 128
	w/BOOT, PY1 . . . . .	6-8	-	60	60	60	2	2096 648
	PC1, PC2, PC3 . . . . .	8	-	-	-	60	2	1841 697
8-56-36	BEZEL and GASKET PACKAGE, Back-Up Lamp, PY1, Right . . . . .	8	-	-	-	60	1	E2240 731
	Left, PY1 . . . . .	8	-	-	-	60	1	E2240 732
8-56-40	GASKET, Rear Bumper Back-Up Lamp Housing . . . . .	6-8	-	60	-	-	2	1961 203
8-56-41	SCREW, Deck Opening Lower Panel Back-Up Lamp Housing . . . . .	8	-	-	60	-	4	*6006 493
	Back-Up Lamp Attaching, Sub., PC1, PC3 . . . . .	8	-	-	-	60	4	E1961 349
8-56-43	HOUSING, Deck Opening Lower Panel Back-Up Lamp . . . . .	8	-	-	60	-	2	1960 914
8-56-44	GASKET, Quarter O/S Panel Back-Up Lamp Bezel, except Sub., PC1, PC2, PC3 . . . . .	8	-	-	-	60	2	1961 228
	Sub., PC1, PC3 . . . . .	8	-	-	-	60	2	1961 256
	Rear Bumper Back-Up Lamp Bezel, PY1 . . . . .	8	-	-	-	60	2	1961 448
8-56-46	GASKET, Back-Up Lamp Switch, PD1, PD3, PD4, w/Std. Trans. . . . .	8	60	60	-	-	1	*1302 807
	Transmission Back-Up Lamp Switch Hole Plug, PD1, PD3, PD4, w/Std. Trans. . . . .	6-8	60	60	-	-	1	*1302 807
8-56-60	FUSE, Back-Up Lamp Wiring, 6 amp. . . . .	8	-	-	-	60	1	147 683
8-56-66	GASKET, Quarter Panel Back-Up Lamp Bracket, except Sub., w/Auto.Trans. . . . .	6-8	60	-	-	-	2	1961 710
	PP1L-M, PP2L-M, except Sub., w/Std. Trans. . . . .	6-8	60	-	-	-	2	2093 003
	PP1H, PP2H, except Sub., w/Std. Trans. . . . .	6-8	60	-	-	-	2	1961 710
<b>8-57-0 LICENSE PLATE LAMP</b>								
8-57-10	LAMP, Deck Opening Lower Panel License, except Sub., PC1, PC2, PC3 . . . . .	6-8	60	-	60	60	2	1878 196
	Rear Bumper License, Sub., PC1, PC3 . . . . .	6-8	60	60	-	60	2	1960 118
	Deck Lid License, except Sub. . . . .	6-8	-	60	-	-	1	1878 196
	Rear Bumper, License, PY1 . . . . .	8	-	-	-	60	1	1878 554
8-57-11	SCREW, Deck Opening Lower Panel License Lamp, except Sub., PC1, PC2, PC3 . . . . .	6-8	60	60	60	60	2	1878 893
	Deck Lid License Lamp, except Sub. . . . .	6-8	-	60	-	-	2	1878 893
8-57-13	SPEED NUT, PY1 . . . . .	8	-	-	-	60	2	6006 297
8-57-54	LENS and GASKET PACKAGE, PY1 . . . . .	8	-	-	-	60	1	1879 566
8-57-55	LENS, Rear Bumper License Lamp, Sub., PC1, PC3 . . . . .	6-8	60	60	-	60	2	1960 116
8-57-56	GASKET, Rear Bumper License Lens to Bracket, Sub., PC1, PC3 . . . . .	6-8	60	60	-	60	2	1960 117
8-57-79	SOCKET, License Lamp, except Sub. . . . .	6-8	60	60	-	-	1	2096 140
	Sub., PC1, PC3 . . . . .	6-8	60	60	-	60	2	*2096 141
	Except Sub., PC1, PC2, PC3 . . . . .	8	-	-	60	60	1	*2096 141
<b>8-58-0 STOP LAMP</b>								
8-58-60	SWITCH . . . . .	6-8	60	60	60	60	1	2084 284

★ Indicates use as required.

Numerals in parentheses ( ) refer to notes.

Printed in U.S.A.

□ Indicates parts not listed in any previous parts book.

Prices and specifications subject to change without notice.

\* Indicates change or addition.

