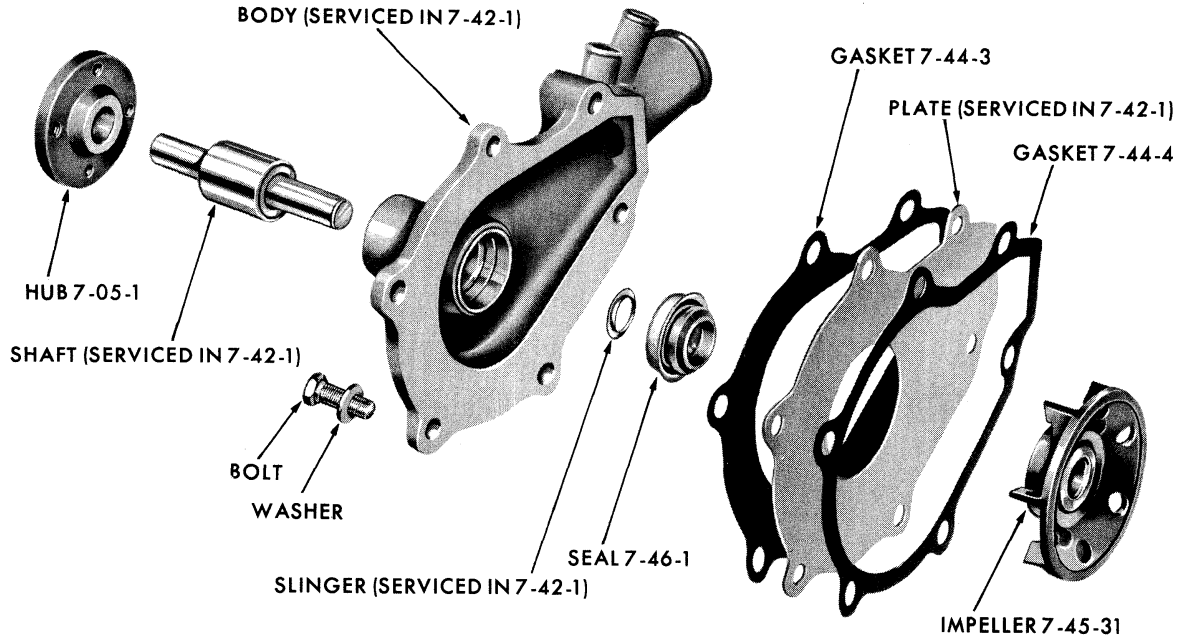
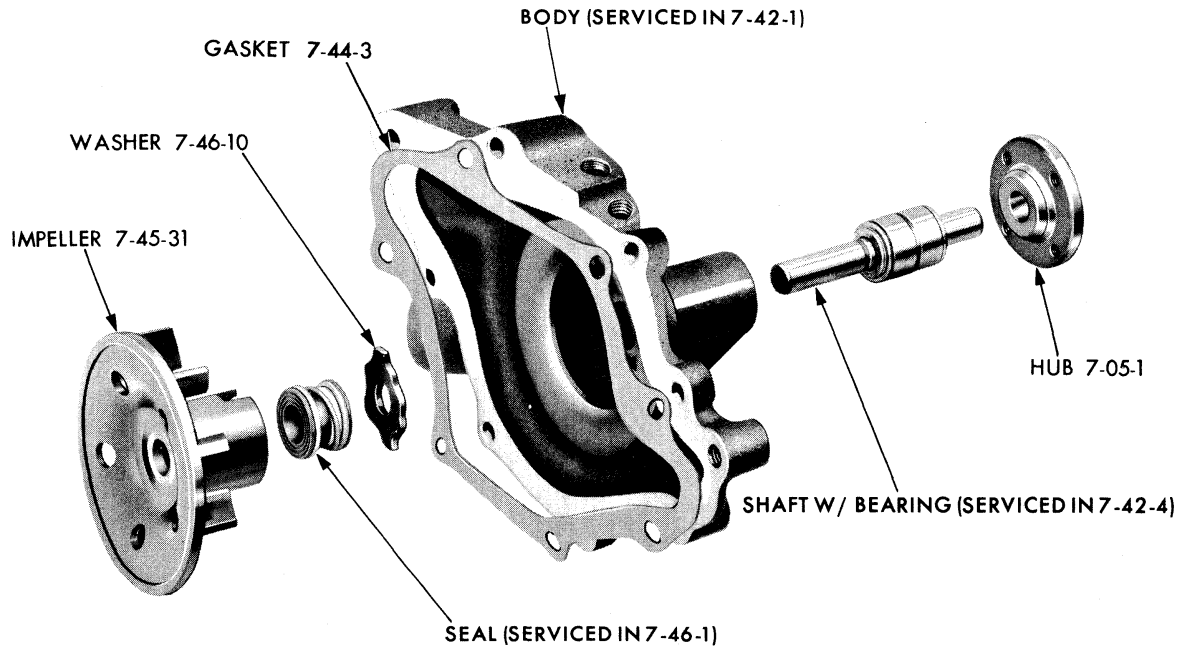


GROUP 7 - COOLING



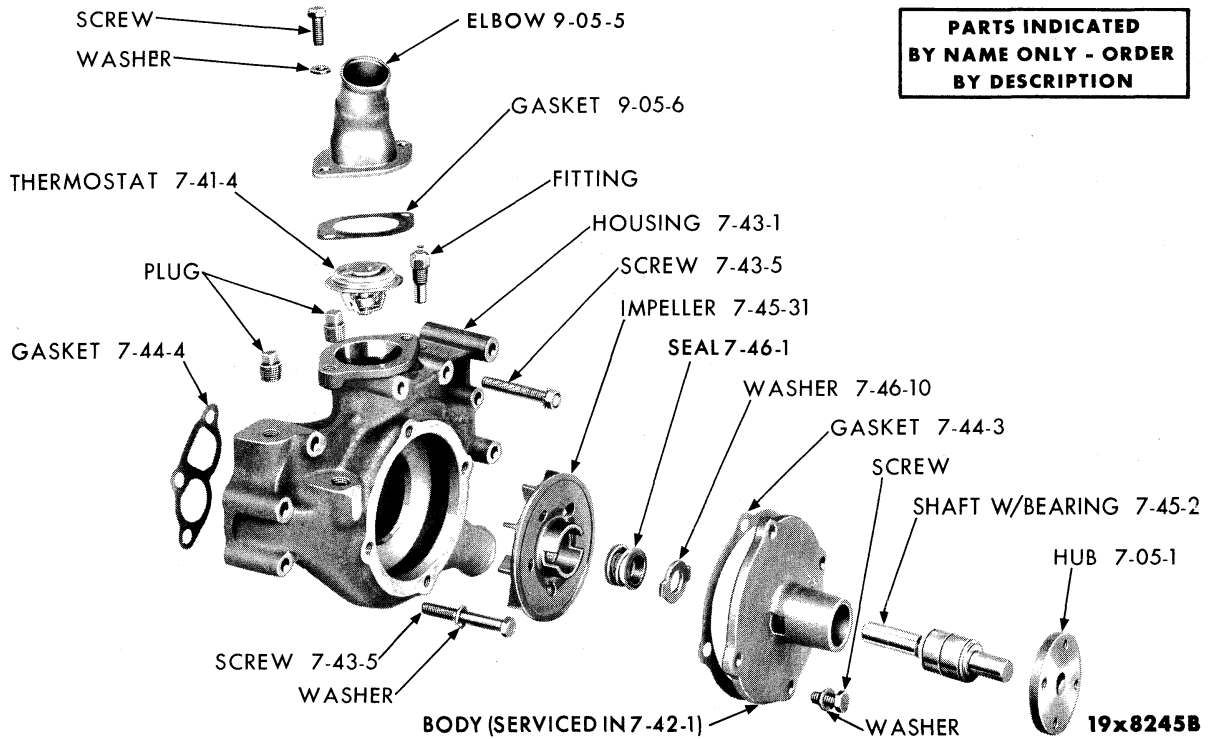
19x8683

WATER PUMP - 6 CYLINDER

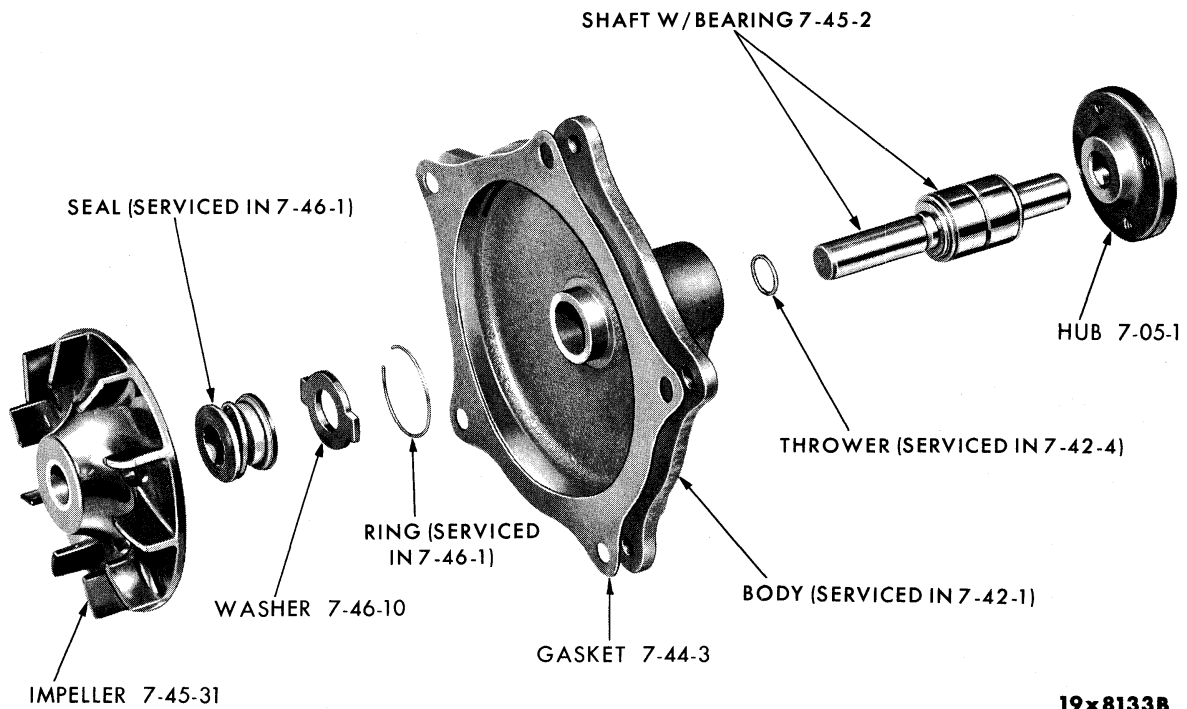


19x6902D

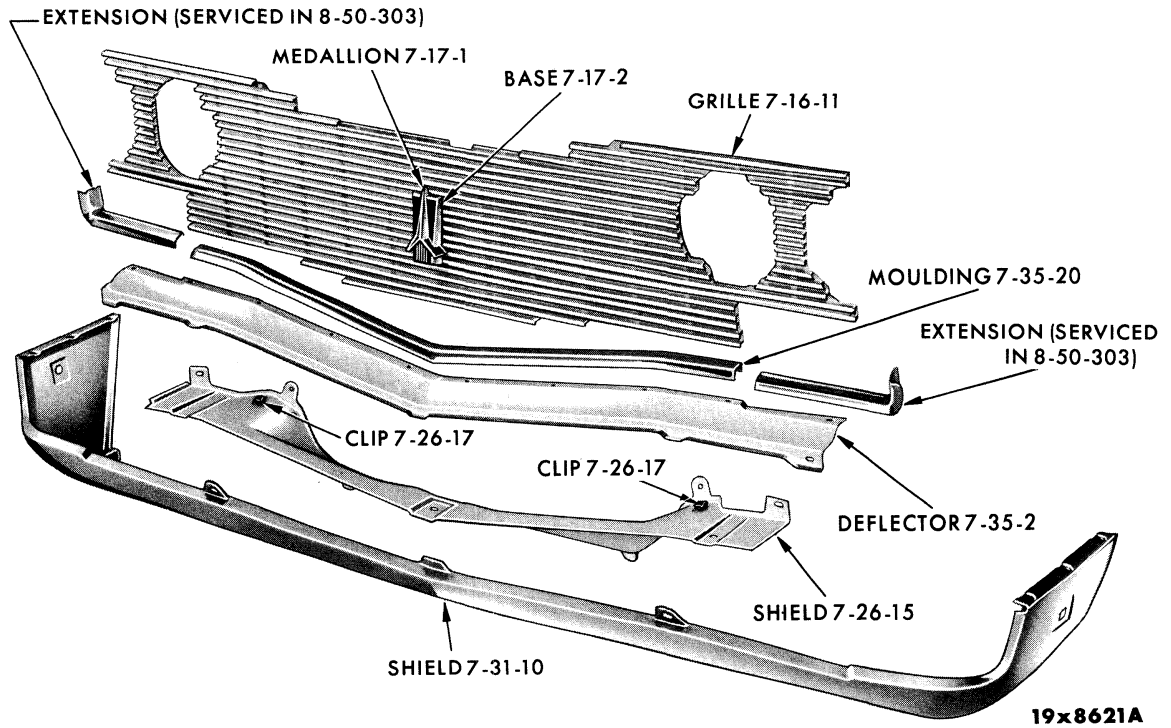
WATER PUMP (V8 CYLINDER) - PLYMOUTH PP2 (WITHOUT AIR CONDITIONING)



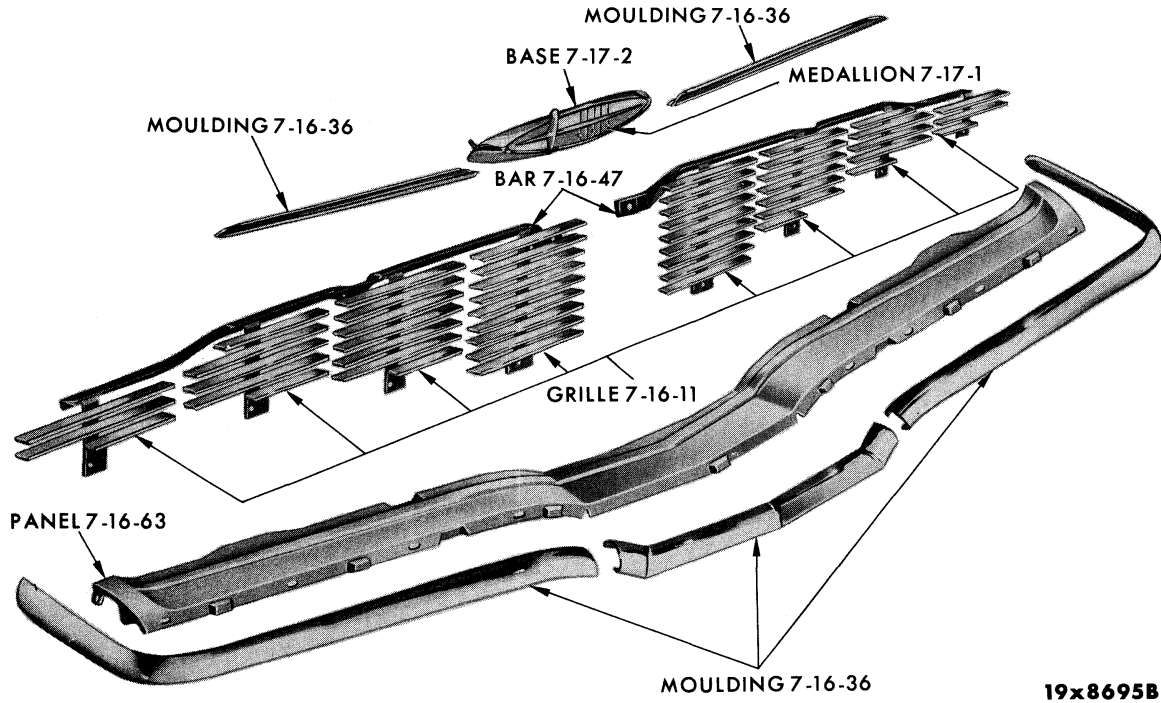
WATER PUMP (V8 CYLINDER) - EXCEPT PLYMOUTH PP2 (WITHOUT AIR CONDITIONING)



WATER PUMP - V8 CYLINDER (WITH AIR CONDITIONING)

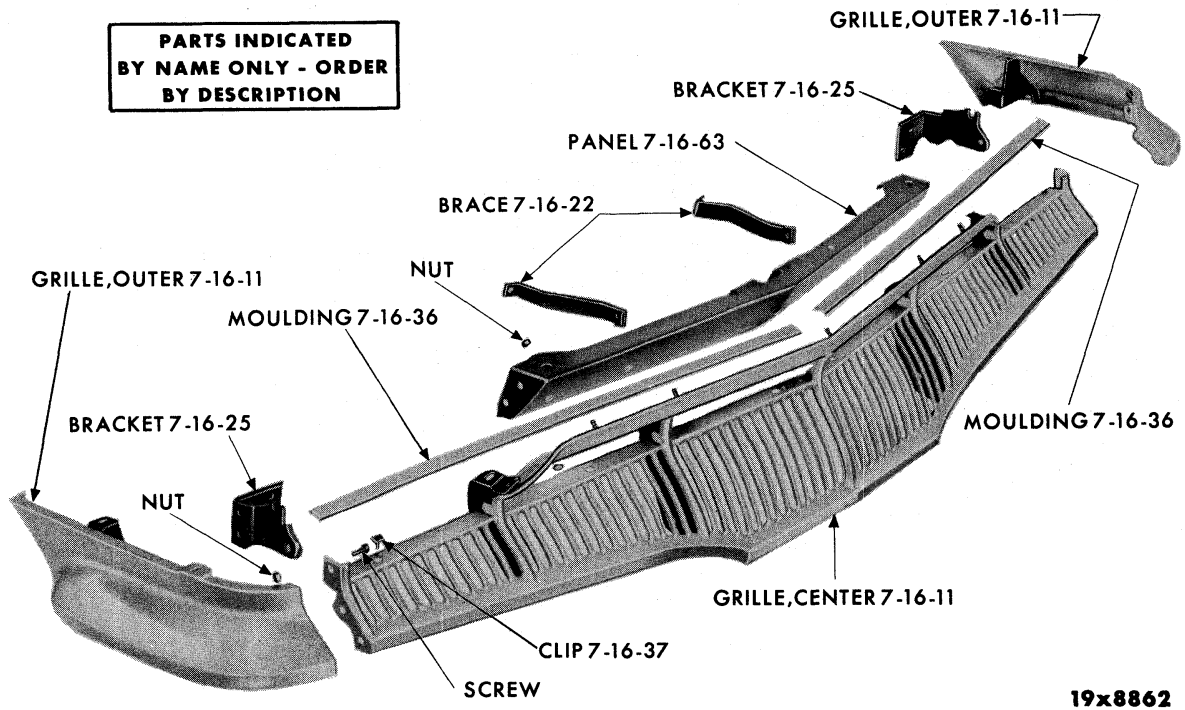


GRILLE - PLYMOUTH PP1-2

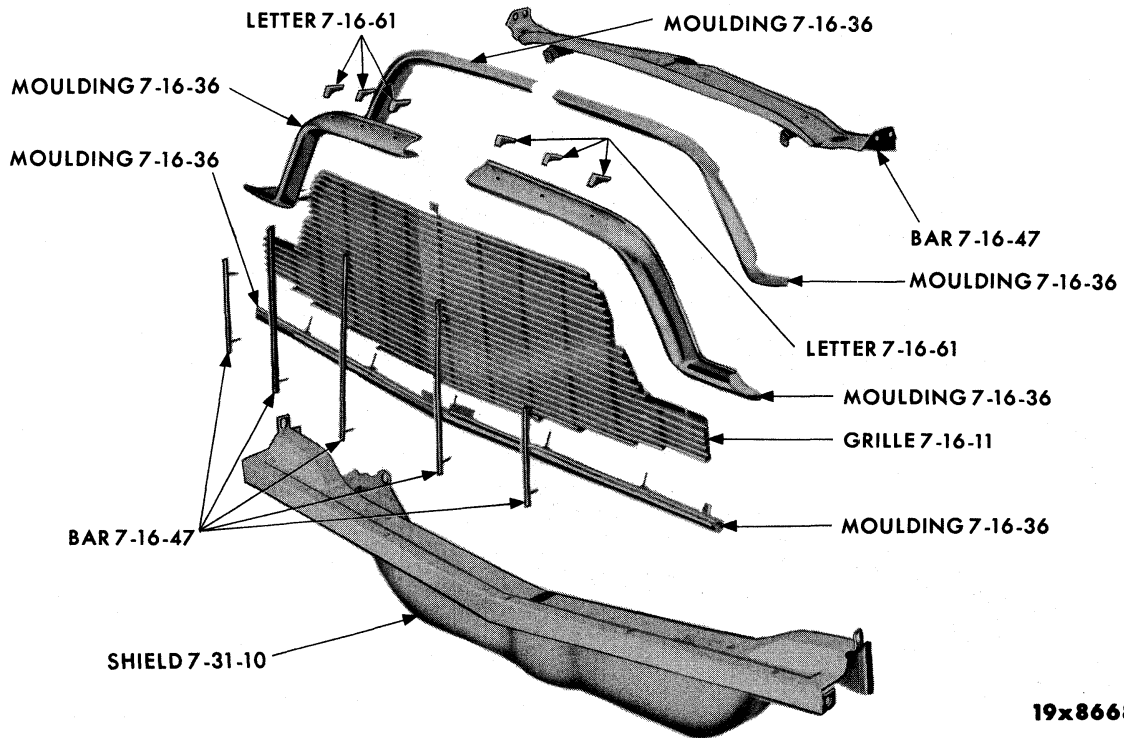


GRILLE - DODGE PD1-2

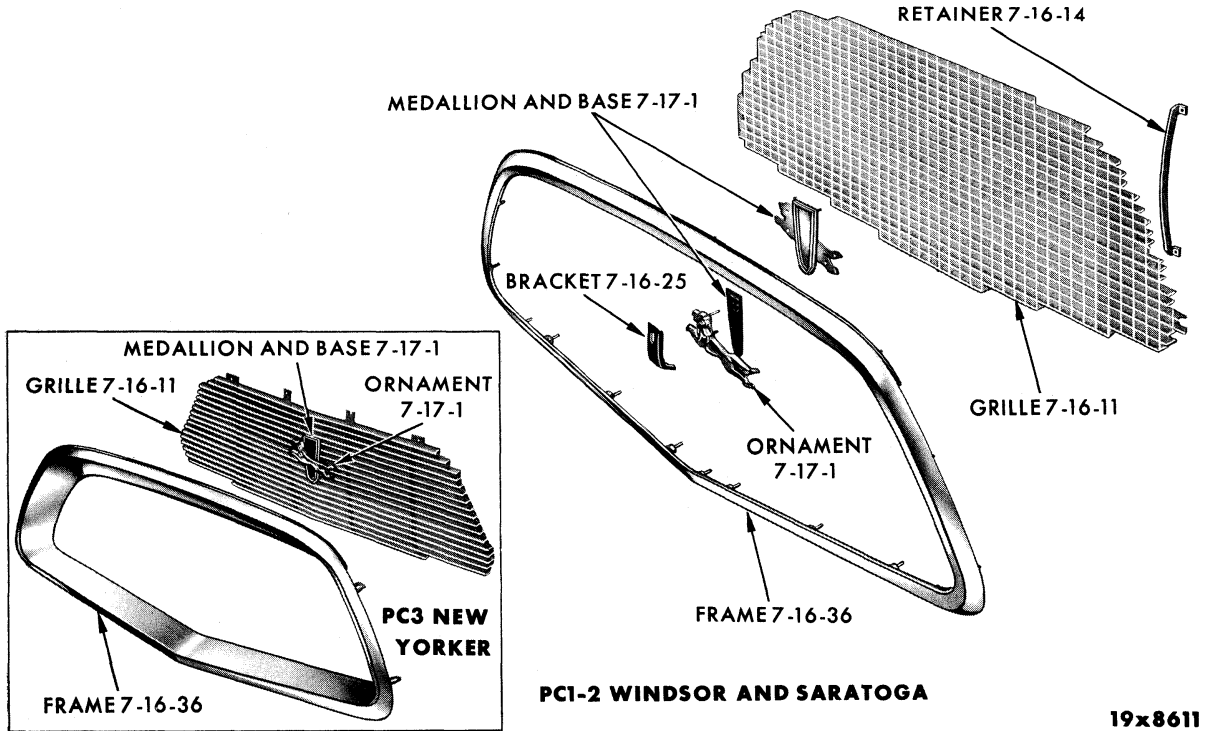
PARTS INDICATED
BY NAME ONLY - ORDER
BY DESCRIPTION



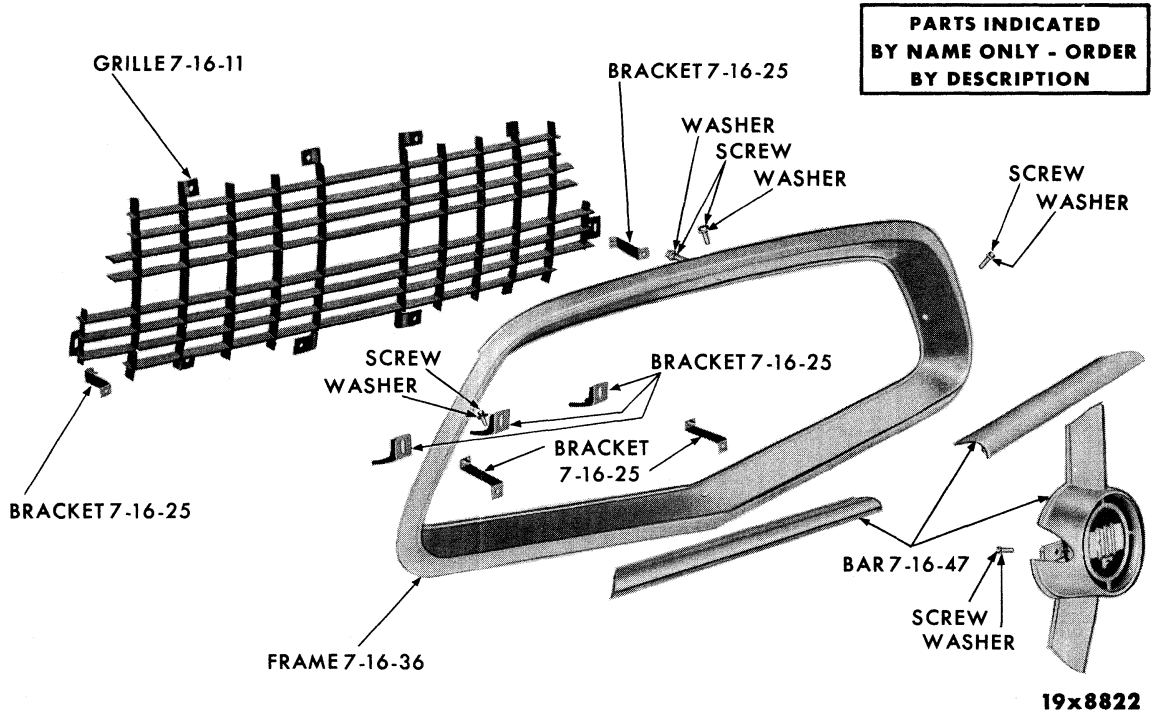
GRILLE - DODGE PD3-4



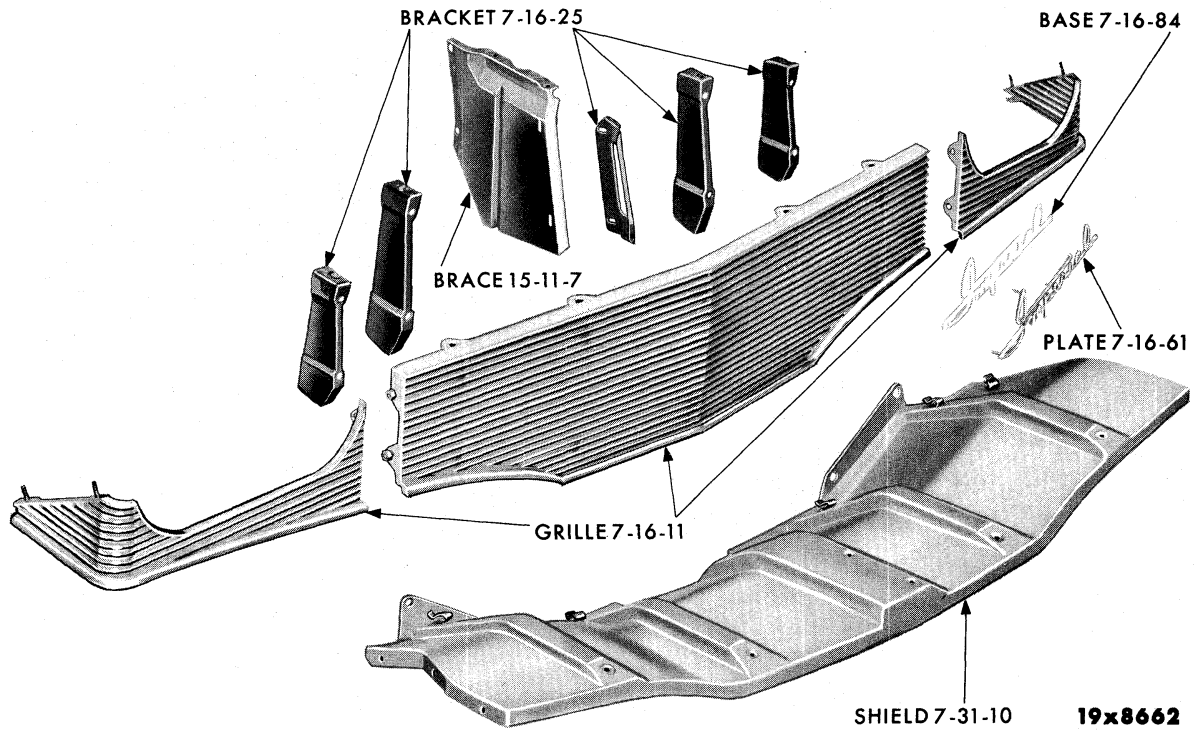
GRILLE - DESOTO PS1-3



GRILLE - CHRYSLER PC1-2-3

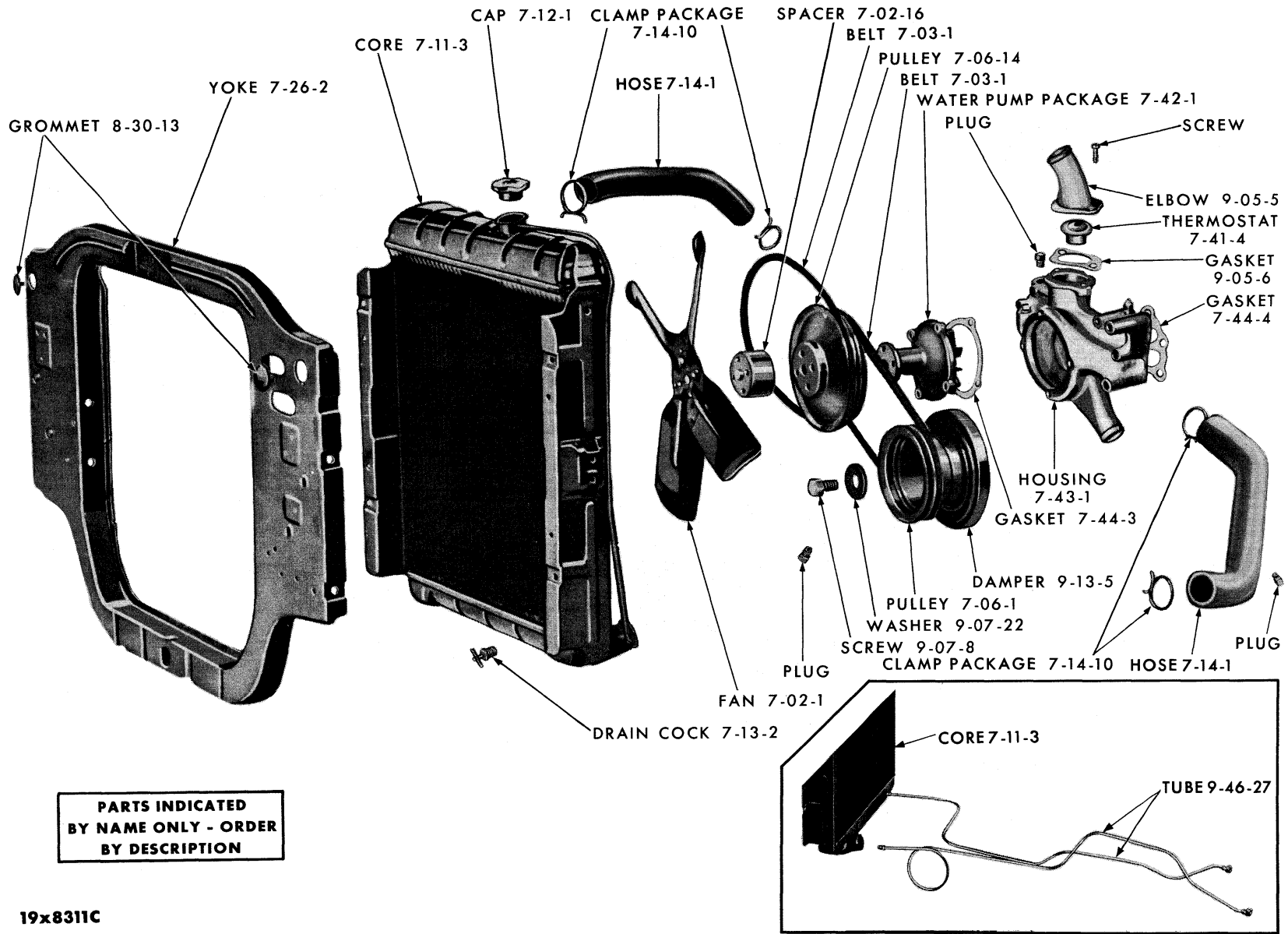


GRILLE - CHRYSLER PC300F

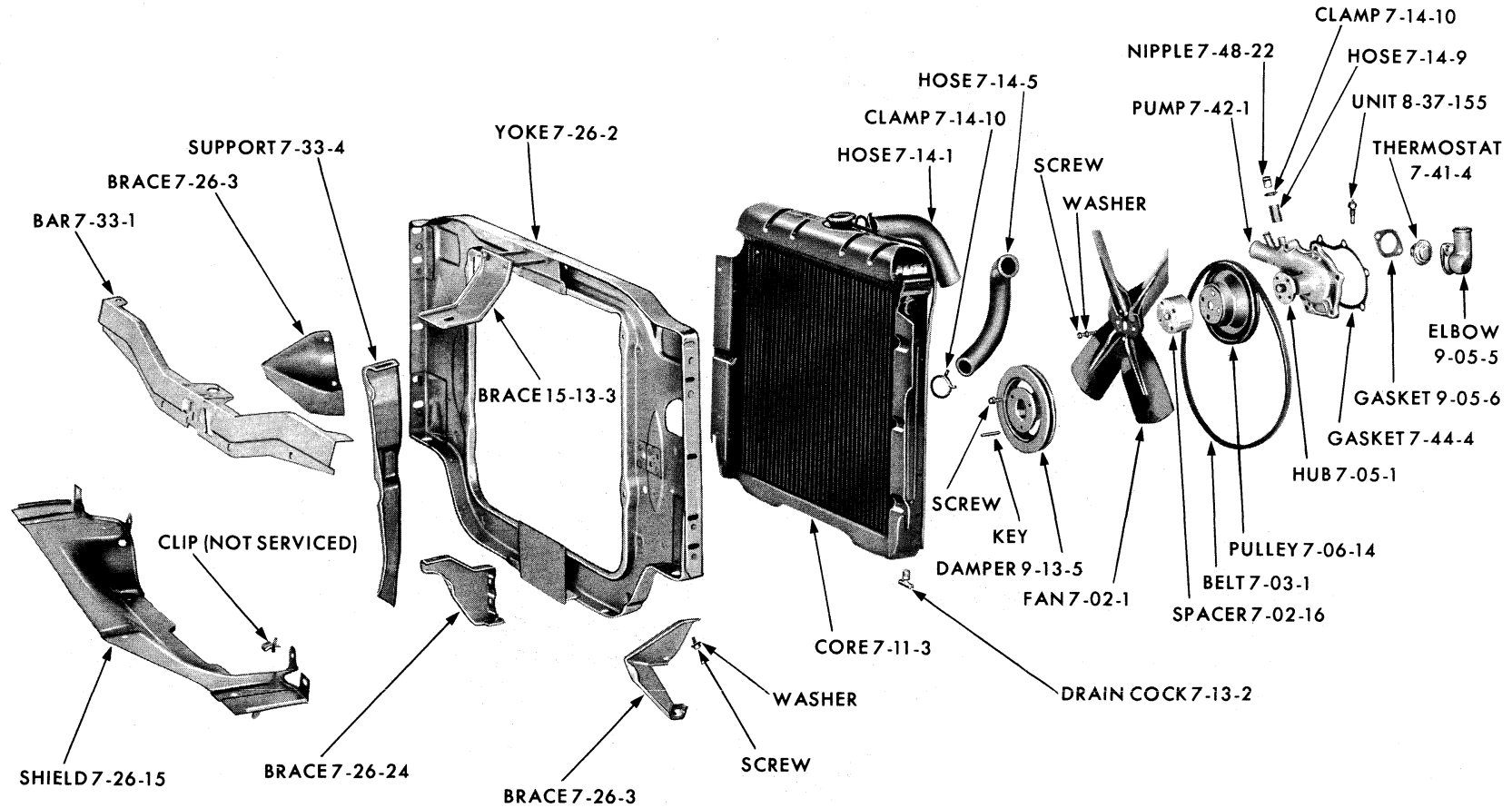


GRILLE - IMPERIAL PY1

NOTES



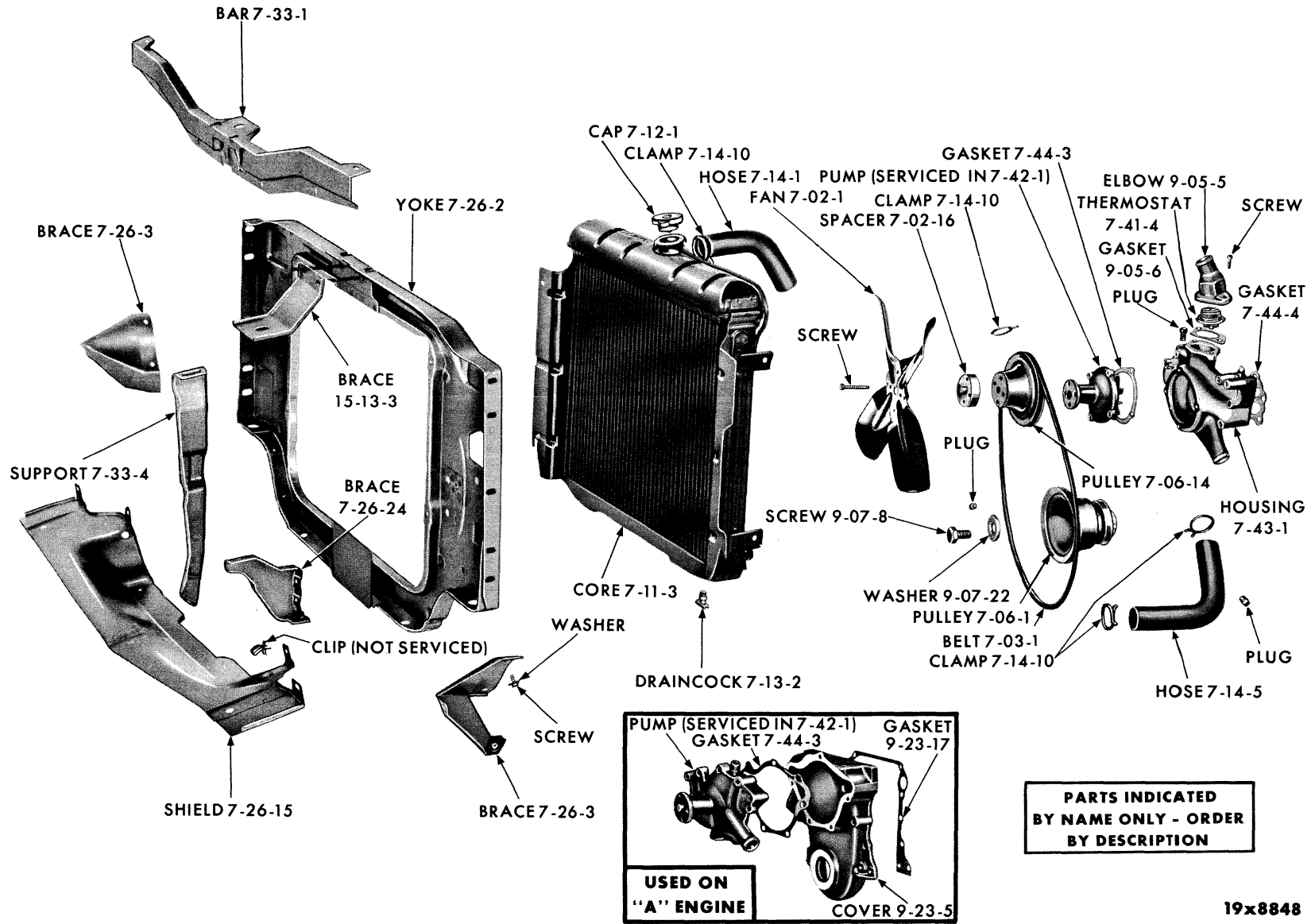
COOLING SYSTEM - EXCEPT PLYMOUTH PP1-2 AND DODGE PD3



**PARTS INDICATED
BY NAME ONLY - ORDER
BY DESCRIPTION**

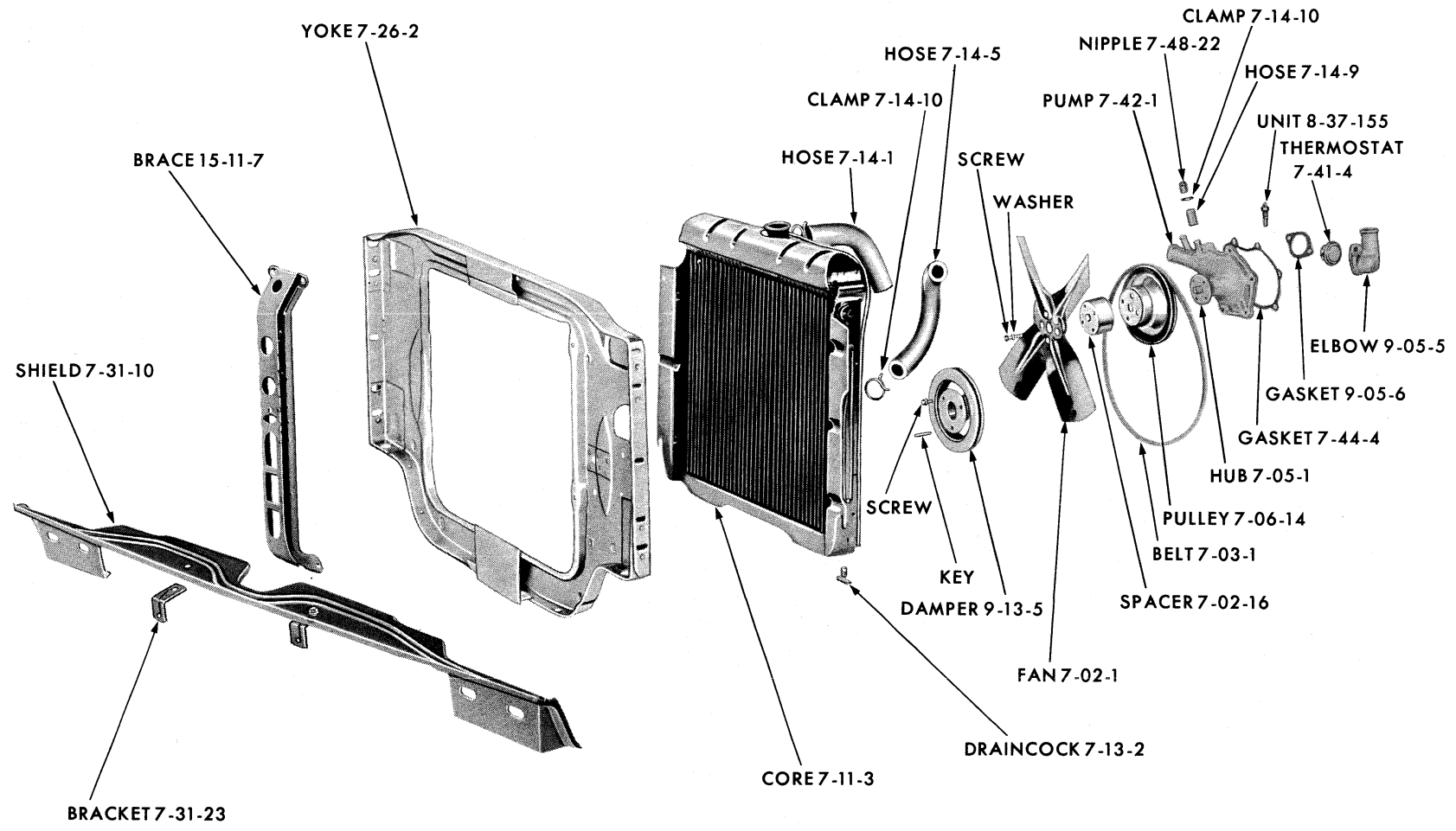
19x8845

COOLING SYSTEM - PLYMOUTH PP1




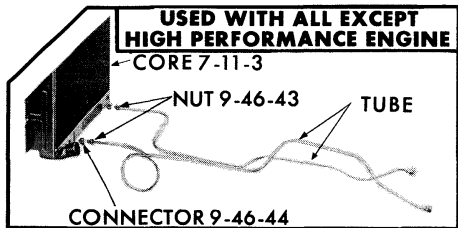
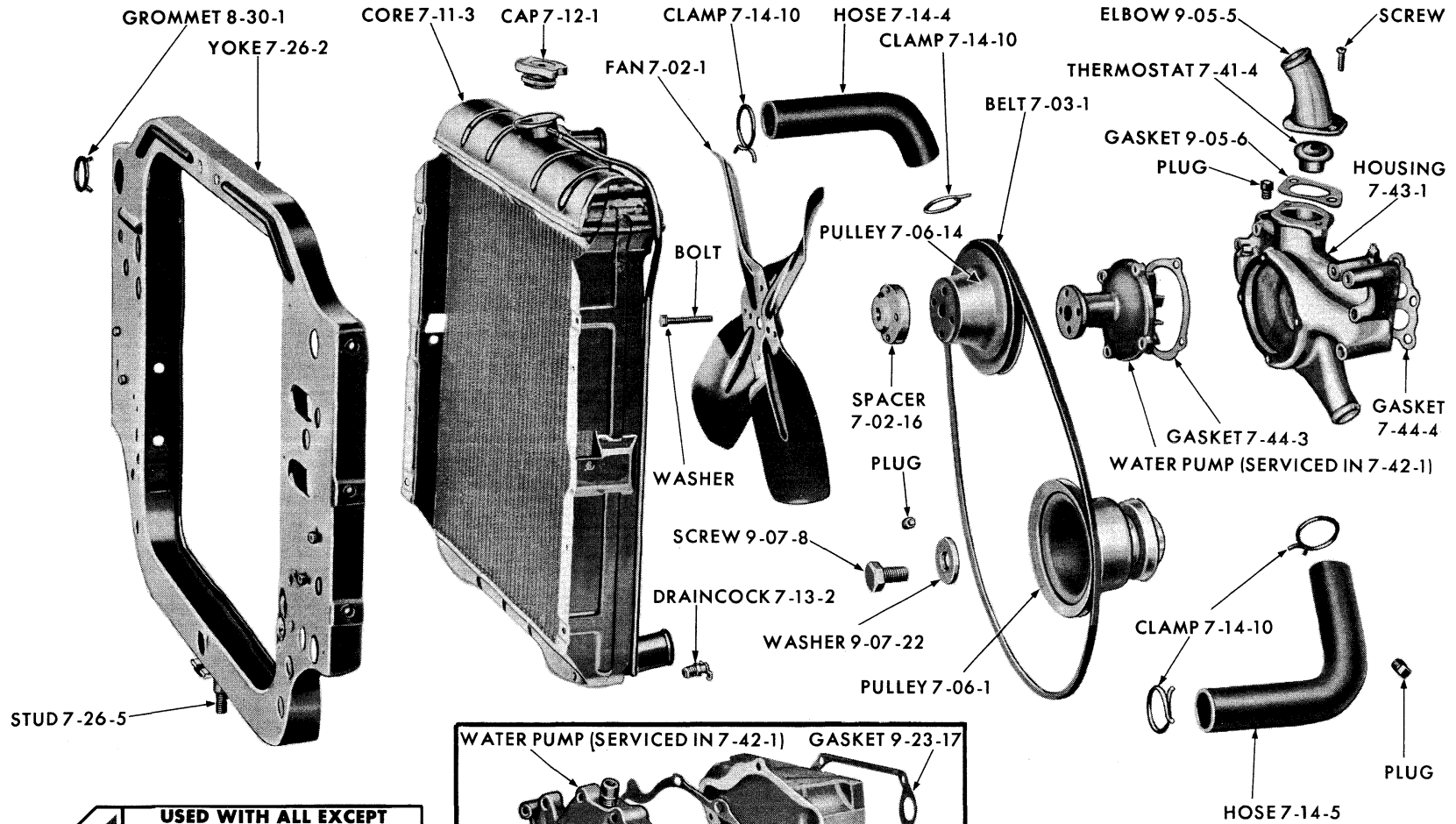
COOLING SYSTEM - PLYMOUTH PP2

19x8848



19x8863

COOLING SYSTEM - DODGE PD3



PARTS INDICATED BY NAME ONLY - ORDER BY DESCRIPTION

19x8566A

COOLING SYSTEM - DODGE PD4

CODE	PART NAME AND DESCRIPTION	NO. OF CYL.	PLYMOUTH	DODGE	DESOTO	CHRYSLER AND IMPERIAL	PER CAR	PART NUMBER
------	---------------------------	-------------	----------	-------	--------	-----------------------	---------	-------------

GROUP 7 - COOLING

7-02-0 FAN ASSEMBLY

7-02-1	FAN, PP1, PD3, 4 Blade	6	60	60	-	-	1	1947 907
	w/o Air Conditioning, PP2, PD1, PD2, PD4, PS1, PS3, PC1, PC2, PC3, PY1, 4 Blade	8	60	60	60	60	1	1735 939
	PC3-300, 7 Blade	8	-	-	-	60	1	2121 013
	w/Air Conditioning, PP2, PD4, 7 Blade	8	60	60	-	-	1	2120 208
	PP2, PD4, High Performance, PD1, PD2, PS1, PS3, PC1, 7 Blade	8	60	60	60	60	1	2121 013
	PC2, PC3, PC3-300, PY1, 7 Blade	8	-	-	-	60	1	2121 014
	w/Model E Air Conditioning	8	60	60	60	60	1	1985 513
7-02-16	SPACER, PP1, PD3, 1 5/8" thick	6	60	60	-	-	1	*2120 510
	PP2, PD4, 2 3/8" thick	8	60	60	-	-	1	2120 130
	PP2, PD4, High Performance PD1, PD2, PS1, PS3, PC1, PC2, PC3, PY1, 1 5/8" thick	8	60	60	60	60	1	2120 510
	PC2, PC3, PY1, 1 3/4" thick	8	-	-	-	60	1	1674 746
	w/Model E Air Conditioning, PP2, PD4, High Performance, PD1, PD2, PS1, PS3, PC1, PC2, PC3, PY1	8	60	60	60	60	1	1730 155

7-03-0 FAN AND RELATED DRIVE BELTS

NOTE: All matched belts should be replaced in sets only. Where power steering is not used omit steering pump belt.

7-03-1	BELTS	Eng. to Fan to Generator	Engine to Strg. Pump	Engine to Fan	Fan to Generator	Eng. to Fan to Strg. Pump
	PP1, PD3, w/35 amp. Generator, UP TO	1558 426(1)	----	----	----	2128 751
	PP2, PD3, w/30 amp., 40 amp. and 50 amp. Generator, UP TO	1632 586(1)	----	----	----	2128 751
	PP1, PD3, w/Alternator, UP TO	1821 221(1)	----	----	----	2128 751
	PD3, w/35 amp. Generator, AFTER	2129 078	----	----	----	2128 751
	PD3, w/30 amp., 40 amp. and 50 amp. Generator, AFTER	2129 079	----	----	----	2128 751
	PD3, w/Alternator, AFTER	2129 080	----	----	----	2128 751
	PP2, PD4, w/30 amp. and 50 amp. Generator	----	*1854 895	1821 643	1550 179	----
	PP2, PD4, w/35 amp. Generator	1737 927	*1854 895	----	----	----
	PP2, PD4, w/40 amp. Generator	----	*1854 895	1821 643	1821 221	----
	PP2, PD4, w/50 amp. Alternator	2121 221	*1854 895	----	----	----
	PP2, PD4, w/60 amp. Alternator	2121 222	*1854 895	----	----	----
	PP2, PD4, High Performance, PD1, PD2, PS1, PS3, w/30 amp. and 50 amp. Generator	1821 138	*1827 431(2)	----	----	----
	PP2, PD4, High Performance, PD1, PD2, PS1, PS3, w/35 amp. Generator	1551 007	*1827 431(2)	----	----	----
	PP2, PD4, High Performance, PD1, PD2, PS1, PS3, PC1, PC2, PC3, PC3-300, w/40 amp. Generator	1673 645	*1827 431(2)	----	----	----
	PC1, PC2, PC3, PC3-300, w/30 amp. Generator	1674 677	*1827 431(2)	----	----	----
	PC1, PC2, PC3, PC3-300, w/35 amp. Generator	1821 138	*1827 431(2)	----	----	----
	PP2, PD4, High Performance, PD1, PD2, PS1, PS3, w/Alternator	*2121 221	*1827 431(2)	----	----	----
	PY1 w/30 amp. Generator	1674 677	*1678 280(2)	----	----	----
	PY1 w/35 amp. Generator	1821 138	*1678 280(2)	----	----	----
	PY1 w/40 amp. Generator	1673 645	*1678 280(2)	----	----	----
	PY1 w/Alternator	1555 419	*1678 280(2)	----	----	----
	PP2, PD4, High Performance, PD1, PD2, PS1, PC1, PC2, PC3, PC3-300, PY1	----	B2129 277(3)	----	----	----

NOTE 1: PD3 Serial No. 132642 Det. Blt., 106378 L. A. Blt., PP1 Serial No. 106696 L. A. Blt.

NOTE 2: Use with 1947 710 Strg. Pump

NOTE 3: Use with 2196 082 Strg. Pump

* Indicates use as required. Numerals in parentheses () refer to notes. Printed in U.S.A.
 □ Indicates parts not listed in any previous parts book. Prices and specifications subject to change without notice.
 * Indicates change or addition. Page 7-7 Dec. 9, 1960 Supersedes April 20, 1960.

7-03-O FAN AND RELATED DRIVE BELTS - Cont'd

7-03-1	BELTS - Cont'd	Engine to Compressor to Generator	Engine to Fan	Engine to Strg. Pump	Engine to Compressor to Jackshaft	Jackshaft to Generator
MODELS WITH AIR CONDITIONING						
PP1, PD3, Eng. to Fan to Generator		----	*1558 426	----	----	----
PP1, PD3		----	----	*2128 751	----	----
PP1, PD3, Eng. to Compressor		----	----	----	E1991 604	----
PP2, PD4, w/30 amp. and 50 amp. Generator		----	1821 643	*1854 895	1944 881	2120 058
PP2, PD4, w/35 amp. Generator		----	1821 643	*1854 895	1944 881	1946 922
PP2, PD4, w/40 amp. Generator		----	1821 643	*1854 895	1944 881	2120 045
PP2, PD4, High Performance, PD1, PD2, PS1, PS3, PC1, PC2, PC3, PC3-300, w/30 amp., 35 amp., and 50 amp. Generator	1947 022	1558 058	1827 431	----	----	----
PP2, PD4, High Performance, PD1, PD2, PS1, PS3, PC1, PC2, PC3, PC3-300, w/40 amp. Generator	1947 025	1558 058	1827 431	----	----	----
PY1, w/Alternator	2129 284	1558 058	1678 280	----	----	----
w/Model E Air Conditioning, PP2, PD4	----	1401 633	*1854 895	1947 132	1946 921	1946 921
PP2, PD4, High Performance, PD1, PD2, PS1, PS3	----	1327 471	1827 431	1944 881	1946 921	1946 921
PC1, PC2, PC3, PY1	----	1327 471	1827 431	1947 132	1946 921	1946 921

CODE	PART NAME AND DESCRIPTION	NO. OF CYL.	PLYMOUTH	DODGE	DESOTO	CHRYSLER AND IMPERIAL	PER CAR	PART NUMBER
7-04-O FAN BELT IDLER PULLEY								
7-04-1	PULLEY	8	60	60	60	60	1	2240 397
7-04-5	BRACKET, PP2, PD4	8	60	60	-	-	1	1859 571
	PP2, PD4, High Performance, PD1, PD2, PS1, PS3, PC1, PC2, PC3, PC3-300, PY1	8	60	60	60	60	1	1851 401
7-04-10	SPACER, Idler Pulley Bracket, w/Air Conditioning, PP2, PD4, High Performance, PD1, PD2, PS1, PS3, PC1, PC2, PC3, PC3-300, PY1	8	60	60	60	60	1	1947 756
7-04-16	SPACER, Idler Pulley Bearing, w/Air Conditioning, PP2, PD4	8	60	60	-	-	1	2120 520
7-05-O FAN PULLEY HUB								
7-05-1	HUB	6-8	60	60	60	60	1	1634 288
7-06-O FAN DRIVE AND DRIVEN PULLEYS								
7-06-1	PULLEY, Fan Drive, w/Power Steering, PP1, PD3	6	60	60	-	-	1	2128 570
	w/Air Conditioning, PP1, PD3	6	60	60	-	-	1	E1993 688
	w/Std. Trans., w/o Power Steering, PP2, PD4	8	60	60	-	-	1	1821 411
	w/Std. Trans., w/Power Steering, PP2, PD4	8	60	60	-	-	1	1855 152
	w/PowerFlite and Auto. 3 Speed Trans., w/o Power Steering, PP2, PD4	8	60	60	-	-	1	1859 671
	w/PowerFlite and Auto. 3 Speed Trans., w/Power Steering, PP2, PD4	8	60	60	-	-	1	1859 680
	w/Air Conditioning, PP2, PD4	8	60	60	-	-	1	1859 580
	w/o Power Steering, PP2, PD4, High Performance, PD1, PD2, PS1, PS3, PC1, PC2, PC3	8	60	60	60	60	1	1821 449
	w/Power Steering, PP2, PD4, High Performance, PD1, PD2, PS1, PS3, PC1, PC2, PC3, PC3-300, PY1	8	60	60	60	60	1	*1826 053
	w/Air Conditioning, PP2, PD4, High Performance, PD1, PD2	8	60	60	60	-	1	1859 252
	w/Air Conditioning	8	-	-	-	60	1	2128 545
	w/Model E Air Conditioning	8	-	-	-	60	1	1859 252
7-06-3	HUB, Fan Drive Pulley, w/Air Conditioning, PP2, PD4	8	60	60	-	-	1	1733 805

★ Indicates use as required. Numerals in parentheses () refer to notes. Printed in U.S.A.
 E Indicates parts not listed in any previous parts book. Prices and specifications subject to change without notice.
 Dec. 9, 1960 Supersedes April 20, 1960. Page 7-8 * Indicates change or addition.

CODE	PART NAME AND DESCRIPTION	NO. OF CYL.	PLYMOUTH	DODGE	DESOTO	CHRYSLER AND IMPERIAL	PER CAR	PART NUMBER
7-06-0 FAN DRIVE AND DRIVEN PULLEYS - Cont'd								
7-06-14	PULLEY, Fan Driven	6	60	60	-	-	1	1947 721
	PP2, PD4	8	60	60	-	-	1	1852 582
	w/o Air Conditioning, PP2, PD4, High Performance, PD1, PD2	8	60	60	60	60	1	1821 452
	w/Air Conditioning, PP2, PD4, High Performance, PD1, PD2	8	60	60	60	60	1	2121 016
	w/Model E Air Conditioning, PP2, PD4, High Performance, PD1, PD2, PS1, PS3, PC1, PC2, PC3, PY1	8	60	60	60	60	1	1981 854

7-07-0 FAN FLUID DRIVE UNIT

7-07-1	UNIT, Fan Drive, w/Air Conditioning, PP2, PD4, High Performance, PD1, PD2, PS1, PS3, PC1	8	60	60	60	60	1	2121 724
	PC2, PC3, PY1	8	-	-	-	60	1	*2203 024
	w/o Air Conditioning, PC3-300	8	-	-	-	60	1	2121 724

7-08-0 RADIATOR FAN SHROUD

7-08-2	SHROUD, Upper, w/Air Conditioning, PC1 . .	8	60	60	60	60	1	1902 720
	Lower, w/Air Conditioning, PC1	8	60	60	60	60	1	1903 600
	Upper, w/Air Conditioning, PC2, PC3, PY1 . .	8	-	-	-	60	1	1686 412
	Lower, w/Air Conditioning, PC2, PC3, PY1 . .	8	-	-	-	60	1	1686 414
7-08-7	BUMPER, w/Air Conditioning, PC2, PC3, PY1 .	8	-	-	-	60	4	1624 506
7-08-13	BRACKET, w/Air Conditioning, Right, PC2, PC3, PY1	8	-	-	-	60	1	1686 451
	Left, PC2, PC3, PY1	8	-	-	-	60	1	1686 453
7-08-16	NUT, Fan Shroud Bracket, w/Air Conditioning, PC2, PC3, PY1	8	-	-	-	60	4	6010 006

7-11-0 RADIATOR CORE

Model	Standard	High Altitude	Air Conditioning
PP1 w/Std. Trans.	1903 334	1903 338	----
PD3 w/Std. Trans.	1903 336	1903 326	----
PP1, w/Auto. Trans.	1903 335	----	----
PD3, w/Auto. Trans.	1903 337	----	----
PP2, PD4	1903 326	1903 324	1903 324
PP2 High Performance, PD1, PD1-D500, PD2, PD2-D500, PD4-D500, PD4 High Performance, PS1, PS1 High Performance, PS3, PC1	1903 369	1903 370	1903 371
PC2, PC3, PC3-300, PY1	1903 356	1903 357	1903 358

CODE	PART NAME AND DESCRIPTION	NO. OF CYL.	PLYMOUTH	DODGE	DESOTO	CHRYSLER AND IMPERIAL	PER CAR	PART NUMBER
------	---------------------------	-------------	----------	-------	--------	-----------------------	---------	-------------

7-11-4	SCREW, Radiator Core to Yoke, PC1, PC2, PC3	6-8	60	60	60	60	4	6022 032
--------	---	-----	----	----	----	----	---	----------

7-12-0 RADIATOR FILLER CAP

7-12-1	CAP	6-8	60	60	60	60	1	*1686 107
--------	---------------	-----	----	----	----	----	---	-----------

7-13-0 RADIATOR DRAIN COCK

7-13-2	DRAIN COCK, PC1	6-8	60	60	60	60	1	1686 198
--------	---------------------------	-----	----	----	----	----	---	----------

★ Indicates use as required.

Numerals in parentheses () refer to notes.

Printed in U.S.A.

☐ Indicates parts not listed in any previous parts book.

Prices and specifications subject to change without notice.

* Indicates change or addition.

1960 PASSENGER CAR PARTS CATALOG

COOLING

CODE	PART NAME AND DESCRIPTION	NO. OF CYL.	PLYMOUTH	DODGE	DESOTO	CHRYSLER AND IMPERIAL	PER CAR	PART NUMBER
7-14-0 RADIATOR HOSE								
7-14-4	HOSE, Radiator Inlet w/o Power Steering PP1, PD3	6	60	60	-	-	1	*1881 804
	w/Power Steering PP1, PD3	6	60	60	-	-	1	1881 812
	w/o Air Conditioning PP1, w/Eng. Stamped 225, PP2, PD1, PS1, w/Eng. Stamped 361, PD2, PC1, PC2, w/Eng. Stamped 383, PC3, PY1, w/Eng. Stamped 413	8	60	60	60	60	1	1881 804
	w/Air Conditioning PP2, PS1, w/Eng. Stamped 361, PD2, PS1, PS3, PC1, PC2, w/Eng. Stamped 383, PC1, PY1, w/Eng. Stamped 413	8	60	60	60	60	1	1881 806
	w/o Air Conditioning PP2, w/Eng. Stamped 318	8	60	60	-	-	1	1881 805
7-14-5	HOSE, Radiator Outlet, w/o Power Steering, PP2, PD4, w/Eng. Stamped 318	6-8	60	60	-	-	1	1881 805
	w/o Air Conditioning PP2, PD1, PS1, w/Eng. Stamped 361, PC1 w/Eng. Stamped 383	8	60	60	60	60	1	2120 214
	w/o Air Conditioning PD2, PC2, w/Eng. Stamped 383, PC3, PY1, w/Eng. Stamped 413	8	-	60	-	60	1	1881 809
	w/Air Conditioning PP2, PD1, PS1, w/Eng. Stamped 361, PC1, w/Eng. Stamped 383	8	60	60	60	60	1	2120 214
	w/Air Conditioning PD2, PC2, w/Eng. Stamped 383, PC3, PY1, w/Eng. Stamped 413	8	-	60	-	60	1	1881 809
	w/and w/o Power Steering, PP1, PD3, w/Eng. Stamped 225	6	60	60	-	-	1	1881 805
7-14-9	HOSE, Water Pump By-Pass	6	60	60	-	-	1	1315 466
	PP2, PD4	8	60	60	-	-	1	1730 366
7-14-10	CLAMP PACKAGE, Radiator Hose, Small	6-8	60	60	60	60	★	1450 499
	Large	6-8	60	60	60	60	★	1450 500
7-16-0 RADIATOR GRILLE								
7-16-11	GRILLE	6-8	60	-	-	-	1	1863 822
	Right, Outer, PD3, PD4	6-8	-	60	-	-	1	1903 638
	Left, Outer, PD3, PD4	6-8	-	60	-	-	1	1903 639
	Center, PD3, PD4	6-8	-	60	-	-	1	1903 640
	Right, Center No. 1, PD1, PD2	8	-	60	-	-	1	1903 550
	Left, Center No. 1, PD1, PD2	8	-	60	-	-	1	1903 551
	Right, Intermediate No. 2, PD1, PD2	8	-	60	-	-	1	1903 552
	Left, Intermediate No. 2, PD1, PD2	8	-	60	-	-	1	1903 553
	Right, Intermediate No. 3, PD1, PD2	8	-	60	-	-	1	1903 554
	Left, Intermediate No. 3, PD1, PD2	8	-	60	-	-	1	1903 555
	Right, Outer, PD1, PD2	8	-	60	-	-	1	1903 556
	Left, Outer, PD1, PD2	8	-	60	-	-	1	1903 557
	Grille, PS1, PS3	8	-	-	60	-	1	1903 702
	PC1, PC2	8	-	-	-	60	1	1863 787
	PC3	8	-	-	-	60	1	1863 783
	PC3-300	8	-	-	-	60	1	1903 237
	Right, Outer, PY1	8	-	-	-	60	1	1863 002
	Left, Outer, PY1	8	-	-	-	60	1	1863 003
	Center, PY1	8	-	-	-	60	1	1863 024
7-16-12	SCREW, w/WASHER	6-8	-	60	-	-	★	1903 976
7-16-14	RETAINER, Outer, PC1, PC2	8	-	-	-	60	2	1903 241
	Intermediate, PC1, PC2	8	-	-	-	60	2	1903 242
	Inner, PC1, PC2	8	-	-	-	60	2	1903 243
7-16-22	BRACE, Grill to Yoke, Right PD3, PD4	6-8	-	60	-	-	1	1903 656
	Grille to Yoke, Left PD3, PD4	6-8	-	60	-	-	1	1903 657
	Grille to Yoke, PD1, PD2	8	-	60	-	-	2	1903 634
	Grille, Intermediate	8	-	-	60	-	4	1903 735
	Grille, Outer	8	-	-	60	-	2	1903 740

★ Indicates use as required.

Numerals in parentheses () refer to notes.

Printed in U.S.A.

Ⓛ Indicates parts not listed in any previous parts book.

Prices and specifications subject to change without notice.

Dec. 9, 1960 Supersedes April 20, 1960.

Page 7-10

* Indicates change or addition.

CODE	PART NAME AND DESCRIPTION	NO. OF CYL.	PLYMOUTH	DODGE	DESOTO	CHRYSLER AND IMPERIAL	PER CAR	PART NUMBER
7-16-0 RADIATOR GRILLE - Cont'd								
7-16-25	BRACKET, Lower Quarter Panel to Fender Shield, Right, PD1, PD2	8	-	60	-	-	1	1903 122
	Left, PD1, PD2	8	-	60	-	-	1	1903 123
	Lower Center Panel to Fender Shield, Right	6-8	-	60	-	-	1	1903 290
	Left	6-8	-	60	-	-	1	1903 291
	Lower Center Panel, Right, PD1, PD2	8	-	60	-	-	1	⊠1904 784
	Left, PD1, PD2	8	-	60	-	-	1	⊠1904 785
	Right, PD3, PD4	8	-	60	-	-	1	⊠1904 782
	Left, PD3, PD4	8	-	60	-	-	1	⊠1904 783
	Grille to Lower Moulding	8	-	-	60	-	1	1903 891
	Grille Frame to Dust Shield, PC1, PC2, PC3	8	-	-	-	60	3	1903 222
	Grille to Frame, Inner, PC3	8	-	-	-	60	2	⊠1904 684
	Grille to Frame, Outer, PC3	8	-	-	-	60	2	⊠1904 686
	Grille to Dust Shield, Center, PY1	8	-	-	-	60	1	1863 016
	Intermediate, PY1	8	-	-	-	60	2	1863 020
	Outer, PY1	8	-	-	-	60	2	1863 058
7-16-27	SUPPORT, Radiator Grille to Frame, Right, PC3-300	8	-	-	-	60	1	⊠1904 748
	Left, PC3-300	8	-	-	-	60	1	⊠1904 749
7-16-29	SUPPORT, Center Grille Right, PD1, PD2	8	-	60	-	-	1	1903 112
	Left, PD1, PD2	8	-	60	-	-	1	1903 113
	Right, PD3, PD4	6-8	-	60	-	-	1	1903 660
	Left, PD3, PD4	6-8	-	60	-	-	1	1903 661
7-16-36	PACKAGE, Moulding, PD3, PD4	6-8	-	60	-	-	2	*2196 457
	Right, Upper, PD1, PD2	8	-	60	-	-	1	2196 450
	Left, Upper, PD1, PD2	8	-	60	-	-	1	2196 451
	Lower, Center, PD1, PD2	8	-	60	-	-	1	2196 456
	Right, Lower, Outer, PD1, PD2	8	-	60	-	-	1	2196 454
	Left, Lower, Outer, PD1, PD2	8	-	60	-	-	1	2196 455
	Right, Upper	8	-	-	60	-	1	2196 521
	Left, Upper	8	-	-	60	-	1	2196 522
	Right, Intermediate	8	-	-	60	-	1	2196 546
	Left, Intermediate	8	-	-	60	-	1	2196 547
	Right, Lower	8	-	-	60	-	1	2196 544
	Left, Lower	8	-	-	60	-	1	2196 545
	Frame, Grille, PC1, PC2	8	-	-	-	60	1	1863 789
	PC3	8	-	-	-	60 (1)	1	*1863 785
	PC3-300	8	-	-	-	60	1	1903 235
7-16-37	CLIP, Moulding, PD3, PD4	6-8	-	60	-	-	6	6010 222
	PD1, PD2	8	-	60	-	-	4	6010 229
7-16-47	BAR, Cross, Right, PD1, PD2	8	-	60	-	-	1	1903 787
	Left, PD1, PD2	8	-	60	-	-	1	1903 895
	Bar, Cross, PC1, PC2, PC3	8	-	-	60	60	1	1863 780
	Bar, Grille, Vertical, Center	8	-	-	60	-	1	2196 523
	Right, Intermediate	8	-	-	60	-	1	1903 704
	Left, Intermediate	8	-	-	60	-	1	1903 705
	Right, Outer	8	-	-	60	-	1	1903 706
	Left, Outer	8	-	-	60	-	1	1903 707
	Right, Horizontal, PC3-300	8	-	-	-	60	1	2196 570
	Left, Horizontal, PC3-300	8	-	-	-	60	1	2196 571
	Center, PC3-300	8	-	-	-	60	1	2196 569
	NUT, Clinch, PD1, PD2	8	-	60	-	-	★	327 072
7-16-54	WASHER, Grille Frame to Grille Bar Cup, PC3-300	8	-	-	-	60	2	⊠6022 066
7-16-58	RETAINER, Vertical Bar	8	-	-	60	-	10	⊠6000 869
7-16-61	PACKAGE, Name Letter, "D"	8	-	-	60	-	1	2196 516
	"E"	8	-	-	60	-	1	2196 517
	"S"	8	-	-	60	-	1	2196 518
	"O"	8	-	-	60	-	2	2196 519
	"T"	8	-	-	60	-	1	2196 520
	PLATE, Name, PY1	8	-	-	-	60	1	⊠2196 742

NOTE 1: PC3 UP TO Serial No. 8303-102319 also specify 2 each of 1904 684 and 1904 686 Bracket.

★ Indicates use as required.

Numerals in parentheses () refer to notes.

Printed in U.S.A.

⊠ Indicates parts not listed in any previous parts book.

Prices and specifications subject to change without notice.

* Indicates change or addition.

1960 PASSENGER CAR PARTS CATALOG

CODE	PART NAME AND DESCRIPTION	NO. OF CYL.	PLYMOUTH	DODGE	DESOTO	CHRYSLER AND IMPERIAL	PER CAR	PART NUMBER
7-16-0 RADIATOR GRILLE - Cont'd								
7-16-62	CLIP, Name Plate, PY1	8	-	-	-	60	4	6010 203
	NUT, Medallion or Ornament Attaching, PC1, PC2, PC3	8	-	-	-	60	★	6013 007
7-16-63	PANEL, Upper	6-8	-	60	-	-	1	1903 394
	Center, Lower, PD1, PD2	8	-	60	-	-	1	1903 540
	Right, Lower, PD1, PD2	8	-	60	-	-	1	1903 646
	Left, Lower, PD1, PD2	8	-	60	-	-	1	1903 647
7-16-79	WASHER, Ornament, PC1, PC2, PC3	8	-	-	-	60	4	1903 064
7-16-84	BASE, Name Plate, PY1	8	-	-	-	60	1	1903 261
7-17-0 RADIATOR MEDALLION								
7-17-1	MEDALLION PACKAGE	6-8	60	-	-	-	1	2196 149
	Medallion, PD1, PD2	8	-	60	-	-	1	1903 536
	Ornament, Medallion, PD1, PD2	8	-	60	-	-	1	2196 453
	Medallion, w/BASE, PC1, PC2, PC3	8	-	-	-	60	1	2196 573
	Ornament, Medallion, PC1, PC2, PC3	8	-	-	-	60	1	2196 572
7-17-2	PACKAGE, Medallion Base	6-8	60	-	-	-	1	1903 538
	PD1, PD2	8	-	60	-	-	1	2196 452
7-17-11	NUT, Medallion to Base, PD1, PD2	8	-	60	-	-	3	6010 226
	PC1, PC2, PC3	8	-	-	-	60	2	6006 425
	Ornament, PC1, PC2, PC3	8	-	-	-	60	4	6000 252
7-26-0 RADIATOR YOKE								
7-26-2	YOKE	6-8	60	-	-	-	1	1863 847
	PC1	6-8	-	60	60	60	1	1903 281
	PC2, PC3, PY1	8	-	-	-	60	1	1863 774
7-26-3	BRACE, to Dust Shield Right	6-8	60	-	-	-	1	1902 964
	Left	6-8	60	-	-	-	1	1902 965
7-26-5	STUD, To Frame	6-8	60	-	60	60	★	1863 760
	SCREW, to Frame	6-8	-	60	-	-	2	1863 815
	To Side Shield, Lower	6-8	60	60	60	60	2	1902 716
7-26-8	WASHER, Radiator Yoke to Frame	6-8	60	60	60	60	2	1239 880
7-26-9	SEAL, Air Shield to Hood PC2, PC3, PY1	8	-	-	-	60	★	1242 974
7-26-15	SHIELD, Radiator Air	6-8	60	-	-	-	1	1902 958
	Yoke to Core, w/Air Conditioning PP2, PD4	8	60	60	-	-	1	1903 941
	PC2, PC3, PY1	8	-	-	-	60	1	1903 457
	w/SEAL, PC2, PC3	8	-	-	-	60	1	1863 062
	PY1	8	-	-	-	60	1	1903 676
7-26-17	CLIP, Air Shield, PC2, PC3, PY1	8	-	-	-	60	★	6010 060
7-26-18	SHIM to Frame, Thin	6-8	60	60	60	60	★	1902 763
7-26-24	BRACE, Air Shield Center	6-8	60	-	-	-	1	1902 862
7-31-0 RADIATOR SHIELD								
7-31-7	NUT, Clinch	6-8	60	60	-	-	★	327 072
7-31-10	SHIELD, Dust	6-8	60	-	-	-	1	1863 881
		6-8	-	60	-	-	1	1863 937
		8	-	-	60	-	1	1903 857
	PC1	8	-	-	-	60	1	1903 409
	PC2, PC3	8	-	-	-	60	1	1903 406
	PY1	8	-	-	-	60	1	1863 553
7-31-15	SCREW, Dust Shield to Frame Bracket	6-8	-	60	-	-	4	6022 085
7-31-23	BRACKET, Dust Shield to Frame	6-8	-	60	-	-	2	1902 799
	Dust Shield to Lock Support	8	-	-	60	-	1	1903 733
7-31-45	SHIM, Side Shield to Yoke	6-8	60	60	60	60	★	1903 036
7-33-0 RADIATOR UPPER CROSS BAR								
7-33-1	BAR, Radiator Cross	6-8	60	-	-	-	1	1863 275
	PC1, PC2, PC3	8	-	-	60	60	1	*1863 780
7-33-4	SUPPORT, Cross Bar to Air Shield	6-8	60	-	-	-	1	1902 970

★ Indicates use as required.

Numerals in parentheses () refer to notes.

Printed in U.S.A.

☐ Indicates parts not listed in any previous parts book.

Prices and specifications subject to change without notice.

Dec. 9, 1960 Supersedes April 20, 1960.

* Indicates change or addition.

CODE	PART NAME AND DESCRIPTION	NO. OF CYL.	PLYMOUTH	DODGE	DESOTO	CHRYSLER AND IMPERIAL	PER CAR	PART NUMBER
7-35-0 RADIATOR STONE DEFLECTOR								
7-35-2	DEFLECTOR	6-8	60	-	-	-	1	1863 884
7-35-12	SCREW, to Fender Extension	6-8	60	-	-	-	4	E6022 032
7-35-20	PACKAGE, Radiator Stone Deflector Moulding	6-8	60	-	-	-	1	2196 251
7-35-21	CLIP, Stone Deflector Moulding	6-8	60	-	-	-	8	*6010 228
7-41-0 THERMOSTAT								
7-41-4	THERMOSTAT, 180° F.	6	60	60	-	-	1	2129 205
	160° F.	6	60	60	-	-	1	2129 206
	160° F.	8	60	60	60	60	1	1734 957
	180° F.	8	60	60	60	60	1	1674 602
7-42-0 WATER PUMP								
7-42-1	PACKAGE, Water Pump, PP1, PD3	6	60	60	-	-	1	2196 910
	PP1, PD3, Taxi	6	60	60	-	-	1	2084 409
	PP2, PD4	8	60	60	-	-	1	1752 422
	w/o Air Conditioning, PP2, PD4, High Performance, PD1, PD2	8	60	60	60	60	1	1879 526
	w/Air Conditioning, PP2, PD4, High Performance, PD1, PD2	3	60	60	60	60	1	1879 536
7-42-4	PACKAGE, Water Pump Repair, PP2, PD4	8	60	60	-	-	1	1752 435
	w/o Air Conditioning, PP2, PD4, High Performance, PD1, PD2	8	60	60	60	60	1	1843 447
	w/Air Conditioning, PP2, PD4, High Performance, PD1, PD2	8	60	60	60	60	1	1752 622
7-43-0 WATER PUMP BODY OR HOUSING								
7-43-1	HOUSING, w/o Air Conditioning, PP2, PD4, High Performance, PD1, PD2	8	60	60	60	60	1	1944 916
	w/Air Conditioning, PP2, PD4, High Performance, PD1, PD2	8	60	60	60	60	1	1859 634
7-43-5	SCREW, Water Pump, Short, PP2, PD4	8	60	60	-	-	3	1672 556
	Medium, PP2, PD4	8	60	60	-	-	2	* 446 641
	Long, PP2, PD4	8	60	60	-	-	1	* 272 429
7-44-0 WATER PUMP GASKET								
7-44-3	GASKET, Water Pump Body	6	60	60	-	-	1	1947 521
	PP2, PD4	8	60	60	-	-	1	1676 031
	PP2, PD4, High Performance, PD1, PD2	8	60	60	60	60	1	1737 705
7-44-4	GASKET, Intermediate Plate	6	60	60	-	-	1	1947 523
	To Cylinder Block, PP2, PD4, High Performance, PD1, PD2	8	60	60	60	60	2	1737 761
7-45-0 WATER PUMP SHAFT AND IMPELLER								
7-45-2	SHAFT, w/BEARING	8	60	60	60	60	1	1634 817
7-45-31	IMPELLER, PP1, PD3	6	60	60	-	-	1	2129 160
	PP1, PD3, Taxi	6	60	60	-	-	1	1947 707
	PP2, PD4	8	60	60	-	-	1	1635 783
	w/o Air Conditioning, PP2, PD4, High Performance, PD1, PD2	8	60	60	60	60	1	1637 724
	w/Air Conditioning, PP2, PD4, High Performance, PD1, PD2	8	60	60	60	60	1	1859 151
7-46-0 WATER PUMP SEAL								
7-46-1	SEAL	6	60	60	-	-	1	2120 955
		8	60	60	60	60	1	1243 631
7-46-10	WASHER, Seal Retaining	6-8	60	60	60	60	1	1674 679

★ Indicates use as required.

☐ Indicates parts not listed in any previous parts book.

* Indicates change or addition.

Numerals in parentheses () refer to notes.

Printed in U.S.A.

Prices and specifications subject to change without notice.

