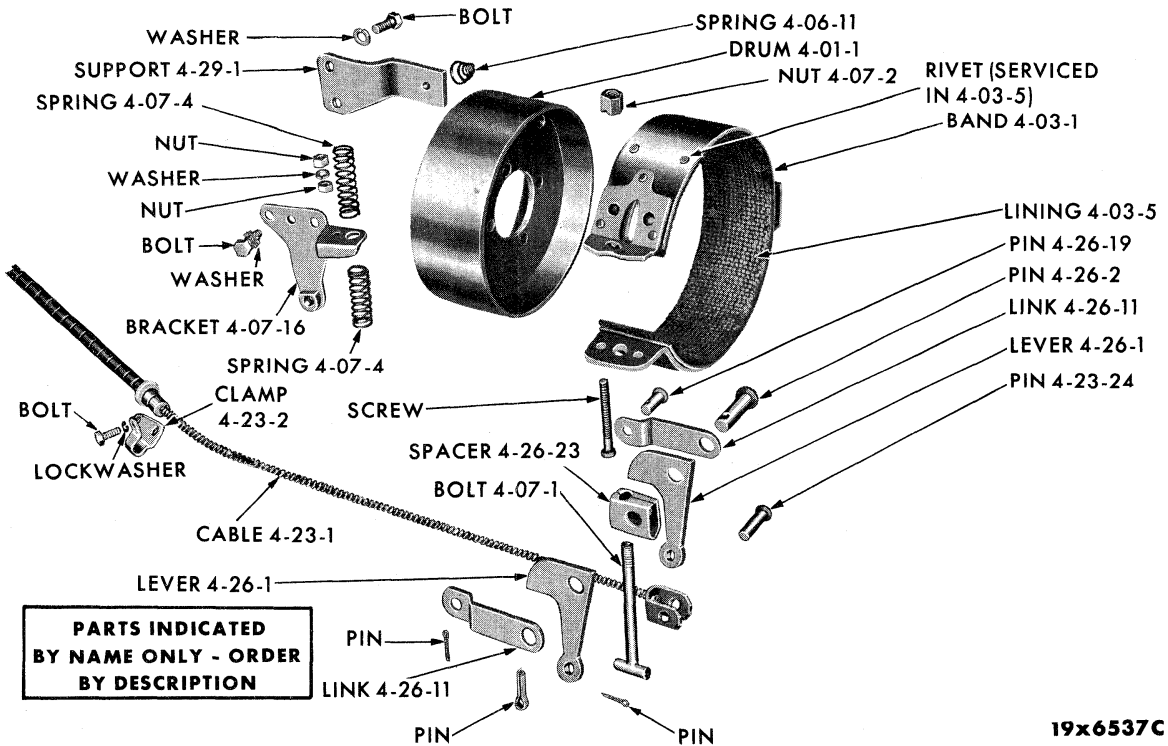
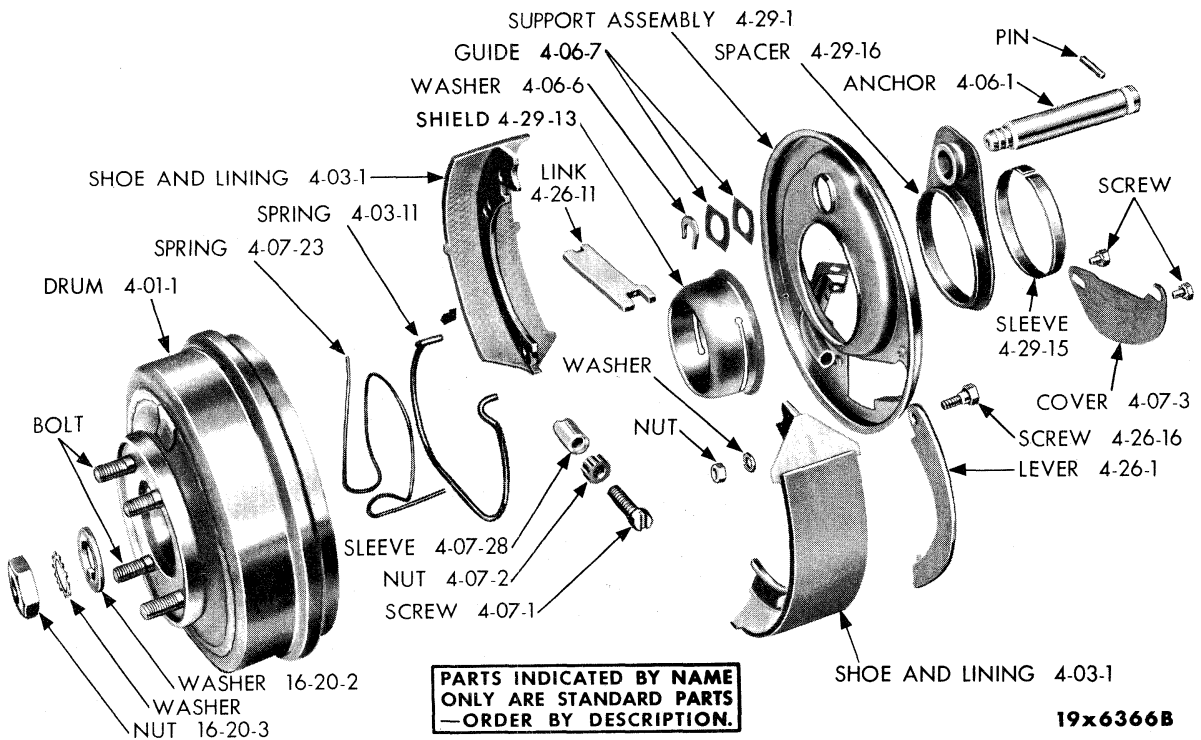


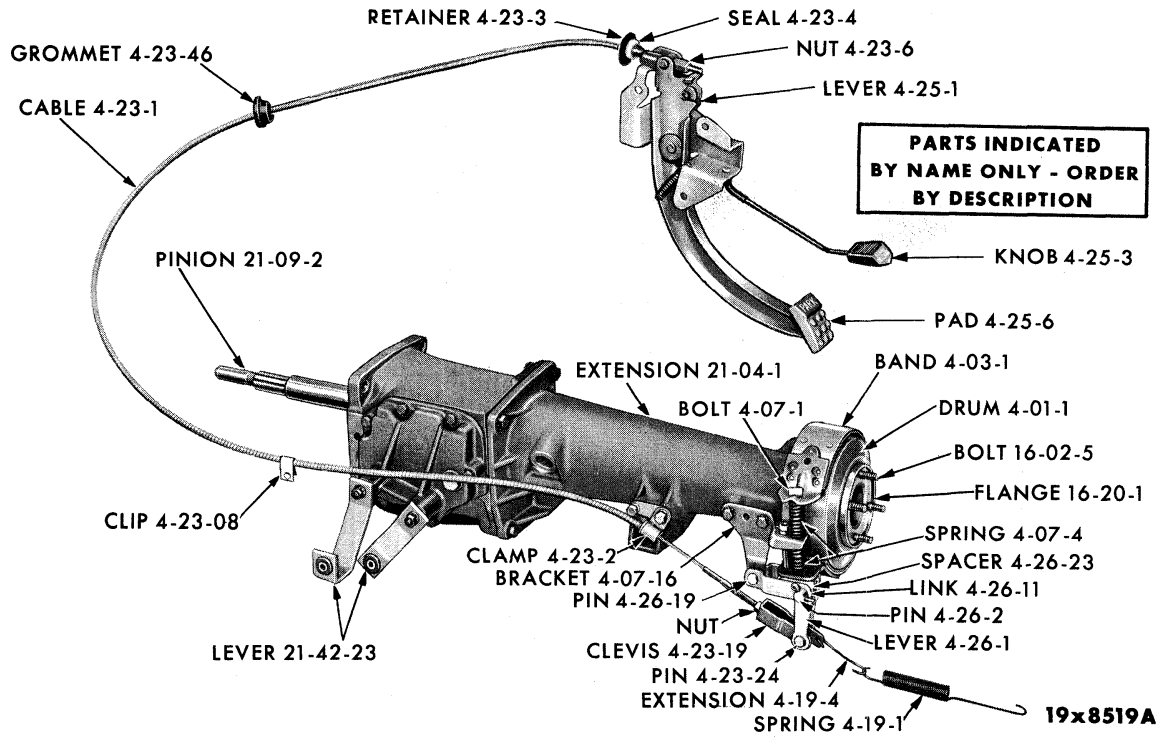
GROUP 4 - BRAKE-PARKING



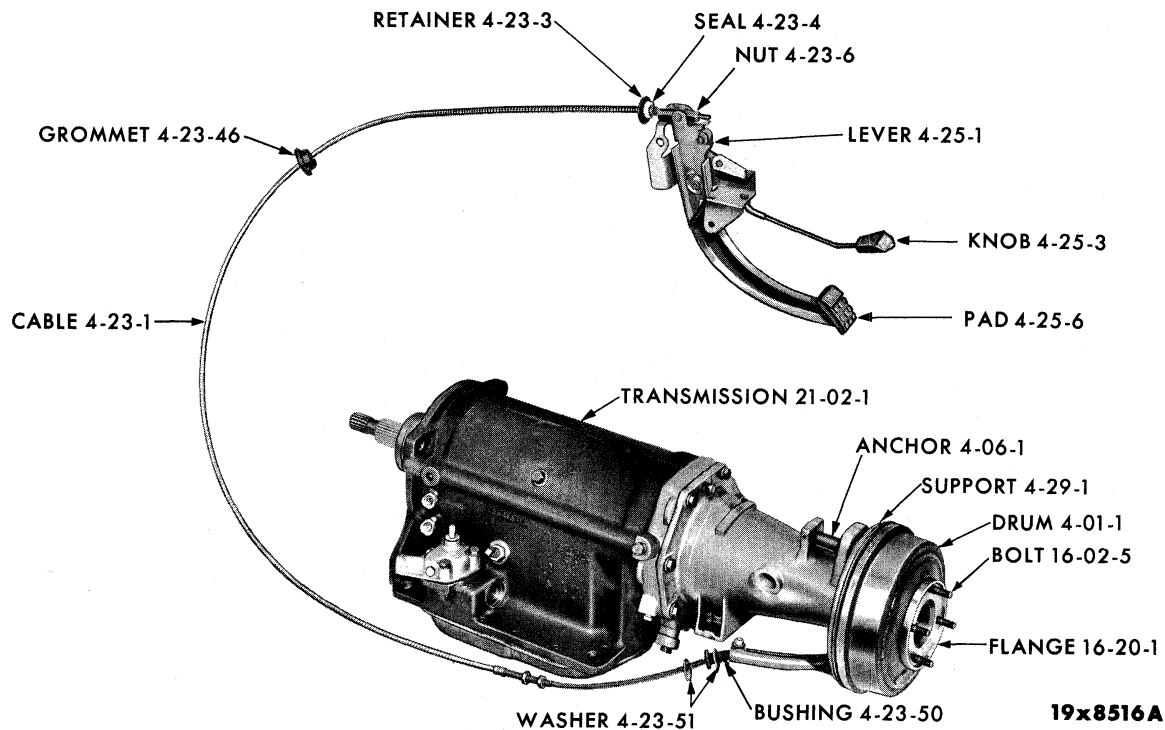
PARKING BRAKE - EXTERNAL TYPE



PARKING BRAKE - INTERNAL TYPE



PARKING BRAKE - WITH STANDARD TRANSMISSION



PARKING BRAKE - WITH AUTOMATIC TRANSMISSION

CODE	PART NAME AND DESCRIPTION	NO. OF CYL.	PLYMOUTH	DODGE	DESOTO	CHRYSLER AND IMPERIAL	PER CAR	PART NUMBER
<b>GROUP 4 - BRAKE-PARKING</b>								
<b>4-01-0 PARKING BRAKE DRUM</b>								
4-01-1	DRUM, w/Auto. 3 Speed Trans., PP1, PD3 . . .	6	60	60	-	-	1	E1949 671
	w/o Damper, w/Std. Trans., PD1, PD3, PD4 . . .	6-8	60	60	-	-	1	1946 466
	w/DAMPER, w/Std. Trans., PD1, PD4, PS1 . . .	6-8	60	60	60	-	1	*1850 163
	w/o Damper, w/Std. Trans., PD1, PS1 . . . . .	8	-	60	60	-	1	*1326 789
	w/PowerFlite, PD3, PD4 . . . . .	6-8	60	60	-	-	1	1857 034
	w/Std. Trans., PP2 High Performance, PD2 . . .	8	60	60	-	-	1	1944 242
	w/PowerFlite, PD1, PD2, PS1 . . . . .	8	-	60	60	-	1	1944 242
	w/Auto. 3 Speed Trans. . . . .	8	60	60	60	60	1	1857 032
<b>4-03-0 PARKING BRAKE BAND</b>								
4-03-1	BAND, w/LINING, w/Std. Trans., PD1, PD3, PD4, PS1 . . . . .	6-8	60	60	60	-	1	863 146
4-03-5	LINING PACKAGE, Brake Band, w/RIVETS, w/Std. Trans., PD1, PD3, PD4, PS1 . . . . .	6-8	60	60	60	-	1	1843 179
4-03-6	PACKAGE, Shoe and Lining, w/Std. Trans., PP2 High Performance, PD2 . . . . .	8	60	60	-	-	1	2084 230
	w/PowerFlite and Auto. 3 Speed Trans. . . . .	6-8	60	60	60	60	1	2084 230
4-03-8	SHOE, w/PowerFlite and Auto. 3 Speed Trans. . . . .	6-8	60	60	60	60	2	E2122 214
4-03-11	SPRING, Shoe Return, w/Std. Trans., PP2 High Performance, PD2 . . . . .	8	60	60	-	-	1	1403 611
	w/PowerFlite and Auto. 3 Speed Trans. . . . .	6-8	60	60	60	60	1	1403 611
<b>4-06-0 PARKING BRAKE SHOE ANCHOR</b>								
4-06-1	ANCHOR, w/Std. Trans., PP2 High Performance, PD2 . . . . .	8	60	60	-	-	1	1488 884
	w/PowerFlite and Auto. 3 Speed Trans. . . . .	6-8	60	60	60	60	1	1488 884
4-06-3	SCREW, Anchor, w/Std. Trans., PD1, PD3, PD4, PS1 . . . . .	6-8	60	60	60	-	1	665 454
4-06-6	WASHER, w/Std. Trans., PP2 High Performance, PD2 . . . . .	8	60	60	-	-	1	600 983
	w/PowerFlite and Auto. 3 Speed Trans. . . . .	6-8	60	60	60	60	1	600 983
4-06-7	GUIDE, w/Std. Trans., PP2 High Performance, PD2 . . . . .	8	60	60	-	-	2	1403 574
	w/PowerFlite and Auto. 3 Speed Trans. . . . .	6-8	60	60	60	60	2	1403 574
4-06-11	SPRING, w/Std. Trans., PD1, PD3, PD4, PS1 . . . . .	6-8	60	60	60	-	1	855 274
<b>4-07-0 PARKING BRAKE ADJUSTER</b>								
4-07-1	BOLT, w/Std. Trans., PD1, PD3, PD4, PS1 . . . . .	6-8	60	60	60	-	1	1325 701
	SCREW, w/Std. Trans., PP2 High Performance, PD2 . . . . .	8	60	60	-	-	1	1314 478
	w/PowerFlite and Auto. 3 Speed Trans. . . . .	6-8	60	60	60	60	1	1314 478
4-07-2	NUT, Adjusting Bolt, w/Std. Trans., PD1, PD3, PD4 . . . . .	6-8	60	60	-	-	1	852 429
	Shoe Adjusting, w/Std. Trans., PP2 High Performance, PD2 . . . . .	8	60	60	-	-	1	1314 477
	w/PowerFlite and Auto. 3 Speed Trans. . . . .	6-8	60	60	60	60	1	1314 477
4-07-3	COVER, Adjusting Screw, w/Std. Trans., PP2 High Performance, PD2 . . . . .	8	60	60	-	-	1	1317 858
	w/PowerFlite and Auto. 3 Speed Trans. . . . .	6-8	60	60	60	60	1	1317 858
4-07-4	SPRING, Release, Upper, w/Std. Trans., PD1, PD3, PD4, PS1 . . . . .	6-8	60	60	60	-	1	694 773
	Lower, w/Std. Trans., PD1, PD3, PD4, PS1 . . . . .	6-8	60	60	60	-	1	388 302
4-07-16	BRACKET, w/Std. Trans., PD1, PD3, PD4, PS1 . . . . .	6-8	60	60	60	-	1	853 876
4-07-23	SPRING, Shoe Guide and Grease Shield, w/Std. Trans., PP2 High Performance, PD2 . . . . .	8	60	60	-	-	1	1530 775
	w/PowerFlite and Auto. 3 Speed Trans. . . . .	6-8	60	60	60	60	1	1530 775

★ Indicates use as required. Numerals in parentheses ( ) refer to notes. Printed in U.S.A.  
 † Indicates parts not listed in any previous parts book. Prices and specifications subject to change without notice.  
 \* Indicates change or addition. Apr. 20, 1960 Supersedes Dec. 10, 1959.

# 1960 PASSENGER CAR PARTS CATALOG

BRAKE-PARKING

CODE	PART NAME AND DESCRIPTION	NO. OF CYL.	PLYMOUTH	DODGE	DESOTO	CHRYSLER AND IMPERIAL	PER CAR	PART NUMBER
<b>4-07-0 PARKING BRAKE ADJUSTER - CONT'D</b>								
4-07-28	SLEEVE, w/Std. Trans., PP2 High Performance, PD2 . . . . .	8	60	60	-	-	1	1314 476
	w/PowerFlite and Auto. 3 Speed Trans. . . . .	6-8	60	60	60	60	1	1314 476
<b>4-23-0 PARKING BRAKE CONTROL CABLE</b>								
4-23-1	CABLE, w/Std. Trans., PD1, PD3, PD4 . . . . .	6-8	60	60	-	-	1	1946 418
	PP2 High Performance, PD2 . . . . .	8	60	60	-	-	1	1946 413
	w/PowerFlite and Auto. 3 Speed Trans., PC1, PC2, PC3 . . . . .	6-8	60	60	60	60	1	1946 413
	w/Auto Pilot, PC2, PC3 . . . . .	8	-	-	-	60	1	1946 450
	PY1 . . . . .	8	-	-	-	60	1	1829 790
4-23-2	BRACKET, Clamp, w/Std. Trans., PD1, PD3, PD4 . . . . .	6-8	60	60	-	-	1	1829 816
4-23-3	RETAINER, Cable, at Dash Panel, PC1, PC2, PC3 . . . . .	6-8	60	60	60	60	1	1946 468
4-23-4	SEAL, Cable, at Dash Panel, PC1, PC2, PC3 . . . . .	6-8	60	60	60	60	1	1946 415
4-23-6	NUT, Cable Adjusting, PC1, PC2, PC3 . . . . .	6-8	60	60	60	60	1	1946 416
4-23-24	PIN, Lower Clevis, w/Std. Trans., PD1, PD3, PD4 . . . . .	6-8	60	60	-	-	1	404 194
4-23-38	CLIP, Cable . . . . .	6-8	60	60	60	60	1	1263 079
4-23-46	GROMMET, on Dash Panel . . . . .	6-8	60	60	60	60	1	1370 460
4-23-50	BUSHING, w/Std. Trans., PP2 High Performance, PD2 . . . . .	8	60	60	-	-	1	1943 828
	w/PowerFlite and Auto. 3 Speed Trans., PC1, PC2, PC3 . . . . .	6-8	60	60	60	60	1	1943 828
	PY1 . . . . .	8	-	-	-	60	1	1406 964
4-23-51	WASHER, w/Std. Trans., PP2 High Performance, PD2 . . . . .	8	60	60	-	-	1	1943 833
	w/PowerFlite and Auto. 3 Speed Trans., PC1, PC2, PC3 . . . . .	6-8	60	60	60	60	1	1943 833
	Inner, PY1 . . . . .	8	-	-	-	60	1	1406 975
	Outer, PY1 . . . . .	8	-	-	-	60	1	1406 976
<b>4-25-0 PARKING BRAKE - FOOT OPERATED</b>								
4-25-1	LEVER, PC1, PC2, PC3 . . . . .	6-8	60	60	60	60	1	1946 400
	PY1 . . . . .	8	-	-	-	60	1	1946 422
4-25-2	BRACKET, Parking Brake Mounting, PY1 . . . . .	8	-	-	-	60	1	2080 568
4-25-3	KNOB, Release, PY1 . . . . .	8	-	-	-	60	1	1946 447
	PC1, PC2, PC3 . . . . .	6-8	60	60	60	60	1	2200 642
4-25-4	SPRING, Release, 9/16" I.D. x 1 11/32" Long, w/o Hooks, PC1, PC2, PC3 . . . . .	6-8	60	60	60	60	1	*2200 639
	3/8" I.D. x 1 11/16" Long, w/o Hooks, PC1, PC2, PC3 . . . . .	6-8	60	60	60	60	1	*2207 988
	3/8" O.D. x 2 1/2" Long, w/HOOKS, PC1, PC2, PC3 . . . . .	6-8	60	60	60	60	1	B2208 004
	Release Cam Return, PY1 . . . . .	8	-	-	-	60	1	2201 454
4-25-6	PAD, Pedal, PC1, PC2, PC3 . . . . .	6-8	60	60	60	60	1	1946 401
	PY1 . . . . .	8	-	-	-	60	1	1946 434
4-25-16	PIN, Parking Brake Release Lever Cam Pivot, PY1 . . . . .	8	-	-	-	60	1	1829 822
<b>4-26-0 PARKING BRAKE OPERATING LEVER</b>								
4-26-1	LEVER, w/Std. Trans., PD1, PD3, PD4, PS1 . . . . .	6-8	60	60	60	-	2	1737 585
	w/Std. Trans., PP2 High Performance, PD2 . . . . .	8	60	60	-	-	1	1315 879
	w/PowerFlite and Auto. 3 Speed Trans. . . . .	6-8	60	60	60	60	1	1315 879
4-26-2	PIN, Clevis, w/Std. Trans., PD1, PD3, PD4 . . . . .	6-8	60	60	-	-	1	852 454
4-26-11	LINK, w/Std. Trans., PD1, PD3, PD4 . . . . .	6-8	60	60	-	-	2	697 814
	w/Std. Trans., PP2 High Performance, PD2 . . . . .	8	60	60	-	-	1	1406 677
	w/PowerFlite and Auto. 3 Speed Trans. . . . .	6-8	60	60	60	60	1	1406 677

★ Indicates use as required.

Numerals in parentheses ( ) refer to notes.

Printed in U.S.A.

☐ Indicates parts not listed in any previous parts book.

Prices and specifications subject to change without notice.

Dec. 9, 1960 Supersedes April 20, 1960.

\* Indicates change or addition.



