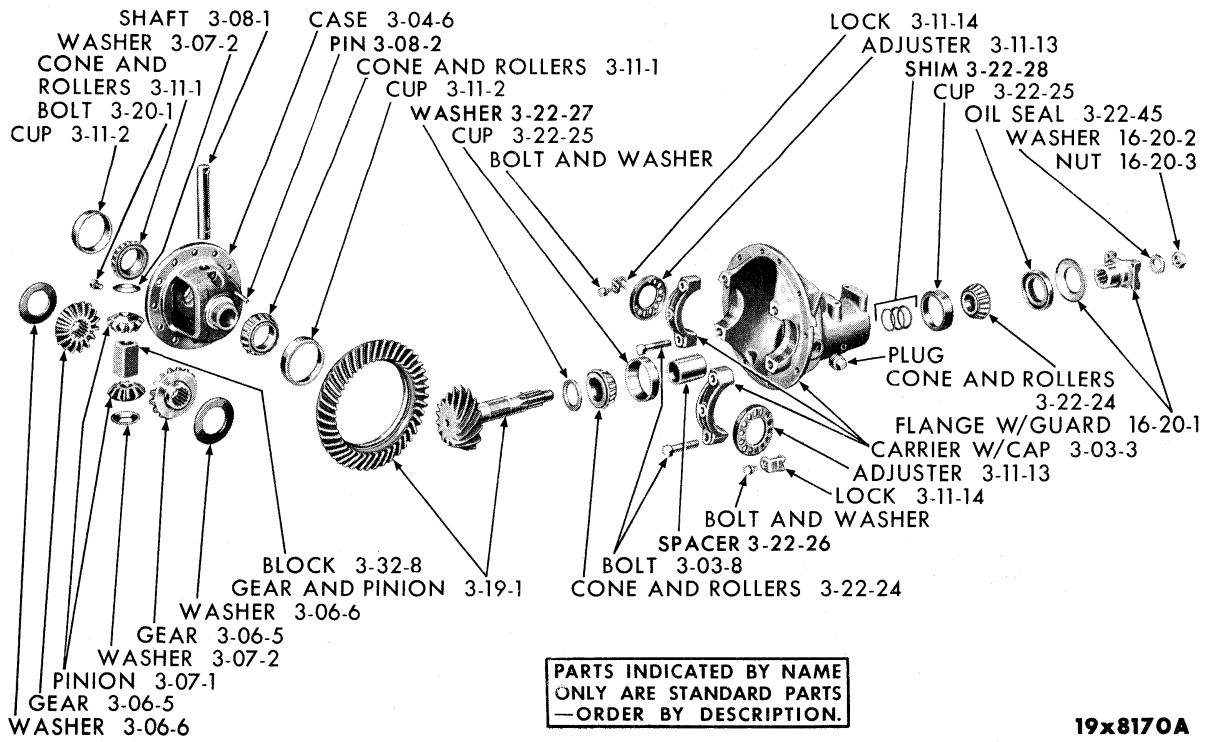
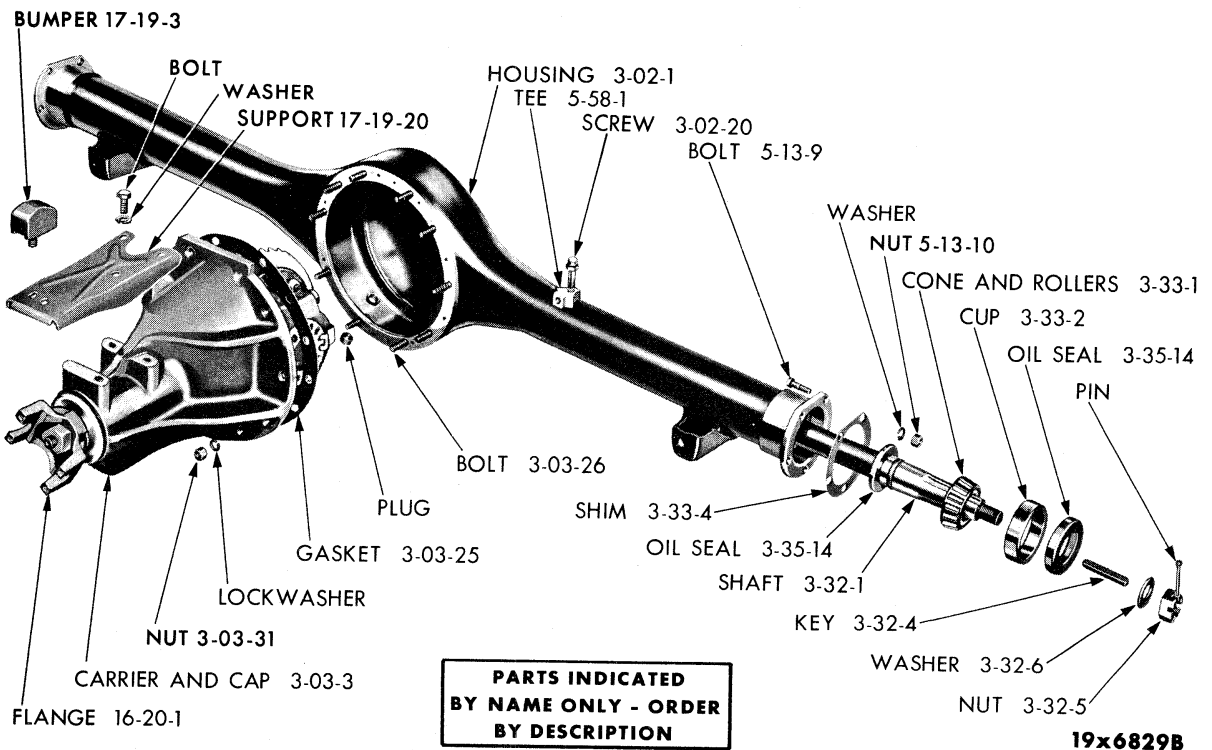


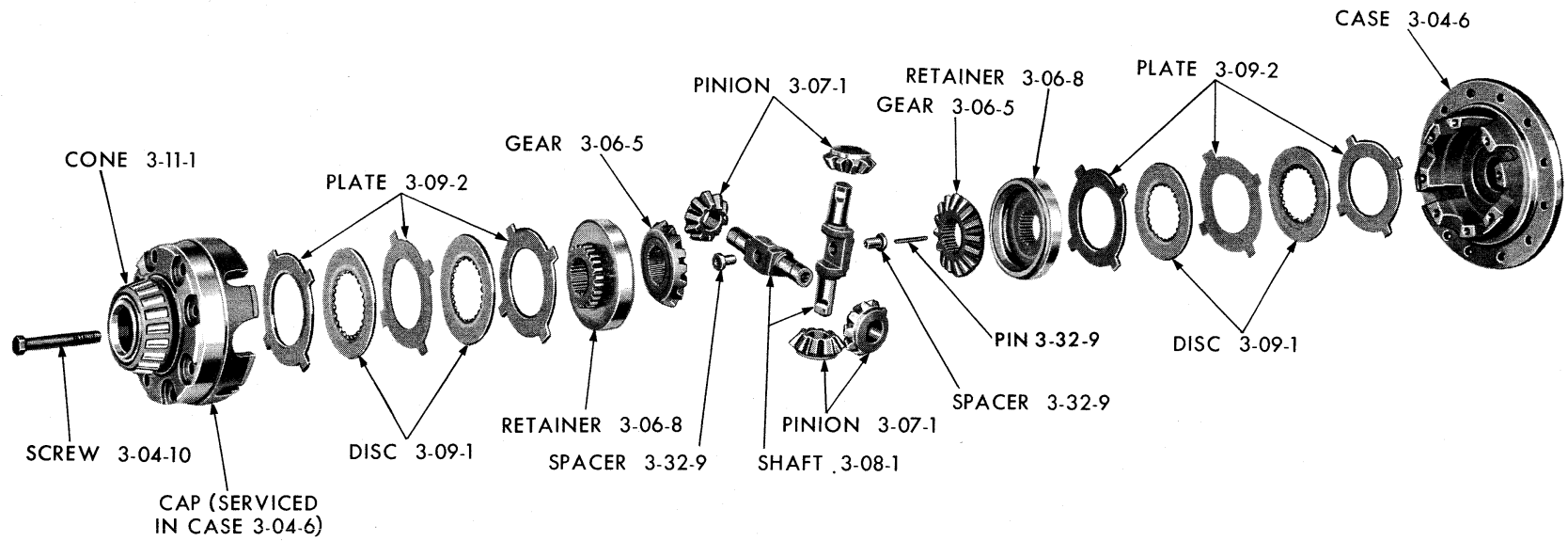
GROUP 3 - AXLE-REAR



REAR AXLE DIFFERENTIAL AND CARRIER



REAR AXLE HOUSING AND SHAFT



19x8320B

"SURE-GRIP" REAR AXLE DIFFERENTIAL

CODE	PART NAME AND DESCRIPTION	NO. OF CYL.	PLYMOUTH	DODGE	DESOTO	CHRYSLER AND IMPERIAL	PER CAR	PART NUMBER
------	---------------------------	-------------	----------	-------	--------	-----------------------	---------	-------------

GROUP 3 - AXLE-REAR

NOTE: PP1, PD3, 6 Cylinder.
Two types of rear axles have intermittently been used in production of the subject vehicles.

When specifying parts for these axles it is necessary to determine the overall diameter of the ring gear which will be 8 1/4" or 8 3/4".

The differential carrier is embossed with the number 1828 448 on cars equipped with 8 1/4" diameter ring gear and 1820 657 indicates an 8 3/4" diameter ring gear.

3-01-0 REAR AXLE CONTROL STRUT

3-01-25	STRUT, PY1	8	-	-	-	60	2	1730 160
3-01-28	BUSHING, PY1	8	-	-	-	60	4	1635 600
3-01-30	SPACER, PY1	8	-	-	-	60	★	1731 769
3-01-33	HANGER, PY1	8	-	-	-	60	2	1731 738
3-01-34	BOLT, Hanger, PY1	8	-	-	-	60	8	1731 789
3-01-35	NUT, Bolt, PY1	8	-	-	-	60	8	1736 993

3-02-0 REAR AXLE HOUSING

3-02-1	HOUSING, w/8 1/4" dia. Gear	6	60	60	-	-	1	1945 744
	w/8 3/4" dia. Gear, PC1, PC2, PC3	6-8	60	60	60	60	1	1945 745
	PY1	8	-	-	-	60	1	2070 231
3-02-20	SCREW, Vent	6-8	60	60	60	60	1	925 525

3-03-0 REAR AXLE DIFFERENTIAL AND CARRIER

3-03-1	DIFFERENTIAL, w/CARRIER, 3.73 to 1 ratio, w/8 1/4" dia. Gear	6	60	60	-	-	1	*1828 699
	3.31 to 1 ratio, w/8 1/4" dia. Gear	6	60	60	-	-	1	B2070 262
	3.54 to 1 ratio, w/8 1/4" dia. Gear	6	60	60	-	-	1	*2070 249
	3.9 to 1 ratio, w/8 1/4" dia. Gear	6	60	60	-	-	1	*1828 700
	3.91 to 1 ratio, w/8 3/4" dia. Gear, PD4	6-8	60	60	-	-	1	*1828 517
	2.93 to 1 ratio, w/8 3/4" dia. Gear, PD1, PD2, PD4	6-8	60	60	60	60	1	*1829 338
	3.31 to 1 ratio, w/8 3/4" dia. Gear, PD1, PD2, PD4	6-8	60	60	60	60	1	*1850 732
	3.31 to 1 ratio, w/8 3/4" dia. Gear, w/Sure-Grip, PD1, PD2, PD4, PC1, PC2, PC3	8	-	60	60	60	1	*1850 758
	3.58 to 1 ratio, w/8 3/4" dia. Gear, PD1, PD4, PS1	6-8	60	60	60	-	1	*2070 333
	3.73 to 1 ratio, w/8 3/4" dia. Gear	6-8	60	-	-	-	1	*1828 516
	2.93 to 1 ratio, w/8 3/4" dia. Gear, w/Sure-Grip, PD1, PD2, PD4, PS1	8	60	60	60	60	1	*1829 496
	3.58 to 1 ratio, w/8 3/4" dia. Gear, PS1, PC1	6-8	60	60	60	60	1	*2070 333
	3.58 to 1 ratio, w/8 3/4" dia. Gear, w/Sure-Grip, PD1, PD4	8	60	60	-	-	1	*2070 340
	3.23 to 1 ratio, w/8 3/4" dia. Gear, w/Sure-Grip, PC1, PC2, PC3	8	-	60	60	60	1	*2070 342
	3.23 to 1 ratio, w/8 3/4" dia. Gear, PD2, PS3	8	-	60	60	60	1	*2070 335
3-03-2	DIFFERENTIAL, Assembly, Partial, w/Sure-Grip	8	60	60	60	60	1	*1829 264
3-03-3	CARRIER, w/CUPS, w/8 1/4" dia. Gear	6	60	60	-	-	1	*1828 447
	w/8 3/4" dia. Gear and 1 3/8" dia. Stem, PD1, PD4, PS1	6-8	60	60	60	-	1	*1820 698
	w/8 3/4" dia. Gear and 1 3/4" dia. Stem	8	-	60	60	60	1	*1634 984
	w/Sure-Grip, PD1, PD4, PS1	8	-	60	60	-	1	*1634 984
3-03-8	SCREW, Cap	6-8	60	60	60	60	4	* 314 948
3-03-25	GASKET, w/8 1/4" dia. Gear	6	60	60	-	-	1	*1318 011
	w/8 3/4" dia. Gear	6-8	60	60	60	60	1	*1673 367
3-03-26	BOLT, Housing to Carrier	6-8	60	60	60	60	★	*1135 197
3-03-31	NUT, Housing to Carrier Bolt	6-8	60	60	60	60	★	*1485 066
	PY1	8	-	-	-	60	1	*1940 596
3-03-31	NUT, Housing to Carrier Bolt	8	-	-	-	60	1	*1940 596

★ Indicates use as required. Numerals in parentheses () refer to notes. Printed in U.S.A.
 □ Indicates parts not listed in any previous parts book. Prices and specifications subject to change without notice.
 * Indicates change or addition. Dec. 9, 1960 Supersedes April 20, 1960.

CODE	PART NAME AND DESCRIPTION	NO. OF CYL.	PLYMOUTH	DODGE	DESOTO	CHRYSLER AND IMPERIAL	PER CAR	PART NUMBER
3-04-0 DIFFERENTIAL CASE								
3-04-6	CASE, w/8 1/4" dia. Gear, ALL except 4.1 to 1 ratio.	6	60	60	-	-	1	*1485 093
	w/8 1/4" dia. Gear, w/4.1 to 1 ratio.	6	60	60	-	-	1	*1485 094
	w/8 3/4" dia. Gear.	6-8	60	60	60	60	1	*1850 370
	w/Sure-Grip.	8	60	60	60	60	1	*1945 749
3-04-10	SCREW, Case Cap, w/Sure-Grip.	8	60	60	60	60	8	*1945 751
3-06-0 DIFFERENTIAL SIDE GEAR								
3-06-5	GEAR, w/8 1/4" dia. Gear.	6	60	60	-	-	2	*2070 242
	w/8 3/4" dia. Gear.	6-8	60	60	60	60	2	E2070 148
	w/Sure-Grip.	8	60	60	60	60	2	*1829 448
3-06-6	WASHER, Thrust, w/8 1/4" dia. Gear.	6	60	60	-	-	2	* 632 587
	w/8 3/4" dia. Gear.	6-8	60	60	60	60	2	*1633 960
3-06-8	RETAINER, w/Sure-Grip.	8	60	60	60	60	2	*1829 447
3-07-0 DIFFERENTIAL PINION								
3-07-1	PINION, w/8 1/4" dia. Gear.	6	60	60	-	-	2	*1326 219
	w/8 3/4" dia. Gear.	6-8	60	60	60	60	2	*1633 959
	w/Sure-Grip.	8	60	60	60	60	2	*1829 449
3-07-2	WASHER, Thrust, w/8 1/4" dia. Gear.	6	60	60	-	-	2	* 663 479
	w/8 3/4" dia. Gear.	6-8	60	60	60	60	2	*1633 961
3-08-0 DIFFERENTIAL PINION SHAFT								
3-08-1	SHAFT, w/8 1/4" dia. Gear.	6	60	60	-	-	1	*1142 006
	w/8 3/4" dia. Gear.	6-8	60	60	60	60	1	*1633 928
	w/Sure-Grip.	8	60	60	60	60	2	*1829 446
	PIN, w/8 1/4" dia. Gear.	6	60	60	-	-	1	* 141 232
3-08-2	PIN, Lock, w/8 3/4" dia. Gear.	6-8	60	60	60	60	1	*1633 937
3-09-0 REAR AXLE DIFFERENTIAL CLUTCH PARTS								
3-09-1	DISC, Clutch, w/Sure-Grip.	8	60	60	60	60	4	*1829 451
3-09-2	PLATE, Clutch, w/Sure-Grip, .059" to .61" thk.	8	60	60	60	60	2	*1850 804
	w/Sure-Grip, .088" to .093" thk.	8	60	60	60	60	★	E1940 623
	w/Sure-Grip, .094" to .096" thk.	8	60	60	60	60	4	*1829 450
	w/Sure-Grip, .096" to .101" thk.	8	60	60	60	60	★	E1940 624
3-11-0 DIFFERENTIAL BEARINGS								
3-11-1	CONE, w/ROLLERS, w/8 1/4" dia. Gear.	6	60	60	-	-	2	* 698 404
	w/8 3/4" dia. Gear.	6-8	60	60	60	60	2	*1790 523
3-11-2	CUP.	6-8	60	60	60	60	2	* 698 403
3-11-13	ADJUSTER.	6-8	60	60	60	60	2	* 601 864
3-11-14	LOCK, Adjuster.	6-8	60	60	60	60	2	* 308 247
3-19-0 DRIVE GEAR AND PINION SET								
3-19-1	GEAR and PINION SET, 3.73 to 1 ratio, w/8 1/4" dia. Gear.	6	60	60	-	-	1	*1567 900
	3.54 to 1 ratio, w/8 1/4" dia. Gear.	6	60	60	-	-	1	*1124 304
	3.31 to 1 ratio, w/8 1/4" dia. Gear.	6	60	60	-	-	1	*1634 973
	3.9 to 1 ratio, w/8 1/4" dia. Gear.	6	60	60	-	-	1	*1141 541
	4.1 to 1 ratio, w/8 1/4" dia. Gear.	6	60	60	-	-	1	*1567 835
	4.56 to 1 ratio, w/8 3/4" dia. Gear, Small Stem, PD4.	6-8	60	60	-	-	1	*1738 761
	2.93 to 1 ratio, w/8 3/4" dia. Gear, Small Stem, PD1, PD3, PD4, PS1.	6-8	60	60	60	-	1	*1828 440
	3.31 to 1 ratio, w/8 3/4" dia. Gear, Small Stem, PD1, PD3, PD4, PS1.	6-8	60	60	60	-	1	E2070 298

★ Indicates use as required. Numerals in parentheses () refer to notes. Printed in U.S.A.
 E Indicates parts not listed in any previous parts book. Prices and specifications subject to change without notice.
 Dec. 9, 1960 Supersedes April 20, 1960. Page 3-4 * Indicates change or addition.

CODE	PART NAME AND DESCRIPTION	NO. OF CYL.	PLYMOUTH	DODGE	DESOTO	CHRYSLER AND IMPERIAL	PER CAR	PART NUMBER
3-19-O DRIVE GEAR AND PINION SET - Cont'd								
3-19-1	GEAR and PINION SET - Cont'd							
	3.54 to 1 ratio, w/8 3/4" dia. Gear, Small Stem, PD1, PD3, PD4, PS1	6-8	60	60	60	-	1	*1673 379
	3.73 to 1 ratio, w/8 3/4" dia. Gear, Small Stem	6-8	60	-	-	-	1	*1673 380
	3.91 to 1 ratio, w/8 3/4" dia. Gear, Small Stem, PD3, PD4	6-8	60	60	-	-	1	*1673 381
	4.1 to 1 ratio, w/8 3/4" dia. Gear, Small Stem, PD3, PD4	6-8	60	60	-	-	1	*1673 382
	3.58 to 1 ratio, w/8 3/4" dia. Gear, Small Stem, PD1, PD3, PD4, PS1	6-8	60	60	60	-	1	*2070 304
	3.58 to 1 ratio, w/Sure-Grip, PD1, PD4	8	-	60	-	-	1	*2070 305
	3.58 to 1 ratio, w/8 3/4" dia. Gear, Large Stem, PD2, PC1	8	-	60	-	60	1	*2070 305
	3.23 to 1 ratio, w/Sure-Grip, PD1, PD4, PS1	8	-	60	60	-	1	*2070 329
	3.23 to 1 ratio, w/8 3/4" dia. Gear, Large Stem, PD2, PS3	8	-	60	60	-	1	*2070 329
	2.93 to 1 ratio, w/8 3/4" dia. Gear, Large Stem, PD2, PS3	8	-	60	60	-	1	E2070 297
	2.93 to 1 ratio, w/Sure-Grip, PD1, PD4, PS1	8	-	60	60	-	1	E2070 297
	3.73 to 1 ratio, w/8 3/4" dia. Gear, Large Stem, PC3-C300F	8	-	-	-	60	1	*1673 388
3-20-O DRIVE GEAR BOLT								
3-20-1	BOLT, w/8 1/4" dia. Gear	6	60	60	-	-	10	* 663 481
	w/8 3/4" dia. Gear	6-8	60	60	60	60	12	*1675 485
	w/Sure-Grip	8	60	60	60	60	12	*1945 768
3-20-2	LOCK, Nut	6	60	60	-	-	5	* 663 482
3-22-O DRIVE PINION BEARINGS								
3-22-24	CONE, Front Bearing, w/ROLLERS, w/1 3/8" dia. Stem, PD1, PD3, PD4, PS1	6-8	60	60	60	-	1	*1820 552
	w/1 3/4" dia. Stem, Front, PD2, PS3	8	-	60	60	60	1	*1401 808
	w/1 3/8" dia. Stem, Rear, PD1, PD3, PD4, PS1	6-8	60	60	60	-	1	*1401 809
	w/1 3/4" dia. Stem, Rear, PD2, PS3	8	-	60	60	60	1	*1404 472
	Front, w/Sure-Grip, PD1, PD4, PS1	8	-	60	60	-	1	*1401 808
	Rear, w/Sure-Grip, PD1, PD4, PS1	8	-	60	60	-	1	*1404 472
3-22-25	CUP, Front, w/1 3/8" Stem, PD1, PD3, PD4, PS1	6-8	60	60	60	-	1	*1820 551
	w/1 3/4" Stem, Front, PD2, PS3	8	-	60	60	60	1	*1401 810
	w/1 3/8" Stem, Rear, PD1, PD3, PD4, PS1	6-8	60	60	60	-	1	*1401 810
	w/1 3/4" Stem, Rear, PD2, PS3	8	-	60	60	60	1	*1327 847
	Front, w/Sure-Grip, PD1, PD4, PS1	8	-	60	60	-	1	*1401 810
	Rear, w/Sure-Grip, PD1, PD4, PS1	8	-	60	60	-	1	*1327 847
3-22-26	SPACER, Rear Bearing, PD1, PD3, PD4, PS1	6-8	60	60	60	-	1	1738 826
3-22-27	WASHER, Rear Bearing, Small Stem Pinion, .084" thk., PD1, PD3, PD4, PS1	6-8	60	60	60	-	★	*1738 794
	.086" thk., PD1, PD3, PD4, PS1	6-8	60	60	60	-	★	1738 795
	.088" thk., PD1, PD3, PD4, PS1	6-8	60	60	60	-	★	1738 796
	.090" thk., PD1, PD3, PD4, PS1	6-8	60	60	60	-	★	1738 797
	.092" thk., PD1, PD3, PD4, PS1	6-8	60	60	60	-	★	1738 798
	.094" thk., PD1, PD3, PD4, PS1	6-8	60	60	60	-	★	1738 799
	.096" thk., PD1, PD3, PD4, PS1	6-8	60	60	60	-	★	1738 800
	.098" thk., PD1, PD3, PD4, PS1	6-8	60	60	60	-	★	1738 801
	.100" thk., PD1, PD3, PD4, PS1	6-8	60	60	60	-	★	1738 802

★ Indicates use as required.

Numerals in parentheses () refer to notes.

Printed in U.S.A.

□ Indicates parts not listed in any previous parts book.

Prices and specifications subject to change without notice.

* Indicates change or addition.

1960 PASSENGER CAR PARTS CATALOG

AXLE - REAR

CODE	PART NAME AND DESCRIPTION	NO. OF CYL.	PLYMOUTH	DODGE	DESOTO	CHRYSLER AND IMPERIAL	PER CAR	PART NUMBER
3-22-0 DRIVE PINION BEARINGS - Cont'd								
3-22-27	WASHER - Cont'd							
	.084" thk., Large Stem Pinion, PD2, PS3	8	-	60	60	60	★	*1738 812
	.086" thk., PD2, PS3	8	-	60	60	60	★	1738 813
	.088" thk., PD2, PS3	8	-	60	60	60	★	1738 814
	.090" thk., PD2, PS3	8	-	60	60	60	★	1738 815
	.092" thk., PD2, PS3	8	-	60	60	60	★	1738 816
	.094" thk., PD2, PS3	8	-	60	60	60	★	1738 817
	.096" thk., PD2, PS3	8	-	60	60	60	★	1738 818
	.098" thk., PD2, PS3	8	-	60	60	60	★	1738 819
	.100" thk., PD2, PS3	8	-	60	60	60	★	1738 820
	.084" thk., w/Sure-Grip, PD1, PD4, PS1	8	-	60	60	-	★	1738 812
	.086" thk., w/Sure-Grip, PD1, PD4, PS1	8	-	60	60	-	★	1738 813
	.088" thk., w/Sure-Grip, PD1, PD4, PS1	8	-	60	60	-	★	1738 814
	.090" thk., w/Sure-Grip, PD1, PD4, PS1	8	-	60	60	-	★	1738 815
	.092" thk., w/Sure-Grip, PD1, PD4, PS1	8	-	60	60	-	★	1738 816
	.094" thk., w/Sure-Grip, PD1, PD4, PS1	8	-	60	60	-	★	1738 817
	.096" thk., w/Sure-Grip, PD1, PD4, PS1	8	-	60	60	-	★	1738 818
	.098" thk., w/Sure-Grip, PD1, PD4, PS1	8	-	60	60	-	★	1738 819
	.100" thk., w/Sure-Grip, PD1, PD4, PS1	8	-	60	60	-	★	1738 820
3-22-28	SHIM, Front Bearing Adjusting, Small Stem Pinion, .010" thk., PD1, PD3, PD4, PS1	6-8	60	60	60	-	★	*1820 701
	.014" thk., PD1, PD3, PD4, PS1	6-8	60	60	60	-	★	1820 703
	.016" thk., PD1, PD3, PD4, PS1	6-8	60	60	60	-	★	1820 704
	.018" thk., PD1, PD3, PD4, PS1	6-8	60	60	60	-	★	1820 705
	.024" thk., PD1, PD3, PD4, PS1	6-8	60	60	60	-	★	1829 440
	.026" thk., PD1, PD3, PD4, PS1	6-8	60	60	60	-	★	1829 441
	.010" thk., Large Stem Pinion, PD2, PS3	8	-	60	60	60	★	*1738 803
	.014" thk., PD2, PS3	8	-	60	60	60	★	1738 805
	.016" thk., PD2, PS3	8	-	60	60	60	★	1738 806
	.018" thk., PD2, PS3	8	-	60	60	60	★	1738 807
	.022" thk., PD2, PS3	8	-	60	60	60	★	1829 442
	.024" thk., PD2, PS3	8	-	60	60	60	★	1829 443
	.026" thk., PD2, PS3	8	-	60	60	60	★	1829 444
	.010" thk., w/Sure-Grip, PD1, PD4, PS1	8	-	60	60	-	★	1738 803
	.014" thk., w/Sure-Grip, PD1, PD4, PS1	8	-	60	60	-	★	1738 805
	.016" thk., w/Sure-Grip, PD1, PD4, PS1	8	-	60	60	-	★	1738 806
	.018" thk., w/Sure-Grip, PD1, PD4, PS1	8	-	60	60	-	★	1738 807
	.022" thk., w/Sure-Grip, PD1, PD4, PS1	8	-	60	60	-	★	1829 442
	.024" thk., w/Sure-Grip, PD1, PD4, PS1	8	-	60	60	-	★	1829 443
	.026" thk., w/Sure-Grip, PD1, PD4, PS1	8	-	60	60	-	★	1829 444
3-22-45	OIL SEAL, Front Bearing, Small Stem Pinion, PD1, PD3, PD4, PS1	6-8	60	60	60	-	1	*1738 831
	Large Stem Pinion, PD2, PS3	8	-	60	60	60	1	* 663 602
	w/Sure-Grip, PD1, PD4, PS1	8	-	60	60	-	1	663 602
3-32-0 DRIVE SHAFT								
3-32-1	SHAFT, 31 5/8" lgh., PD3, PD4 except Sp. 4 D. Sed. and Cv. Cp., also specify 1 of 1673 373 Oil Seal	6-8	60	60	-	-	2	1675 448
	31 5/8" lgh., PD1, PD2, PD4 Sp. 4 D. Sed. and Cv. Cp., PC1, PC2, PC3	8	-	60	60	60	2	1675 448
	32 31/64" lgh., PY1	8	-	-	-	60	2	1675 449
	w/Sure-Grip, 31 1/2" lgh., PC1, PC2, PC3	8	60	60	60	60	2	1829 266
	w/Sure-Grip, 32 3/8" lgh., PY1	8	-	-	-	60	2	1829 267
3-32-4	KEY	6-8	60	60	60	60	2	1118 149
3-32-5	NUT	6-8	60	60	60	60	2	53 553
3-32-6	WASHER	6-8	60	60	60	60	2	50 652
3-32-8	BLOCK, Thrust, 1 3/16" lgh., UP TO Cars	6	60	60	-	-	1	651 402
	1 7/8" lgh., w/8 1/4" dia. Gear, AFTER Cars	6	60	60	-	-	1	*2070 243
	w/8 3/4" dia. Gear	6-8	60	60	60	60	1	*1940 604
3-32-9	SPACER, Thrust Block, UP TO Cars	6	60	60	-	-	2	663 607
	w/Sure-Grip	8	60	60	60	60	2	1829 445
	PIN, w/Sure-Grip	8	60	60	60	60	1	273 703

★ Indicates use as required. Numerals in parentheses () refer to notes. Printed in U.S.A.
 ☐ Indicates parts not listed in any previous parts book. Prices and specifications subject to change without notice.
 Dec. 9, 1960 Supersedes April 20, 1960. Page 3-6 * Indicates change or addition.

CODE	PART NAME AND DESCRIPTION	NO. OF CYL.	PLYMOUTH	DODGE	DESOTO	CHRYSLER AND IMPERIAL	PER CAR	PART NUMBER
3-33-0 DRIVE SHAFT BEARINGS								
3-33-1	CONE, w/ROLLERS, PC1, PC2, PC3	6-8	60	60	60	60	2	698 400
	PY1	8	-	-	-	60	2	1673 375
3-33-2	CUP, PC1, PC2, PC3	6-8	60	60	60	60	2	698 399
	PY1	8	-	-	-	60	2	1188 715
3-33-4	SHIM, .005" thk.	6-8	60	60	60	60	★	1137 203
	.012" thk.	6-8	60	60	60	60	★	681 320
	.030" thk.	6-8	60	60	60	60	★	681 322
3-35-0 DRIVE SHAFT OIL SEAL								
3-35-14	OIL SEAL, Bearing, 1 3/8" I.D., Inner, PD3, PD4 except Sp. 4 D. Sed. and Cv. Cp. 1 1/2" I.D., Inner, PD1, PD2, PD4 Sp. 4 D. Sed. and Cv. Cp.	6-8	60	60	-	-	2	1139 896
	w/Sure-Grip, 1 1/2" I.D., Inner, PD4 except Sp. 4 D. Sed. and Cv. Cp.	8	-	60	60	60	2	1673 373
	Outer, PC1, PC2, PC3	8	60	60	-	-	2	1673 373
	Outer, PY1	6-8	60	60	60	60	2	1402 443
		8	-	-	-	60	2	1673 838

NOTES
