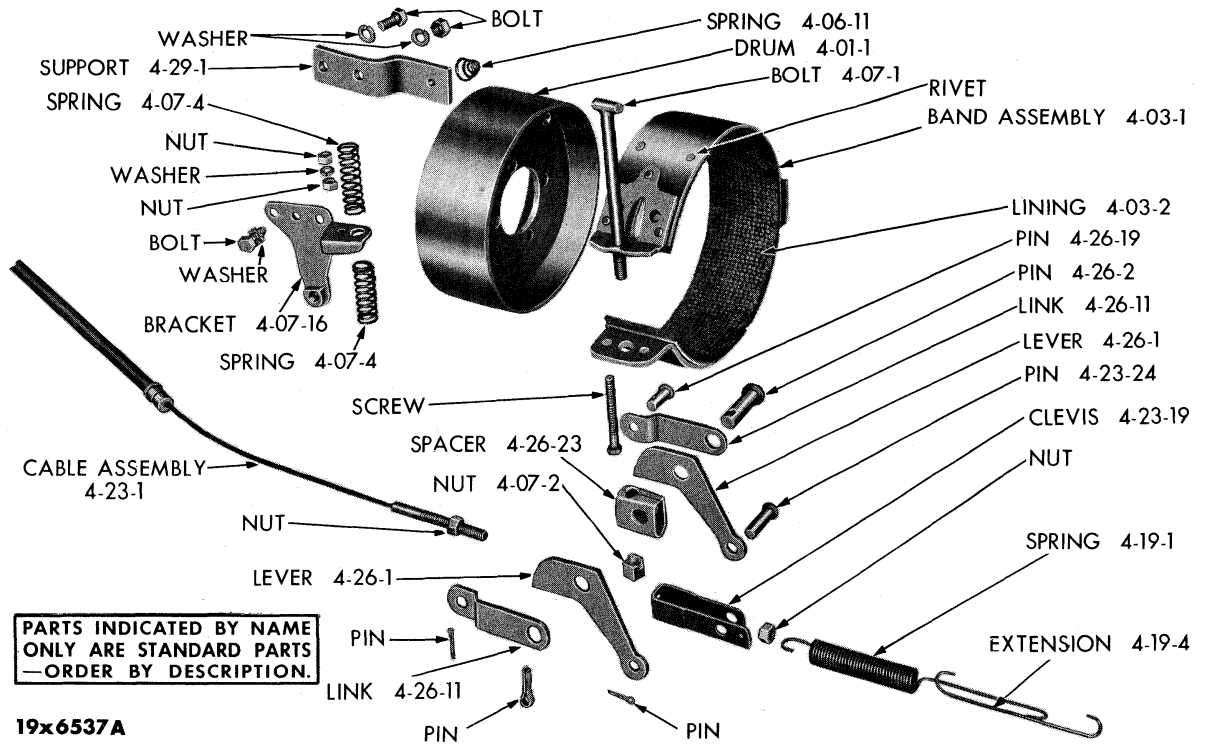
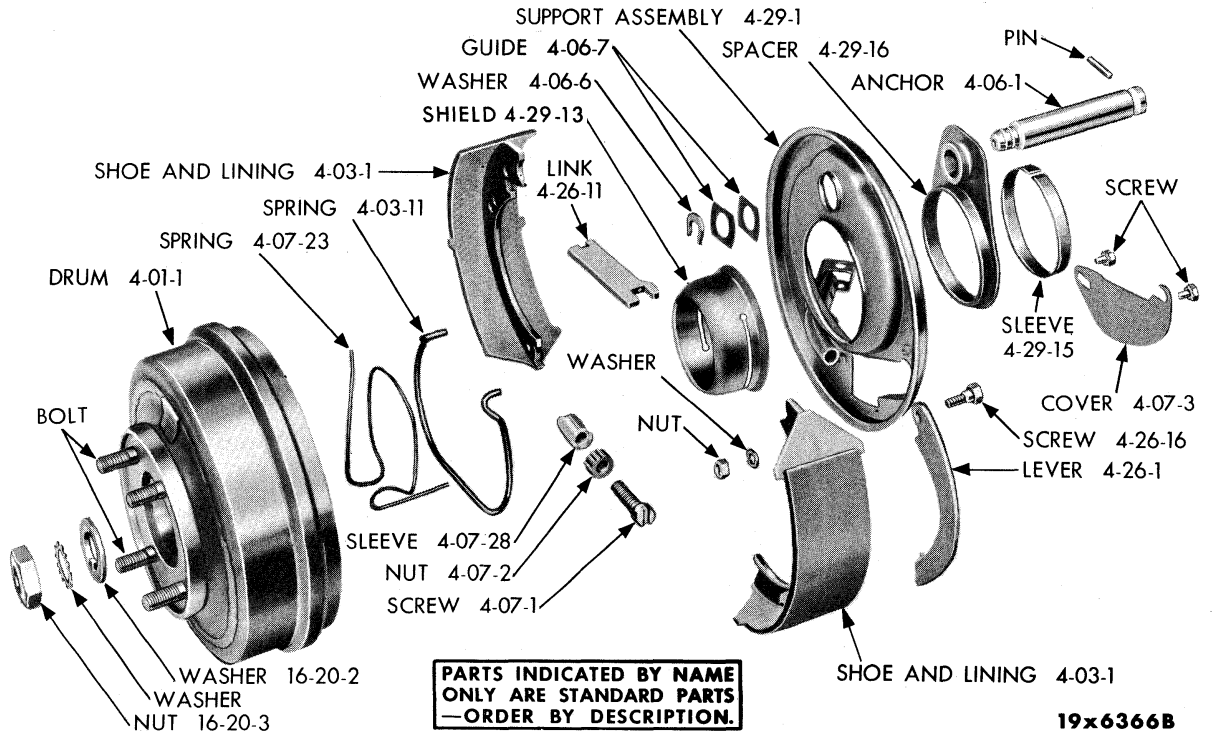


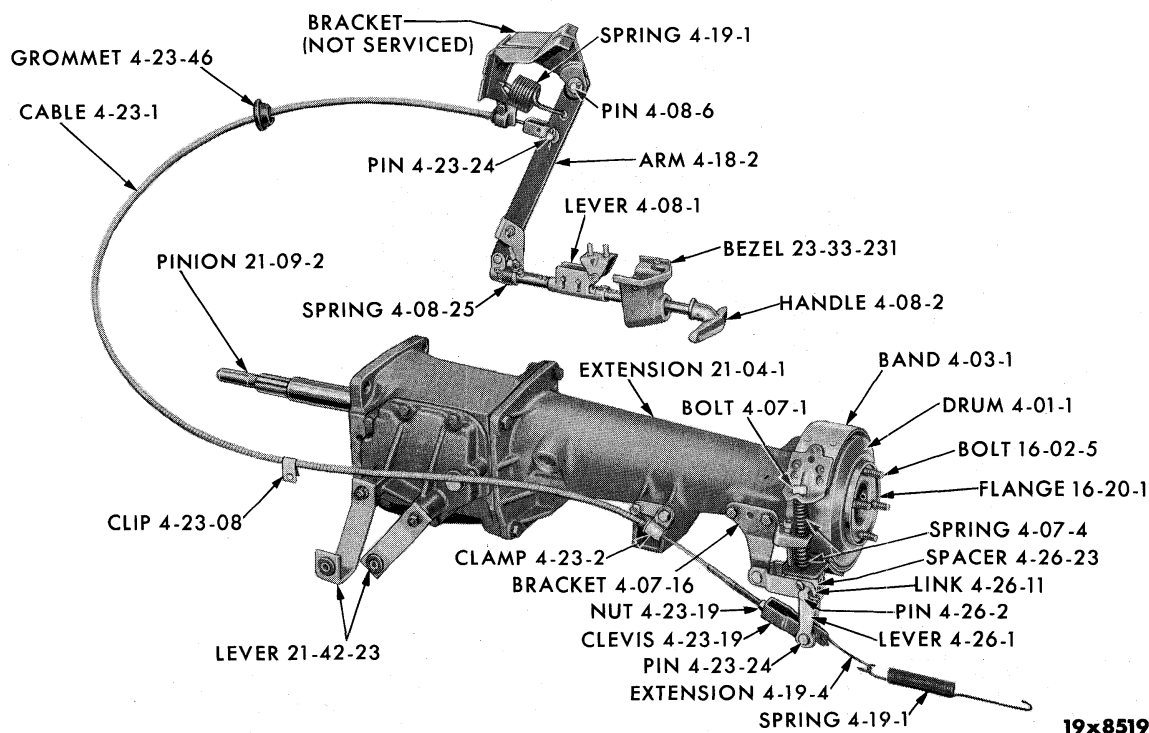
GROUP 4 - BRAKE-PARKING



PARKING BRAKE - EXTERNAL TYPE

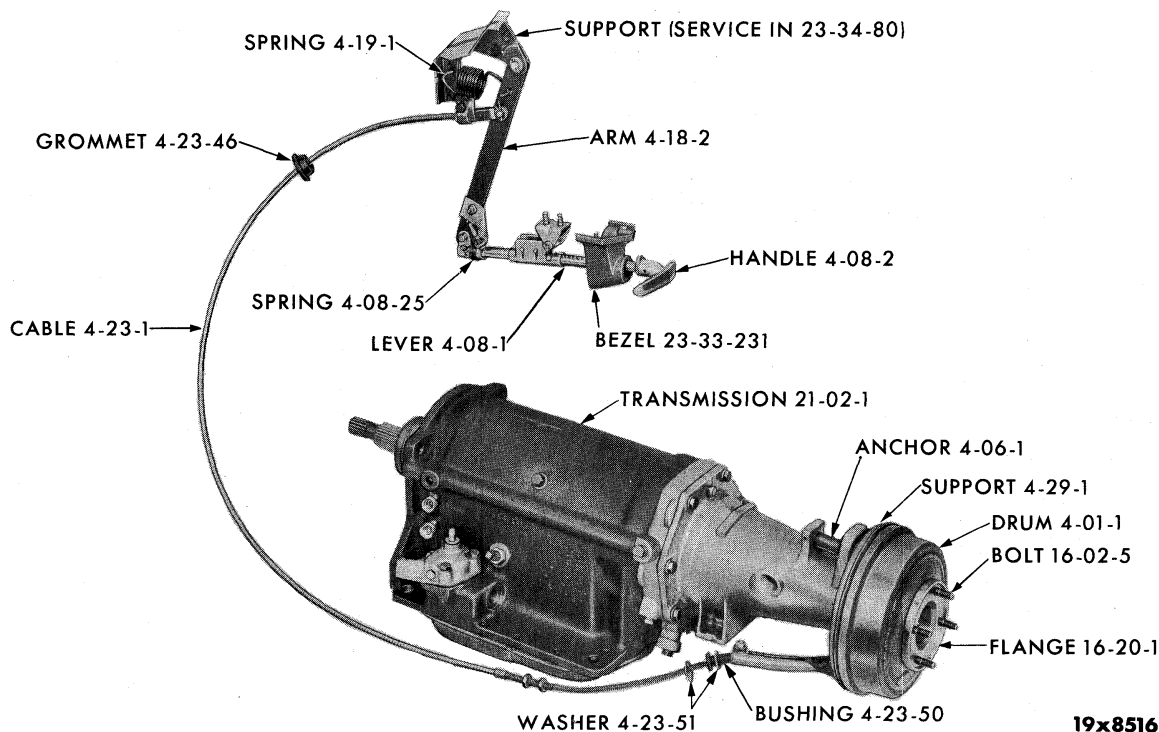


PARKING BRAKE - INTERNAL TYPE



19x8519

PARKING BRAKE - WITH STANDARD TRANSMISSION



19x8516

PARKING BRAKE - WITH AUTOMATIC TRANSMISSION

CODE	PART NAME AND DESCRIPTION	NO. OF CYL.	PLYMOUTH	DODGE	DESOTO	CHRYSLER AND IMPERIAL	PER CAR	PART NUMBER
------	---------------------------	-------------	----------	-------	--------	-----------------------	---------	-------------

GROUP 4 - BRAKE-PARKING

4-01-0 PARKING BRAKE DRUM								
4-01-1	DRUM, w/Std. Trans., w/ or w/o Overdrive, MS1	6-8	59	59	59	-	1	1326 789
	w/Std. Trans., w/DAMPER, MS1	6-8	59	59	59	-	1	B1850 163
	w/PowerFlite Trans., w/o Flange, MD2	6-8	59	59	-	-	1	1323 276
	MD3, MS1	8	-	59	59	-	1	1483 745
	w/Auto. 3 Speed Trans., w/o Flange, MC1, MC2, MC3	8	59	59	59	59	1	1483 745
	w/PowerFlite Trans., w/Integral Flange, MD2	6-8	59	59	-	-	1	1857 034
	MD3, MS1	8	-	59	59	-	1	1944 242
	w/Auto. 3 Speed Trans., w/Integral Flange, MC1, MC2, MC3	6-8	59	59	59	59	1	1857 032
	MY1	8	-	-	-	59	1	1850 154
4-03-0 PARKING BRAKE BAND OR SHOE								
4-03-1	BAND, w/LINING, w/Std. Trans., w/ or w/o Overdrive, MS1	6-8	59	59	59	-	1	863 146
	SHOE, w/LINING, w/PowerFlite and Auto. 3 Speed Trans.	6-8	59	59	59	59	1	*2084 041
4-03-5	PACKAGE, Lining, w/RIVETS, w/Std. Trans., w/ or w/o Overdrive, MS1	6-8	59	59	59	-	★	1843 178
4-03-11	SPRING, Return, w/PowerFlite and Auto. 3 Speed Trans.	6-8	59	59	59	59	1	1403 611
4-06-0 PARKING BRAKE SHOE ANCHOR								
4-06-1	ANCHOR, w/PowerFlite and Auto. 3 Speed Trans.	6-8	59	59	59	59	1	1488 884
4-06-3	SCREW, Anchor, w/Std. Trans., w/ or w/o Overdrive, MS1	6-8	59	59	59	-	1	665 454
4-06-6	WASHER, Anchor, w/PowerFlite and Auto. 3 Speed Trans.	6-8	59	59	59	59	1	600 983
4-06-7	GUIDE, w/PowerFlite and Auto. 3 Speed Trans.	6-8	59	59	59	59	2	1403 574
4-06-11	SPRING, Band Anchor, w/Std. Trans., w/ or w/o Overdrive, MS1	6-8	59	59	59	-	1	855 274
4-07-0 PARKING BRAKE ADJUSTER								
4-07-1	BOLT, w/Std. Trans., w/ or w/o Overdrive, MS1	6-8	59	59	59	-	1	1325 701
	SCREW, w/PowerFlite and Auto. 3 Speed Trans.	6-8	59	59	59	59	1	1314 478
4-07-2	NUT, Adjusting Bolt, w/Std. Trans., w/ or w/o Overdrive, MS1	6-8	59	59	59	-	1	852 429
	Shoe Adjusting, w/PowerFlite and Auto. 3 Speed Trans.	6-8	59	59	59	59	1	1314 477
4-07-3	COVER, Adjusting Screw, w/PowerFlite and Auto. 3 Speed Trans.	6-8	59	59	59	59	1	1317 858
4-07-4	SPRING, Release, Upper, w/Std. Trans., w/ or w/o Overdrive, MS1	6-8	59	59	59	-	1	694 773
	Lower, w/Std. Trans., w/ or w/o Overdrive, MS1	6-8	59	59	59	-	1	388 302
4-07-16	BRACKET, Bolt, w/Std. Trans., w/ or w/o Overdrive, MS1	6-8	59	59	59	-	1	853 876
4-07-23	SPRING, Shoe Guide and Grease Shield, w/PowerFlite and Auto. 3 Speed Trans.	6-8	59	59	59	59	1	1530 775
4-07-28	SLEEVE, w/PowerFlite and Auto. 3 Speed Trans.	6-8	59	59	59	59	1	1314 476

★ Indicates use as required.

Numerals in parentheses () refer to notes.

Printed in U.S.A.

☐ Indicates parts not listed in any previous parts book.

Prices and specifications subject to change without notice.

* Indicates change or addition.

Page 4-1

Feb. 15, 1960 Supersedes May 25, 1959.

1959 PASSENGER CAR PARTS LIST

BRAKE - PARKING

CODE	PART NAME AND DESCRIPTION	NO. OF CYL.	PLYMOUTH	DODGE	DESOTO	CHRYSLER AND IMPERIAL	PER CAR	PART NUMBER
4-08-0 PARKING BRAKE LEVER								
4-08-1	LEVER	6-8	59	-	-	-	1	1829 806
		8	-	59	-	-	1	*1829 807
	ROD, Pull, MC1, MC2, MC3	8	-	-	59	59	1	*1829 808
4-08-2	HANDLE	6-8	59	-	-	-	1	1829 812
	MC1, MC2, MC3	8	-	-	59	59	1	1732 214
4-08-25	SPRING, Handle Return, 5/16" long, MC1, MC2, MC3	6-8	59	59	59	59	1	1405 518
	3/4" long, MC1, MC2, MC3	6-8	59	59	59	59	1	1405 523
4-08-27	PIN, Handle Turn Stop, MC1, MC2, MC3	6-8	59	59	59	59	1	1405 532
4-08-35	PIN, Lever Hinge, MS1	6-8	59	59	59	-	1	1732 198
4-08-36	RETAINER, Hinge Pin, MS1	6-8	59	59	59	-	1	1732 199
4-13-0 PARKING BRAKE LEVER PAWL								
4-13-6	PIN, Lever Pawl, 13/16" long, MC1, MC2, MC3	6-8	59	59	59	59	2	1405 533
	1 7/32" long, MC1, MC2, MC3	6-8	59	59	59	59	2	1405 526
4-13-10	SPRING, MC1, MC2, MC3	6-8	59	59	59	59	1	1405 522
4-18-0 PARKING BRAKE LEVER ARM								
4-18-2	ARM	6-8	59	-	-	-	1	1638 181
	MC1, MC2, MC3	8	-	59	59	59	1	1732 189
4-19-0 PARKING BRAKE LEVER RETURN SPRING								
4-19-1	SPRING, Lower, w/Std. Trans., w/ or w/o Overdrive, MS1	6-8	59	59	59	-	1	856 339
	Upper, MC1, MC2, MC3	6-8	59	59	59	59	1	1612 103
4-19-4	EXTENSION, Lower Return Spring, w/Std. Trans., w/ or w/o Overdrive, MS1	6-8	59	59	59	-	1	1312 242
4-23-0 PARKING BRAKE CONTROL CABLE								
4-23-1	CABLE, w/Std. Trans., w/ or w/o Overdrive, MS1	6-8	59	59	59	-	1	1829 784
	w/PowerFlite and Auto. 3 Speed Trans., MC1, MC2, MC3	6-8	59	59	59	59	1	1829 788
	MY1	8	-	-	-	59	1	1829 790
4-23-2	BRACKET, Clamp, w/Std. Trans., w/o Overdrive, MS1	6-8	59	59	59	-	1	1829 816
	w/Overdrive	6-8	59	-	-	-	1	1829 791
4-23-19	CLEVIS, Lower, w/Std. Trans., w/ or w/o Overdrive, MS1	6-8	59	59	59	-	1	953 764
4-23-23	CLIP, Clevis Pin Cotter, Upper, MC1, MC2, MC3	6-8	59	59	59	59	1	1137 669
4-23-24	PIN, Lower Clevis, w/Std. Trans., w/or w/o Overdrive, MS1	6-8	59	59	59	-	1	404 194
4-23-46	GROMMET, Cable, on Dash Panel	6-8	59	59	59	59	1	1370 460
4-23-50	BUSHING, Cable, w/PowerFlite and Auto. 3 Speed Trans.	6-8	59	59	59	59	1	1406 964
4-23-51	WASHER, Cable, w/PowerFlite and Auto. 3 Speed Trans., Inner	6-8	59	59	59	59	1	1406 975
	Outer	6-8	59	59	59	59	1	1406 976
4-25-0 PARKING BRAKE - FOOT OPERATED								
4-25-1	LEVER, MY1	8	-	-	-	59	1	1829 795
4-25-3	KNOB, Release Control, MY1	8	-	-	-	59	1	1829 805
4-25-5	WASHER, Release Rod, at Knob, MY1	8	-	-	-	59	1	1829 820
4-25-6	PAD, Pedal, MY1	8	-	-	-	59	1	1737 568
4-25-7	SPRING, Pedal Return, MY1	8	-	-	-	59	1	1829 826

★ Indicates use as required.

Numerals in parentheses () refer to notes.

Printed in U.S.A.

□ Indicates parts not listed in any previous parts book.

Prices and specifications subject to change without notice.

