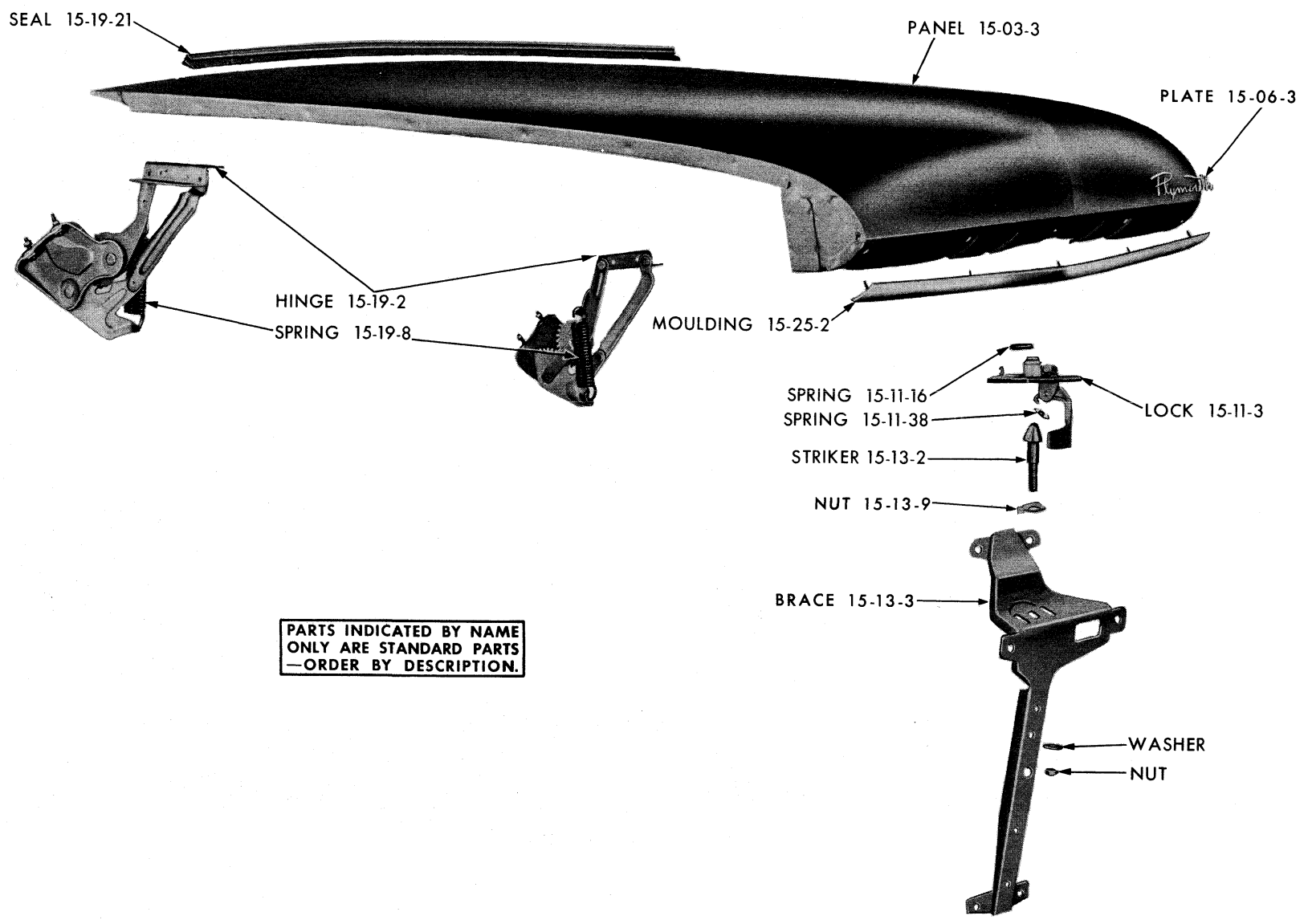


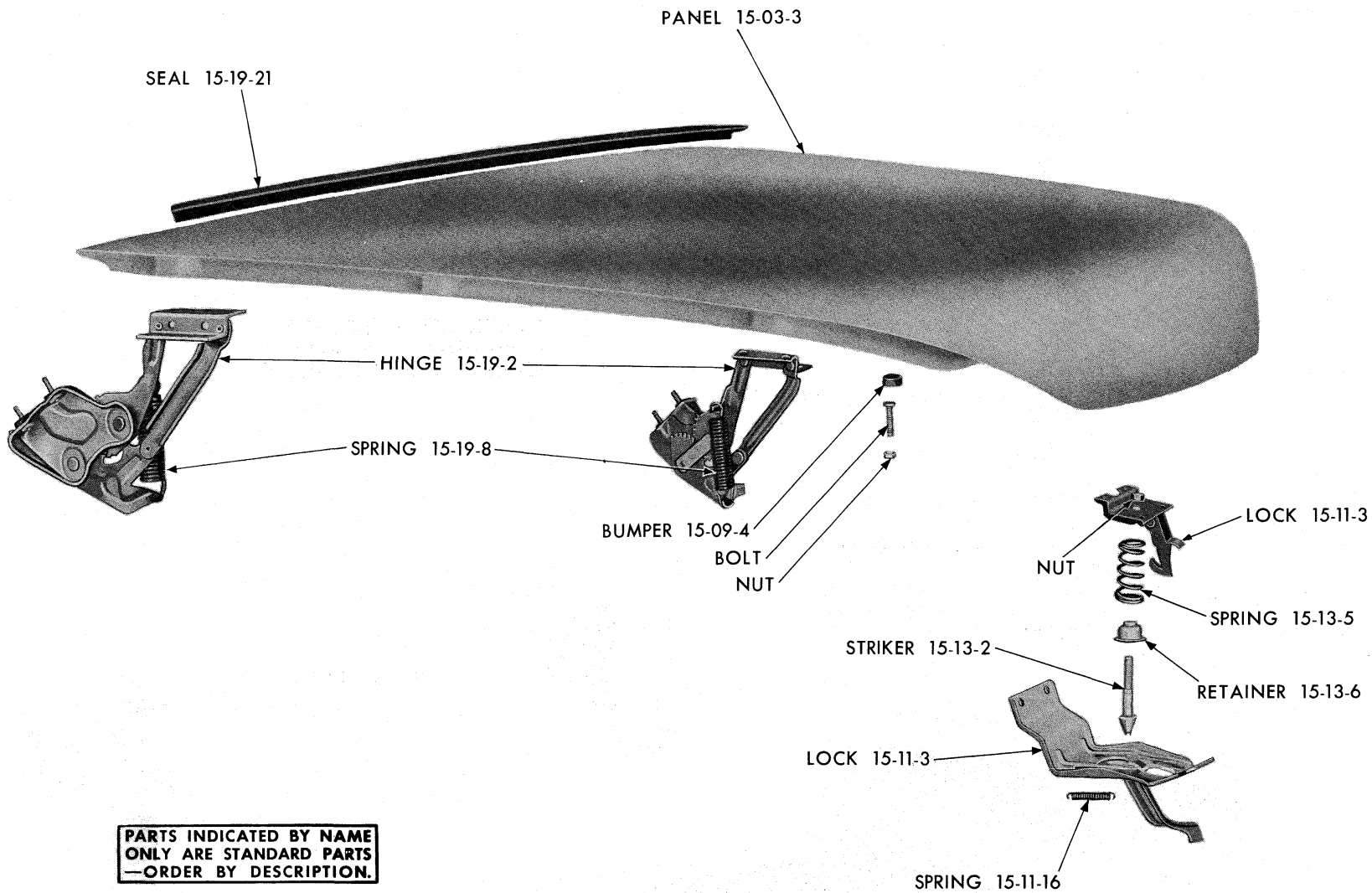
GROUP 15 - HOOD



PARTS INDICATED BY NAME ONLY ARE STANDARD PARTS —ORDER BY DESCRIPTION.

19x8446

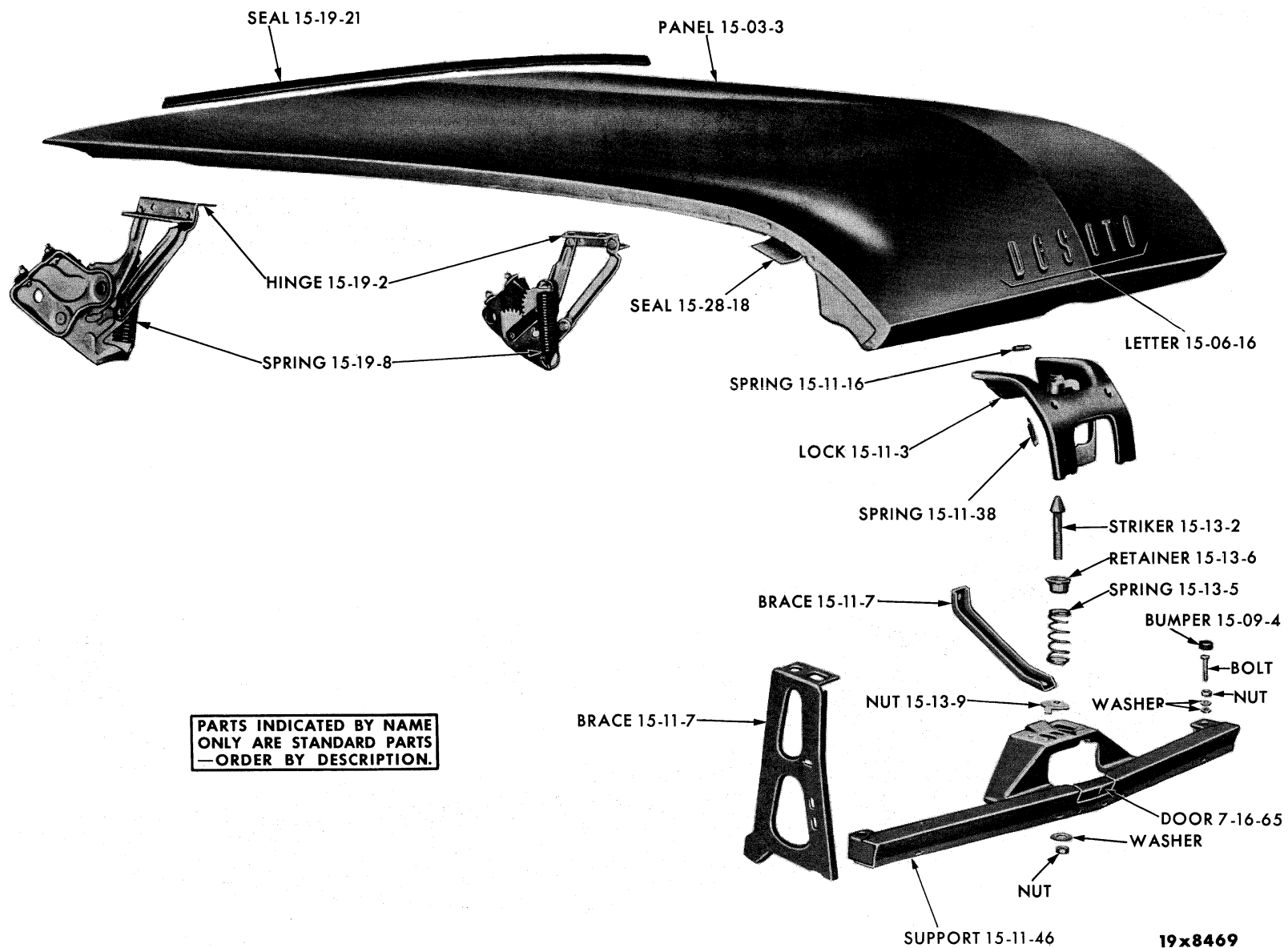
HOOD - PLYMOUTH MP1-2



PARTS INDICATED BY NAME
 ONLY ARE STANDARD PARTS
 —ORDER BY DESCRIPTION.

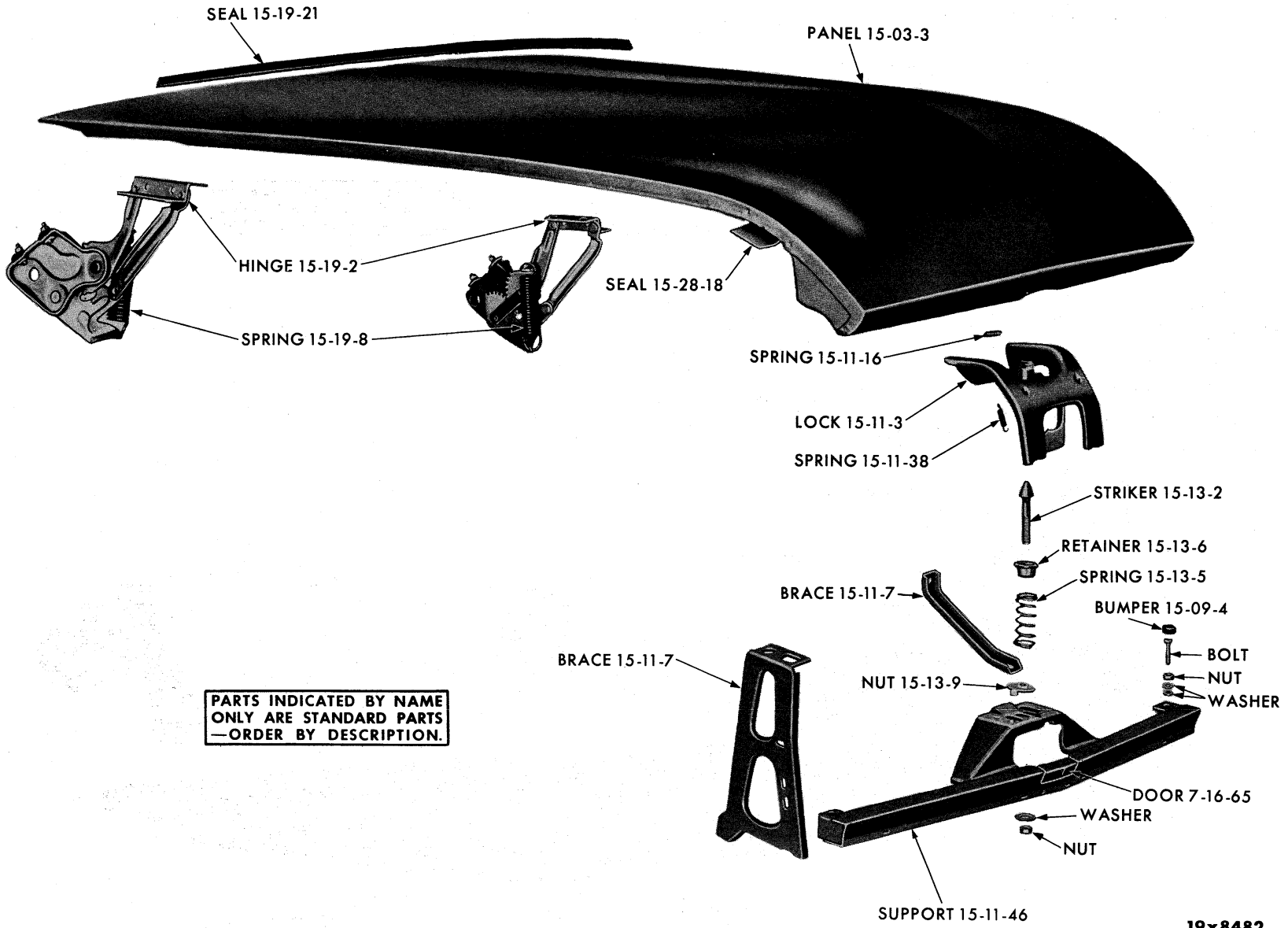
19x8448

HOOD - DODGE MD1-2-3



PARTS INDICATED BY NAME
ONLY ARE STANDARD PARTS
—ORDER BY DESCRIPTION.

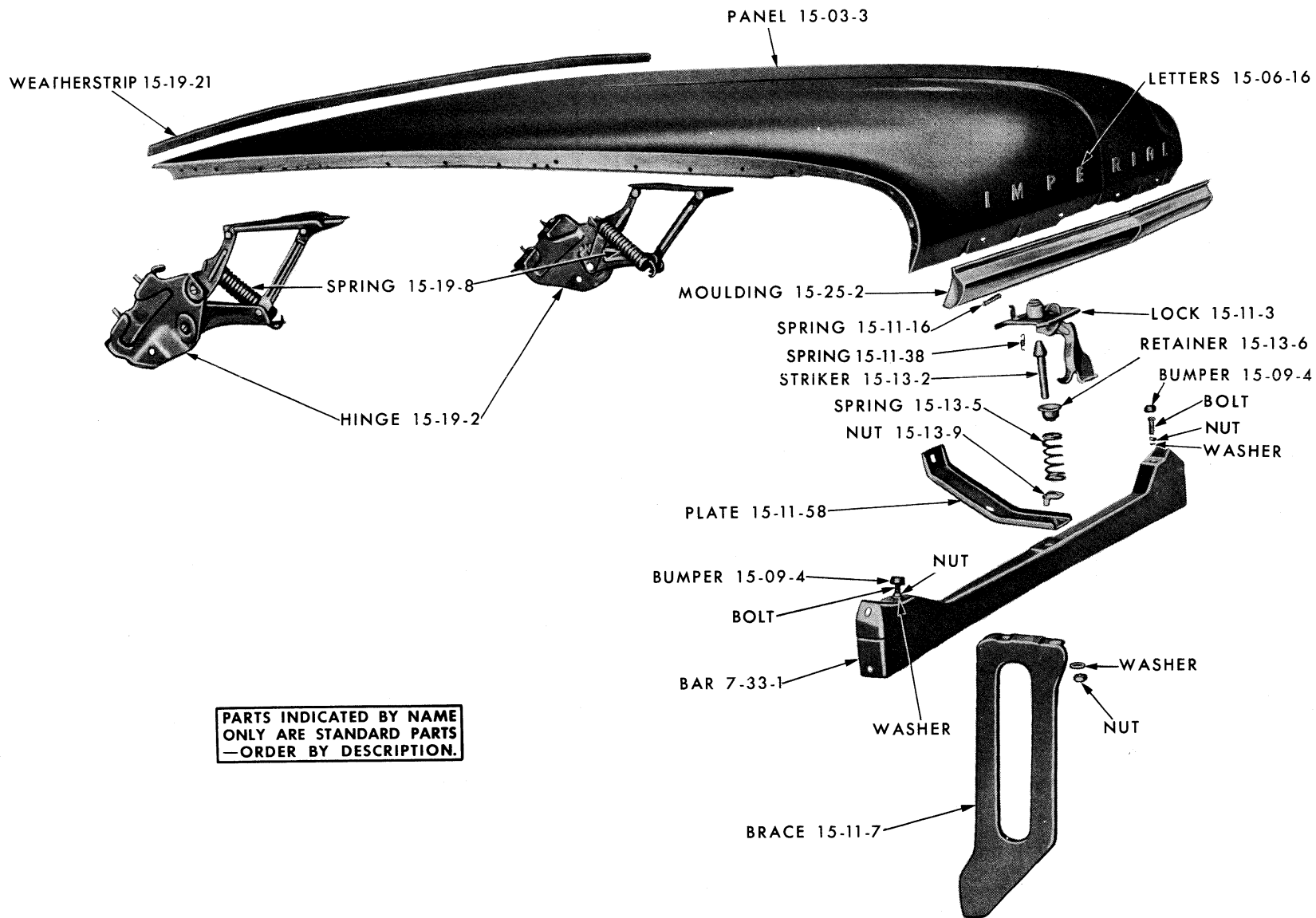
19x8469



PARTS INDICATED BY NAME
 ONLY ARE STANDARD PARTS
 —ORDER BY DESCRIPTION.

19x8482

HOOD - CHRYSLER MC1-2-3



PARTS INDICATED BY NAME
 ONLY ARE STANDARD PARTS
 —ORDER BY DESCRIPTION.

19x8459

HOOD - IMPERIAL MY1

CODE	PART NAME AND DESCRIPTION	NO. OF CYL.	PLYMOUTH	DODGE	DESOTO	CHRYSLER AND IMPERIAL	PER CAR	PART NUMBER
------	---------------------------	-------------	----------	-------	--------	-----------------------	---------	-------------

GROUP 15 - HOOD

15-03-0 HOOD TOP PANEL								
15-03-3	PANEL	6-8	59	-	-	-	1	1832 398
		8	-	59	-	-	1	1832 437
	MS1, MC1	8	-	-	59	59	1	⊠1903 417
	MC2, MC3	8	-	-	-	59	1	*1832 898
	MS2, MS3	8	-	-	59	-	1	⊠1902 819
	MC3-300	8	-	-	-	59	1	1903 610
	MY1	8	-	-	-	59	1	1903 626
15-03-18	ORNAMENT, Hood Top	8	-	59	-	-	1	1902 673
	MY1	8	-	-	-	59	1	1624 528
15-03-22	STUD, MY1	8	-	-	-	59	1	6010 020
		8	-	-	-	59	2	6010 023
15-03-24	WASHER, Cup, MY1	8	-	-	-	59	3	6010 083
15-03-60	SILENCER	6-8	59	-	-	-	1	1774 676
	MS1	8	-	-	59	-	1	*1835 775
		8	-	59	-	-	1	⊠1974 727
	MC2, MC3	8	-	-	-	59	1	⊠1876 679
	IM, Front	8	-	-	-	59	1	⊠1876 680
	IM, Rear	8	-	-	-	59	1	⊠1876 681
15-06-0 HOOD NAME PLATE, MEDALLIONS AND LETTERS								
15-06-3	NAMEPLATE	6-8	59	-	-	-	1	1902 613
15-06-6	MEDALLION, w/BASE, MC1, MC2, MC3, MC3-300	8	-	-	-	59	1	1902 748
	INSERT, Medallion	8	-	-	-	59	1	1832 944
15-06-8	BASE, Medallion, MC2, MC3, MC3-300	8	-	-	-	59	1	*1902 711
15-06-16	LETTER, Hood Front Name "D"	8	-	-	59	-	1	1878 805
	"E"	8	-	-	59	-	1	1878 806
	"S"	8	-	-	59	-	1	1878 807
	"O"	8	-	-	59	-	2	1878 808
	"T"	8	-	-	59	-	1	1878 809
	"P"	8	-	-	-	59	2	1832 331
	"M"	8	-	-	-	59	1	1832 332
	"D"	8	-	-	-	59	1	1832 333
	"E"	8	-	-	-	59	1	1832 334
	"R"	8	-	-	-	59	1	1832 335
	"A"	8	-	-	-	59	1	1832 336
	"L"	8	-	-	-	59	1	1832 337
	"C", MC3-300	8	-	-	-	59	1	1686 661
	"H", MC3-300	8	-	-	-	59	1	1686 662
	"R", MC3-300	8	-	-	-	59	2	1686 663
	"Y", MC3-300	8	-	-	-	59	1	1686 664
	"S", MC3-300	8	-	-	-	59	1	1686 665
	"L", MC3-300	8	-	-	-	59	1	1686 666
	"E", MC3-300	8	-	-	-	59	1	1686 667
	NUMERAL, "3", MC3-300	8	-	-	-	59	1	1754 127
	"O", MC3-300	8	-	-	-	59	2	1754 128
15-06-17	CLIP or NUT, Name Plate	6-8	59	-	-	-	3	6000 176
	Name Letter	8	-	-	59	-	12	6000 252
	Name Letter, MC3-300	8	-	-	-	59	8	6010 135
	Side Numeral, MC3-300	8	-	-	-	59	6	6010 174
	MY1	8	-	-	-	59	16	6010 174
	Medallion and Base	8	-	-	-	59	3	*6006 264
15-09-0 HOOD BUMPER								
15-09-4	BUMPER, Fender to Hood	6-8	59	-	59	59	6	1624 079
		8	-	59	-	-	6	1863 598
	Radiator Yoke Bracket to Hood	6-8	59	59	59	59	2	6010 155
15-09-7	BRACKET, Hood Bumper	6-8	59	-	-	-	2	1686 225
15-09-11	SCREW, w/WASHER, Bracket to Yoke	6-8	59	-	-	-	4	6010 016
15-09-22	WASHER, Bumper Bracket Bolt Lock, MY1	8	-	-	-	59	2	6010 038

★ Indicates use as required.

Numerals in parentheses () refer to notes.

Printed in U.S.A.

⊠ Indicates parts not listed in any previous parts book.

Prices and specifications subject to change without notice.

* Indicates change or addition.

1959 PASSENGER CAR PARTS LIST

HOOD

CODE	PART NAME AND DESCRIPTION	NO. OF CYL.	PLYMOUTH	DODGE	DESOTO	CHRYSLER AND IMPERIAL	PER CAR	PART NUMBER
15-11-0 HOOD LOCK								
15-11-3	LOCK, Upper Half	6-8	59	-	-	-	1	1832 468
		8	-	59	-	-	1	1832 547
	MC1, MC2, MC3	8	-	-	59	59	1	1832 947
	MY1	8	-	-	-	59	1	1755 034
	Lower Half	8	-	59	-	-	1	1832 549
	MC3-300	8	-	-	-	59	1	1832 295
15-11-7	BRACE, Lower Lock Plate, to Stone							
	Deflector	8	-	59	-	-	1	1832 582
	To Radiator Cross Bar, MS1, MC1	8	-	-	59	59	1	1832 687
	MS2, MS3, MC2, MC3	8	-	-	59	59	1	1832 988
	To Dust Shield, w/o Air Conditioning, MS1, MC1	8	-	-	59	59	1	1832 787
	w/Air Conditioning, MS1, MC1	8	-	-	59	59	1	1903 093
	To Dust Shield, MS2, MS3, MC2, MC3	8	-	-	59	59	1	1832 886
	To Stone Deflector, MY1	8	-	-	-	59	1	1624 583
	To Dust Shield, MC3-300	8	-	-	-	59	1	1624 685
	Lower Lock to Bracket, MC3-300	8	-	-	-	59	1	1832 021
15-11-11	NUT, Upper Lock Attaching	6-8	59	59	-	-	4	6000 123
15-11-16	SPRING, Striker Catch	6-8	59	-	59	59	1	1755 097
		8	-	59	-	-	1	1695 638
15-11-38	SPRING, Safety Catch	6-8	59	-	-	-	1	1903 279
		8	-	59	-	-	1	1239 996
	MC1, MC2, MC3	8	-	-	59	59	1	1686 582
	MY1	8	-	-	-	59	1	1695 639
15-11-46	SUPPORT, Hood Lock, Lower	8	-	-	59	-	1	1903 284
	MC1, MC2, MC3	8	-	-	-	59	1	1903 045
15-11-47	SEAL, to Radiator Yoke, (specify by the foot) MC3, MY1	8	-	-	-	59	★	1242 974
15-11-58	PLATE, Base, Upper, MC3-300	8	-	-	-	59	1	1754 207
	Lower, MC3-300	8	-	-	-	59	1	1624 664
	MY1	8	-	-	-	59	1	1624 592
15-11-64	NUT, Upper Lock Attaching	6-8	59	59	-	-	4	6000 123
15-13-0 HOOD LOCK STRIKER								
15-13-2	STRIKER	6-8	59	-	59	59	1	1695 602
		8	-	59	-	-	1	1780 274
	MC3-300	8	-	-	-	59	1	1562 607
15-13-3	BRACE, Striker to Yoke	6-8	59	-	-	-	1	1902 620
15-13-5	SPRING	6-8	59	59	59	59	1	1373 263
15-13-6	RETAINER	6-8	59	59	59	59	1	1696 605
15-13-9	NUT, Striker to Brace	6-8	59	-	59	59	1	6010 080
15-14-0 HOOD LOCK CONTROL								
15-14-1	CONTROL, on Instrument Panel, MC3-300	8	-	-	-	59	1	⊕2080 500
15-14-6	KNOB, MC3-300	8	-	-	-	59	1	1839 380
15-14-7	BRACKET, Support, on Instrument Panel, MC3-300	8	-	-	-	59	1	1839 395
15-14-10	HOG RING, Control Cable Grommet, MC3-300	8	-	-	-	59	1	6008 072
15-14-12	STOP, Control Cable, MC3-300	8	-	-	-	59	1	932 143
15-14-13	SCREW, Stop, MC3-300	8	-	-	-	59	1	988 098
15-19-0 HOOD HINGE								
15-19-2	HINGE, Right, MC1, MC2, MC3	6-8	59	59	59	59	1	1863 896
	Left, MC1, MC2, MC3	6-8	59	59	59	59	1	1863 897
	Right, MY1	8	-	-	-	59	1	1624 548
	Left, MY1	8	-	-	-	59	1	1624 549
15-19-3	SHIM, Hinge to Dash Panel, MC2, MC3	8	-	-	-	59	★	6010 049

★ Indicates use as required.

Numerals in parentheses () refer to notes.

Printed in U.S.A.

⊕ Indicates parts not listed in any previous parts book.

Prices and specifications subject to change without notice.

Feb. 15, 1960 Supersedes Mar. 20, 1959.

Page 15-2

* Indicates change or addition.

CODE	PART NAME AND DESCRIPTION	NO. OF CYL.	PLYMOUTH	DODGE	DESOTO	CHRYSLER AND IMPERIAL	PER CAR	PART NUMBER
15-19-0 HOOD HINGE Cont'd								
15-19-4	STUD, to Strainer, MS2, MS3	6-8	59	-	59	-	4	1244 141
	SCREW, w/WASHER, Hinge to Hood Inner Panel, Cal. Blt.	8	-	59	-	-	4	1863 238
	STUD, to Inner Panel, Cal. Blt.	8	-	59	-	-	4	1244 141
	Except Cal. Blt.	8	-	59	-	-	8	1641 903
	SCREW, w/WASHER, to Hood Flange Reinforcement, MC1, MC2, MC3, except Cal. Blt.	8	-	-	59	59	4	6010 183
	MC1, MC2, MC3, Cal. Blt.	8	-	-	59	59	4	1863 238
	To Hinge Strainer, MC1, MC2, MC3	8	-	-	-	59	4	6010 183
	To Hinge Strainer, MY1	8	-	-	-	59	4	1832 721
	To Hinge Flange, MY1	8	-	-	-	59	2	1832 721
	STUD, to Cowl, MY1	8	-	-	-	59	4	6010 036
	To Cowl, except MY1	6-8	59	59	59	59	4	6010 033
	To Dash, MY1	8	-	-	-	59	4	6010 033
15-19-8	SPRING, MS1, MC1 Cal. Blt.	6-8	59	59	59	59	2	1624 770
	MS2, MS3, MC1 except Cal. Blt., MC2, MC3, MY1	8	-	-	59	59	2	1686 560
	MY1	8	-	-	-	59	2	1754 236
15-19-20	WASHER, Lock, Lower, MS2, MS3	8	-	-	59	-	2	1561 065
	To Cowl, MC1, MC2, MC3	6-8	59	59	59	59	4	6010 038
15-19-21	SEAL, Strainer to Cowl, MC1, MC2, MC3	6-8	59	59	59	59	1	1686 983
	MY1	8	-	-	-	59	1	1751 182
15-19-22	REINFORCEMENT, Flange, Right, MY1	8	-	-	-	59	1	1624 530
	Left, MY1	8	-	-	-	59	1	1624 531
15-19-29	SCREW, w/WASHER, to Dash Panel Hinge Support, MY1	8	-	-	-	59	2	6010 019
15-19-40	NUT, w/WASHER, Hinge to Strainer, MD2, MD3, MC1, MC2, MC3, Cal. Blt.	6-8	59	59	-	59	4	6010 048
15-25-0 HOOD MOULDING								
15-25-2	MOULDING, Front	6-8	59	-	-	-	1	1902 612
	MY1	8	-	-	-	59	1	1902 761
15-25-14	STUD, MY1	8	-	-	-	59	6	6010 020
15-28-0 HOOD TOP STRAINER								
15-28-1	STRAINER or ROD	6-8	59	-	-	-	1	*1903 604
15-28-5	PLATE, Center Strainer to Hood	6-8	59	-	-	-	2	*1903 722
15-28-10	SCREW, w/WASHER, Hinge Strainer to Strainer Brace	8	-	-	59	-	4	1863 476
		8	-	-	-	59	4	6006 082
15-28-14	CLIP, Shield Seal	6-8	59	59	59	59	7	6010 094
15-28-18	SEAL, Shield, (sold by the foot)	6-8	59	59	59	59	★	1242 974
	MC3-300	8	-	-	-	59	1	1624 984

NOTES

★ Indicates use as required.

Numerals in parentheses () refer to notes.

Printed in U.S.A.

⊔ Indicates parts not listed in any previous parts book.

Prices and specifications subject to change without notice.

* Indicates change or addition.

Page 15-3

Feb. 15, 1960 Supersedes Mar. 20, 1959.

